

# FRICTION, BRAKE DISCS AND DRUMS 2010

**ATTRITO, DISCHI E TAMBURI FRENO**

**FRICTION, DISQUES ET TAMBOURS DE FREIN**

**REIBBELAEGE, BREMSSCHEIBEN UND -TROMMELN**

**FRICCIÓN, DISCOS Y TAMBORES DE FRENO**



**metelli**

MAKE - MODEL	PAGE	MAKE - MODEL	PAGE	MAKE - MODEL	PAGE
<b>ACURA</b>		<b>ARO INTREPRINDEREA</b>		<b>AUVERLAND</b>	
CL Coupè 10/96-9/03 .....	1	10 6/80-.....	20	A3 4/87- .....	63
Legend III 8/96-.....	1	240-244 4/78- .....	20	<b>AVIA TRUCK</b>	
RL 1/96-1/98 .....	1	<b>ASIA MOTOR</b>		D Line 1/97- .....	63
TL 1/96-1/98 .....	1	<b>ASTON MARTIN</b>		<b>BEDFORD</b>	
<b>AIXAM</b>		Hi-Topic 1/93-.....	20	Astra Van 1/82-1/92.....	63
A.721 1/05- .....	1	Rocsta 1/93- .....	20	AstraMax Van 1/85-1/90.....	64
A.741 1/05- .....	1	<b>AUDI</b>		Blitz (CF97) 8/69-10/87.....	64
A.751 1/05- .....	1	Lagonda 1/86-12/97.....	20	Brava .....	64
Berline, Mini van , Pick Up 1/96-.....	1	Virage 1/86-12/95.....	20	CF2 Van.....	64
<b>ALFA ROMEO</b>		<b>BELLIER</b>		Chevanne 1/76-12/82 .....	64
145, 146 (930) 7/94-1/01 .....	1	100 I (C1) 11/68-7/76.....	21	Euromidi.....	64
147 (937) 1/01-.....	2	100 II (43, C2), Avant 6/76-7/83 .....	21	HA Van .....	64
155 (167) 1/92-1/98 .....	3	100 III (44, 44Q, C3), Avant 8/82-7/91.....	21	Midi .....	64
156 (932), Sportwagon 9/97-9/05 .....	4	100 IV (4A, C4), Avant 12/90-6/94.....	24	Midi Van 1/87-12/92.....	64
159, SW (140) 9/05- .....	6	200 I (43) 10/79-9/82 .....	25	Pick-Up .....	65
164 (164/168) 6/87-9/98 .....	6	200 II (44, 44Q), Avant 8/83-12/91 .....	25	Rascal 7/86-6/90.....	65
166 (936) 9/98- .....	7	4000 10/78-9/87.....	26	Serie KB Pick-up 1/79-12/89 .....	65
1750-2000 3/68-12/83 .....	8	50 (86) 8/74-7/78 .....	26	<b>BERTONE</b>	
33 I (905,A), Sportwagon 5/83-12/89.....	8	5000 10/78-9/87.....	26	Asso 1/98-.....	65
33 II (907A,B), Sportwagon 1/90-9/94 .....	10	80 I (80, 82, B1) 5/72-8/78.....	26	Divane 1/98- .....	65
75 (162B) 1/85-9/92 .....	11	80 II (81, 85, B2) 8/78-12/86.....	26	<b>BMW</b>	
90 (162) 10/84-7/87 .....	12	80 III (89, 89Q, 8A, B3) 8/86-7/92.....	29	02 (E10) 9/67-7/77 .....	65
Alfasud (901) 6/72-12/84 .....	13	80 IV (8C, B4), Avant 9/91-1/96.....	31	1 (E81,87) 9/04-.....	65
Alfasud Sprint (902.A) 9/76-12/89 .....	13	90 I (81, 85, B2) 10/84-3/87 .....	33	1 (E82) Coupé 9/07- .....	66
Alfetta (116) 1/74-1/86 .....	13	90 II (89, 89Q, 8A, B3) 4/87-9/91.....	33	1 (E88) Cabrio 11/07- .....	67
Arna (920) 3/83-12/86.....	15	A2 (8Z0) 2/00-.....	34	1500-2000 10/62-7/72 .....	67
Brera (177) 1/06- .....	15	A3 I (8L1) 9/96-4/03.....	34	1600 GT Coupe 10/67-5/69.....	67
Giulia 6/64-12/78 .....	15	A3 II (8P1), Sportback 5/03- .....	35	2000 3.2 Coupe (E9) 10/65-3/76 .....	67
Giulietta (116) 10/77-12/85.....	15	A3 II Cabrio 4/08-.....	37	2500 3.3 (E3) 10/68-4/77 .....	67
GT (105-115) 3/63-12/77 .....	16	A4 I (8D2, B5), Avant 1/95-9/01.....	38	3 I (E21) 6/75-3/84.....	68
GT (937) 11/03- .....	16	A4 II (8E2, B6), Avant 11/00-10/04 .....	41	3 II (E30) 9/82-10/93.....	68
GTV (116) 1/78-2/87 .....	16	A4 II Cabrio (8H7) 4/02-.....	43	3 II Touring (E30) 7/87-6/94.....	70
GTV (916C) 6/95- .....	17	A4 III (8EC), Avant 11/04-10/07.....	44	3 III (E36) 9/90-2/98.....	71
Mito 8/08-.....	17	A4 IV (8K2, K5), Avant 11/07- .....	47	3 III Cabrio, Coupe (E36) 3/92-4/99.....	72
Montreal 12/72-3/79.....	17	A4 IV (8K2, K5), Avant 11/07- .....	47	3 III Compact (E36) 3/94-8/00 .....	73
Spider (105) 3/66-12/77.....	17	A5 (8T) 5/07-.....	47	3 III Touring (E36) 1/95-10/99.....	74
Spider (115) 3/71-12/93.....	18	A6 I (4A, C4), Avant 6/94-2/97.....	48	3 IV (E46) 2/98-12/04 .....	74
Spider (916S) 6/95-6/06 .....	18	A6 II (4B, C5), Avant 1/97-2/05.....	49	3 IV Cabrio, Coupe (E46) 4/99-12/04 .....	76
Spider (939) 1/06-.....	18	A6 II Allroad (4BH) 5/00-7/06.....	52	3 IV Compact (E46) 6/01-12/04 .....	77
SZ 9/88-8/94 .....	19	A6 III (4F2), Avant 5/04- .....	52	3 IV Touring (E46) 10/99-12/04 .....	77
<b>ALFA ROMEO LCV</b>		A6 III Allroad (4FH) 8/06-.....	55	3 V (E90) 1/05- .....	78
AR 6 (280) 1/82-8/90 .....	19	A8 I (4D2, 4D8) 3/94-9/02.....	55	3 V Cabrio (E93) 3/07-.....	80
AR 8 (280) 4/78-12/89 .....	19	A8 II (4E) 10/02-1/10 .....	56	3 V Coupé (E92) 9/06-.....	81
AR 8 (280) Van 4/78-12/89.....	19	Cabrio (8G7, B4) 5/91-8/00 .....	57	3 V Touring (E91) 1/05- .....	82
<b>ALPINA</b>		Coupe I (81, 85) 7/80-10/88.....	58	5 I (E12) 8/72-8/81.....	84
B6 (E21) 3/78-3/83 .....	20	Coupe II (89, 8B) 10/88-12/96 .....	59	5 II (E28) 6/81-6/90.....	84
Roadster (Z8) 6/02- .....	20	Fox 1/75-1/79.....	60	5 III (E34) 1/88-9/95.....	85
<b>AMERICAN MOTORS</b>		Q5 (8R) 11/08-.....	60	5 III Touring (E34) 11/91-1/97.....	86
Concord .....	20	Q7 3/06-.....	61	5 IV (E39) 11/95-7/03 .....	87
Eagle - Sx4 .....	20	Quattro (85) 7/80-7/91 .....	61	5 IV Touring (E39) 11/95-7/03 .....	88
Gremlin .....	20	TT I (8N3,9), Roadster 10/98-8/06.....	62	5 V (E60) 7/03-7/09 .....	89
Hornet.....	20	TT II (8J3,9), Roadster 9/06- .....	62	5 V Touring (E61) 7/03-7/09 .....	92
Matador.....	20	V8 (D1) 10/88-2/94 .....	62	6 (E24) 4/76-9/90.....	94
Pacer .....	20	<b>AUTOBIANCHI</b>		6 (E63, E64), Cabrio 1/04-.....	94
Spirit.....	20	A111 8/69-11/72 .....	62	7 I (E23) 5/77-8/86.....	94
<b>AMERICAN MOTORS</b>		A112 10/69-12/85 .....	62		
<b>AMERICAN MOTORS</b>		Y10 3/85- .....	63		
<b>AMERICAN MOTORS</b>		Y10 (RES. 1992) 6/92- .....	63		

MAKE - MODEL	PAGE	MAKE - MODEL	PAGE	MAKE - MODEL	PAGE
7 II (E32) 9/86-9/94.....	95	Grand Voyager II 1/96-4/08.....	103	Ax (ZA) 7/84-12/98.....	109
7 III (E38) 10/94-11/01.....	95	Le Baron, Cabrio 9/86-12/96.....	103	Berlingo I (MF) 7/96-5/08.....	112
7 IV (E65, E66) 11/01-12/08.....	95	LHS I 1/94-12/97.....	103	Berlingo II 6/08-.....	114
7 V (F01, F02) 10/08-.....	96	LHS II 1/99-12/01.....	103	Bx (XB) 10/82-12/94.....	114
8 (E31) 4/90-12/99.....	96	Neon I (PL) 5/94-8/99.....	104	C1 6/05-.....	115
X3 (E83) 1/04-.....	96	Neon II 8/99-.....	104	C2 9/03-.....	116
X5 (E53) 5/00-12/06.....	97	PT Cruiser 6/00-.....	104	C3 I 2/02-10/09.....	116
X5 (E70) 2/07-.....	98	Sebring I (FJ) Coupé 5/95-9/00.....	104	C3 I Pluriel 5/03-10/09.....	117
X6 (E71) 3/08-.....	98	Sebring II (JR), Cabrio 4/01-6/07.....	104	C3 Picasso 2/09-.....	117
Z1 6/88-6/91.....	98	Sebring III 7/07-.....	105	C4 Grand Picasso 10/06-.....	118
Z3 (E36) 10/95-1/03.....	98	Stratus (JA) 12/95-.....	105	C4 Picasso 11/06-.....	118
Z4 I (E85, 86) 2/03-2/09.....	99	Viper, Convertible 7/98-.....	105	C4, Coupe 11/04-.....	118
Z4 II (E89) 3/09-.....	99	Voyager I (ES) 8/84-9/95.....	105	C5 I, Break 3/01-9/04.....	120
Z8 (E36) 6/00-6/03.....	99	Voyager II (GS) 1/95-3/01.....	106	C5 II, Break 9/04-3/08.....	120
<b>BOVA BUS</b>		Voyager III (RG) 2/00-12/07.....	106	C5 III, Break 4/08-.....	121
Futura FHD 1/96-.....	99	Voyager IV 1/08-.....	107	C6 9/05-.....	121
Futura FLD 1/96-.....	100	<b>CHRYSLER (USA)</b>		C8 7/02-.....	121
Magiq HD 1/98-.....	100	GS Daytona Shelby 10/87-10/92.....	107	C-Crosser 8/07-.....	122
<b>BPW / AXLE</b>		Le Baron.....	107	CX I, Break 9/74-8/85.....	122
Knorr Brakes 1/98-.....	100	Le Baron GTS.....	107	CX II, Break 7/85-12/92.....	123
<b>CARBODIES</b>		Saratoga 9/89-12/95.....	107	Dyane 8/67-10/84.....	124
Fx Fairway 1/87-.....	100	Town & Country I 1/90-12/95.....	107	Evasion (22,U6) 6/94-7/02.....	124
Fx4 1/59-12/89.....	100	Town & Country II 10/00-8/07.....	107	GS, Break 9/70-7/86.....	125
Fx4s 1/86-12/89.....	100	Voyager.....	107	LN 9/76-7/79.....	125
<b>CASALINI</b>		<b>CHRYSLER (USA) DODGE</b>		LNA 11/76-10/86.....	125
Sulky 1/00-.....	100	Avenger.....	107	Mehari 5/68-10/87.....	126
Ydea 1/00-.....	100	Caliber 6/06-.....	107	Saxo (S0,S1) 5/96-.....	126
<b>CHATENET</b>		Caravan.....	108	Visa 9/78-3/91.....	127
Barooder 1/98-.....	100	Charger.....	108	Xantia I (X1) 3/93-1/98.....	128
Media 1/98-.....	100	Colt.....	108	Xantia I (X1) Break 3/93-1/98.....	129
Speedino 1/98-.....	100	Daytona.....	108	Xantia II (X2) 1/98-.....	130
<b>CHEVROLET</b>		Magnum.....	108	Xantia II (X2) Break 1/98-.....	130
Aveo I 5/05-4/08.....	100	Mini Rma Van.....	108	XM I (Y3) 5/89-6/94.....	131
Captiva 6/06-.....	100	Neon.....	108	XM I (Y3) Break 5/89-6/94.....	132
Epica 1/05-.....	101	Nitro 6/07-.....	108	XM II (Y4) 5/94-10/00.....	132
Evanda 3/05-.....	101	Spirit.....	108	XM II (Y4) Break 5/94-10/00.....	133
Joy 3/05-.....	101	Sprinter III 1/06-.....	108	Xsara (N1/0), Coupe 4/97-.....	133
Kalos 3/05-.....	101	Stealth 1/91-.....	108	Xsara (N2) Break 4/97-.....	136
Lacetti 3/05-.....	101	<b>CHRYSLER (USA) DODGE TRUCK</b>		Xsara Picasso (N68) 2/00-.....	138
Matiz 3/05-.....	102	Dakota.....	108	ZX (N2) 3/91-6/97.....	139
Nubira, SW 3/05-.....	102	Raider.....	108	ZX (N2) Break 3/91-6/97.....	141
Rezzo 3/05-.....	102	Ram 1500 - 2500.....	108	<b>CITROËN LCV</b>	
Spark 3/05-.....	102	<b>CHRYSLER (USA) JEEP</b>		Berlingo I Van 7/96-5/08.....	142
Tacuma 1/05-.....	102	Cherokee.....	108	Berlingo II Van 6/08-.....	143
Vivant 5/00-.....	102	Comanche.....	108	C15 (VD), Van 10/84-.....	143
<b>CHRYSLER</b>		Grand Cherokee.....	108	C2 Van 9/03-.....	144
300 C, Touring 9/04-.....	102	Renegade.....	108	C22 1/81-8/84.....	144
300 M (LR) 7/98-.....	103	Wagoneer - Grand Wagoneer.....	109	C25 (280, 290) 9/81-2/94.....	144
Cirrus 5/94-9/00.....	103	Wrangler.....	109	C3 Van 2/03-10/09.....	145
Concorde I 10/92-9/97.....	103	<b>CHRYSLER (USA) PLYMOUTH</b>		C35 11/73-1/94.....	145
Concorde II 10/97-9/03.....	103	Acclaim.....	109	C4 Van 1/04-.....	145
Crossfire, Roadster 7/03-.....	103	Laser 1/88-12/94.....	109	C8 Van 1/02-.....	145
Grand Voyager I 1/91-1/95.....	103	<b>CITROËN</b>		Dispatch 1/94-12/00.....	145
		2 CV 3/63-.....	109	Jumper I (230)/ Relay 3/94-4/02.....	146
		Acadiane 8/78-10/88.....	109	Jumper II (244)/ Relay 4/02-3/06.....	147
		Ami 1/63-12/77.....	109	Jumper III 4/06-.....	148
				Jumpy I (U6U) 10/95-12/06.....	149
				Jumpy II/Dispatch 1/07-.....	150
				Nemo 2/08-.....	150
				Saxo Van 1/96-.....	150
				Synergie 1/94-.....	150
				Xsara Picasso Van 2/00-.....	151
				<b>CRANE FRUEHAUF</b>	
				Knorr Brakes 1/98-.....	151
				Wabco Brakes 1/98-.....	151

MAKE - MODEL	PAGE	MAKE - MODEL	PAGE	MAKE - MODEL	PAGE
<b>DACIA</b>		Charade III (G100, G101, G102) 3/87-1/93 160		<b>ENASA</b>	
1210 1/85-12/94.....	151	Charade IV (G200, G202) 1/93-4/01 .....	160	Sava 9/77- .....	165
1300, SW 12/72-5/83.....	151	Charmant (A) 11/81-7/87 .....	161	<b>ERF TRUCK</b>	
1310, SW 5/83-.....	151	Copen 9/03-.....	161	ECL 4/02-.....	165
1410 9/88-.....	151	Cuore II / Mira II (L80, L81) 9/85-12/90 .....	161	ECM 4/02-.....	165
Duster 1/85-1/93.....	151	Cuore III / Mira III (L201) 10/90-12/94 .....	161	ECT 4/02- .....	165
Logan, MCV 9/04-.....	151	Cuore IV (L501) 1/95-11/96 .....	161	<b>FERRARI</b>	
Sandero 6/08-.....	152	Cuore V (L5) 11/96-10/98 .....	161	208/308 1/82-12/85.....	165
Solenza 2/03-.....	153	Cuore VI 10/98-5/03 .....	161	308 GTB, GTS 1/75-12/80.....	165
<b>DAEWOO</b>		Cuore VII 5/03-9/07 .....	161	328 GTS, GTB 9/85-9/89.....	165
Aranos 1/95-11/97 .....		Cuore VIII 10/07- .....	161	Dino 206, 246 1/70-10/73 .....	165
Cielo 2/95- .....		Domino .....	161	Dino 208 1/82-12/89 .....	165
Damas 1/91- .....		Feroza (F300) 10/88-.....	161	Dino GT4 308 1/74-12/80 .....	165
Espero (KLEJ) 10/91-9/99 .....		Fourtrack 1/84- .....	162	Mondial 10/82-7/87 .....	165
Evanda (KLAL) 8/02- .....		Gran Move (G3) 10/96-.....	162	Mondial Cabriolet 3/84-7/87.....	165
Kalos (KLAS) 9/02- .....		Materia 1/07-.....	162	<b>FIAT</b>	
Korando, Cabrio (KJ) 1/99-.....		Move (L6, L9) 10/96- .....	162	124 7/66-7/75.....	165
Lacetti (KLAN) 2/04- .....		Rocky (F7, F8) 4/84-.....	162	124 Coupe 6/67-2/76.....	166
Lanos (KLAT) 5/97- .....		Sirion (M1) 4/98-1/05.....	162	124 Spider 1/66-9/85 .....	166
Le Mans .....		Sirion (M3) 1/05-.....	163	125 7/67-3/74.....	166
Leganza (KLAV) 6/97-12/02 .....		Sportrak 1/89-.....	163	126 9/72-9/00.....	166
Matiz (KLYA) 9/98- .....		Terios I (J1) 10/97-11/05 .....	163	127 6/71-12/86.....	167
Musso (FJ) 1/99-.....		Terios II 11/05-.....	163	128 3/69-12/84.....	167
Nexia (KLETN) 2/95-8/97 .....		Trevis 6/06-.....	163	131 10/74-12/84.....	168
Nubira (KLAJ), SW 5/97- .....		Wildcat 2/84-.....	163	132 4/72-12/82.....	169
Rexton 4/02- .....		YRV (M2) 2/01-.....	163	147 / Spazio 10/76-12/95.....	170
Rezzo 1/00- .....		<b>DAIHATSU LCV</b>		500 1/57-1/76.....	170
Tacuma (KLAU) 9/00-.....		Hijet I 1/83-12/91 .....	164	500 II (150) 7/07- .....	170
Tico (KLY3) 2/95-.....		Hijet II 1/92-.....	164	600 3/55-2/72.....	170
<b>DAEWOO LCV</b>		Taft 9/76-2/85 .....	164	850 7/64-12/72.....	170
Damas 1/91- .....		Taft 9/94-.....	164	900 T/E 1/78-1/86 .....	171
Labo 1/91-.....		Taft 1/94- .....	164	Albea 1/03-12/05 .....	171
Lublin II Van, Pianale Piatto 4/97- .....		<b>DALLAS</b>		Argenta (132A) 6/78-7/86 .....	171
Matiz Van 1/98-.....		Fun 1/94- .....	164	Barchetta (183) 4/95-.....	171
Tacuma Van 1/00- .....		<b>DENNIS BUS</b>		Brava, Bravo (182) 10/95-10/01 .....	172
Truck Plus 1/98-.....		Javelin Mk III 1/95-.....	164	Bravo (198) 3/07-.....	173
<b>DAF</b>		Lance Sif 1/95-.....	164	Cinquecento (170) 7/91-1/98 .....	173
33 7/67-9/74.....		Trident II 1/01- .....	164	Coupe (FA/175) 11/93- .....	174
45 5/91-12/00.....		<b>DENNIS FIRE</b>		Croma (154) 12/85-12/96 .....	174
46, Kombi 9/74-8/75 .....		Rapier 1/92-.....	164	Croma (194) 5/05- .....	176
55 11/95-12/00.....		Sabre 1/95-.....	164	Doblò I (223) 3/01-4/05 .....	176
600 1/59-12/63.....		<b>DISCOS / AXLE</b>		Doblò II (119) 5/05-12/09.....	177
66 10/72-9/75.....		Haldex Brakes 1/00- .....	164	Duna (146 B), Weekend 1/87-12/91 .....	177
CF 65 1/01-.....		Knorr Brakes 1/99-.....	164	Grande Punto IV (199) 9/05- .....	178
CF 75 1/01-.....		<b>DR</b>		Idea (135) 1/04- .....	178
CF 85 1/01-.....		Dr5 12/07-.....	164	Linea 6/07-.....	179
Daffodil 1/62-12/65 .....		<b>EAGLE (USA)</b>		Marea (185) 9/96-.....	179
F 1000 12/86-12/92 .....		Medallion 1/88- .....	165	Marea (185) Weekend 9/96-.....	180
F 600 12/86-12/92 .....		Summit 1/88-12/95 .....	165	Multipla (186) 4/99-.....	181
F 800 12/86-8/91 .....		<b>DAIHATSU</b>		Palio Weekend (178DX) 4/96-.....	182
LF 45 1/01- .....		Applause I 6/89-7/97.....	159	Palio/Siena (178BX) 4/96- .....	183
LF 55 1/01- .....		Applause II 7/97-.....	160	Panda I (141A) 10/80-7/04 .....	183
Serie 400 Van.....		Charade I (G10) 10/77-2/83.....	160	Panda II (169) 9/03-.....	184
XF 105 10/05-.....		Charade II (G11, G30) 10/83-3/87 .....	160	Punto I (176,C), Cabrio 9/93-9/99.....	185
XF 95 9/02- .....		<b>DAIHATSU</b>		Punto II (188) 9/99-7/03.....	187
Applause I 6/89-7/97.....		Charade III (G100, G101, G102) 3/87-1/93 160		Punto III (188) 10/01-9/05.....	187
Applause II 7/97-.....		Charade IV (G200, G202) 1/93-4/01 .....		Regata (138) 9/83-12/90.....	188
Charade I (G10) 10/77-2/83.....		Charmant (A) 11/81-7/87 .....		Regata Weekend 1/84-12/90.....	189
Charade II (G11, G30) 10/83-3/87 .....		Copen 9/03-.....		Ritmo Bertone Cabrio 1/80-7/89 .....	189
		Cuore II / Mira II (L80, L81) 9/85-12/90 .....		Ritmo I (138A) 1/78-12/87 .....	189
		Cuore III / Mira III (L201) 10/90-12/94 .....		Ritmo II (138A) 10/82-12/88 .....	190
		Cuore IV (L501) 1/95-11/96 .....		Sedici (189) 1/06- .....	191
		Cuore V (L5) 11/96-10/98 .....		Seicento (187) 1/98- .....	191
		Cuore VI 10/98-5/03 .....			
		Cuore VII 5/03-9/07 .....			
		Cuore VIII 10/07- .....			
		Domino .....			
		Feroza (F300) 10/88-.....			
		Fourtrack 1/84- .....			
		Gran Move (G3) 10/96-.....			
		Materia 1/07-.....			
		Move (L6, L9) 10/96- .....			
		Rocky (F7, F8) 4/84-.....			
		Sirion (M1) 4/98-1/05.....			
		Sirion (M3) 1/05-.....			
		Sportrak 1/89-.....			
		Terios I (J1) 10/97-11/05 .....			
		Terios II 11/05-.....			
		Trevis 6/06-.....			
		Wildcat 2/84-.....			
		YRV (M2) 2/01-.....			



MAKE - MODEL	PAGE	MAKE - MODEL	PAGE	MAKE - MODEL	PAGE
Stilo (192), Multi Wagon 10/01- .....	191	Focus II 11/04-3/08.....	233	<b>FORD USA</b>	
Tempra (159) 3/90-8/96.....	192	Focus II Cabrio 10/06-3/08.....	233	Aspire 1/94-12/97.....	264
Tempra (159) SW 3/90-8/96.....	194	Focus II SW 11/04-3/08.....	234	Contour 1/97-12/98.....	264
Tipo (160) 7/87-8/96.....	195	Focus III CC 4/08-.....	234	Escort, SW.....	264
Ulysse I (220) 6/94-8/02.....	198	Focus III, SW 1/08-.....	235	Explorer (U2) 1/93-.....	264
Ulysse II (179AX) 8/02-.....	199	Fusion (JU) 8/02-.....	235	Probe I 8/88-7/93.....	264
Uno (146A/E) 1/83-.....	199	Galaxy I (VX, WGR, VY) 3/95-8/06.....	235	Probe II (ECP) 10/93-3/98.....	264
X 1/9 (128 AS) 5/73-12/89.....	202	Galaxy II 9/06-.....	236	Windstar (A3) 1/95-.....	264
<b>FIAT LCV</b>		Granada I (GGTL,FL), SW 1/72-8/77.....	236	<b>FORD USA MERCURY</b>	
238-Serie 9/66-6/82.....	202	Granada II (GU), SW 8/77-8/85.....	237	Cougar.....	264
242-Serie Van 10/75-7/82.....	202	Granada III (GAE, GGE) 4/85-9/94.....	238	Tracer.....	264
Bravo Van 4/07-.....	202	GT (937) 6/03-.....	238	<b>FSO POLSKY</b>	
Cinquecento Van 1/92-.....	202	Ka I (RB) 9/96-11/08.....	238	125P, SW 10/67-8/92.....	265
Doblò Cargo I-II (223) 3/01-.....	202	Ka II 12/08-.....	239	126P 7/72-9/00.....	265
Ducato I (280) 1/82-8/90.....	203	Kuga 6/08-.....	239	127P 10/69-10/76.....	265
Ducato II (290) 3/89-3/94.....	204	Maverick I 2/93-4/98.....	239	132P 1/74-9/78.....	265
Ducato III (230) 3/94-4/02.....	205	Maverick II 2/01-.....	239	Polonez I 10/77-12/91.....	265
Ducato IV (244, Z) 4/02-1/06.....	208	Mondeo I (GBP), SW 2/93-8/96.....	240	Polonez II 8/88-8/92.....	265
Ducato V (250,251) 2/06-.....	208	Mondeo II (BAP), SW 9/96-11/00.....	241	Polonez III 9/92-.....	265
Fiorino I (127) 10/77-12/87.....	209	Mondeo III (B5Y), SW 11/00-4/07.....	241	<b>GENERAL MOTORS (USA) BUICK</b>	
Fiorino II (147) 1/86-12/93.....	209	Mondeo IV, SW 5/07-.....	242	Park Avenue.....	266
Fiorino III (146) 1/93-12/06.....	210	Mystique 2/96-.....	243	Riviera.....	266
Fiorino IV (225) 1/07-.....	210	Orion I (AFD) 7/83-3/86.....	243	<b>GENERAL MOTORS (USA) CADILLAC</b>	
Grande Punto Van (299) 9/05-.....	210	Orion II (AFF) 12/85-7/90.....	243	BLS 1/06-.....	266
Idea Van 1/04-.....	210	Orion III (GAL) 7/90-12/93.....	245	CTS 3/02-.....	266
Marengo 1/83-.....	211	Puma (EC) 3/97-.....	246	Srx 7/04-.....	266
Multipla Van 4/99-.....	211	Ranger II 10/99-.....	246	STS 5/05-.....	266
Panda Van I (141A) 1/86-8/98.....	211	Scorpio I (GAE, GGE) 4/85-9/94.....	246	<b>GENERAL MOTORS (USA) CHEVROLET</b>	
Panda Van II (271) 9/03-.....	211	Scorpio II (GFR,GGR,GNR), SW 94-8/98... ..	248	Blazer 94 1/94-.....	266
Punto Van I (176L) 4/96-2/00.....	212	Sierra I, SW 8/82-12/86.....	249	Nova.....	266
Punto Van II (188AX) 2/00-.....	212	Sierra II, SW 1/87-2/93.....	250	Nova S.....	266
Punto Van II (188AX) 2/00-8/05.....	212	S-Max 7/06-.....	253	Trans Sport II 8/96-.....	266
Qubo IV (300) 1/08-.....	212	Street Ka 5/03-.....	253	<b>GENERAL MOTORS (USA) GEO</b>	
Scudo I (220L) 2/96-12/06.....	212	Taunus 26M XI 10/69-4/74.....	254	Metro.....	266
Scudo II (272) 1/07-.....	213	Taunus I (GBFK) 1/70-2/76.....	254	Prizm.....	266
Seicento Van 1/98-.....	214	Taunus II (GBTS,GBFS,CBTS) 5/75-7/79.....	254	Tracker.....	266
Stilo Van 1/03-.....	214	Taunus III 80 (GBS, GBNS) 7/79-7/82.....	254	<b>GENERAL MOTORS (USA) GMC TRUCK</b>	
Strada I (178E) 6/99-1/05.....	214	<b>FORD LCV</b>		Envoy 1/97-.....	267
Strada II (178EXG) 2/05-.....	214	Econovan (KAA,KBA,KCA), Van 3/86-3/92.....	254	<b>GENERAL MOTORS (USA) OLDSMOBILE</b>	
Talento (290) 3/89-3/94.....	215	Escort I Van 1/68-1/73.....	254	Bravada.....	267
Ulysse Van 8/02-.....	215	Escort II Van 1/73-1/81.....	255	<b>GENERAL MOTORS (USA) PONTIAC</b>	
Uno Van 1/83-10/95.....	215	Escort III Van (AVA) 3/81-2/86.....	255	Lemans.....	267
<b>FORD EUROPE</b>		Escort IV Van (AVF) 2/86-7/90.....	255	<b>GRANNING LYNX / AXLE</b>	
Anglia 1/59-1/67.....	215	Escort V Van (AVL) 7/90-12/94.....	255	Knorr Brakes 1/00-.....	267
Capri I (ECJ) 12/68-2/74.....	215	Escort VI Van (AVL) 1/95-.....	256		
Capri II (GECP) 2/74-12/77.....	216	Fiesta I Van 5/76-8/83.....	256		
Capri III (GECP) 1/78-4/87.....	216	Fiesta II Van 3/83-2/89.....	256		
C-Max II 2/07-.....	216	Fiesta III Van, Courier 3/89-7/95.....	256		
Consul (GGCL,FL,NL) 1/72-12/75.....	217	Fiesta IV Van, Courier 8/95-8/02.....	256		
Cortina 10/62-3/72.....	217	Fiesta V Van 11/01-4/08.....	257		
Cougar (EC) 8/98-12/01.....	217	P 100 II 10/87-.....	257		
Escort I (AFH,ATH) 1/68-2/76.....	217	Sierra I Van 8/82-12/86.....	257		
Escort II (ATH) 3/73-7/81.....	218	Sierra II Van 1/87-2/93.....	257		
Escort III (GAA) 9/80-7/86.....	218	Tourneo (EBS) 1/94-12/00.....	257		
Escort IV (GAF,AWF,ABFT) 10/85-10/90..	219	Tourneo Connect 9/02-.....	257		
Escort V (GAL) 7/90-12/92.....	221	Transit Connect 9/02-.....	258		
Escort VI (GAL) 9/92-1/95.....	222	Transit II 1/65-9/78.....	258		
Escort VII (GAL,AAL,ABL) 1/95-8/00.....	223	Transit III (V) 11/77-10/86.....	258		
Escort VIII (AAL,ABL) 10/98-7/00.....	224	Transit IV (T) 11/85-9/92.....	259		
Fiesta I 5/76-8/83.....	224	Transit V (E1) 1/91-9/94.....	259		
Fiesta II (FBD) 9/83-11/89.....	225	Transit VI (E2) 7/94-6/00.....	260		
Fiesta III (GFJ) 1/89-12/95.....	225	Transit VII (FA, FD, FM) 1/00-3/06.....	261		
Fiesta IV (JA, JB) 8/95-1/02.....	228	Transit VIII 7/06-.....	263		
Fiesta V (JH) 11/01-9/08.....	229	Transit VIII Tourneo 7/06-.....	263		
Fiesta VI 10/08-.....	230	<b>FORD TRUCK and TRACTOR</b>			
Focus C-Max 10/03-4/08.....	231	Cargo 1/81-12/96.....	263		
Focus I, SW 10/98-10/04.....	232				

MAKE - MODEL	PAGE	MAKE - MODEL	PAGE	MAKE - MODEL	PAGE
<b>HEULIEZ BUS</b>		<b>HUMMER</b>		Small 1/87-.....	293
GX 1/95-.....	267	H2 9/04-.....	279	<b>ISUZU</b>	
<b>HONDA</b>		H3 4/05-.....	279	Amigo 1/89-.....	293
<b>HONDA</b>		<b>HYUNDAI</b>		Aska 1/83-.....	294
Acclaim.....	267	Accent I (X-3)/Pony III 10/94-1/00.....	279	Axiom 1/02-12/04.....	294
Accord I (SJ, SY, SM, SV, SZ) 1/78-9/83.....	267	Accent II (LC)/Verna 1/00-6/06.....	279	Campo 4/77-12/91.....	294
Accord II (AC, AD) 9/83-10/85.....	267	Accent III (MC) 6/06-.....	280	D-Max/Wizard 5/02-.....	294
Accord III (CA4, CA5), Aerodeck 85-12/89.....	267	Atos (MX)/ Amica 2/98-.....	280	Euromidi.....	294
Accord IV (CB3, CB7) 1/90-12/93.....	268	Atos Prime (MX)/ Amica 8/99-.....	280	Fargo 1/81-12/94.....	294
Accord V (CC7) 3/93-2/98.....	269	Centennial / Equus 1/99-.....	281	Faster 1/81-12/87.....	294
Accord VI (CE, CF) 2/96-10/98.....	269	Coupe I (RD)/Tiburon 8/96-4/02.....	281	Gemini I (JT) 1/82-.....	295
Accord VII (CG) 2/98-1/03.....	269	Coupe II (GK) 3/02-.....	281	Gemini II 1/90-.....	295
Accord VIII, Tourer (CL, CN) 2/03-6/08.....	270	Elantra (XD) 6/00-.....	281	Holden Arl.....	295
Ballade 1/81-1/92.....	270	Excel I (X1) 1/86-1/90.....	282	Mark I 1/82-12/91.....	295
Capa 4/98-.....	270	Excel II (X2) 1/90-5/96.....	282	Midi Bus, Van 1/89-.....	295
City 1/82-1/90.....	270	Galloper II (JK-01) 8/98-.....	283	NKR 1/98-.....	295
Civic I 7/72-12/84.....	270	Getz (TB) 9/02-.....	283	NPR 1/98-.....	295
Civic I Shuttle (AN, AR) 10/83-10/87.....	271	i10 5/08-.....	284	NQR 9/98-.....	295
Civic II 10/83-10/87.....	271	i20 3/09-.....	284	Oasis 1/96-12/99.....	295
Civic II Shuttle (EE) 1/88-2/95.....	271	i30, SW 9/07-.....	284	Pick-Up (TFR-TFS).....	295
Civic III (EC, ED, EE) 9/87-9/91.....	271	ix55 9/08-.....	285	Rodeo 1/88-.....	295
Civic IV (EG) 10/91-11/95.....	272	Lantra I (J-1) 10/90-11/95.....	285	Trooper I (UBS) 1/83-12/91.....	295
Civic IV Coupe (EJ) 1/94-3/96.....	272	Lantra II (J-2), SW 11/95-9/00.....	285	Trooper I Soft Top (UBS) 1/83-12/91.....	296
Civic IV Coupé (MA, MB) 9/94-1/97.....	272	Matrix (FC) 6/01-.....	285	Trooper II (UB), Soft Top 8/91-7/98.....	296
Civic V (EJ9, EK1/3/4) 11/95-2/01.....	273	Pony I 6/74-9/89.....	286	Trooper III, Soft Top 4/00-.....	296
Civic V Aerodeck (MC) 4/98-2/01.....	273	Pony II (X-2) 10/89-1/95.....	286	Truck.....	296
Civic V Coupe (EJ6, EJ8) 3/96-3/00.....	274	S Coupe (SLC) 2/90-5/96.....	286	WFR 11 - 12 - 53 - 62.....	296
Civic V Fastback (MB) 1/97-2/01.....	274	Santa Fé I (SM) 2/01-2/06.....	287	<b>IVECO</b>	
Civic VI 2/01-9/05.....	274	Santa Fé II (CM) 3/06-.....	287	109 1/83-12/91.....	297
Civic VI Coupe (EM) 2/01-12/05.....	274	Santamo 5/99-.....	287	370 1/75-.....	297
Civic VI Hatchback (EU, EP) 2/01-12/05.....	274	Sonata I (Y-2) 9/88-10/93.....	287	490 1/84-.....	297
Civic VII H-Back (FD) 1/06-.....	274	Sonata II (Y-3) 5/93-6/98.....	288	60 1/79-12/91.....	297
Concerto (HW) 8/89-3/95.....	275	Sonata III (EF) 3/98-10/01.....	288	65 1/70-12/91.....	297
Cr-v I (RD1) 10/95-6/05.....	275	Sonata IV 10/01-12/04.....	288	70 1/70-12/92.....	297
Cr-v II (RD8) 7/02-12/06.....	275	Sonata V (NF) 1/05-.....	289	79 1/83-12/91.....	297
Cr-v III (RE) 1/07-.....	275	Starex (H1) 6/97-.....	289	95 1/83-12/91.....	297
Crx I (AF, AS) 10/83-10/87.....	276	Stellar 10/83-12/91.....	289	CityClass 1/92-.....	297
Crx II (ED, EE) 10/87-2/92.....	276	Terracan (HP) 12/01-.....	289	Daily - Grinta 1/79-12/90.....	297
Crx III (EH, EG) 3/92-12/98.....	276	Trajat (FO) 3/00-.....	289	Daily I 1/91-1/99.....	298
Element 7/02-.....	276	Tucson (JM) 8/04-.....	290	Daily II 2/99-4/06.....	300
FR-V (BE) 2/05-.....	276	XG 12/98-.....	290	Daily III 5/06-.....	301
HR-V (GH) 3/99-.....	277	<b>HYUNDAI LCV</b>		EuroCargo 1/91-.....	302
Insight (ZE) 8/00-.....	277	Grace Bus 7/93-10/04.....	291	EuroClass 1/92-.....	305
Integra (DA) 10/85-8/89.....	277	H-1 Van, Starex 10/97-.....	291	EuroMover 1/98-.....	305
Integra I (DC2) 11/97-10/01.....	277	H100 Bus (P) 7/93-3/00.....	291	EuroPolis 1/96-.....	305
Jazz I (AA) / Fit 10/83-10/86.....	277	H200 Bus (KMF) 10/97-.....	291	EuroRider 1/92-.....	305
Jazz III (GD)/ Fit 3/02-10/08.....	277	Highway Van 3/00-.....	292	EuroStar 1/93-12/02.....	305
Jazz IV (GE)/ Fit 11/08-.....	277	Porter 7/94-4/04.....	292	EuroTech MH 1/98-.....	306
Legend I (HS, KA) 1/86-12/90.....	277	<b>INFINITI</b>		EuroTech MP 1/92-.....	306
Legend II (KA7) 1/91-2/96.....	278	FX 1/03-.....	292	EuroTech MT 1/92-12/98.....	307
Legend III (KA9) 2/96-.....	278	M45 1/05-.....	292	EuroTrakker 1/93-12/04.....	307
Logo (GA3) 3/99-3/02.....	278	QX4 1/97-.....	292	Massif 7/08-.....	307
NSX (NA) Cabrio, Coupe 3/95-.....	278	<b>INNOCENTI</b>		MidiRider 1/00-.....	307
Odyssey I (RA1,5) 1/95-1/98.....	278	Elba (146) 4/86-.....	292	My Way 1/98-1/07.....	307
Odyssey II (RL, RA6,9) 1/99-12/04.....	278	Koral 1/90-12/92.....	292	Stralis 1/02-.....	308
Odyssey III (RB1,2) 7/02-12/08.....	278	Mille 1/94-.....	292	Trakker 1/04-.....	308
Passport 1/94-.....	278	Mini I 1/69-1/77.....	293	<b>JAGUAR</b>	
Prelude I Coupe (SN) 1/78-10/83.....	278	Mini II 1/77-10/85.....	293	S-Type (CCX) 1/99-.....	309
Prelude II (AB) 11/83-4/87.....	278	Mini III 10/85-10/91.....	293	XF 12/07-.....	309
Prelude III (BA) 4/86-1/92.....	278	Regent 1/74-12/75.....	293	XJ I 9/68-9/86.....	309
Prelude IV (BB) 2/92-9/96.....	278	<b>INNOCENTI</b>		XJ II (XJ 40,81) 10/86-11/94.....	309
Prelude V (BB) 10/96-.....	279	Elba (146) 4/86-.....	292	XJ III (X300) 11/94-6/97.....	309
Quintet (SU) 2/80-12/84.....	279	Koral 1/90-12/92.....	292	XJ IV (NAW,NBW) 7/97-5/03.....	309
S2000 (AP) 6/99-.....	279	Mille 1/94-.....	292	XJ V 5/03-.....	310
Shuttle (RA) 10/94-6/02.....	279	Mini I 1/69-1/77.....	293		
Stream (RN) 5/01-.....	279	Mini II 1/77-10/85.....	293		

MAKE - MODEL	PAGE	MAKE - MODEL	PAGE	MAKE - MODEL	PAGE
XJR 1/88-.....	310	<b>KIA LCV</b>		Defender II (110) 5/07-.....	336
XJS Coupe, Convertible 9/75-3/96.....	310	Besta Van 2/96-.....	320	Discovery I 9/89-6/94.....	336
XK 8 (QDV, QEV) 3/96-.....	310	Bongo 1/96-.....	320	Discovery II (LJ, LT) 6/94-9/04.....	337
X-Type (CF1) 6/01-.....	311	K2500 1/99-.....	320	Discovery III 10/04-.....	337
<b>JEEP</b>		K2700 10/99-.....	320	Freelander I (LN) 2/98-2/06.....	337
Cherokee I 10/80-9/86.....	311	Pregio (TB) 10/97-.....	320	Freelander II 2/06-.....	337
Cherokee II (XJ) 10/84-8/01.....	311	<b>LADA</b>		Range Rover I 7/70-7/94.....	338
Cherokee III (KJ) 9/01-6/08.....	311	110 1/95-.....	320	Range Rover II (LP) 7/94-3/02.....	338
Cherokee IV (KK) 7/08-.....	312	111 1/95-.....	320	Range Rover III (LM) 3/02-.....	339
CJ5 - CJ8 1/66-12/87.....	312	112 1/95-.....	320	Range Rover Sport 2/05-.....	339
CJ7 1/82-12/92.....	312	1200-1500 9/73-6/85.....	321	<b>LDV (Leyland-Daf-Van)</b>	
Comanche 10/86-9/96.....	312	1200-1600 1/70-1/87.....	321	Convoy.....	339
Commander 9/05-.....	312	Carlota.....	321	Maxus 2/05-7/07.....	339
Compass 9/06-.....	312	Kalina (1117, 1118, 1119) 10/04-.....	321	Serie 400 1/89-.....	339
Grand Cherokee I (Z) 9/91-4/99.....	312	Kalinda.....	321	Sherpa I 1/72-12/82.....	339
Grand Cherokee II (WJ, WG) 4/99-5/05.....	313	Nadeschda (2120) 12/97-.....	321	Sherpa II 1/83-3/89.....	339
Grand Cherokee III (WH) 6/05-6/08.....	313	Natasha (2120).....	321	<b>LECINENA / TRAILER</b>	
Grand Cherokee IV 7/08-.....	313	Niva I (2121) 12/76-.....	321	Knorr Brakes 1/98-.....	340
Liberty I (KJ) 9/01-12/07.....	313	Nova (2105, 2108, 2109) 5/81-.....	321	<b>LEXUS</b>	
Liberty II 1/08-.....	314	Riva.....	322	ES I (F1, F2) 12/89-1/01.....	340
Patriot 11/07-.....	314	Sagona.....	322	ES II (VZV_) 8/01-10/06.....	340
Wagoneer 1/85-1/89.....	314	Samara, Forma (2108, 2109) 1/88-.....	322	GS I (JZS147) 3/93-8/97.....	340
Wrangler I (YJ) 8/86-8/96.....	314	Signet.....	323	GS II (JZS160) 8/97-.....	340
Wrangler II (TJ) 8/96-4/07.....	314	Tavria.....	323	GS III 4/05-.....	340
Wrangler III 5/07-.....	314	Toscana.....	323	GX470 1/03-12/06.....	340
<b>KAROSA / BUS</b>		<b>LAMBORGHINI</b>		IS I (GXE10), Sportcross 4/99-.....	340
Knorr Brakes 1/97-.....	314	Countach 1/85-.....	323	IS II 10/05-.....	340
Meritor Brakes 1/95-.....	314	Jalpa 1/82-.....	323	LS I (UCF10) 12/89-12/94.....	341
<b>KASSBOHRER-SETRA / BUS</b>		<b>LANCIA</b>		LS II (UCF20) 12/94-.....	341
S 1/89-.....	315	A 111 1/67-1/74.....	323	LS III (FE) 10/00-.....	341
<b>KIA</b>		A 112 3/78-12/86.....	323	LX II 1/98-12/06.....	341
Carens I 11/00-7/02.....	315	Beta (828B) 8/73-7/82.....	323	LX III 1/08-.....	341
Carens II 7/02-8/06.....	315	Beta Coupe (828BC) 4/76-12/84.....	323	RX I (XU1) 8/97-5/03.....	341
Carens III 9/06-.....	315	Beta H.P.E. (828BF) 5/76-9/84.....	323	RX II 5/03-.....	341
Carnival I 8/99-10/01.....	315	Beta Monte Carlo (137AS, 137BS) 7/80-5/81... 324		SC I 1/92-7/01.....	341
Carnival II/ Sedona 10/01-5/06.....	315	Dedra (835) 4/89-7/99.....	324	SC II 8/01-.....	341
Carnival III/ Sedona 6/06-.....	315	Delta I (831AB0) 9/79-1/94.....	325	<b>LIAZ TRUCK</b>	
Ceed, SW 3/07-.....	316	Delta II (836) 6/93-8/99.....	326	400 1/98-.....	341
Cerato (CD) 4/04-.....	316	Delta III 7/08-.....	327	<b>LIGIER</b>	
Ceres 6/92-1/97.....	316	Kappa (838A,B), SW 8/94-10/01.....	327	Ambra 12/96-.....	341
Clarus (K9A), SW 7/96-.....	316	Lybra (839AX,BX), SW 7/99-.....	328	Be Up 8/02-.....	341
Joice 2/00-.....	316	Musa (184) 10/04-.....	328	Nova 8/02-.....	341
K2500 1/03-.....	317	Phedra (179) 9/02-.....	329	<b>LOTUS</b>	
Magentis (GD) 5/01-.....	317	Prisma (831AB0) 12/82-2/92.....	329	Eclat 10/75-8/86.....	342
Mentor 9/93-.....	317	Thema (834) 11/84-4/97.....	330	Elise 8/95-.....	342
Opirus 9/03-.....	317	Thesis (841AX) 7/02-.....	331	Esprit S2 10/75-8/88.....	342
Optima (GD) 5/01-.....	317	Trevi (828DB) 5/80-1/87.....	331	Esprit S3 5/80-8/86.....	342
Picanto I (BC) 4/04-4/08.....	317	Y (840A) 11/95-10/03.....	331	Esprit S4 5/89-.....	342
Picanto II 5/08-.....	317	Y10 (156) 3/85-12/95.....	332	Europa I 10/66-4/76.....	342
Pride (DA) 1/90-.....	317	Ypsilon (101) 10/03-.....	332	Exige 9/01-.....	342
Pro Ceed 2/08-.....	317	Zeta (220) 5/95-9/02.....	333	SuperSeven 1/58-12/68.....	342
Retona (CE) 6/99-.....	318	<b>LAND ROVER</b>		<b>MAN BUS-TRUCK</b>	
Rio I, SW (DC) 8/00-2/05.....	318	109 9/63-12/86.....	334	F 2000 1/94-.....	342
Rio II 3/05-.....	318	110 9/83-7/90.....	334		
Sephia, Timor (FA) 9/93-.....	318	88 9/63-12/86.....	334		
Shuma (FB) 3/96-.....	319	90 9/83-7/90.....	334		
Sorento I (JC) 8/02-12/09.....	319	Defender I (LD) 110 9/90-.....	335		
Spectra 1/00-12/05.....	319	Defender I (LD) 130 9/90-.....	335		
Sportage I (FM) 4/94-8/04.....	319	Defender I (LD) 90 9/90-4/07.....	335		
Sportage II (FQ) 9/04-.....	319				







MAKE - MODEL	PAGE	MAKE - MODEL	PAGE	MAKE - MODEL	PAGE
Unimog 1/73-12/00 .....	422	Space Runner II (N50) 8/99-.....	438	Maxima Qx (A32) 1/95-8/00.....	447
Vario 9/96-.....	422	Space Star (DG0) 6/98-.....	438	Maxima Qx (A33) 10/97-12/03.....	447
<b>MINI</b>		Space Wagon I (D0V/W) 1/83-4/91 .....	439	Maxima Qx (A34) 1/04-12/08.....	447
Mini I (R50, R53) 6/01-10/06 .....	423	Space Wagon II (N3W, N4W) 10/91-10/98 .....	439	Micra I (K10) 12/82-7/92 .....	447
Mini I Cabrio (R52) 7/04-2/07 .....	423	Space Wagon III (N5W) 10/98-.....	440	Micra II (K11) 8/92-2/03 .....	448
Mini II SW/Clubman (R55) 11/07-.....	424	Tredia (A21) 9/82-10/87.....	440	Micra III (K12) 1/03-.....	448
Mini II, Cabrio (R56, R57) 11/06-.....	424	<b>MITSUBISHI LCV</b>		Micra III Cabrio 8/05-.....	449
<b>MITSUBISHI</b>		Canter 10/97-.....	440	Murano I (Z50) 3/05-10/08.....	449
3000 GT (Z16A) 6/92-.....	424	L300 I (L03P/G, L02P) 5/78-2/87.....	440	Murano II (Z51) 11/08-.....	449
Airtrek 3/03-2/07 .....	424	L300 II (P0W, P1W, P2W)/ Delica 86-4/94..	440	Navara II (D40) 7/05-.....	449
Carisma (DA) 7/95-.....	424	L300 III 5/94-.....	441	Note (E11E) 3/06-.....	449
Celeste (A7) 10/75-6/81.....	426	L400 (PAOV) 6/96-.....	441	NX 1/91-12/93.....	449
Colt I (A15A)/ Champ 12/69-1/84 .....	426	<b>MORGAN</b>		Pathfinder I (WD21) 9/82-2/98.....	450
Colt II (C1A)/ Champ 2/84-4/88 .....	426	Plus Four 1/85-.....	441	Pathfinder II (R50) 9/97-2/05 .....	450
Colt III (C5A) 4/88-5/92.....	426	<b>NEOPLAN BUS</b>		Pathfinder III (R51) 3/05-.....	450
Colt IV (CAA) 4/92-4/96.....	427	Centroliner 1/98-.....	441	Patrol I (W/K160) SW / Safari 11/79-11/95 .....	450
Colt V (CJA) 11/95-6/04.....	427	Cityliner 1/92-.....	441	Patrol I (W/K260) / Safari 10/84-4/98.....	451
Colt VI (CZ) 6/04-2/09.....	427	Jetliner 1/92-.....	441	Patrol I (Y60) Gr / Safari 9/82-6/97 .....	451
Colt VII (Z30) 3/09-.....	427	Low-Floor 1/92-.....	441	Patrol II (Y61) Gr / Safari 6/97-.....	451
Cordia (A21A) 10/82-12/86.....	427	Skyliner 1/92-.....	441	Pixo 6/09-.....	451
Debonair II (S11) 1/86-12/92 .....	428	Spaceliner 1/92-.....	441	Prairie (M10, NM10) 7/83-9/88 .....	451
Diamante I 5/90-5/99 .....	428	Starliner 1/96-.....	441	Prairie Pro (M11) 10/88-7/94 .....	452
Eclipse I (D2A) 4/91-11/95.....	428	Transliner 1/92-.....	441	Primera I (P10) 6/90-6/96 .....	452
Eclipse II (D3) 12/95-4/99 .....	428	<b>NISSAN</b>		Primera I (W10) SW/ Avenir 7/90-3/98 .....	452
Eclipse III (D5) 5/99-3/05 .....	428	100 NX (B13) 3/90-10/94.....	441	Primera II (P11) 9/96-2/02 .....	452
Eclipse IV 4/05-.....	428	200 SX (S11) 1/77-12/84 .....	441	Primera II (WP11) SW 4/98-2/02.....	453
Expo 10/91-8/99 .....	428	200 SX (S12) 1/85-6/88 .....	442	Primera III (W/ P12), SW 3/02-.....	454
FTO 1/94-.....	428	200 SX (S13) 7/88-11/93 .....	442	Pulsar I/ Langley 8/78-12/83.....	454
Galant I (A12/V) 1/69-12/82.....	428	200 SX (S14) 10/93-.....	442	Pulsar II/ Langley 1/82-12/86.....	454
Galant II (A16/V), SW 9/80-5/84 .....	429	280 ZX,ZXT (HGS130) 10/78-2/84 .....	442	Pulsar III/ Langley 6/86-10/91.....	454
Galant III (E1A) 6/84-12/87 .....	429	300 ZX (Z31) 1/84-10/90 .....	442	Qashqai (J10) 2/07-.....	455
Galant IV (E3A) 11/87-10/92 .....	429	300 ZX (Z32) 5/90-9/95 .....	442	Sentra II (B11), SW 3/82-9/87 .....	455
Galant V (E5A, E7A, E8A) 11/92-8/96.....	430	350 Z (Z33) 10/03-.....	442	Sentra III (N13, B12) 6/86-10/91.....	455
Galant VI (EA), SW 9/96-9/03.....	430	Almera I (N15) 9/95-7/00 .....	442	Sentra IV (N14, B13) 10/90-6/95 .....	455
Gallant VII (ED, EF) 10/03-.....	431	Almera II (N16) 7/00-.....	443	Sentra V (B14) 7/95-12/00.....	456
Galloper 2/99-.....	431	Almera Tino (V10) 8/00-.....	444	Sentra VI (B15) 1/01-12/06.....	456
Grandis II (NA) 4/04-.....	431	Altima I (L30) 6/93-9/01 .....	444	Sentra VII (B16) 9/06-.....	456
L200 II (KT) 11/86-8/96.....	431	Altima II (L31) 1/02-.....	444	Serena (C23M) 11/92-.....	456
L200 III 6/96-5/06.....	431	Avia 1/80-.....	444	Silvia I (S110) 1/76-5/83 .....	456
L200 IV 5/06-.....	432	Axxess 1/89-1/91 .....	444	Silvia II (S12) 4/84-9/88 .....	456
Lancer (A7) 1/74-9/79.....	432	Bluebird (610) 7/74-11/79 .....	444	Skyline 1/72-1/93.....	456
Lancer I (A17) / Mirage 9/69-2/83.....	432	Bluebird (710) 7/74-1/77 .....	444	Stanza I 7/77-1/83 .....	456
Lancer II F (A17)/ Mirage 3/83-1/84.....	432	Bluebird (810) 1/76-1/83 .....	444	Stanza II (T11) 8/81-12/85.....	456
Lancer III (C1A, C6A)/ Mirage 11/83-6/92..	432	Bluebird (910) 1/80-5/84 .....	444	Stanza III (T12)/ Auster 1/86-12/90 .....	457
Lancer III (C1V, C3V) SW/ Mirage 1/84-6/92 .....	432	Bluebird (T72 , T12) 12/85-6/91.....	445	Sunny (140Y, 150Y) 1/70-2/82 .....	457
Lancer IV (C6A, C7A)/ Mirage 4/88-5/94... ..	433	Bluebird (U11/ WU11) 11/83-12/90 .....	445	Sunny I (B) 1/71-2/82.....	457
Lancer V (CB/DA)/ Mirage SW 6/92-11/95 .....	433	Cedric 1/68-1/87 .....	445	Sunny II (B11), SW 3/82-9/87 .....	457
Lancer V (CB/DA)/ Mirage 6/92-11/95.....	434	Cherry I (E10) 9/70-9/78 .....	445	Sunny III (N13, B12) 6/86-10/91 .....	457
Lancer VI (CK/PA)/ Mirage coupè 95-12/07 .....	434	Cherry I (F10-F11) 1/76-10/78.....	446	Sunny IV (N14) 10/90-6/95 .....	458
Lancer VII SportBack 1/08-.....	434	Cherry II (V/N10) 8/78-12/83 .....	446	Sunny IV (Y10) 10/90-6/95 .....	458
Outlander I (CU) 5/03-2/07 .....	434	Cherry III (N12) 5/82-12/86 .....	446	Terrano I (WD21) 10/87-2/96.....	459
Outlander II (CW) 11/06-.....	435	Cherry IV (N13) 12/86-12/90 .....	446	Terrano II (R20) 2/93-.....	459
Pajero I (L04G, L14G) 12/82-12/91 .....	435	Ebro 1/76-.....	446	Tiida (C11X)/ Versa 9/07-.....	459
Pajero II (V2W, V4W) 12/90-4/00 .....	435	Fairlady 1/70-12/80.....	446	Trade 1/86-.....	460
Pajero III (V60) 4/00-1/07 .....	436	L 35 / L 45 1/82-.....	446	Violet 1/73-1/81.....	460
Pajero IV (V80) 2/07-.....	436	Laurel (HLC230) 3/72-5/83 .....	446	X-Trail I (T30) 7/01-6/07 .....	460
Pajero Pinin (H6W, H7W) 10/99-.....	436	Laurel (JC31) 1/81-12/85.....	447	X-Trail II (T31) 7/07-.....	460
Pajero Sport (K90) 11/98-.....	437	Laurel (JC32) 1/85-12/89.....	447	<b>NISSAN LCV</b>	
Precis 1/83-1/94.....	437	Leopard (F30) 1/79-12/86.....	447	Atlas (E22, 23) 1/82-9/93.....	461
Santamo 5/99-.....	437	Leopard (Y32) 10/91-9/95.....	447	Atleon I 1/00-12/06 .....	461
Sapporo I (A12) 4/78-7/80 .....	437	Maxima 1/81-12/84 .....	447	Atleon II 11/06-.....	461
Sapporo II (A16A) 8/80-9/84 .....	437	Maxima (J30) 10/88-6/94.....	447	Cabstar II (10Q) 1/82-12/87.....	461
Sapporo III (E16A) 6/87-8/90.....	437			Cabstar II (15Q) 1/82-12/90.....	461
Sigma III (F16A) 12/90-7/96 .....	437			Cabstar III 1/82-12/98.....	461
Sigma IV (F38) 8/96-.....	437			Cabstar IV (E) 1/98-9/06.....	461
Space Gear (PA/B/DV/W) 5/95-.....	438			Cabstar V 10/06-.....	461
Space Runner I (N1W, N2W) 10/91-8/99..	438			Interstar (X70) 7/02-.....	462

MAKE - MODEL	PAGE	MAKE - MODEL	PAGE	MAKE - MODEL	PAGE
Pick-Up/King Cab (D21) 9/85-2/98	464	Sintra 11/96-4/99	504	504 Break 4/71-7/86	552
Pick-Up/King Cab (D22) 2/98-	464	Speedster / VX220 9/00-	504	504 Pick-Up 1/80-12/89	552
Primastar (X83) 3/01-	465	Tigra A 7/94-12/00	504	505 (551A) 8/79-12/93	553
Sunny III (Y10) Van 11/90-	465	Tigra B Twintop 6/04-	504	505 Break (551D) 6/81-12/93	554
Urvan I (E23) 7/81-11/88	466	Vectra A (86, 87) / Cavalier III 9/88-11/95	505	604 8/77-7/87	555
Urvan II (E24) 5/87-	466	Vectra B, SW / Vectra 10/95-4/02	506	605 (6B) 6/89-9/99	555
Vanette I (C12) 1/83-12/87	466	Vectra C, SW, Gts / Vectra II 4/02-	508	607 (9D) 2/00-	556
Vanette II (C22) 10/86-12/95	466	Viva, SW 1/63-10/79	510	806 (221) 6/94-8/02	557
Vanette III Cargo (HC23) 1/95-	466	Zafira A 4/99-10/05	510	807 (E) 6/02-	558
		Zafira B 10/05-	511		
<b>NSU</b>		<b>OPEL LCV / VAUXHALL LCV</b>		<b>PEUGEOT LCV</b>	
Prinz 8/61-3/74	467	Arena 3/98-8/01	512	106 Van 1/94-12/05	559
RO 80 10/67-7/77	467	Astra F Van (55) 10/91-1/99	512	106 Van 10/87-	559
		Astra G Van (F70) 1/99-2/04	513	205 Van 10/87-	559
<b>OPEL / VAUXHALL</b>		Astra H Van 3/04-11/09	513	206 Van 1/01-	559
Admiral B 3/69-1/78	467	Campo (TF) / Brava Pick-up 8/87-	514	207 Van 10/09-	560
Agila A 9/00-12/07	467	Combo I (71) 7/94-10/01	514	306 Van 5/93-	560
Agila B 1/08-	467	Combo II 10/01-	515	307 Van 1/01-	560
Antara (L07) 5/06-	468	Corsa A Van / Nova Van 2/86-1/94	515	308 Van 10/09-	560
Ascona A 10/70-8/75	468	Corsa B Van (73) / Corsa Van 8/99-9/00	516	Bipper 2/08-	561
Ascona B / Cavalier I 9/75-8/81	468	Corsa C Van (F08, W5L) 9/00-6/06	516	Boxer I (230) 3/94-4/02	561
Ascona C / Cavalier II 9/81-8/88	469	Corsa D Van 7/06-	517	Boxer II (244) 4/02-3/06	562
Astra D, SW 9/79-8/91	470	Kadett E Van / Astra E Van 8/84-7/94	517	Boxer III 4/06-	563
Astra F Classic, SW 1/98-3/04	471	Movano 7/98-	517	Expert I (222,223,224) 2/96-12/06	563
Astra F, SW 9/91-9/98	471	Vivaro 8/01-	519	Expert II Tepee (VF3V) 1/07-	564
Astra G, SW 9/98-3/04	474			J5 (280/290) 9/81-	564
Astra H Cabriolet 9/05-11/09	476	<b>OPTARE BUS</b>		J7 8/68-3/80	565
Astra H, SW, GTC 3/04-11/09	477	Bonito 1/00-	519	J9 3/80-6/87	565
Calibra A 6/90-7/97	479	City Pacer 1/86-	519	Partner/Ranch I (5F) 6/96-3/08	566
Chevanne 1/76-1/82	480	Nouvelle 1/97-	519	Partner/Ranch II 4/08-	567
Commodore A, Coupé 8/67-1/72	480	Solera 1/97-	519		
Commodore B, Coupé / Viceroy I 1/72-7/78	480	Soroco 1/97-	519	<b>PIAGGIO</b>	
Commodore C, SW / Viceroy II 8/78-12/82	480	Star Rider 1/87-	519	M500 1/04-	567
Corsa A / Nova 9/82-3/93	480			Porter, Van 2/93-	567
Corsa B / Corsa 3/93-9/00	482	<b>PEUGEOT</b>		<b>PORSCHE</b>	
Corsa C / Corsa II 9/00-6/06	483	1007 4/05-	519	356 1/50-12/65	567
Corsa D 7/06-	485	104 10/72-6/88	520	911 1/63-11/90	568
Diplomat A 10/64-3/69	485	106 I (1A, 1C) 9/91-4/96	520	911 (964) 12/88-5/94	568
Diplomat B 3/69-1/78	485	106 II (1) 5/96-	523	911 (993) 10/93-9/97	568
Firenza Coupe 1/71-10/75	486	107 6/05-	524	911 (996) 6/97-3/04	568
Frontera A / Frontera 3/92-10/98	486	204 10/65-10/77	524	911 (997) 7/04-	569
Frontera B / Frontera II 10/98-	486	205 I (741A/C/B) 2/83-10/87	524	924 11/75-8/89	569
GT 9/68-8/73	487	205 II (20A/C) 1/87-9/98	527	928 9/77-11/95	569
GT 12/06-	487	206 (2A/C), SW 9/98-3/06	530	944 6/81-7/91	569
Kadett A, SW 9/62-8/65	487	207, SW 4/06-	532	Boxster I (986) 9/96-11/07	569
Kadett B, SW / Chevette B 9/65-8/73	487	3008 7/09-	533	Boxster II (987) 12/07-	569
Kadett C, SW / Chevette C 8/73-7/79	487	304 10/69-10/80	533	Carrera GT 7/03-	570
Kadett D, SW / Astra D 8/79-8/84	488	305 I (581A) 11/77-9/82	533	Cayenne (955) 9/02-	570
Kadett E / Astra E, Belmont 9/84-8/91	489	305 II (581M/E), Break 10/82-7/90	534	Cayman 11/05-	570
Kadett E Cabrio 9/84-8/91	492	306 (7B, N3) 5/93-10/00	535		
Kadett E SW 9/84-8/91	493	306 (N5) Break 5/93-10/00	537	<b>PROTON</b>	
Manta A 9/70-8/75	495	307 I (3A/C), SW 8/00-6/05	539	Persona 300 3/96-	570
Manta B / Cavalier Coupé 9/75-8/88	495	307 II, SW 7/05-9/07	540	Persona 400 1/94-	570
Meriva 5/03-	496	308 Coupé, Cabrio 6/09-	540	Saga	571
Midi II 6/88-	497	308, SW 10/07-	541	Wira 8/00-	571
Monterey A 9/91-7/98	497	309 I (10C, 10A) 10/85-12/89	541		
Monterey B 7/98-8/99	497	309 II (3C, 3A) 7/89-12/93	543	<b>RELIANT</b>	
Monza A / Royal - Coupé 2/78-8/86	498	4007 8/07-	544	Fox 1/82-1/90	571
Olympia A 8/67-8/71	498	404 4/63-12/71	544	Kitten, SW 1/75-12/83	571
Omega A, SW / Carlton III 9/86-3/94	498	405 I (15B) 1/87-12/93	544	Scimitar Cabrio 1/80-12/85	571
Omega B, SW / Omega 3/94-7/03	500	405 I (15E) Break 1/87-12/92	546	Scimitar Roadster 1/85-12/90	571
Rekord A 2/63-12/65	501	405 II (4B) 8/92-10/96	547	Scimitar SW 1/68-12/86	571
Rekord B 8/65-2/67	501	405 II (4E) Break 8/92-10/96	548		
Rekord C, SW 8/66-12/71	501	406 (8B/E/F), Break, Coupé 11/95-5/04	549		
Rekord D, SW / Carlton I 1/72-8/77	501	407 I, SW 5/04-9/08	551		
Rekord E, SW / Carlton II 8/77-8/86	501	504 7/68-7/86	551		
Senator A / Royal I 2/78-8/87	502				
Senator B / Royal II 9/87-9/93	502				
Signum 5/03-	503				

MAKE - MODEL	PAGE	MAKE - MODEL	PAGE	MAKE - MODEL	PAGE
<b>RENAULT</b>		<b>RENAULT LCV</b>			
Alpine 10/84-12/92.....	571	Clio Van I 1/91-9/98.....	630	Acclaim 1/82-12/85.....	663
Alpine A310 1/71-8/83.....	571	Clio Van II (SB0) 9/98-5/05.....	631	Allegro (ADO 67) 5/73-.....	663
Avantime (DE0) 9/01-.....	571	Clio Van III 6/05-.....	631	Cityrover 1/04-.....	663
Clio I (B/C57, 5/357) 5/90-9/98.....	571	Extra 1/86-1/98.....	631	Coupe 3/96-11/99.....	663
Clio II (B/C/B0/1) 9/98-5/05.....	574	Kangoo I (FC0) Van 3/98-1/08.....	632	Dolomite 1/72-12/81.....	663
Clio III 6/05-.....	576	Kangoo II Van 2/08-.....	633	Elf Mk II-III 1/61-10/68.....	663
Clio III Grandtour 2/08-.....	577	Mascott 1/99-.....	633	Hornet Mk II-III 1/61-12/70.....	663
Espace I (J11) 7/84-12/90.....	578	Master I 8/80-7/98.....	634	Ital Van 1/82-3/84.....	663
Espace II (J/S63) 1/91-10/96.....	579	Master II 7/98-9/03.....	635	Ital, SW 7/80-3/84.....	663
Espace III (JE) 11/96-11/02.....	579	Master III 10/03-.....	635	Maestro I (XC) 3/83-1/91.....	664
Espace IV (JK0) 11/02-.....	580	Megane II Van 11/02-12/07.....	636	Maestro II 9/90-1/95.....	664
Fuego (136) 2/80-10/85.....	580	Modus Van 12/04-.....	636	Marina I 4/71-9/75.....	664
Grand Modus 6/08-.....	581	R11 Van 3/83-12/88.....	636	Marina II 3/75-10/78.....	664
Grand Scenic I 4/04-10/08.....	582	R12 Van 7/75-4/80.....	636	Marina III 9/78-10/80.....	664
Grand Scenic II 11/08-.....	582	R18 Van 5/79-7/86.....	636	Marina Van 1/72-12/79.....	664
Kangoo I (KC0) 3/98-12/07.....	582	R19 I Van 1/88-12/92.....	637	Metro MG 10/80-9/90.....	664
Kangoo II 1/08-.....	585	R19 II Van 3/92-12/95.....	637	Metro Van 10/80-9/90.....	665
Kangoo II Be Bop 2/09-.....	585	R21 Van 6/86-4/95.....	637	MG TF 3/02-.....	665
Koleos 7/08-.....	585	R4 Van 9/66-12/93.....	637	MG ZR, Express 6/01-.....	665
Laguna I (B56, 556) 11/93-3/01.....	585	R5 Van 1/72-12/85.....	638	MG ZS 7/01-.....	666
Laguna I (K56) SW 9/95-3/01.....	587	Rapid/Express (F40, G40) Van 7/85-8/98.....	638	MG ZT, ZT-T 6/01-.....	666
Laguna II (B74) 3/01-10/07.....	588	Super 5 (S40) Van 10/84-12/96.....	640	MGB GT 1/66-11/80.....	666
Laguna II (K74) SW 3/01-10/07.....	590	Trafic I (P6) 3/80-4/89.....	641	MGF (RD) 3/95-3/02.....	666
Laguna III, SW, Coupé 11/07-.....	591	Trafic I Bus 3/80-4/89.....	641	MGR V8 9/92-12/95.....	666
Megane I (BA) 1/96-11/02.....	592	Trafic I Van 3/80-4/89.....	642	Midget 1/64-12/79.....	666
Megane I (DA) Coach 3/96-11/02.....	593	Trafic II (PXX) 5/89-3/01.....	642	Mini Mk I 1/67-.....	666
Megane I (EA0) Cabrio 10/96-11/02.....	594	Trafic II Bus (TXW) 5/89-3/01.....	643	Mini Mk I Cooper 1/67-12/91.....	667
Megane I (JA0) Scenic 1/97-9/99.....	594	Trafic II Van (TXX) 5/89-3/01.....	644	Mini Mk I Van, Pick-Up 1/67-6/93.....	667
Megane I (KA) SW 3/99-11/02.....	595	Trafic III (EL, FL, JL) 3/01-.....	645	Minor, Cabrio, SW, Pick-up 1/55-10/71.....	667
Megane I (LA) Classic 9/96-11/02.....	596	Twingo (S06) Van 3/93-.....	645	Montego (XE), SW 4/84-10/95.....	667
Megane II (BM0, CM0), SW, Coupé 02-10/08.....	597			Sherpa 1/74-1/89.....	668
Megane III Coupé 11/08-.....	598	<b>RENAULT TRUCK</b>		Spitfire Mk V 1/72-12/75.....	668
Megane III, SW 11/08-.....	599	Agora Bus 1/95-.....	645	Spitfire Mk VI 1/75-12/80.....	668
Modus 12/04-.....	600	B 9/87-10/92.....	645	Sprite Mk II 1/62-12/70.....	668
R11 (B/C37) 3/83-12/90.....	601	Iliade 1/98-.....	646	Sprite Mk III 1/64-12/66.....	668
R12 (117) 10/69-8/80.....	603	Magnum 4/87-.....	646	Sprite Mk IV 1/66-12/74.....	668
R14 (121) 9/79-12/83.....	603	Major 10/80-10/96.....	648	Streetwise 8/03-.....	668
R15 3/72-10/80.....	603	Manager 10/80-6/97.....	649	Toledo 10/70-12/77.....	669
R16 (115) 9/65-8/80.....	603	Maxity 5/06-.....	650	TR 7 1/75-12/81.....	669
R17 3/72-10/80.....	604	Messenger 4/86-.....	650		
R18 (134) 4/78-7/86.....	604	Midliner 10/82-.....	650	<b>SAAB</b>	
R18 (135) Break 5/79-12/86.....	605	Midlum 4/98-.....	652	600 1/80-1/86.....	669
R19 I (B/C53) 1/88-12/92.....	606	Premium I 10/92-.....	653	90 8/84-8/87.....	669
R19 I (D53) Cabrio 9/88-4/92.....	607	Premium II 10/01-.....	655	900 I, SW Coupé 9/78-6/94.....	669
R19 I (L53) Chamade 1/88-12/92.....	607	R312 Bus 1/88-12/98.....	655	900 II, Coupe, Cabrio 7/93-2/98.....	670
R19 II (B/C53) 1/92-6/96.....	608			9000 9/84-12/98.....	671
R19 II (D53) Cabrio 4/92-6/96.....	611	<b>ROR / AXLE</b>		9-2x 1/05-12/06.....	672
R19 II (L53) Chamade 1/92-12/95.....	611	Meritor 1/00-.....	655	9-3 I (YS3D), Cabrio 2/98-9/02.....	672
R20 (127) 10/75-12/83.....	613			9-3 II (YS3F), SW, Cabrio 9/02-.....	672
R21 (B48) 3/86-6/94.....	614	<b>ROVER</b>		9-5 (YS3E), SW 9/97-.....	673
R21 (K48) Nevada 3/86-9/95.....	615	100 (METRO) (Xp) 3/90-12/98.....	656	96 10/65-8/80.....	675
R21 (L48) 3/86-6/94.....	617	1000-Series Mk II 1/67-12/78.....	656	99 4/72-12/84.....	675
R25 (B29) 4/84-12/93.....	619	200 I (XH) 3/85-9/89.....	656	99 SW Coupé 8/68-12/84.....	675
R30 (127) 2/75-3/86.....	620	200 II (XW), Coupé 10/89-11/99.....	656	Monte Carlo 1/66-12/67.....	675
R4 (112) 10/62-6/93.....	620	200 III (RF) 11/95-3/00.....	658		
R5 7/71-12/85.....	621	2000-3500 (SD1) 6/76-10/86.....	658	<b>SAE DUPILLIER / AXLE</b>	
R6 10/69-4/87.....	622	2200-3500 (P6) 9/63-5/76.....	658	Knorr Brakes 1/98-.....	675
R9 (L42) 9/81-12/89.....	622	25 (RF) 10/99-.....	658		
Safrane I (B54) 4/92-7/96.....	623	400 I (XW) 4/90-4/95.....	659	<b>SAF SAUER / AXLE</b>	
Safrane II (B54) 7/96-12/00.....	624	400 II (RT) 5/95-3/00.....	660	Haldex Brakes 1/00-.....	676
Scenic I (JA) 9/99-6/03.....	625	45 (RT) 2/00-.....	661	Knorr Brakes 1/98-.....	676
Scenic II (JM) 6/03-5/09.....	625	600 (RH) 8/93-2/99.....	661		
Scénic III (JZ) 2/09-.....	626	75 (RJ), SW 2/99-.....	662	<b>SANTANA</b>	
Sport Spider (EF0) 3/95-10/99.....	627	800 10/86-2/99.....	662	300/350 9/98-.....	676
Super 5 (B/C40) 10/84-12/96.....	627	A40 1/61-12/67.....	663	PS10/Anibal 3/03-.....	676
Thalia 8/00-.....	629				
Twingo I (C06) 3/93-6/07.....	629				
Twingo II (CN0) 7/07-.....	630				
Vel Satis (BJ0) 6/02-.....	630				












MAKE - MODEL	PAGE	MAKE - MODEL	PAGE	MAKE - MODEL	PAGE
<b>SAO</b>		110 12/69-3/82.....	<b>702</b>	Justy I (KAD)/ Trendy 11/84-12/94 .....	<b>720</b>
		120 (742,744) 8/76-12/90 .....	<b>702</b>	Justy II (JMA, MS) 10/95-8/03 .....	<b>720</b>
Penza 1/91-12/94 .....	<b>676</b>	Fabia I (6Y2, 3, 5), SW 12/99-5/07 .....	<b>702</b>	Justy III (G3X) 9/03-10/08.....	<b>720</b>
<b>SCANIA</b>		Fabia II (5J2) 5/07- .....	<b>704</b>	Justy IV 11/08-.....	<b>721</b>
		Favorit (781) 5/89-9/94 .....	<b>705</b>	Legacy I (BC, BJB), SW 1/89-7/94 .....	<b>721</b>
		Favorit Forman (785) 8/91-6/95.....	<b>706</b>	Legacy II (BD, BG), SW 9/94-3/99.....	<b>721</b>
		Favorit Pick-Up (787) 12/92-6/97.....	<b>706</b>	Legacy III (BE, BH), SW 10/98-9/03.....	<b>722</b>
114 C 5/96-.....	<b>676</b>	Felicia I (6U1, 6U5), SW 10/94-3/98.....	<b>706</b>	Legacy IV (BL, BP), SW 9/03-12/07 .....	<b>722</b>
114 G 5/96-.....	<b>676</b>	Felicia I (797) Pick-Up 1/95-2/98 .....	<b>707</b>	Legacy V, SW 1/08-.....	<b>722</b>
114 L 5/96-.....	<b>676</b>	Felicia II (6U1, 6U5), SW 3/98-6/01.....	<b>707</b>	Leone I (AB), SW 3/79-10/84.....	<b>722</b>
124 C 9/96-.....	<b>676</b>	Octavia II (1U2, 1U5), SW 9/96-6/04 .....	<b>708</b>	Leone II, SW 11/84-2/92.....	<b>722</b>
124 G 5/96-.....	<b>676</b>	Octavia III (1Z3, 1Z5), SW 6/04-12/08.....	<b>709</b>	Libero (E10, E12)/ Domingo 1/83-2/00 .....	<b>723</b>
124 L 9/96-.....	<b>676</b>	Octavia IV 1/09-.....	<b>711</b>	Mini Jumbo 1/82- .....	<b>723</b>
144 C 9/96-.....	<b>676</b>	Rapid (120G, 130G, 135G) 2/83-10/91 .....	<b>711</b>	Outback I (BE, BH) 10/00-10/03.....	<b>723</b>
144 G 9/96-.....	<b>676</b>	Roomster (5J7) 9/06-.....	<b>711</b>	Outback II (BP) 11/03- .....	<b>723</b>
144 L 9/96-.....	<b>676</b>	Superb I (3U4) 2/02-8/08 .....	<b>711</b>	Rex II 8/81-6/89 .....	<b>723</b>
164 C 5/00-.....	<b>676</b>	Superb II (3T) 9/08- .....	<b>712</b>	SVX (CX) 9/92-12/97 .....	<b>723</b>
164 G 5/00-.....	<b>676</b>	<b>SKODA LCV</b>		Tribeca (B9) 1/05-.....	<b>723</b>
164 L 5/00-.....	<b>676</b>			Vivio 3/92-10/95.....	<b>723</b>
94 C 12/96-.....	<b>676</b>			<b>SUZUKI</b>	
94 D 12/96-.....	<b>677</b>	Fabia Praktik 4/02-.....	<b>713</b>		
94 G 8/96-.....	<b>677</b>	Praktik 3/07-.....	<b>714</b>	Alto I (SS80) 6/82-12/85 .....	<b>723</b>
94 L 4/97-.....	<b>677</b>	Roomster Van 10/09-.....	<b>714</b>	Alto II (EC) 1/86-11/93.....	<b>723</b>
P II 9/04-.....	<b>677</b>	<b>SMART (MCC)</b>		Alto III (EF) 9/94-6/02 .....	<b>723</b>
R II 3/04-.....	<b>677</b>			Alto IV (FF) 6/02-12/08.....	<b>723</b>
<b>SEAT</b>				Baleno (EG), SW 7/95-.....	<b>724</b>
				Cappuccino 2/92-8/95 .....	<b>724</b>
124 1/68-10/80.....	<b>677</b>	Cabrio 3/00-1/04 .....	<b>714</b>	Cervo - Fronte 1/79- .....	<b>724</b>
127 (127A) 4/72-12/82.....	<b>677</b>	City-Coupe (MC01) 7/98-1/04.....	<b>714</b>	Cultus - Forsa II 7/88- .....	<b>724</b>
128 1/76-12/80.....	<b>677</b>	Crossblade 6/02- .....	<b>715</b>	Escudo 1/91-.....	<b>724</b>
131 10/74-12/86.....	<b>677</b>	Forfour 4/04-.....	<b>715</b>	Forenza, SW 1/04-12/06.....	<b>724</b>
132 5/73-12/82.....	<b>678</b>	Fortwo I 1/04-2/07.....	<b>716</b>	Grand Vitara I (FT, GT) 3/98-9/05 .....	<b>724</b>
133 5/74-11/79.....	<b>678</b>	Fortwo II, Cabrio, Coupè 3/07- .....	<b>716</b>	Grand Vitara II 10/05-.....	<b>725</b>
600 3/55-4/70.....	<b>678</b>	Roadster, Coupè 4/03- .....	<b>716</b>	Ignis I (FH) 10/00-9/03.....	<b>725</b>
850 1/66-7/75.....	<b>678</b>	<b>SMB / AXLE</b>		Ignis II (MH) 9/03-.....	<b>725</b>
Alhambra (7V8, 7V9) 4/96-.....	<b>678</b>			Jimny (FJ) 9/98-.....	<b>725</b>
Altea (5P1) / Altea XL 3/04- .....	<b>679</b>	Haldex Brakes 1/00- .....	<b>716</b>	Liana (ER), SW 7/01-.....	<b>725</b>
Arosa (6H) 5/97- .....	<b>680</b>	Knorr Brakes 1/00-.....	<b>716</b>	LJ 80 1/80-1/84.....	<b>725</b>
Cordoba I (6K2/C2/6K5), Vario 2/93-6/99..	<b>681</b>	<b>SOR /BUS</b>		Samurai (SJ) 11/88-.....	<b>725</b>
Cordoba II (6K2/6K5), Vario 6/99-10/02 .....	<b>683</b>			Sidekick 7/88-1/98 .....	<b>726</b>
Cordoba III (6L2) 10/02- .....	<b>684</b>			SJ 410 9/81-12/90 .....	<b>726</b>
Exeo, ST (3R) 4/09-.....	<b>685</b>			SJ 413 9/84-8/90 .....	<b>726</b>
Fura (025A) 1/82-12/86 .....	<b>686</b>			Splash 4/08-.....	<b>726</b>
Ibiza I (021A) 6/84-12/93 .....	<b>686</b>	<b>SSANGYONG</b>		Swift I (AA) 10/83-12/89.....	<b>726</b>
Ibiza II (6K1) 3/93-8/99 .....	<b>687</b>			Swift II (AH, AJ, EA, MA) 3/89-12/03.....	<b>727</b>
Ibiza III (6K1) 8/99-2/02 .....	<b>689</b>			Swift III (SG) 9/05-.....	<b>727</b>
Ibiza IV (6L1) 2/02-6/08 .....	<b>690</b>	Actyon 1/07-.....	<b>716</b>	Sx4 6/06-.....	<b>728</b>
Ibiza V (6J5,1), Sportcoupé 7/08-.....	<b>692</b>	Chairman (HT) 1/00-.....	<b>717</b>	Vitara (ET, TA) 7/88-3/99.....	<b>728</b>
Leon I (1M1) 11/99-9/05 .....	<b>693</b>	Korando I (K4) 12/88-12/96 .....	<b>717</b>	Wagon R+ I (EM) 2/93-5/00.....	<b>729</b>
Leon II (1P1) 9/05-.....	<b>694</b>	Korando II (KJ) 12/96- .....	<b>717</b>	Wagon R+ II (MM) 5/00- .....	<b>729</b>
Malaga (023A) 11/84-12/93 .....	<b>696</b>	Kyron 5/05-.....	<b>717</b>	X-90 (EL) 9/95- .....	<b>729</b>
Marbella (28) 8/86-10/98 .....	<b>696</b>	Musso (FJ) 10/95-.....	<b>717</b>	XL-7 I 1/02-12/06.....	<b>729</b>
Panda (141A) 10/80-8/98 .....	<b>696</b>	Rexton 4/02-.....	<b>718</b>	<b>SUZUKI LCV</b>	
Ritmo (138) 7/78-9/83.....	<b>697</b>	Rodius 5/05-.....	<b>718</b>		
Ronda (022A) 6/82-11/88 .....	<b>697</b>	<b>SSANGYONG LCV</b>			
Terra (24) 2/87-12/96.....	<b>697</b>			Carry I (ST90V) Van 11/80-10/85.....	<b>729</b>
Toledo I (1L) 5/91-3/99 .....	<b>697</b>			Carry II (FD) Van 3/99- .....	<b>729</b>
Toledo II (1M2) 4/99-9/04 .....	<b>698</b>			Super Carry II (ED) Bus 10/85-3/99.....	<b>729</b>
Toledo III (5P2) 10/04-.....	<b>699</b>	Istana 1/96-.....	<b>718</b>	<b>TALBOT</b>	
<b>SEAT LCV</b>		<b>SUBARU</b>			
				1307-1510 7/75-4/84 .....	<b>730</b>
Inca (6K9) 11/95-.....	<b>700</b>	1800 XT Coupe (XT) 11/84-12/90 .....	<b>718</b>	160 1/73-3/79.....	<b>731</b>
Marbella (028A) Van 1/87-12/93.....	<b>702</b>	Forester I (SF) 8/97-9/02 .....	<b>718</b>	Alpine 1/75-.....	<b>731</b>
Terra (024A) Van 1/87-12/95.....	<b>702</b>	Forester II (SG) 9/02-5/08.....	<b>718</b>	Californian 1/66-12/70 .....	<b>731</b>
<b>SKODA</b>		Forester III (SH) 6/08-.....	<b>719</b>	Chamois 1/64-12/70 .....	<b>731</b>
		Impreza I (GC, GF), SW 8/92-12/00.....	<b>719</b>	Express 1/82-1/94.....	<b>731</b>
105 (742,744) 8/76-12/90 .....	<b>702</b>	Impreza II (GD, GG), SW 12/00-12/07 .....	<b>719</b>	Horizon 2/78-6/86 .....	<b>731</b>
		Impreza III (GH) 1/08-.....	<b>720</b>	Husky 1/66-12/70.....	<b>731</b>













MAKE - MODEL	PAGE	MAKE - MODEL	PAGE	MAKE - MODEL	PAGE
Imp 1/66-1/76.....	732	Land Cruiser IV 80 (J8) 1/90-12/97 .....	750	Golf III (1H5) Variant 10/91-4/99.....	771
Matra Bagheera (X) 1/74-9/80 .....	732	Land Cruiser V 90 (J9) 4/96- .....	750	Golf IV (1J1, 5), Variant 8/97-9/03 .....	773
Murena 9/80-1/85 .....	732	Land Cruiser VI 100 (J10) 1/98-12/07 .....	750	Golf V (1K1), Variant 10/03-12/08 .....	776
Rancho 1/77-7/84 .....	732	Land Cruiser VII (J12) 9/02- .....	750	Golf V Plus (1KP) 1/05-12/08 .....	779
Samba (51A) 1/81-10/86 .....	732	Land Cruiser VIII (J20) 1/08- .....	750	Golf VI (5K1) 10/08- .....	780
Simca 10/61-12/80.....	732	Matrix 9/01-2/04.....	751	Golf VI Plus (5M1) 1/09- .....	781
Simca Sunbeam 7/77-3/83.....	733	MR 2 I (W1) 11/84-6/90 .....	751	Ittis (183) 3/79-12/88.....	782
Solara 2/80-7/86 .....	733	MR 2 II (W2) 12/89-5/00 .....	751	Jetta I (17) 8/79-12/83 .....	782
Stiletto 1/66-12/76.....	734	MR 2 III (W3) 4/00- .....	751	Jetta II (19E, 1G2) 1/84-12/91 .....	782
Tagora 6/80-12/87 .....	734	Paseo I 4/91-8/95 .....	751	Jetta III (1KM) 8/05- .....	783
<b>TATA</b>		Paseo II (EL54) 8/95-7/99.....	751	K 70 (48) 8/70-10/74.....	785
Indica 1/98- .....	734	Picnic I (XM10) 5/96-4/01 .....	751	Kafer 4/49-7/03.....	785
Indigo, SW 1/03- .....	734	Previa I (TCR1, 2) 5/90-8/00.....	751	Karmann Ghia (14, 34) 1/60-7/74.....	786
Safari 1/99- .....	734	Previa II (ACR3) 8/00- .....	751	Lupo (6X1, 6E1) 9/98- .....	786
Sumo 1/95- .....	734	Prius I (NHW11) 5/00-1/04 .....	751	New Beetle (9C1, 1C1) 1/98- .....	787
Telcoline 1/95- .....	734	Prius II (NHW20) 1/04-12/08 .....	751	Passat I (32, 33), Variant 5/73-7/80.....	788
Xenon 1/08- .....	734	Rav 4 I (XA1) 6/94-6/00.....	752	Passat II (32B), Variant 8/80-3/88 .....	789
<b>TOYOTA</b>		Rav 4 II (XA2) 6/00-2/06.....	752	Passat III (3A2, 3A5, 35I), Variant 2/88-5/97 .....	791
4 Runner I (N6) 1/84-1/88.....	734	Rav 4 III (XA3) 3/06- .....	752	Passat IV (3B2, 3B5), Variant 8/96-11/00..	793
4 Runner II (N13) 8/87-3/96.....	734	Sequoia 5/00- .....	752	Passat V (3B3, 3B6), Variant 11/00-3/05..	794
4 Runner III (N18) 11/95- .....	735	Space Cruiser 1/83-12/88.....	752	Passat VI (3C2, 3C5), Variant 3/05- .....	797
Auris 4/07- .....	735	Starlet II (P6) 2/78-9/84 .....	752	Passat VII Coupé 6/08- .....	799
Avalon 10/96- .....	735	Starlet III (P7) 10/84-12/89 .....	752	Phaeton (3D2) 4/02- .....	799
Avensis I (T22), SW 9/97-3/03.....	735	Starlet IV (P8) 12/89-3/96 .....	753	Polo I (86) 3/75-9/81 .....	800
Avensis II (T25), SW 4/03-1/09.....	736	Starlet V (P9) 4/96-3/99 .....	753	Polo II (86C, 80), Classic, Coupé 81-9/94 ..	800
Avensis Verso (M20) 8/01- .....	737	Supra III (JZA80) 5/93-8/98 .....	753	Polo III (6N1) 10/94-10/99 .....	801
Aygo (KGB,WNB) 10/05- .....	737	Tacoma 1/95- .....	753	Polo III-IV (6KV2) Classic 11/95-9/01 .....	802
Camry (V1)/ Vista/ Scepter 2/83-8/96.....	737	Tercel I (L1, L2) 3/79-4/86 .....	753	Polo IV (6KV5) Variant 5/97-9/01 .....	803
Camry (V2), SW 10/86-5/91 .....	737	Tercel II (L3) 5/86-6/90 .....	753	Polo IV (6N2) 10/99-9/01 .....	805
Camry (V20) 8/96-11/01 .....	738	Tercel III (L4) 9/90-12/94 .....	753	Polo V (9N) 10/01-6/09.....	806
Camry (V30) 11/01- .....	738	Trueno 8/74-12/80 .....	753	Polo VI (6R) 7/09- .....	808
Carina I (TA1) 5/73-3/78 .....	738	Tundra 1/02- .....	753	Quantum I 1/85-7/90.....	808
Carina I (TA4, TA6), SW 8/77-2/87.....	738	Yaris I (CP10)/ Vitz 4/99-12/05.....	754	Rabbit 1/74-1/76 .....	808
Carina II (T15) 10/83-11/87 .....	738	Yaris I (NC/LP2) Verso 11/99-12/05.....	755	Santana I (32, 33), Variant 5/73-7/80 .....	808
Carina II (T17), SW 12/87-6/93.....	739	Yaris II (SP9) 1/06- .....	755	Santana II (32B) 8/81-12/84 .....	809
Carina III E (T19), SW 4/92-9/97 .....	739	<b>TOYOTA LCV</b>		Santana III 8/84-12/94 .....	809
Carina III E (T19), SW 4/92-9/97 .....	739	Hiace I (H) 2/77-12/84 .....	756	Scirocco I (53) 2/74-7/80 .....	809
Celica I (TA2) 5/73-3/78.....	740	Hiace II (H5) 3/83-11/89 .....	756	Scirocco II (53B) 8/80-7/92 .....	810
Celica II (TA60, RA40, RA6) 8/77-10/86....	740	Hiace III (H10) 8/89-8/95 .....	756	Scirocco III (137) 10/08- .....	811
Celica III (T16) 8/85-8/90 .....	740	Hiace IV (H1, H2) 8/95- .....	757	Sharan (7M8, 7M9) 9/95- .....	811
Celica IV (T18) 10/89-1/94.....	741	Hilux I (N) 1/72-1/89.....	757	Tiguan 11/07- .....	812
Celica V (T20) 11/93-11/99.....	741	Hilux I (N) Pick-Up 1/84- .....	757	Touareg (7LA) 10/02- .....	813
Celica VI (ZZT23) 11/99- .....	741	Hilux II 1/05- .....	758	Touran (1T1) 2/03- .....	815
Corolla I (KE, TE) 11/66-12/80 .....	741	Liteace I 10/79-1/95 .....	758	Vento (1H2) 11/91-9/98 .....	816
Corolla II (E7) 9/79-9/83 .....	742	Modell F (R2, 31) Bus 11/82-1/90.....	758	<b>VOLKSWAGEN LCV</b>	
Corolla III (E8) 5/83-5/88 .....	742	Pick-Up 1/75- .....	758	Caddy I (14) 8/82-7/92.....	818
Corolla IV (E9) 8/87-6/93.....	743	Pubblica 1/69-12/83.....	759	Caddy II (9K9) 11/95-1/04 .....	818
Corolla V (E10) 7/92-4/97 .....	743	Townace 1/70-12/90 .....	759	Caddy II (9U7) Pick-Up 11/95-2/04.....	820
Corolla VI (E11) 4/97-1/02 .....	744	<b>VAU</b>		Caddy III (2KA, KB) 3/04- .....	821
Corolla VII (E12J) Verso 1/02-5/04.....	745	Mega 1/998- .....	759	Crafter (2E) 4/06- .....	823
Corolla VIII Verso (R1) 4/04- .....	746	<b>VOLKSWAGEN</b>		Fox Van II 4/05- .....	823
Corona 1/61-12/75.....	747	1500,1600 (31, 36), Variant 4/61-7/73.....	759	LT I 28-35 (281-363) 4/75-6/96.....	823
Corona I (RX, RT) 12/75-1/81.....	747	181 9/69-2/79.....	759	LT I 40-55 (291-293-512-909) 4/75-6/96 ..	824
Corona II 1/82-12/92 .....	747	Bora (1J2, 1J6), Variant 10/98- .....	759	LT II 28-46 (2DX0AE, FE, 2DM) 5/96- .....	825
Cressida II (RX3), SW 7/77-7/81 .....	747	Corrado (53I) 9/88-12/95 .....	761	Multivan V (7HM) 4/03- .....	826
Cressida III (X6), SW 9/80-3/85 .....	747	Dasher 1/73-1/81 .....	761	Polo Van I (86CF) 1/81-9/94 .....	827
Cressida IV (X7), SW 3/85-1/88 .....	747	Derby I (86) 2/77-12/81.....	761	Polo Van II (6NF) 10/94- .....	828
Cressida V (X8), SW 1/88-1/93 .....	747	Derby II (86C, 80) 8/81-12/88 .....	761	Taro 4/89-3/97 .....	828
Crown I (S1) 1/61-12/94 .....	747	Eos 3/06- .....	762	Transporter II 8/67-7/79 .....	828
Duet 1/98- .....	747	Fox 1/87-1/91.....	763	Transporter III 5/79-7/92 .....	829
Dyna I 100 8/77-12/89 .....	748	Fox (5Z1) 4/05- .....	763	Transporter IV (70XA/B/C/D, DB, 7DW)	
Dyna I 150 8/77-12/89 .....	748	Golf I (17, 155) 4/74-4/93.....	763	7/90-3/03.....	829
Highlander 1/01-12/06 .....	748	Golf II (19E, 1G1) 8/83-12/92 .....	764	Transporter V (7HA/B/H/J, JD/E/L) 4/03-...	834
iQ 3/09- .....	748	Golf III (1H1) 10/91-4/99 .....	766	Vanagon 1/72-1/87 .....	835
Land Cruiser I (J4), Pick-Up 3/69-4/86 .....	748	<b>VOLVO</b>		140 (142, 144, 145), SW 8/66-8/75 .....	835
Land Cruiser II (J6) 10/81-12/89.....	748			164 8/68-7/74.....	835
Land Cruiser III (J7) 11/84- .....	749				



































MAKE - MODEL	PAGE	MAKE - MODEL	PAGE	MAKE - MODEL	PAGE
240 (P242, 244, 245), SW 8/74-8/93	835	Nogaro 1/80-1/83	869		
260 (P262, 264, 265), SW 8/74-7/82	837	Sana 1/89-	869		
340-360 (343, 345, 344) 8/75-7/91	838	Tempo 1/91-1/92	869		
440 K (445) 8/88-12/96	838	Yugo 45/55/65 4/80-6/95	869		
460 L (464) 9/88-7/96	839	Yugo 750 1/82-	870		
480 E 4/86-7/96	840	Yugo Florida 10/88-	870		
66, SW 10/75-11/79	841				
740 (744, 745) 8/83-8/92	841				
740 (744, 745) SW 8/84-8/92	843				
760 (704, 764, 765) 8/81-7/92	845				
760 (704, 764, 765) SW 8/81-7/92	846				
780 8/86-7/90	847				
850 (LS, LW), SW 6/91-12/96	848				
940 I (944, 945), SW 8/90-7/95	848				
940 II (944, 945), SW 8/94-10/98	850				
960 I (964, 965), SW 8/90-7/94	851				
960 II (964, 965), SW 7/94-12/96	851				
C30 12/06-	851				
C70 I Coupe, Cabrio 3/97-2/06	852				
C70 II Coupe, Cabrio 3/06-	853				
P 121 5/59-5/71	854				
P 122 S Amazon 5/59-5/71	854				
P 123 11/68-5/71	854				
P 131 11/64-5/71	854				
P 132 S 11/64-5/71	854				
P 133 11/64-5/71	854				
P 1800 (182) 4/62-11/73	854				
P 1800 (183) 4/62-11/73	854				
P 2200 SW 9/64-8/70	854				
P 544 8/61-7/67	854				
S40 I / V40 (VW, VS) 7/95-1/04	854				
S40 II / V50 1/04-	855				
S60 11/00-	856				
S70 1/97-11/00	858				
S80 I (TS, XY) 5/98-7/06	860				
S80 II 3/06-	861				
S90 1/97-5/98	862				
V70 I SW 1/97-3/00	862				
V70 II SW 3/00-6/07	863				
V70 III SW 7/07-	865				
V90 SW 1/97-12/98	865				
XC60 7/08-	866				
XC70 I Cross Country 9/00-6/07	866				
XC70 II Cross Country 7/07-	866				
XC90 10/02-	866				
<b>VOLVO TRUCK</b>					
B 12 1/92-	867				
FE 5/06-	867				
FH 5/05-	867				
FH 12 9/01-	867				
FH 16 8/93-	867				
FL 4 2/86-10/89	867				
FL 6 9/85-3/00	868				
FL I 3/00-5/06	868				
FL II 5/06-	868				
FM 9/05-	868				
FM 12 8/98-9/05	869				
FM 9 12/01-9/05	869				
<b>ZASTAVA</b>					
10 1/06-	869				
101 (1100) 6/73-12/93	869				
125 1/69-1/82	869				
1300 - 1500 1/78-1/87	869				
311 Van 1/83-1/93	869				
750 Old Type -1/82	869				
Contact 1/78-1/83	869				
Koral 1/90-	869				










































		Spare Parts	F/R	L/R	METELLI ref.	METELLI ref. w/KIT		DIMENSIONS mm.	NOTE
<b>CL Coupè 10/96-9/03</b>									
3.2 Vtec Eng.J32A1 (165kW)	01-		R		53-0159	53-0159K		170,0x35	
3.2 Vtec Type S Eng.J32A4 (191kW)	01-		R		53-0159	53-0159K		170,0x35	
<b>Legend III 8/96-</b>									
3.5 Eng.C35A2 (151kW)			R		53-0159	53-0159K		170,0x35	
<b>RL 1/96-1/98</b>									
3.5 V6	96-98		F		23-0503			Ø 282,0 Th 23,0-21,0	Vent.
	1/96-1/98		R		53-0159	53-0159K		170,0x35	
<b>TL 1/96-1/98</b>									
3.2	96-98		F		23-0503			Ø 282,0 Th 23,0-21,0	Vent.

## AIXAM




<b>A.721 1/05-</b>									
0.4 D (4kW)	1/05-		R		53-0053			160,0x42	Fitted Adjuster, Hand Brake
	1/05-		R		53-0054			180,0x32	Fitted Adjuster, Hand Brake
<b>A.741 1/05-</b>									
0.4 D (4kW)	1/05-		R		53-0053			160,0x42	Fitted Adjuster, Hand Brake
	1/05-		R		53-0054			180,0x32	Fitted Adjuster, Hand Brake
<b>A.751 1/05-</b>									
0.5 D (10kW)	1/05-		R		53-0053			160,0x42	Fitted Adjuster, Hand Brake
	1/05-		R		53-0054			180,0x32	Fitted Adjuster, Hand Brake
<b>Berline, Mini van , Pick Up 1/96-</b>									
340, 400, 500	1/96-		F		22-0767-1			Th 10,0	
	1/96-		R		22-0767-0			Th 10,0	
	1/96-		R		53-0053			160,0x42	Fitted Adjuster, Hand Brake
	1/96-		R		53-0054			180,0x32	Fitted Adjuster, Hand Brake




## ALFA ROMEO




























<b>145, 146 (930) 7/94-1/01</b>									
1.4 i.e. Eng.AR33501 (66kW)	7/94-12/96		F		22-0030-1		Gir	Th 17,5	
	7/94-12/96		R		22-0064-0		Gir	Th 14,5	+ABS
	9/94-96		F		23-0179			Ø 257,5 Th 12,0-10,2	
	9/94-96		R		23-0232			Ø 240,5 Th 10,9-9,2	+ABS
	7/94-12/96		R		53-0002	53-0002Y	Bdx	203,2x39	Hand Brake
	7/94-12/96		R		53-0067	53-0067J	Bdx	228,6x42	Hand Brake
	94-12/96		R		18-0035			Ø 228,3	
	94-12/96		R		51-0049		Bdx	Ø 20,64 228,0x40	RAI
1.4 i.e. 16v T.S. Eng.AR33503/ AR38501 (76kW)	11/96-1/01		F		22-0082-1		Ate	Th 17,5	
	-98		R		22-0064-0		Gir	Th 14,5	+ABS
	98-		R		22-0299-0		Gir	Th 14,5	
	97-		F		23-0231			Ø 257,0 Th 20,0-18,2	Vent.
	97-		R		23-0232			Ø 240,5 Th 10,9-9,2	
	11/96-1/01		R		53-0002	53-0002Y	Bdx	203,2x39	Hand Brake
	11/96-1/01		R		53-0067	53-0067J	Bdx	228,6x42	Hand Brake
	1/97-		R		18-0037			Ø 203,2	
	1/97-		R		51-0057		Bdx	Ø 22,00 203,0x39	RAI
1.6 i.e. Eng.AR33201 (76kW)	10/94-12/96		F		22-0030-1		Gir	Th 17,5	
	10/94-12/96		R		22-0064-0		Gir	Th 14,5	+ABS
	9/94-96		F		23-0179			Ø 257,5 Th 12,0-10,2	
	9/94-96		R		23-0232			Ø 240,5 Th 10,9-9,2	+ABS
	10/94-12/96		R		53-0002	53-0002Y	Bdx	203,2x39	Hand Brake
	10/94-12/96		R		53-0067	53-0067J	Bdx	228,6x42	Hand Brake
	94-12/96		R		18-0035			Ø 228,3	
	94-12/96		R		51-0049		Bdx	Ø 20,64 228,0x40	RAI
1.6 i.e. 16v T.S. Eng.AR38201/ AR67601 (88kW)	12/96-1/01		F		22-0082-1		Ate	Th 17,5	
	-98		R		22-0064-0		Gir	Th 14,5	
	98-		R		22-0299-0		Gir	Th 14,5	
	97-		F		23-0231			Ø 257,0 Th 20,0-18,2	Vent.
	97-		R		23-0232			Ø 240,5 Th 10,9-9,2	
	12/96-1/01		R		53-0002	53-0002Y	Bdx	203,2x39	Hand Brake
	12/96-1/01		R		53-0067	53-0067J	Bdx	228,6x42	Hand Brake
	1/97-		R		18-0037			Ø 203,2	
	1/97-		R		51-0057		Bdx	Ø 22,00 203,0x39	RAI
1.7 i.e. 16v Eng.AR33401 (95kW)	10/94-12/96		F		22-0030-1		Gir	Th 17,5	
	10/94-12/96		R		22-0064-0		Gir	Th 14,5	+ABS
	9/94-96		F		23-0231			Ø 257,0 Th 20,0-18,2	Vent.

































		Spare Parts	F/R	L/R	METELLI ref.	METELLI ref. w/KIT		DIMENSIONS mm.	NOTE
1.7 i.e. 16v Eng.AR33401 (95kW)	9/94-96		R		23-0232			Ø 240,5 Th 10,9-9,2	
1.8 T.S. 16v Eng.AR32201 (106kW)	3/98-1/01		F		22-0083-0		Ate	Th 19,0	
	3/98-1/01		R		22-0299-0		Gir	Th 14,5	
	98-		F		23-0231			Ø 257,0 Th 20,0-18,2	Vent.
	98-		R		23-0232			Ø 240,5 Th 10,9-9,2	
1.8 T.S. 16v Eng.AR32205/ AR38401/ AR67106 (103kW)	12/96-1/01		F		22-0083-0		Ate	Th 19,0	
	12/96-1/01		R		22-0299-0		Gir	Th 14,5	
	97-99		F		23-0231			Ø 257,0 Th 20,0-18,2	Vent.
	97-99		R		23-0232			Ø 240,5 Th 10,9-9,2	
1.9 D Eng.AR67501 (68kW)	7/94-2/99		R		53-0002	53-0002Y	Bdx	203,2x39	Hand Brake
	7/94-2/99		R		53-0067	53-0067J	Bdx	228,6x42	Hand Brake
1.9 JTD Eng.AR32302 (77kW)	2/99-1/01		F		22-0082-1		Ate	Th 17,5	
	2/99-1/01		R		22-0299-0		Gir	Th 14,5	
	99-01		F		23-0231			Ø 257,0 Th 20,0-18,2	Vent.
	99-01		R		23-0232			Ø 240,5 Th 10,9-9,2	+ABS
	2/99-1/01		R		53-0067	53-0067J	Bdx	228,6x42	-ABS, Hand Brake
	99-01		R		18-0037			Ø 203,2	
1.9 TD Eng.AR33601/ AR67501 (66kW)	-97		F		22-0030-1		Gir	Th 17,5	
	97-		F		22-0082-1		Ate	Th 17,5	
	-97		R		22-0064-0		Gir	Th 14,5	+ABS
	97-		R		22-0299-0		Gir	Th 14,5	+ABS
	10/96-99		F		23-0231			Ø 257,0 Th 20,0-18,2	Vent.
	4/94-9/96		F		23-0179			Ø 257,5 Th 12,0-10,2	
	4/94-99		R		23-0232			Ø 240,5 Th 10,9-9,2	+ABS
	10/94-2/99		R		53-0002	53-0002Y	Bdx	203,2x39	Hand Brake
	10/94-2/99		R		53-0067	53-0067J	Bdx	228,6x42	Hand Brake
	1/97-		R		18-0037			Ø 203,2	
	4/94-12/96		R		18-0035			Ø 228,3	
	1/97-		R		51-0057		Bdx	Ø 22,00 203,0x39	RAI
94-12/96		R		51-0049		Bdx	Ø 20,64 228,0x40	RAI	
2.0 16v T.S. Eng.AR16201/ AR32310/ AR67204 (110kW)	10/95-1/01		F		22-0083-0		Ate	Th 19,0	
	-97		R		22-0064-0		Gir	Th 14,5	
	97-		R		22-0299-0		Gir	Th 14,5	
	3/95-		F		23-0298			Ø 283,9 Th 22,0-20,2	Vent.
	3/95-		R		23-0232			Ø 240,5 Th 10,9-9,2	
2.0 16v T.S. Eng.AR32301 (114kW)	3/98-1/01		F		22-0083-0		Ate	Th 19,0	
	98-		R		22-0299-0		Gir	Th 14,5	
	98-		F		23-0298			Ø 283,9 Th 22,0-20,2	Vent.
	98-		R		23-0232			Ø 240,5 Th 10,9-9,2	
<b>147 (937) 1/01-</b>									
1.6 16v T.S. Eng.AR32104 (88kW)	1/01-		F		22-0083-2		Ate	Th 19,0	
	1/01-		R		22-0324-1		Gir	Th 16,0	
	01-		F		23-0183			Ø 284,0 Th 22,0-20,2	Vent.
	01-		R		23-0368			Ø 251,5 Th 10,0-9,0	
1.6 16v T.S. ECO Eng.AR37203 (77kW)	-02		F		22-0220-1		Ate	Th 19,0	
	02-		F		22-0083-2		Ate	Th 19,0	
	1/01-		R		22-0324-1		Gir	Th 16,0	
	01-		F		23-0183			Ø 284,0 Th 22,0-20,2	Vent.
1.9 JTD Eng.182B9.000 (74kW)	01-		R		23-0368			Ø 251,5 Th 10,0-9,0	
	03-		F		22-0083-2		Ate	Th 19,0	
	03-		R		22-0324-1		Gir	Th 16,0	
	03-		F		23-0183			Ø 284,0 Th 22,0-20,2	Vent.
1.9 JTD Eng.937A2.000 (85kW)	03-		R		23-0368			Ø 251,5 Th 10,0-9,0	
	4/01-		F		22-0083-2		Ate	Th 19,0	
	4/01-		R		22-0324-1		Gir	Th 16,0	
	01-		F		23-0183			Ø 284,0 Th 22,0-20,2	Vent.
1.9 JTD Eng.937A5.000 (110kW)	01-		R		23-0368			Ø 251,5 Th 10,0-9,0	
	7/05-		F		22-0083-2		Ate	Th 19,0	
	7/05-		R		22-0324-1		Gir	Th 16,0	
	05-		F		23-0183			Ø 284,0 Th 22,0-20,2	Vent.
1.9 JTD 16v Eng.192A5.000 (103kW)	05-		R		23-0368			Ø 251,5 Th 10,0-9,0	
	11/02-		F		22-0083-2		Ate	Th 19,0	
	11/02-		R		22-0324-1		Gir	Th 16,0	
	02-		F		23-0183			Ø 284,0 Th 22,0-20,2	Vent.
02-		R		23-0368			Ø 251,5 Th 10,0-9,0		



































		Spare Parts	F/R	L/R	METELLI ref.	METELLI ref. w/KIT		DIMENSIONS mm.	NOTE
1.9 JTD 16v BELGIO Eng.192B1.000 (100kW)	1/01-	F	F		22-0083-2		Ate	Th 19,0	
	1/01-		R		22-0324-1		Gir	Th 16,0	
	01-	R	F		23-0183			Ø 284,0 Th 22,0-20,2	Vent.
	01-		R		23-0368			Ø 251,5 Th 10,0-9,0	
1.9 JTD 16v FRANCIA Eng.937A4.000 (93kW)	1/01-	F	F		22-0083-2		Ate	Th 19,0	
	1/01-		R		22-0324-1		Gir	Th 16,0	
	01-	R	F		23-0183			Ø 284,0 Th 22,0-20,2	Vent.
	01-		R		23-0368			Ø 251,5 Th 10,0-9,0	
1.9 JTDM Eng.937A6.000 (125kW)	5/08-	F	F		22-0083-2		Ate	Th 19,0	
	5/08-		R		22-0324-1		Gir	Th 16,0	
	08-	R	F		23-0183			Ø 284,0 Th 22,0-20,2	Vent.
	08-		R		23-0368			Ø 251,5 Th 10,0-9,0	
1.9 JTDM 8v Eng.937A3.000 (88kW)	7/05-	F	F		22-0083-2		Ate	Th 19,0	
	7/05-		R		22-0324-1		Gir	Th 16,0	
	05-	R	F		23-0183			Ø 284,0 Th 22,0-20,2	Vent.
	05-		R		23-0368			Ø 251,5 Th 10,0-9,0	
2.0 16v T.S. Eng.AR32310 (110kW)	1/01-	F	F		22-0083-2		Ate	Th 19,0	
	1/01-		R		22-0324-1		Gir	Th 16,0	
	01-	R	F		23-0183			Ø 284,0 Th 22,0-20,2	Vent.
	01-		R		23-0368			Ø 251,5 Th 10,0-9,0	
3.2 GTA Eng.932A000 (184kW)	2/03-	F	F		22-0251-0		Bre	Th 17,5	
	2/03-		R		22-0324-1		Gir	Th 16,0	
	03-	R		23-0698			Ø 276,0 Th 10,0-9,0		
<b>155 (167) 1/92-1/98</b>									
1.6 16v T.S. Eng.AR67601 (88kW)	5/96-1/98	F	F		22-0030-1		Gir	Th 17,5	
	5/96-1/98		R		22-0064-0		Gir	Th 14,5	
	96-	R	F		23-0231			Ø 257,0 Th 20,0-18,2	Vent.
	96-		R		23-0232			Ø 240,5 Th 10,9-9,2	
1.7 T.S. Eng.AR67103 (83kW)	4/93-4/96	F	F		22-0030-1		Gir	Th 17,5	
	4/93-4/96		R		22-0064-0		Gir	Th 14,5	
	93-96	R		23-0231			Ø 257,0 Th 20,0-18,2	Vent.	
1.7 T.S. Eng.AR67105 (85kW)	4/93-4/96	F	F		22-0030-1		Gir	Th 17,5	
	4/93-4/96		R		22-0064-0		Gir	Th 14,5	
	93-	R	F		23-0231			Ø 257,0 Th 20,0-18,2	Vent.
	93-		R		23-0232			Ø 240,5 Th 10,9-9,2	
1.7 T.S. 16v Eng.AR67106 (103kW)	96-97	F	F		23-0231			Ø 257,0 Th 20,0-18,2	Vent.
	96-97		R		23-0232			Ø 240,5 Th 10,9-9,2	
1.8 T.S. Eng.AR67101 (95kW)	2/92-6/93	F	F		22-0030-1		Gir	Th 17,5	
	2/92-6/93		R		22-0064-0		Gir	Th 14,5	
	92-93	R	F		23-0231			Ø 257,0 Th 20,0-18,2	Vent.
	92-93		R		23-0232			Ø 240,5 Th 10,9-9,2	
1.8 T.S. Eng.AR67402 (77kW)	2/92-12/97	F	F		22-0030-1		Gir	Th 17,5	
	2/92-12/97		R		22-0064-0		Gir	Th 14,5	
	92-97	R	F		23-0231			Ø 257,0 Th 20,0-18,2	Vent.
	92-97		R		23-0232			Ø 240,5 Th 10,9-9,2	
1.8 T.S. Sport Eng.AR67101/AR67102 (93kW)	1/92-12/96	F	F		22-0030-1		Gir	Th 17,5	
	1/92-12/96		R		22-0064-0		Gir	Th 14,5	
	96-	R	F		23-0231			Ø 257,0 Th 20,0-18,2	Vent.
	96-		R		23-0232			Ø 240,5 Th 10,9-9,2	
1.9 TD Eng.AR67501 (66kW)	4/93-12/97	F	F		22-0030-1		Gir	Th 17,5	
	4/93-12/97		R		22-0064-0		Gir	Th 14,5	
	93-97	R	F		23-0179			Ø 257,5 Th 12,0-10,2	
	93-97		R		23-0232			Ø 240,5 Th 10,9-9,2	
2.0 16v T. Q4 Eng.AR67203 (137kW)	-95	F	F		22-0072-2		Gir	Th 19,0	
	95-		R		22-0083-0		Ate	Th 19,0	
	1/92-12/97	R	F		22-0064-0		Gir	Th 14,5	
	92-97		R		23-0369			Ø 284,0 Th 22,0-20,2	Vent.
2.0 16v T. Q4 Eng.AR67203 (140kW)	-95	F	F		22-0072-2		Gir	Th 19,0	
	95-		R		22-0083-0		Ate	Th 19,0	
	1/92-12/97	R	F		22-0064-0		Gir	Th 14,5	
	92-97		R		23-0369			Ø 284,0 Th 22,0-20,2	Vent.
2.0 T.S. Eng.AR67201 (106kW)	2/92-4/93	F	F		22-0030-1		Gir	Th 17,5	
	2/92-4/93		R		22-0064-0		Gir	Th 14,5	
	92-93	R	F		23-0231			Ø 257,0 Th 20,0-18,2	Vent.
	92-93		R		23-0232			Ø 240,5 Th 10,9-9,2	




		Spare Parts	F/R	L/R	METELLI ref.	METELLI ref. w/KIT		DIMENSIONS mm.	NOTE
2.0 T.S. Eng.AR67202 (104kW)	-95	F	F		22-0030-1		Gir	Th 17,5	
					22-0083-0		Ate	Th 19,0	
					22-0064-0		Gir	Th 14,5	
	2/92-2/95	F	R		23-0231			Ø 257,0 Th 20,0-18,2	Vent.
	23-0232						Ø 240,5 Th 10,9-9,2		
2.0 T.S. 16v Eng.AR67204 (110kW)	3/95-12/97	F	F		22-0083-0		Ate	Th 19,0	
					22-0064-0		Gir	Th 14,5	
	3/95-3/95	F	R		23-0298			Ø 283,9 Th 22,0-20,2	Vent.
					23-0232			Ø 240,5 Th 10,9-9,2	
2.5 TD Eng.VM07B (92kW)	-95	F	F		22-0072-2		Gir	Th 19,0	
					22-0083-0		Ate	Th 19,0	
					22-0064-0		Gir	Th 14,5	
	4/93-12/97	F	R		23-0369			Ø 284,0 Th 22,0-20,2	Vent.
	23-0232						Ø 240,5 Th 10,9-9,2		
2.5 TD Eng.VM31B (92kW)	-95	F	F		22-0072-2		Gir	Th 19,0	
					22-0083-0		Ate	Th 19,0	
	4/93-12/97	F	R		22-0064-0		Gir	Th 14,5	
					23-0369			Ø 284,0 Th 22,0-20,2	Vent.
2.5 V6 Eng.AR67301 (121kW)	-95	F	F		22-0072-2		Gir	Th 19,0	
					22-0083-0		Ate	Th 19,0	
					22-0064-0		Gir	Th 14,5	
	2/92-9/96	F	R		23-0369			Ø 284,0 Th 22,0-20,2	Vent.
	23-0232						Ø 240,5 Th 10,9-9,2		
2.5 V6 Eng.AR67302/ AR67303 (120kW)	-95	F	F		22-0072-2		Gir	Th 19,0	
					22-0083-0		Ate	Th 19,0	
					22-0064-0		Gir	Th 14,5	
	10/92-12/97	F	R		23-0369			Ø 284,0 Th 22,0-20,2	Vent.
	23-0232						Ø 240,5 Th 10,9-9,2		
<b>156 (932), Sportwagon 9/97-9/05</b>									
1.6 16v T.S. Eng.AR32104/ AR32103/ AR32102/ AR67601 (88kW)	-00	F	F		22-0220-0		Ate	Th 19,0	
					22-0220-1		Ate	Th 19,0	
					22-0083-2		Ate	Th 19,0	
					22-0013-0		Bre	Th 16,5	
					22-0324-1		Gir	Th 16,0	
	00-02	F	R		23-0183			Ø 284,0 Th 22,0-20,2	Vett 383457-, Vent., AW
					23-0472			Ø 281,0 Th 15,0-13,2	Vett -383456, AW
					23-0368			Ø 251,5 Th 10,0-9,0	
					23-0698			Ø 276,0 Th 10,0-9,0	SW
1.8 T.S. 16v Eng.AR32201 (106kW)	-00	F	F		22-0220-0		Ate	Th 19,0	
					22-0220-1		Ate	Th 19,0	
					22-0013-0		Bre	Th 16,5	
	00-02	F	R		23-0183			Ø 284,0 Th 22,0-20,2	Vett 383457-, Vent., AW
					23-0472			Ø 281,0 Th 15,0-13,2	Vett -383456, AW
1.8 T.S. 16v Eng.AR32205 (103kW)	-00	F	F		22-0220-0		Ate	Th 19,0	
					22-0220-1		Ate	Th 19,0	
					22-0083-2		Ate	Th 19,0	
	00-02	F	R		22-0013-0		Bre	Th 16,5	
					22-0324-1		Gir	Th 16,0	
1.9 D Eng.192B1.000 (100kW)	02-04	F	F		23-0183			Ø 284,0 Th 22,0-20,2	Vent.
					23-0368			Ø 251,5 Th 10,0-9,0	
					23-0698			Ø 276,0 Th 10,0-9,0	SW
	02-04	F	R		23-0183			Ø 284,0 Th 22,0-20,2	Vent., AW
					23-0472			Ø 281,0 Th 15,0-13,2	Vett -383456, AW
1.9 JTD Eng.937A2.000 (85kW)	01-02	F	F		22-0220-1		Ate	Th 19,0	
					22-0083-2		Ate	Th 19,0	
					22-0013-0		Bre	Th 16,5	
	02-02	F	R		22-0324-1		Gir	Th 16,0	
					23-0183			Ø 284,0 Th 22,0-20,2	Vent., AW
1.9 JTD Eng.AR32302 (77kW)	-00	F	F		22-0220-0		Ate	Th 19,0	
					22-0220-1		Ate	Th 19,0	
	00-02	F	R		22-0013-0		Bre	Th 16,5	
					23-0183			Ø 284,0 Th 22,0-20,2	Vett 383457-, Vent., AW



































		Spare Parts	F/R	L/R	METELLI ref.	METELLI ref. w/KIT		DIMENSIONS mm.	NOTE
1.9 JTD Eng.AR32302 (77kW)	97-		F		23-0472			Ø 281,0 Th 15,0-13,2	Vett -383456, AW
	97-00		R		23-0368			Ø 251,5 Th 10,0-9,0	
	97-00		R		23-0698			Ø 276,0 Th 10,0-9,0	SW
1.9 JTD Eng.AR37101 (81kW)	-00		F		22-0220-0		Ate	Th 19,0	
	00-		F		22-0220-1		Ate	Th 19,0	
	-01		R		22-0013-0		Bre	Th 16,5	
			F		23-0183			Ø 284,0 Th 22,0-20,2	Vett 383457-, Vent., AW
	10/00-		F		23-0472			Ø 281,0 Th 15,0-13,2	Vett -383456, AW
	10/00-5/01		R		23-0368			Ø 251,5 Th 10,0-9,0	
	10/00-5/01		R		23-0698			Ø 276,0 Th 10,0-9,0	SW
1.9 JTD 16v Eng.192A5.000 (103kW)	11/02-		F		22-0083-2		Ate	Th 19,0	
	11/02-		R		22-0324-1		Gir	Th 16,0	
	02-		F		23-0183			Ø 284,0 Th 22,0-20,2	Vent., AW
	02-		R		23-0368			Ø 251,5 Th 10,0-9,0	
	02-		R		23-0698			Ø 276,0 Th 10,0-9,0	SW
1.9 JTD Crosswagon Eng.937A5.000 (110kW)	7/04-		F		22-0288-4		Bre	Th 16,0	
	7/04-		R		22-0324-1		Gir	Th 16,0	
	04-		F		23-0183			Ø 284,0 Th 22,0-20,2	Vent., AW
	04-		R		23-0698			Ø 276,0 Th 10,0-9,0	
2.0 16v T.S. Eng.AR32301 (114kW)	-00		F		22-0083-0		Ate	Th 19,0	
	00-		F		22-0083-2		Ate	Th 19,0	
	9/97-10/00		R		22-0113-0		Gir	Th 16,5	
	97-00		F		23-0183			Ø 284,0 Th 22,0-20,2	Vent., AW
	97-00		R		23-0368			Ø 251,5 Th 10,0-9,0	
	97-00		R		23-0698			Ø 276,0 Th 10,0-9,0	SW
2.0 16v T.S. Eng.AR32310 (110kW)	-00		F		22-0083-0		Ate	Th 19,0	
	00-		F		22-0083-2		Ate	Th 19,0	
	10/00-3/02		R		22-0113-0		Gir	Th 16,5	
	00-02		F		23-0183			Ø 284,0 Th 22,0-20,2	Vent., AW
	00-02		R		23-0368			Ø 251,5 Th 10,0-9,0	
2.0 JTS Eng.937A1.000 (121kW)	3/02-		F		22-0083-2		Ate	Th 19,0	
	3/02-		R		22-0324-1		Gir	Th 16,0	
	3/02-		F		23-0183			Ø 284,0 Th 22,0-20,2	Vent., AW
2.0 SW Eng.932A2.000 (119kW)	02-06		F		23-0183			Ø 284,0 Th 22,0-20,2	Vent., AW
	02-06		R		23-0368			Ø 251,5 Th 10,0-9,0	
	02-06		R		23-0698			Ø 276,0 Th 10,0-9,0	SW
2.0 Twin Spark Eng.AR32303 (118kW)	97-00		F		23-0183			Ø 284,0 Th 22,0-20,2	Vent.
2.4 JTD Eng.839A6.000 (103kW)	-00		F		22-0083-0		Ate	Th 19,0	
	00-		F		22-0083-2		Ate	Th 19,0	
	-02		R		22-0013-0		Bre	Th 16,5	
	02-		R		22-0324-1		Gir	Th 16,0	
	10/00-		F		23-0183			Ø 284,0 Th 22,0-20,2	Vent., AW
	10/00-6/01		R		23-0368			Ø 251,5 Th 10,0-9,0	
2.4 JTD Eng.841C000 (110kW)	02-		F		22-0083-2		Ate	Th 19,0	
	-02		R		22-0013-0		Bre	Th 16,5	
	02-		R		22-0324-1		Gir	Th 16,0	
	3/02-		F		23-0183			Ø 284,0 Th 22,0-20,2	Vent., AW
2.4 JTD Eng.AR32501 (100kW)	3/02-		R		23-0368			Ø 251,5 Th 10,0-9,0	
	3/02-		R		23-0698			Ø 276,0 Th 10,0-9,0	SW
	-00		F		22-0083-0		Ate	Th 19,0	
2.4 JTD 20v Eng.841G000 (129kW)	00-		F		22-0083-2		Ate	Th 19,0	
	-00		R		22-0013-0		Bre	Th 16,5	
	97-00		F		23-0183			Ø 284,0 Th 22,0-20,2	Vent., AW
	97-00		R		23-0368			Ø 251,5 Th 10,0-9,0	
2.5 V6 24v Eng.AR32401 (140kW)	97-00		R		23-0698			Ø 276,0 Th 10,0-9,0	SW
	10/03-		F		22-0083-2		Ate	Th 19,0	
	10/03-		R		22-0324-1		Gir	Th 16,0	
	10/03-		F		23-0183			Ø 284,0 Th 22,0-20,2	Vent., AW
2.5 V6 24v Eng.AR32401 (140kW)	10/03-		R		23-0368			Ø 251,5 Th 10,0-9,0	
	10/03-		R		23-0698			Ø 276,0 Th 10,0-9,0	SW
	-00		F		22-0083-0		Ate	Th 19,0	
	00-		F		22-0083-2		Ate	Th 19,0	
-00		R		22-0013-0		Bre	Th 16,5		














































		Spare Parts	F/R	L/R	METELLI ref.	METELLI ref. w/KIT		DIMENSIONS mm.	NOTE
2.5 V6 24v Eng.AR32401 (140kW)	97-		F		23-0183			Ø 284,0 Th 22,0-20,2	Vent., AW
			R		23-0368			Ø 251,5 Th 10,0-9,0	
			R		23-0698			Ø 276,0 Th 10,0-9,0	SW
2.5 V6 24v Eng.AR32405 (141kW)	-00		F		22-0083-0		Ate	Th 19,0	
			F		22-0083-2		Ate	Th 19,0	
			R		22-0013-0		Bre	Th 16,5	
			R		22-0324-1		Gir	Th 16,0	
	00-		F		23-0183			Ø 284,0 Th 22,0-20,2	Vent., AW
			R		23-0368			Ø 251,5 Th 10,0-9,0	
3.2 GTA Eng.932A000 (184kW)	3/02-		F		22-0251-0		Bre	Th 17,5	
			R		22-0324-1		Gir	Th 16,0	
			R		23-0698			Ø 276,0 Th 10,0-9,0	SW
<b>159, SW (140) 9/05-</b>									
1.8 16v Eng.939A4.000 (103kW)	10/05-		F		22-0703-0		Ate	Th 20,0	
			R		22-0704-0		Gir	Th 17,5	
	05-		F		23-0861			Ø 305,0 Th 28,0-26,0	Vent.
			R		23-0862			Ø 278,0 Th 12,0-10,0	
1.8 TBi Eng.939B1.000 (147kW)	07-		F		23-0906			Ø 330,0 Th 28,0-26,0	Vent.
			R		23-0862			Ø 278,0 Th 12,0-10,0	
1.9 JTDM 16v Eng.939A2.000 (110kW)	9/05-		F		22-0703-0		Ate	Th 20,0	
			R		22-0704-0		Gir	Th 17,5	
	05-		F		23-0861			Ø 305,0 Th 28,0-26,0	Vent., 18Inch Wheels
			R		23-0862			Ø 278,0 Th 12,0-10,0	
1.9 JTDM 16v (Belgio) Eng.937A8.000 (100kW)	9/05-		F		22-0703-0		Ate	Th 20,0	
			R		22-0704-0		Gir	Th 17,5	
	05-		F		23-0861			Ø 305,0 Th 28,0-26,0	Vent., 18Inch Wheels
			R		23-0862			Ø 278,0 Th 12,0-10,0	
1.9 JTDM 8v Eng.939A1.000 (88kW)	9/05-		F		22-0703-0		Ate	Th 20,0	
			R		22-0704-0		Gir	Th 17,5	
	05-		F		23-0861			Ø 305,0 Th 28,0-26,0	Vent., 18Inch Wheels
			R		23-0862			Ø 278,0 Th 12,0-10,0	
1.9 JTDM 8v (Belgio) Eng.937A7.000 (85kW)	9/05-		F		22-0703-0		Ate	Th 20,0	
			R		22-0704-0		Gir	Th 17,5	
	05-		F		23-0861			Ø 305,0 Th 28,0-26,0	Vent., 18Inch Wheels
			R		23-0862			Ø 278,0 Th 12,0-10,0	
1.9 JTS Eng.939A6.000 (118kW)	9/05-		F		22-0703-0		Ate	Th 20,0	
			R		22-0704-0		Gir	Th 17,5	
	05-		F		23-0861			Ø 305,0 Th 28,0-26,0	Vent.
			R		23-0862			Ø 278,0 Th 12,0-10,0	
2.0 JTDm Eng.939B3.000 (125kW)	07-		F		23-0861			Ø 305,0 Th 28,0-26,0	Vent.
			R		23-0862			Ø 278,0 Th 12,0-10,0	
2.2 JTS Eng.939A5.000 (136kW)	9/05-		F		22-0703-0		Ate	Th 20,0	
			R		22-0704-0		Gir	Th 17,5	
	05-		F		23-0861			Ø 305,0 Th 28,0-26,0	Vent.
			R		23-0862			Ø 278,0 Th 12,0-10,0	
2.4 JTD 20v Eng.939A3.000 (147kW)	9/05-		F		22-0288-0		Bre	Th 16,0	
			R		22-0704-0		Gir	Th 17,5	
	05-		F		23-0906			Ø 330,0 Th 28,0-26,0	Vent.
			R		23-0862			Ø 278,0 Th 12,0-10,0	
			R		23-0863			Ø 292,0 Th 22,0-20,0	Vent.
2.4 JTD 20v, Q4 Eng.939A9.000 (154kW)	6/07-		F		22-0288-0		Bre	Th 16,0	
			R		22-0704-0		Gir	Th 17,5	
	07-		F		23-0906			Ø 330,0 Th 28,0-26,0	Vent.
			R		23-0863			Ø 292,0 Th 22,0-20,0	Vent.
3.2 JTS, Q4 Eng.939A0.000 (191kW)	12/05-		F		22-0288-0		Bre	Th 16,0	
			R		22-0704-0		Gir	Th 17,5	
	05-		F		23-0906			Ø 330,0 Th 28,0-26,0	Vent.
			R		23-0863			Ø 292,0 Th 22,0-20,0	Vent.
<b>164 (164/168) 6/87-9/98</b>									
2.0 T. Eng.AR06476 (128kW)	10/87-9/98		F		22-0072-0		Gir	Th 19,0	
			R		22-0048-0		Gir	Th 16,5	
	87-9/92		F		23-0183			Ø 284,0 Th 22,0-20,2	Vent.
			R		23-0368			Ø 251,5 Th 10,0-9,0	
2.0 T.S. Eng.AR06416 (105kW)	-89		F		22-0053-1		Gir	Th 17,5	
			F		22-0074-1		Gir	Th 19,5	
			R		22-0048-0		Gir	Th 16,5	






































































		Spare Parts	F/R	L/R	METELLI ref.	METELLI ref. w/KIT		DIMENSIONS mm.	NOTE
2.0 T.S. Eng.AR06416 (105kW)		87-	F		23-0184			Ø 257,0 Th 20,0-18,2	Ch -6142573, Vent.
		-92	F		23-0240			Ø 257,1 Th 22,0-20,2	Ch 6142574-, Vent.
		87-92	R		23-0193			Ø 251,0 Th 10,0-9,0	
2.0 T.S. Eng.AR06420 (109kW)		-89	F		22-0053-1		Gir	Th 17,5	
		89-	F		22-0074-1		Gir	Th 19,5	
		6/87-12/90	R		22-0048-0		Gir	Th 16,5	
		87-	F		23-0184			Ø 257,0 Th 20,0-18,2	Ch -6142573, Vent.
		-90	F		23-0240			Ø 257,1 Th 22,0-20,2	Ch 6142574-, Vent.
		87-90	R		23-0193			Ø 251,0 Th 10,0-9,0	
2.0 T.S. Eng.AR64103 (106kW)		9/92-9/98	F		22-0074-1		Gir	Th 19,5	
		9/92-9/98	R		22-0048-0		Gir	Th 16,5	
		92-	F		23-0184			Ø 257,0 Th 20,0-18,2	Ch -6142573, Vent.
		-98	F		23-0240			Ø 257,1 Th 22,0-20,2	Ch 6142574-, Vent.
		92-98	R		23-0193			Ø 251,0 Th 10,0-9,0	
2.0 V6 T. Eng.AR64101 (150kW)		3/91-9/92	F		22-0072-0		Gir	Th 19,0	
		3/91-9/92	R		22-0048-0		Gir	Th 16,5	
		91-92	F		23-0367			Ø 281,0 Th 26,0-24,2	Vent.
		91-92	F		23-0183			Ø 284,0 Th 22,0-20,2	Vent.
		91-92	R		23-0368			Ø 251,5 Th 10,0-9,0	
2.0 V6 T. Eng.AR64102 (148kW)		9/92-9/98	F		22-0072-0		Gir	Th 19,0	
		9/92-9/98	R		22-0048-0		Gir	Th 16,5	
		10/92-98	F		23-0367			Ø 281,0 Th 26,0-24,2	Vent.
		92-98	F		23-0183			Ø 284,0 Th 22,0-20,2	Vent.
		92-98	R		23-0368			Ø 251,5 Th 10,0-9,0	
2.5 TD Eng.VM08B/ VM32B (92kW)		9/92-9/98	F		22-0072-0		Gir	Th 19,0	
		9/92-9/98	R		22-0048-0		Gir	Th 16,5	
		10/92-98	F		23-0367			Ø 281,0 Th 26,0-24,2	Vent.
		92-98	F		23-0183			Ø 284,0 Th 22,0-20,2	Vent.
		92-98	R		23-0368			Ø 251,5 Th 10,0-9,0	
2.5 TD Eng.VM84A (84kW)		6/87-9/92	F		22-0072-0		Gir	Th 19,0	
		6/87-9/92	R		22-0048-0		Gir	Th 16,5	
		87-9/92	F		23-0183			Ø 284,0 Th 22,0-20,2	Vent.
		87-92	F		23-0367			Ø 281,0 Th 26,0-24,2	Vent.
		87-92	R		23-0368			Ø 251,5 Th 10,0-9,0	
2.5 V6 Eng.AR66201 (120kW)		9/92-9/98	F		22-0072-0		Gir	Th 19,0	
		9/92-9/98	R		22-0048-0		Gir	Th 16,5	
3.0 24v Eng.AR66301/ AR66302 (155kW)		10/92-98	F		23-0367			Ø 281,0 Th 26,0-24,2	Vent.
		10/92-98	R		23-0368			Ø 251,5 Th 10,0-9,0	
3.0 24v Q4 Eng.AR64307/ AR64308 (170kW)		2/94-9/98	F		22-0072-0		Gir	Th 19,0	
		2/94-9/98	R		22-0113-0		Gir	Th 16,5	
		94-98	F		23-0367			Ø 281,0 Th 26,0-24,2	Vent.
		94-98	R		23-0368			Ø 251,5 Th 10,0-9,0	
3.0 24v QV Eng.AR64304 (171kW)		10/92-98	F		23-0367			Ø 281,0 Th 26,0-24,2	Vent.
		10/92-98	R		23-0368			Ø 251,5 Th 10,0-9,0	
3.0 i.e. QV Eng.AR06430/ AR64301 (147kW)		90-9/92	F		23-0183			Ø 284,0 Th 22,0-20,2	Vent.
		90-9/92	R		23-0368			Ø 251,5 Th 10,0-9,0	
3.0 V6 Eng.AR06410 (141kW)		6/87-9/92	F		22-0072-0		Gir	Th 19,0	
		6/87-9/92	R		22-0048-0		Gir	Th 16,5	
		87-9/92	F		23-0183			Ø 284,0 Th 22,0-20,2	Vent.
		87-9/92	R		23-0368			Ø 251,5 Th 10,0-9,0	
3.0 V6 Eng.AR61501 (150kW)		6/87-9/92	F		22-0072-0		Gir	Th 19,0	
		6/87-9/92	R		22-0048-0		Gir	Th 16,5	
3.0 V6 Eng.AR64305/ AR66303 (132kW)		9/92-9/98	F		22-0072-0		Gir	Th 19,0	
		9/92-9/98	R		22-0048-0		Gir	Th 16,5	
		10/92-98	F		23-0367			Ø 281,0 Th 26,0-24,2	Vent.
		10/92-98	R		23-0368			Ø 251,5 Th 10,0-9,0	
3.0 V6 USA Eng.AR06412 (135kW)		6/87-9/92	F		22-0072-0		Gir	Th 19,0	
		6/87-9/92	R		22-0048-0		Gir	Th 16,5	
		87-9/92	F		23-0183			Ø 284,0 Th 22,0-20,2	Vent.
		87-9/92	R		23-0368			Ø 251,5 Th 10,0-9,0	
3.0i V6 Eng.AR34101 (168kW)		1/93-12/98	F		22-0072-0		Gir	Th 19,0	
		1/93-12/98	R		22-0048-0		Gir	Th 16,5	
<b>166 (936) 9/98-</b>									
2.0 T.S. Eng.AR34103 (114kW)		9/98-10/00	F		22-0083-1		Ate	Th 19,0	
		9/98-10/00	R		22-0113-0		Gir	Th 16,5	
		98-00	F		23-0409C			Ø 281,0 Th 26,0-24,2	Vent., (Coated)
		98-00	R		23-0410C			Ø 276,0 Th 10,0-9,0	(Coated)























		Spare Parts	F/R	L/R	METELLI ref.	METELLI ref. w/KIT		DIMENSIONS mm.	NOTE	
2.0 T.S. Eng.AR36301 (110kW)	10/00-00-00	F	F		22-0083-1		Ate	Th 19,0		
			R		22-0113-0		Gir	Th 16,5		
		R	F		23-0409C				Ø 281,0 Th 26,0-24,2	Vent., (Coated)
			R		23-0410C				Ø 276,0 Th 10,0-9,0	(Coated)
2.0 V6 Eng.AR34102 (151kW)	9/98-98-98	F	F		22-0288-0		Bre	Th 16,0		
			R		22-0113-0		Gir	Th 16,5		
		R	F		23-0506C				Ø 310,0 Th 28,0-26,0	Vent., (Coated)
			R		23-0410C				Ø 276,0 Th 10,0-9,0	(Coated)
2.4 JTD Eng.839A6.000 (103kW)	10/00-00-00	F	F		22-0083-1		Ate	Th 19,0		
			R		22-0113-0		Gir	Th 16,5		
		R	F		23-0409C				Ø 281,0 Th 26,0-24,2	Vent., (Coated)
			R		23-0410C				Ø 276,0 Th 10,0-9,0	(Coated)
2.4 JTD Eng.841C000 (110kW)	4/02-02-02	F	F		22-0083-1		Ate	Th 19,0		
			R		22-0113-0		Gir	Th 16,5		
		R	F		23-0409C				Ø 281,0 Th 26,0-24,2	Vent., (Coated)
			R		23-0410C				Ø 276,0 Th 10,0-9,0	(Coated)
2.4 JTD Eng.841G000 (129kW)	10/03-03-03	F	F		22-0083-1		Ate	Th 19,0		
			R		22-0113-0		Gir	Th 16,5		
		R	F		23-0506C				Ø 310,0 Th 28,0-26,0	Vent., (Coated)
			R		23-0410C				Ø 276,0 Th 10,0-9,0	(Coated)
2.4 JTD Eng.AR34202 (100kW)	9/98-10/00-98-00	F	F		22-0083-1		Ate	Th 19,0		
			R		22-0113-0		Gir	Th 16,5		
		R	F		23-0409C				Ø 281,0 Th 26,0-24,2	Vent., (Coated)
			R		23-0410C				Ø 276,0 Th 10,0-9,0	(Coated)
2.4 MJT 20v Eng.936B000 (132kW)	7/06-06-06	F	F		22-0288-0		Bre	Th 16,0		
			R		22-0113-0		Gir	Th 16,5		
		R	F		23-0506C				Ø 310,0 Th 28,0-26,0	Vent., (Coated)
			R		23-0410C				Ø 276,0 Th 10,0-9,0	(Coated)
2.4 MJT 20v Eng.936B000 (136kW)	1/06-06-06	F	F		22-0288-0		Bre	Th 16,0		
			R		22-0113-0		Gir	Th 16,5		
		R	F		23-0506C				Ø 310,0 Th 28,0-26,0	Vent., (Coated)
			R		23-0410C				Ø 276,0 Th 10,0-9,0	(Coated)
2.5 V6 24v Eng.AR34201 (140kW)	9/98-10/00-98-00	F	F		22-0288-0		Bre	Th 16,0		
			R		22-0113-0		Gir	Th 16,5		
		R	F		23-0506C				Ø 310,0 Th 28,0-26,0	Vent., (Coated)
			R		23-0410C				Ø 276,0 Th 10,0-9,0	(Coated)
2.5 V6 24v Eng.AR36201 (138kW)	10/00-00-00	F	F		22-0288-0		Bre	Th 16,0		
			R		22-0113-0		Gir	Th 16,5		
		R	F		23-0506C				Ø 310,0 Th 28,0-26,0	Vent., (Coated)
			R		23-0410C				Ø 276,0 Th 10,0-9,0	(Coated)
3.0 V6 24v Eng.AR34301 (166kW)	9/98-10/00-98-00	F	F		22-0288-0		Bre	Th 16,0		
			R		22-0113-0		Gir	Th 16,5		
		R	F		23-0506C				Ø 310,0 Th 28,0-26,0	Vent., (Coated)
			R		23-0410C				Ø 276,0 Th 10,0-9,0	(Coated)
3.0 V6 24v Eng.AR36101 (162kW)	10/00-00-00	F	F		22-0288-0		Bre	Th 16,0		
			R		22-0113-0		Gir	Th 16,5		
		R	F		23-0506C				Ø 310,0 Th 28,0-26,0	Vent., (Coated)
			R		23-0410C				Ø 276,0 Th 10,0-9,0	(Coated)
3.2 V6 24v Eng.936A6.000 (176kW)	10/03-03-03	F	F		22-0288-0		Bre	Th 16,0		
			R		22-0113-0		Gir	Th 16,5		
		R	F		23-0506C				Ø 310,0 Th 28,0-26,0	Vent., (Coated)
			R		23-0410C				Ø 276,0 Th 10,0-9,0	(Coated)
<b>1750-2000 3/68-12/83</b>										
1750 Eng.AR00548 (83kW)	3/68-10/72	F	F		22-0078-1		Ate	Th 15,0		
			R		22-0002-1		Ate	Th 15,0		
		R		53-0011	53-0011K	Ate	160,0x25	Hand Brake		
2000 Eng.AR10520 (97kW)	10/71-12/83	F	F		22-0078-1		Ate	Th 15,0		
			R		22-0002-1		Ate	Th 15,0		
		R		53-0011	53-0011K	Ate	160,0x25	Hand Brake		
<b>33 I (905,A), Sportwagon 5/83-12/89</b>										
1.2 (Exc. SW) Eng.AR30585 (50kW)	6/83-12/89	F	F		22-0040-0		Ate	Th 15,0		
			R		22-0104-0		Bdx	Th 15,0		
		R	F		23-0106				Ø 239,0 Th 12,6-9,0	
			R		53-0340	53-0340K	Bdx	228,6x42	Hand Brake	
		R	F		53-0475		Luc	228,6x42	Hand Brake	
			R		53-0002	53-0002Y	Bdx	203,2x39	Hand Brake	
R		18-0033				Ø 228,0	Exc. SW			




		Spare Parts	F/R	L/R	METELLI ref.	METELLI ref. w/KIT		DIMENSIONS mm.	NOTE	
1.2 (Exc. SW) Eng.AR30585 (50kW)	83-3/88		R		51-0032		Bdx	Ø 17,46 228,0x42	RAD	
	9/86-89		R		51-0033		Bdx	Ø 17,46 203,0x39	RAI	
1.3 (Exc. SW) (58kW)	-85		F		22-0040-0		Ate	Th 15,0		
	-85		F		22-0104-0		Bdx	Th 15,0		
	85-90		F		22-0040-1		Ate	Th 15,0		
	85-90		F		22-0104-1		Bdx	Th 15,0		
	83-89		F		23-0106			Ø 239,0 Th 12,6-9,0		
	83-86		R		53-0340	53-0340K	Bdx	228,6x42	Hand Brake	
	83-86		R		53-0475		Luc	228,6x42	Hand Brake	
	86-	R		53-0002	53-0002Y	Bdx	203,2x39	Hand Brake		
	5/83-3/88		R		18-0033			Ø 228,0	Exc. SW	
	83-3/88		R		51-0032		Bdx	Ø 17,46 228,0x42	RAD	
	9/86-89		R		51-0033		Bdx	Ø 17,46 203,0x39	RAI	
1.3 (Exc. SW) Eng.AR30168/ AR30587 (63kW)	-85		F		22-0040-0		Ate	Th 15,0		
	-85		F		22-0104-0		Bdx	Th 15,0		
	85-90		F		22-0040-1		Ate	Th 15,0		
	85-90		F		22-0104-1		Bdx	Th 15,0		
	84-89		F		23-0106			Ø 239,0 Th 12,6-9,0		
	84-86		R		53-0340	53-0340K	Bdx	228,6x42	Hand Brake	
	84-86		R		53-0475		Luc	228,6x42	Hand Brake	
	86-	R		53-0002	53-0002Y	Bdx	203,2x39	Hand Brake		
	84-3/88		R		18-0033			Ø 228,0	Exc. SW	
	84-3/88		R		51-0032		Bdx	Ø 17,46 228,0x42	RAD	
	9/86-89		R		51-0033		Bdx	Ø 17,46 203,0x39	RAI	
1.3 (Exc. SW) Eng.AR30502/ AR30586 (55kW)	-85		F		22-0040-0		Ate	Th 15,0		
	-85		F		22-0104-0		Bdx	Th 15,0		
	85-90		F		22-0040-1		Ate	Th 15,0		
	85-90		F		22-0104-1		Bdx	Th 15,0		
	83-89		F		23-0106			Ø 239,0 Th 12,6-9,0		
	83-86		R		53-0340	53-0340K	Bdx	228,6x42	Hand Brake	
	83-86		R		53-0475		Luc	228,6x42	Hand Brake	
	86-	R		53-0002	53-0002Y	Bdx	203,2x39	Hand Brake		
	5/83-3/88		R		18-0033			Ø 228,0	Exc. SW	
	83-3/88		R		51-0032		Bdx	Ø 17,46 228,0x42	RAD	
	9/86-89		R		51-0033		Bdx	Ø 17,46 203,0x39	RAI	
1.3 i.e. Eng.AR30168 (66kW)	-85		F		22-0040-0		Ate	Th 15,0		
	-85		F		22-0104-0		Bdx	Th 15,0		
	85-90		F		22-0040-1		Ate	Th 15,0		
	85-90		F		22-0104-1		Bdx	Th 15,0		
	83-89		F		23-0106			Ø 239,0 Th 12,6-9,0		
	83-86		R		53-0340	53-0340K	Bdx	228,6x42	Hand Brake	
	83-86		R		53-0475		Luc	228,6x42	Hand Brake	
	86-	R		53-0002	53-0002Y	Bdx	203,2x39	Hand Brake		
	5/83-3/88		R		18-0033			Ø 228,0	Exc. SW	
	83-3/88		R		51-0032		Bdx	Ø 17,46 228,0x42	RAD	
	9/86-89		R		51-0033		Bdx	Ø 17,46 203,0x39	RAI	
1.5 Eng.AR30182 (70kW)	-85		F		22-0040-0		Ate	Th 15,0		
	-85		F		22-0104-0		Bdx	Th 15,0		
	85-90		F		22-0040-1		Ate	Th 15,0		
	85-90		F		22-0104-1		Bdx	Th 15,0		
	83-89		F		23-0106			Ø 239,0 Th 12,6-9,0		
	83-86		R		53-0340	53-0340K	Bdx	228,6x42	Hand Brake	
	83-86		R		53-0475		Luc	228,6x42	Hand Brake	
	86-	R		53-0002	53-0002Y	Bdx	203,2x39	Hand Brake		
	83-89		R		18-0033			Ø 228,0	Exc. SW	
	1.5 4x4 Eng.AR30514 (70kW)	84-86		R		53-0340	53-0340K	Bdx	228,6x42	Hand Brake
		84-86		R		53-0475		Luc	228,6x42	Hand Brake
86-		R			53-0002	53-0002Y	Bdx	203,2x39	Hand Brake	
1.5, 4WD Eng.AR30143/ AR30504 (62kW)	-85		F		22-0040-0		Ate	Th 15,0		
	-85		F		22-0104-0		Bdx	Th 15,0		
	85-		F		22-0040-1		Ate	Th 15,0		
	85-		F		22-0104-1		Bdx	Th 15,0		
	83-85		F		23-0106			Ø 239,0 Th 12,6-9,0		
	83-85		R		53-0340	53-0340K	Bdx	228,6x42	Hand Brake	
	83-85		R		53-0475		Luc	228,6x42	Hand Brake	
	5/83-8/84		R		18-0033			Ø 228,0	Exc. SW	
	83-85		R		51-0032		Bdx	Ø 17,46 228,0x42	RAD	


































		Spare Parts	F/R	L/R	METELLI ref.	METELLI ref. w/KIT		DIMENSIONS mm.	NOTE
1.5, 4WD Eng.AR30520 (66kW)	-85		F		22-0040-0		Ate	Th 15,0	
			F		22-0104-0		Bdx	Th 15,0	
			F		22-0040-1		Ate	Th 15,0	
			F		22-0104-1		Bdx	Th 15,0	
	9/84-86		F		23-0106			Ø 239,0 Th 12,6-9,0	
	83-86		R		53-0340	53-0340K	Bdx	228,6x42	Hand Brake
	83-86		R		53-0475		Luc	228,6x42	Hand Brake
	9/84-86		R		18-0033			Ø 228,0	Exc. SW
	83-86		R		51-0032		Bdx	Ø 17,46 228,0x42	RAD
1.5, 4x4 Eng.AR30588 (75kW)	86-90		F		22-0040-1		Ate	Th 15,0	
			F		22-0104-1		Bdx	Th 15,0	
	86-89		F		23-0106			Ø 239,0 Th 12,6-9,0	
	86-		R		53-0002	53-0002Y	Bdx	203,2x39	Hand Brake
	86-89		R		18-0033			Ø 228,0	Exc. SW
	9/86-89		R		51-0033		Bdx	Ø 17,46 203,0x39	RAI
1.5, QV, 4WD Eng.AR30146/ AR30508/ AR30588 (77kW)	-85		F		22-0040-0		Ate	Th 15,0	
			F		22-0104-0		Bdx	Th 15,0	
			F		22-0040-1		Ate	Th 15,0	
			F		22-0104-1		Bdx	Th 15,0	
	85-90		F		23-0106			Ø 239,0 Th 12,6-9,0	
	84-86		R		53-0340	53-0340K	Bdx	228,6x42	Hand Brake
	84-86		R		53-0475		Luc	228,6x42	Hand Brake
	86-		R		53-0002	53-0002Y	Bdx	203,2x39	Hand Brake
	84-88		R		51-0056		Bdx	Ø 19,05 228,0x40	RAD
1.7 Eng.AR30550 (84-87kW)	3/88-12/89		F		22-0065-0		Ate	Th 16,5	
			R		22-0064-0		Gir	Th 14,5	+ABS
	88-89		F		23-0202			Ø 239,0 Th 22,0-20,2	Vent., +ABS
	3/88-12/89		R		53-0002	53-0002Y	Bdx	203,2x39	Quadrifoglio, Hand Brake
			R		53-0001		Bdx	203,2x39	
	88-89		R		51-0056		Bdx	Ø 19,05 228,0x40	RAD
1.7 (Exc. SW) (95kW)	1/86-12/89		F		22-0065-0		Ate	Th 16,5	
			R		22-0064-0		Gir	Th 14,5	+ABS
	87-89		F		23-0202			Ø 239,0 Th 22,0-20,2	Vent., +ABS
	1/86-12/89		R		53-0002	53-0002Y	Bdx	203,2x39	Quadrifoglio, Hand Brake
			R		53-0001		Bdx	203,2x39	
86-		R		53-0001		Bdx	203,2x39		
1.7 i.e., 4WD Eng.AR30558 (77kW)	9/88-12/89		F		22-0065-0		Ate	Th 16,5	
			R		22-0064-0		Gir	Th 14,5	+ABS
	88-89		F		23-0202			Ø 239,0 Th 22,0-20,2	Vent., +ABS
	88-		R		53-0001		Bdx	203,2x39	
	9/88-12/89		R		53-0002	53-0002Y	Bdx	203,2x39	Quadrifoglio, Hand Brake
	9/88-12/89		R		53-0340	53-0340K	Bdx	228,6x42	4WD, Hand Brake
	88-89		R		51-0033		Bdx	Ø 17,46 203,0x39	RAI
1.8 TD Eng.VM392HT (53kW)	1/87-12/90		R		53-0002	53-0002Y	Bdx	203,2x39	Hand Brake
			R		53-0001		Bdx	203,2x39	Sweden/Switzerland
1.8 TD Eng.VM82A (54kW)	1/86-6/90		F		22-0040-1		Ate	Th 15,0	
			F		22-0104-1		Bdx	Th 15,0	
	87-89		F		23-0106			Ø 239,0 Th 12,6-9,0	
	1/86-6/90		R		53-0002	53-0002Y	Bdx	203,2x39	Hand Brake
			R		53-0001		Bdx	203,2x39	Sweden/Switzerland
	86-90		R		51-0033		Bdx	Ø 17,46 203,0x39	RAI
1.8 TD Eng.VM82A (62kW)	1/86-6/86		F		22-0040-1		Ate	Th 15,0	
			F		22-0104-1		Bdx	Th 15,0	
	1/86-6/86		F		23-0106			Ø 239,0 Th 12,6-9,0	
	1/86-6/86		R		53-0002	53-0002Y	Bdx	203,2x39	Hand Brake
			R		53-0001		Bdx	203,2x39	Sweden/Switzerland
	1/86-6/86		R		51-0033		Bdx	Ø 17,46 203,0x39	RAI
	<b>33 II (907A,B), Sportwagon 1/90-9/94</b>								
1.4 (58kW)	6/91-9/94		F		22-0065-1		Ate	Th 16,5	
			F		22-0076-0		Gir	Th 17,0	
	91-94		F		23-0106			Ø 239,0 Th 12,6-9,0	
	91-94		R		53-0002	53-0002Y	Bdx	203,2x39	Hand Brake
			R		51-0033		Bdx	Ø 17,46 203,0x39	RAI
1.4 i.e., 4WD Eng.AR30587/ AR30753/ AR30755 (66kW)	6/91-9/94		F		22-0065-1		Ate	Th 16,5	
			F		22-0076-0		Gir	Th 17,0	
	91-94		F		23-0106			Ø 239,0 Th 12,6-9,0	
	91-94		R		53-0002	53-0002Y	Bdx	203,2x39	Hand Brake
			R		51-0033		Bdx	Ø 17,46 203,0x39	RAI










































		Spare Parts	F/R	L/R	METELLI ref.	METELLI ref. w/KIT		DIMENSIONS mm.	NOTE
1.4 ie Eng.AR30753/AR30755 (65kW)	91-94		R		53-0002	53-0002Y	Bdx	203,2x39	Hand Brake
1.5 Eng.AR30146 (77kW)	1/90-4/93		F		22-0065-1		Ate	Th 16,5	
	1/90-4/93		F		22-0076-0		Gir	Th 17,0	
	90-93		R		23-0232			Ø 240,5 Th 10,9-9,2	+ABS
	1/90-4/93		R		53-0002	53-0002Y	Bdx	203,2x39	Hand Brake
	90-93		R		51-0033		Bdx	Ø 17,46 203,0x39	RAI
1.5 i.e Eng.AR30751 (71kW)	1/90-9/94		F		22-0065-1		Ate	Th 16,5	
	1/90-9/94		F		22-0076-0		Gir	Th 17,0	
	90-94		R		23-0232			Ø 240,5 Th 10,9-9,2	+ABS
	1/90-9/94		R		53-0002	53-0002Y	Bdx	203,2x39	Hand Brake
	90-94		R		51-0033		Bdx	Ø 17,46 203,0x39	RAI
1.5 i.e. Eng.AR30750 (74kW)	7/90-8/91		F		22-0065-1		Ate	Th 16,5	
	7/90-8/91		F		22-0076-0		Gir	Th 17,0	
	90-91		R		23-0232			Ø 240,5 Th 10,9-9,2	+ABS
	7/90-8/91		R		53-0002	53-0002Y	Bdx	203,2x39	Hand Brake
	90-91		R		51-0033		Bdx	Ø 17,46 203,0x39	RAI
1.7 16v, 4WD Eng.AR30746 (101kW)	1/90-9/94		F		22-0065-1		Ate	Th 16,5	
	1/90-9/94		F		22-0076-0		Gir	Th 17,0	
	1/90-9/94		R		22-0064-0		Gir	Th 14,5	
	90-94		F		23-0202			Ø 239,0 Th 22,0-20,2	Vent., +ABS
	90-94		R		23-0232			Ø 240,5 Th 10,9-9,2	+ABS
	1/90-9/94		R		53-0001		Bdx	203,2x39	
	1/90-9/94		R		53-0002	53-0002Y	Bdx	203,2x39	Quadrifoglio, Hand Brake
1.7 16v, 4WD Eng.AR30747 (95-97kW)	1/90-9/94		F		22-0065-1		Ate	Th 16,5	
	1/90-9/94		F		22-0076-0		Gir	Th 17,0	
	1/90-9/94		R		22-0064-0		Gir	Th 14,5	
	90-94		F		23-0202			Ø 239,0 Th 22,0-20,2	Vent., +ABS
	90-94		R		23-0232			Ø 240,5 Th 10,9-9,2	+ABS
	1/90-9/94		R		53-0001		Bdx	203,2x39	
	1/90-9/94		R		53-0002	53-0002Y	Bdx	203,2x39	Quadrifoglio, Hand Brake
1.7 i.e., 4WD Eng.AR30736/ AR30737 (77-79kW)	1/90-3/94		F		22-0065-1		Ate	Th 16,5	
	1/90-3/94		F		22-0076-0		Gir	Th 17,0	
	1/90-3/94		R		22-0064-0		Gir	Th 14,5	
	90-94		F		23-0202			Ø 239,0 Th 22,0-20,2	Vent., +ABS
	90-94		R		23-0232			Ø 240,5 Th 10,9-9,2	+ABS
	1/90-3/94		R		53-0001		Bdx	203,2x39	
	1/90-3/94		R		53-0002	53-0002Y	Bdx	203,2x39	Quadrifoglio, Hand Brake
1.8 TD (Exc. SW) Eng.VM96A (62kW)	90-94		R		51-0033		Bdx	Ø 17,46 203,0x39	RAI
	7/90-9/94		F		22-0040-2		Ate	Th 15,0	
	90-94		F		23-0106			Ø 239,0 Th 12,6-9,0	
	90-94		R		23-0232			Ø 240,5 Th 10,9-9,2	+ABS
	7/90-9/94		R		53-0002	53-0002Y	Bdx	203,2x39	Hand Brake
7/90-9/94		R		53-0001		Bdx	203,2x39	Sweden/Switzerland	
90-94		R		51-0033		Bdx	Ø 17,46 203,0x39	RAI	
<b>75 (162B) 1/85-9/92</b>									
1.6 Eng.AR61101/ AR61102 (81kW)	-90		F		22-0003-1		Ate	Th 15,0	
	90-		F		22-0003-3		Ate	Th 15,0	
	-90		R		22-0009-1		Ate	Th 15,0	
	90-		R		22-0009-2		Ate	Th 15,0	
	85-92		R		23-0011			Ø 249,5 Th 10,0-8,0	
1.6, Kat Eng.AR06100 (81kW)	-90		F		22-0003-1		Ate	Th 15,0	
	90-		F		22-0003-3		Ate	Th 15,0	
	-90		R		22-0009-1		Ate	Th 15,0	
	90-		R		22-0009-2		Ate	Th 15,0	
	85-92		R		23-0011			Ø 249,5 Th 10,0-8,0	
1.8 Eng.AR06168 (88kW)	-90		F		22-0003-1		Ate	Th 15,0	
	90-		F		22-0003-3		Ate	Th 15,0	
	-90		R		22-0009-1		Ate	Th 15,0	
	90-		R		22-0009-2		Ate	Th 15,0	
	88-92		R		23-0011			Ø 249,5 Th 10,0-8,0	
1.8 Eng.AR06202 (85kW)	9/85-6/89		F		22-0003-1		Ate	Th 15,0	
	9/85-6/89		R		22-0009-1		Ate	Th 15,0	
	85-89		R		23-0011			Ø 249,5 Th 10,0-8,0	
1.8 Eng.AR61201 (90kW)	-90		F		22-0003-1		Ate	Th 15,0	
	90-		F		22-0003-3		Ate	Th 15,0	















































		Spare Parts	F/R	L/R	METELLI ref.	METELLI ref. w/KIT		DIMENSIONS mm.	NOTE
1.8 Eng.AR61201 (90kW)	-90		R		22-0009-1		Ate	Th 15,0	
	90-		R		22-0009-2		Ate	Th 15,0	
	89-92		R		23-0011			Ø 249,5 Th 10,0-8,0	
1.8 T. Eng.AR06134 (110kW)	-90		F		22-0013-0		Bre	Th 16,5	
	90-		F		22-0013-2		Bre	Th 16,5	
	-90		R		22-0009-1		Ate	Th 15,0	
	90-		R		22-0009-2		Ate	Th 15,0	
	86-92		F		23-0158			Ø 268,5 Th 22,0-20,0	Vent.
	86-92		R		23-0159			Ø 250,0 Th 10,0-8,0	
1.8 T. i.e. Eng.AR06158 (114kW)	-90		F		22-0013-0		Bre	Th 16,5	
	90-		F		22-0013-2		Bre	Th 16,5	
	-90		R		22-0009-1		Ate	Th 15,0	
	90-		R		22-0009-2		Ate	Th 15,0	
	86-90		F		23-0158			Ø 268,5 Th 22,0-20,0	Vent.
	86-90		R		23-0159			Ø 250,0 Th 10,0-8,0	
2.0 Eng.AR06212 (94kW)	5/85-10/88		R		22-0009-1		Ate	Th 15,0	
	85-88		F		23-0081			Ø 260,5 Th 12,5-9,0	
	85-88		R		23-0011			Ø 249,5 Th 10,0-8,0	
2.0 T.S, Kat Eng.AR06166/ AR06224 (107-109kW)	-90		F		22-0013-0		Bre	Th 16,5	
	90-		F		22-0013-2		Bre	Th 16,5	
	-90		R		22-0009-1		Ate	Th 15,0	
	90-		R		22-0009-2		Ate	Th 15,0	
	86-92		F		23-0158			Ø 268,5 Th 22,0-20,0	Vent.
	86-92		R		23-0159			Ø 250,0 Th 10,0-8,0	
2.0 TD Eng.VM80A (70kW)	-90		R		22-0009-1		Ate	Th 15,0	
	90-		R		22-0009-2		Ate	Th 15,0	
	11/88-92		F		23-0158			Ø 268,5 Th 22,0-20,0	Vent., +ABS
	85-10/88		F		23-0081			Ø 260,5 Th 12,5-9,0	
2.0 TD Eng.VMHR488HT (60-70kW)	85-92		R		23-0011			Ø 249,5 Th 10,0-8,0	+ABS
2.0 TD Eng.VM80A (70kW)	-90		R		22-0009-1		Ate	Th 15,0	
	90-		R		22-0009-2		Ate	Th 15,0	
2.4 TD Eng.VM492HT (81kW)	-90		R		22-0009-1		Ate	Th 15,0	
	90-		R		22-0009-2		Ate	Th 15,0	
2.4 TD Eng.VM81A (82kW)	-90		R		22-0009-1		Ate	Th 15,0	
	90-		R		22-0009-2		Ate	Th 15,0	
	89-92		F		23-0160			Ø 261,0 Th 12,6-9,0	
	89-92		R		23-0159			Ø 250,0 Th 10,0-8,0	
2.5 V6 Eng.AR01646/ AR01911 (115kW)	5/85-8/86		R		22-0009-1		Ate	Th 15,0	
	85-86		F		23-0158			Ø 268,5 Th 22,0-20,0	Vent.
	85-86		R		23-0159			Ø 250,0 Th 10,0-8,0	
2.5 V6 Kat Eng.AR01648 (113kW)	9/86-4/89		R		22-0009-1		Ate	Th 15,0	
	86-89		F		23-0158			Ø 268,5 Th 22,0-20,0	Vent.
	86-89		R		23-0159			Ø 250,0 Th 10,0-8,0	
3.0 V6 Eng.AR61503 (141kW)	-90		R		22-0009-1		Ate	Th 15,0	
	90-		R		22-0009-2		Ate	Th 15,0	
	90-92		F		23-0158			Ø 268,5 Th 22,0-20,0	Vent.
	90-92		R		23-0159			Ø 250,0 Th 10,0-8,0	
3.0 V6, Kat Eng.AR06120/ AR06124 (136kW)	-90		R		22-0009-1		Ate	Th 15,0	
	90-		R		22-0009-2		Ate	Th 15,0	
	87-92		F		23-0158			Ø 268,5 Th 22,0-20,0	Vent.
	87-92		R		23-0159			Ø 250,0 Th 10,0-8,0	
<b>90 (162) 10/84-7/87</b>									
1.8 Eng.AR06168 (88kW)	10/84-7/87		R		22-0009-1		Ate	Th 15,0	
	84-87		F		23-0081			Ø 260,5 Th 12,5-9,0	
	84-87		R		23-0011			Ø 249,5 Th 10,0-8,0	
1.8 Eng.AR06202 (85kW)	10/84-7/87		R		22-0009-1		Ate	Th 15,0	
	84-87		F		23-0081			Ø 260,5 Th 12,5-9,0	
	84-87		R		23-0011			Ø 249,5 Th 10,0-8,0	
2.0 i.e. Eng.AR01713/ AR06212 (94kW)	10/84-7/87		R		22-0009-1		Ate	Th 15,0	
	84-87		F		23-0081			Ø 260,5 Th 12,5-9,0	
	84-87		R		23-0011			Ø 249,5 Th 10,0-8,0	
2.0 i.e. Eng.AR06210 (97kW)	10/84-7/87		R		22-0009-1		Ate	Th 15,0	
	84-87		F		23-0081			Ø 260,5 Th 12,5-9,0	
	84-87		R		23-0011			Ø 249,5 Th 10,0-8,0	
2.4 TD Eng.VM81A (81kW)	10/84-7/87		R		22-0009-1		Ate	Th 15,0	
	84-87		F		23-0160			Ø 261,0 Th 12,6-9,0	
	84-87		R		23-0159			Ø 250,0 Th 10,0-8,0	
































		Spare Parts	F/R	L/R	METELLI ref.	METELLI ref. w/KIT		DIMENSIONS mm.	NOTE
2.5 i.e. V6 Eng.AR01646/ AR01911 (115kW)	10/84-7/87	F	F		22-0013-0		Bre	Th 16,5	
			R		22-0009-1		Ate	Th 15,0	
	10/84-7/87	F	F		23-0158			Ø 268,5 Th 22,0-20,0	Vent.
			R		23-0159			Ø 250,0 Th 10,0-8,0	
<b>Alfasud (901) 6/72-12/84</b>									
1.2 Eng.AR30102S (44kW)	3/80-9/84	F	F		22-0008-0		Ate	Th 15,0	
			F		23-0012			Ø 258,0 Th 10,0-8,8	
			F		23-0325			Ø 258,0 Th 10,0-8,8	
1.2 Eng.AR30104 (50kW)	11/73-9/84	F	F		22-0008-0		Ate	Th 15,0	
			F		23-0012			Ø 258,0 Th 10,0-8,8	
			F		23-0325			Ø 258,0 Th 10,0-8,8	
1.2, Giardinetta Eng.AR30102 (46kW)	6/72-9/84	F	F		22-0008-0		Ate	Th 15,0	
			F		23-0012			Ø 258,0 Th 10,0-8,8	
			F		23-0325			Ø 258,0 Th 10,0-8,8	
1.3 Eng.AR30164 (55kW)	9/77-9/84	F	F		22-0008-0		Ate	Th 15,0	
			F		23-0012			Ø 258,0 Th 10,0-8,8	
			F		23-0325			Ø 258,0 Th 10,0-8,8	
1.3 Eng.AR30168 (63kW)	3/80-12/84	F	F		22-0008-0		Ate	Th 15,0	
			F		23-0012			Ø 258,0 Th 10,0-8,8	
			F		23-0325			Ø 258,0 Th 10,0-8,8	
1.3 Eng.AR30184 (55kW)	9/77-9/84	F	F		22-0008-0		Ate	Th 15,0	
			F		23-0012			Ø 258,0 Th 10,0-8,8	
			F		23-0325			Ø 258,0 Th 10,0-8,8	
1.3 Super, Giardinetta Eng.AR30160 (51kW)	1/79-9/84	F	F		22-0008-0		Ate	Th 15,0	
			F		23-0012			Ø 258,0 Th 10,0-8,8	
			F		23-0325			Ø 258,0 Th 10,0-8,8	
1.3, Giardinetta Eng.AR30180 (50kW)	1/78-2/80	F	F		22-0008-0		Ate	Th 15,0	
			F		23-0012			Ø 258,0 Th 10,0-8,8	
			F		23-0325			Ø 258,0 Th 10,0-8,8	
1.5 Eng.AR30124 (61kW)	1/79-9/84	F	F		22-0008-0		Ate	Th 15,0	
			F		23-0012			Ø 258,0 Th 10,0-8,8	
			F		23-0325			Ø 258,0 Th 10,0-8,8	
1.5 Eng.AR30128 (70kW)	3/80-12/84	F	F		22-0008-0		Ate	Th 15,0	
			F		23-0012			Ø 258,0 Th 10,0-8,8	
			F		23-0325			Ø 258,0 Th 10,0-8,8	
1.5 Eng.AR30146 (77kW)	3/80-12/84	R	R		53-0340	53-0340K	Bdx	228,6x42	Hand Brake
			F		22-0008-0		Ate	Th 15,0	
			F		23-0012			Ø 258,0 Th 10,0-8,8	
1.5 Eng.AR30146 (77kW)	1/83-12/84	F	F		22-0008-0		Ate	Th 15,0	
			F		23-0012			Ø 258,0 Th 10,0-8,8	
			F		23-0325			Ø 258,0 Th 10,0-8,8	
1.5 Eng.AR30146 (77kW)	1/83-12/84	R	R		53-0340	53-0340K	Bdx	228,6x42	Hand Brake
			R		51-0032		Bdx	Ø 17,46 228,0x42	RAD
			R		51-0032		Bdx	Ø 17,46 228,0x42	RAD
<b>Alfasud Sprint (902.A) 9/76-12/89</b>									
1.3 Eng.AR30168 (63kW)	86-12/87	R	R		18-0033			Ø 228,0	
			R		51-0033		Bdx	Ø 17,46 203,0x39	RAI
1.3 Eng.AR30184 (55kW)	76-81	F	F		23-0106			Ø 239,0 Th 12,6-9,0	
			F		23-0325			Ø 258,0 Th 10,0-8,8	
1.5 Eng.AR30124 (61kW)	78-81	F	F		23-0325			Ø 258,0 Th 10,0-8,8	
1.5 Eng.AR30128 (70kW)	79-87	F	F		23-0325			Ø 258,0 Th 10,0-8,8	
			R		51-0032		Bdx	Ø 17,46 228,0x42	RAD
1.5 Eng.AR30146 (77kW)	83-87	F	F		23-0325			Ø 258,0 Th 10,0-8,8	
			R		51-0032		Bdx	Ø 17,46 228,0x42	RAD
1.5 Eng.AR30588 (75kW)	83-87	F	F		23-0325			Ø 258,0 Th 10,0-8,8	
			R		51-0032		Bdx	Ø 17,46 228,0x42	RAD
1.7 Eng.AR30550 (87kW)	87-89	F	F		23-0202			Ø 239,0 Th 22,0-20,2	Vent.
			R		53-0001		Bdx	203,2x39	
			R		53-0002	53-0002Y	Bdx	203,2x39	Quadrifoglio, Hand Brake
1.7 i.e., 4WD Eng.AR30558 (77kW)	87-89	F	F		23-0202			Ø 239,0 Th 22,0-20,2	Vent.
			R		53-0001		Bdx	203,2x39	
	10/87-12/89	R	R		53-0002	53-0002Y	Bdx	203,2x39	Quadrifoglio, Hand Brake
			R		51-0033		Bdx	Ø 17,46 203,0x39	RAI
<b>Alfetta (116) 1/74-1/86</b>									
1.6, GT Eng.AR01600 (79kW)	-83	F	F		22-0003-0		Ate	Th 15,0	
			F		22-0003-1		Ate	Th 15,0	
			R		22-0009-0		Ate	Th 15,0	
			R		22-0009-1		Ate	Th 15,0	
	75-84	F		23-0008			Ø 260,5 Th 11,0-9,0		




		Spare Parts	F/R	L/R	METELLI ref.	METELLI ref. w/KIT		DIMENSIONS mm.	NOTE
1.6, GT Eng.AR01600 (79kW)	75-78		R		23-0009			Ø 250,0 Th 10,0-8,0	
	79-84		R		23-0011			Ø 249,5 Th 10,0-8,0	
	1/75-12/84		R		53-0011	53-0011K	Ate	160,0x25	Hand Brake
1.8 Eng.AR01678 (90kW)	-83		F		22-0003-0		Ate	Th 15,0	
	83-		F		22-0003-1		Ate	Th 15,0	
	-83		R		22-0009-0		Ate	Th 15,0	
	83-		R		22-0009-1		Ate	Th 15,0	
	79-84		F		23-0008			Ø 260,5 Th 11,0-9,0	
	79-84		R		23-0011			Ø 249,5 Th 10,0-8,0	
	79-84		R		23-0009			Ø 250,0 Th 10,0-8,0	
	10/79-12/84			R		53-0011	53-0011K	Ate	160,0x25
	1.8, GT Eng.AR01608 (90kW)	-83		F		22-0003-0		Ate	Th 15,0
83-		F			22-0003-1		Ate	Th 15,0	
-83		R			22-0009-0		Ate	Th 15,0	
83-		R			22-0009-1		Ate	Th 15,0	
74-84			F		23-0008			Ø 260,5 Th 11,0-9,0	
74-78			R		23-0009			Ø 250,0 Th 10,0-8,0	
79-84			R		23-0011			Ø 249,5 Th 10,0-8,0	
1/74-12/84				R		53-0011	53-0011K	Ate	160,0x25
1.8, GT Eng.AR01608X (85kW)		7/74-12/77		F		22-0003-0		Ate	Th 15,0
	7/74-12/77	R			22-0009-0		Ate	Th 15,0	
	74-77		F		23-0008			Ø 260,5 Th 11,0-9,0	
	74-77		R		23-0011			Ø 249,5 Th 10,0-8,0	
	74-77		R		23-0009			Ø 250,0 Th 10,0-8,0	
	7/74-12/77		R		53-0011	53-0011K	Ate	160,0x25	Hand Brake
2.0 Eng.AR11655/ AR58484 (96kW)	1/77-12/80		F		22-0003-0		Ate	Th 15,0	
	1/77-12/80		R		22-0009-0		Ate	Th 15,0	
	77-80		F		23-0008			Ø 260,5 Th 11,0-9,0	
	77-78		R		23-0009			Ø 250,0 Th 10,0-8,0	
	79-80		R		23-0011			Ø 249,5 Th 10,0-8,0	
	1/77-12/80		R		53-0011	53-0011K	Ate	160,0x25	Hand Brake
2.0 TD Eng.VM4HT2 (60kW)	10/79-3/83		F		22-0003-1		Ate	Th 15,0	
	10/79-3/83		R		22-0009-1		Ate	Th 15,0	
	79-83		F		23-0081			Ø 260,5 Th 12,5-9,0	
	79-83		R		23-0011			Ø 249,5 Th 10,0-8,0	
	10/79-3/83		R		53-0011	53-0011K	Ate	160,0x25	Hand Brake
2.0 TD Eng.VMHR488HT (70kW)	1/84-		F		22-0003-1		Ate	Th 15,0	
	1/84-		R		22-0009-1		Ate	Th 15,0	
	1/84-1/86		R		53-0011	53-0011K	Ate	160,0x25	Hand Brake
2.0, GT Eng.AR01623 (89kW)	-83		F		22-0003-0		Ate	Th 15,0	
	83-		F		22-0003-1		Ate	Th 15,0	
	-83		R		22-0009-0		Ate	Th 15,0	
	83-		R		22-0009-1		Ate	Th 15,0	
	77-85		F		23-0008			Ø 260,5 Th 11,0-9,0	
	77-78		R		23-0009			Ø 250,0 Th 10,0-8,0	
	79-85		R		23-0011			Ø 249,5 Th 10,0-8,0	
	3/77-1/86			R		53-0011	53-0011K	Ate	160,0x25
	2.0, GT Eng.AR01713/ AR10520 (97kW)	-83		F		22-0003-0		Ate	Th 15,0
83-		F			22-0003-1		Ate	Th 15,0	
-83		R			22-0009-0		Ate	Th 15,0	
83-		R			22-0009-1		Ate	Th 15,0	
77-84			F		23-0008			Ø 260,5 Th 11,0-9,0	
77-78			R		23-0009			Ø 250,0 Th 10,0-8,0	
79-84			R		23-0011			Ø 249,5 Th 10,0-8,0	
6/77-12/84		R		53-0011	53-0011K	Ate	160,0x25	Hand Brake	
2.4 TD Eng.VM492HT (81kW)	84-		F		22-0003-1		Ate	Th 15,0	
	84-		R		22-0009-1		Ate	Th 15,0	
	1/84-1/86		R		53-0011	53-0011K	Ate	160,0x25	Hand Brake
2.4 TD Eng.VM4HT2.4 (70kW)	-83		F		22-0003-0		Ate	Th 15,0	
	83-		F		22-0003-1		Ate	Th 15,0	
	-83		R		22-0009-0		Ate	Th 15,0	
	83-		R		22-0009-1		Ate	Th 15,0	
	83-84		F		23-0081			Ø 260,5 Th 12,5-9,0	
	83-84		R		23-0011			Ø 249,5 Th 10,0-8,0	
	4/83-12/84			R		53-0011	53-0011K	Ate	160,0x25














			Spare Parts	F/R	L/R	METELLI ref.	METELLI ref. w/KIT		DIMENSIONS mm.	NOTE
<b>Arna (920) 3/83-12/86</b>										
1.2 Eng.AR30102 (46kW)	3/83-12/86		F			22-0040-0		Ate	Th 15,0	
			F			22-0104-0		Bdx	Th 15,0	
	83-86		F			23-0106			Ø 239,0 Th 12,6-9,0	
			R			53-0272		Sum	180,0x35	Hand Brake
1.2 Eng.AR30500 (50kW)	-12/86		F			22-0040-0		Ate	Th 15,0	
			F			22-0104-0		Bdx	Th 15,0	
	83-86		F			23-0106			Ø 239,0 Th 12,6-9,0	
			R			53-0272		Sum	180,0x35	Hand Brake
1.2 Eng.AR31000 (44kW)	-12/86		F			22-0040-0		Ate	Th 15,0	
			F			22-0104-0		Bdx	Th 15,0	
	83-86		F			23-0106			Ø 239,0 Th 12,6-9,0	
			R			53-0272		Sum	180,0x35	Hand Brake
1.3 (58kW)	-12/86		F			22-0040-0		Ate	Th 15,0	
			F			22-0104-0		Bdx	Th 15,0	
	83-86		F			23-0106			Ø 239,0 Th 12,6-9,0	
			R			53-0272		Sum	180,0x35	Hand Brake
1.3 TI Eng.AR30168/ AR31010 (63kW)	3/83-12/86		F			22-0040-0		Ate	Th 15,0	
			F			22-0104-0		Bdx	Th 15,0	
	83-86		F			23-0106			Ø 239,0 Th 12,6-9,0	
			R			53-0272		Sum	180,0x35	Hand Brake
1.5 Eng.AR30182 (70kW)	83-86		F			23-0106			Ø 239,0 Th 12,6-9,0	
	3/83-12/86		R			53-0272		Sum	180,0x35	Hand Brake
<b>Brera (177) 1/06-</b>										
2.2 JTS Eng.939A5.000 (136kW)	1/06-		F			22-0703-0		Ate	Th 20,0	
			R			22-0704-0		Gir	Th 17,5	
	06-		F			23-0861			Ø 305,0 Th 28,0-26,0	Vent.
			R			23-0862			Ø 278,0 Th 12,0-10,0	
2.4 JTD 20v Eng.939A3.000 (147kW)	1/06-		F			22-0288-0		Bre	Th 16,0	
			R			22-0704-0		Gir	Th 17,5	
	06-		F			23-0906			Ø 330,0 Th 28,0-26,0	Vent.
			R			23-0863			Ø 292,0 Th 22,0-20,0	Vent.
2.4 JTD 20v Eng.939A9.000 (154kW)	7/07-		F			22-0288-0		Bre	Th 16,0	
			R			22-0704-0		Gir	Th 17,5	
	07-		F			23-0906			Ø 330,0 Th 28,0-26,0	Vent.
			R			23-0863			Ø 292,0 Th 22,0-20,0	Vent.
3.2 JTS Q4 Eng.939A0.000 (191kW)	1/06-		F			22-0288-0		Bre	Th 16,0	
			R			22-0704-0		Gir	Th 17,5	
	06-3/06		F			23-0906			Ø 330,0 Th 28,0-26,0	Vent.
			R			23-0863			Ø 292,0 Th 22,0-20,0	Vent.
<b>Giulia 6/64-12/78</b>										
1.3 Eng.101.100 (54-57kW)	1/64-12/67		F			22-0003-0		Ate	Th 15,0	
	1/64-12/67		R			22-0002-1		Ate	Th 15,0	
	1/64-12/67		R			53-0011	53-0011K	Ate	160,0x25	Hand Brake
1.3 Eng.AR00530 (64kW)	1/74-12/78		F			22-0003-0		Ate	Th 15,0	
			R			22-0002-1		Ate	Th 15,0	
	1/74-12/78		R			53-0011	53-0011K	Ate	160,0x25	Hand Brake
1.3 TI (62kW)	4/69-7/75		F			22-0003-0		Ate	Th 15,0	
			R			22-0002-1		Ate	Th 15,0	
	4/69-7/75		R			53-0011	53-0011K	Ate	160,0x25	Hand Brake
1.3 Ti Eng.101.10531 (48-49kW)	1/68-12/77		F			22-0003-0		Ate	Th 15,0	
			R			22-0002-1		Ate	Th 15,0	
	1/68-12/77		R			53-0011	53-0011K	Ate	160,0x25	Hand Brake
1.6 Eng.AR00526 (76kW)	1/74-12/78		F			22-0003-0		Ate	Th 15,0	
			R			22-0002-1		Ate	Th 15,0	
	1/74-12/78		R			53-0011	53-0011K	Ate	160,0x25	Hand Brake
1.6 Super (71kW)	6/64-8/69		F			22-0003-0		Ate	Th 15,0	
			R			22-0002-1		Ate	Th 15,0	
	6/64-8/69		R			53-0011	53-0011K	Ate	160,0x25	Hand Brake
<b>Giulietta (116) 10/77-12/85</b>										
1.3 Eng.AR01644 (66kW)	-83		F			22-0003-0		Ate	Th 15,0	
			R			22-0009-0		Ate	Th 15,0	
	10/77-6/83		R			23-0011			Ø 249,5 Th 10,0-8,0	
			R			53-0011	53-0011K	Ate	160,0x25	Hand Brake
1.6 Eng.AR01600 (79kW)	-83		F			22-0003-0		Ate	Th 15,0	
	83-		F			22-0003-1		Ate	Th 15,0	
	-83		R			22-0009-0		Ate	Th 15,0	

		Spare Parts	F/R	L/R	METELLI ref.	METELLI ref. w/KIT		DIMENSIONS mm.	NOTE
1.6 Eng.AR01600 (79kW)	83-		R		22-0009-1		Ate	Th 15,0	
	77-85		R		23-0011			Ø 249,5 Th 10,0-8,0	
	10/77-4/85		R		53-0011	53-0011K	Ate	160,0x25	Hand Brake
1.8 Eng.AR01678 (90kW)	-83		F		22-0003-0		Ate	Th 15,0	
	83-		F		22-0003-1		Ate	Th 15,0	
	-83		R		22-0009-0		Ate	Th 15,0	
	83-		R		22-0009-1		Ate	Th 15,0	
	79-85		R		23-0011			Ø 249,5 Th 10,0-8,0	
	4/79-4/85		R		53-0011	53-0011K	Ate	160,0x25	Hand Brake
1.8 T. Eng.AR01354 (110kW)	1/84-12/85		F		22-0003-1		Ate	Th 15,0	
	1/84-12/85		R		22-0009-1		Ate	Th 15,0	
	1/84-12/85		R		53-0011	53-0011K	Ate	160,0x25	Hand Brake
2.0 Eng.AR01655/ AR11671 (96kW)	-83		F		22-0003-0		Ate	Th 15,0	
	83-		F		22-0003-1		Ate	Th 15,0	
	-83		R		22-0009-0		Ate	Th 15,0	
	83-		R		22-0009-1		Ate	Th 15,0	
	80-85		F		23-0081			Ø 260,5 Th 12,5-9,0	
	80-85		R		23-0011			Ø 249,5 Th 10,0-8,0	
	6/80-4/85		R		53-0011	53-0011K	Ate	160,0x25	Hand Brake
2.0 T. Eng.AR01699 (125kW)	7/83-6/84		F		22-0003-1		Ate	Th 15,0	
	7/83-6/84		R		22-0009-1		Ate	Th 15,0	
	7/83-6/84		R		53-0011	53-0011K	Ate	160,0x25	Hand Brake
2.0 TD Eng.VM4HT (61kW)	83-85		R		23-0011			Ø 249,5 Th 10,0-8,0	
	1/83-12/85		R		53-0011	53-0011K	Ate	160,0x25	Hand Brake
2.0 TD Eng.VMHR488HT (70kW)	1/83-12/85		R		53-0011	53-0011K	Ate	160,0x25	Hand Brake
<b>GT (105-115) 3/63-12/77</b>									
1.7 Eng.AR10525 (80kW)	4/68-11/71		R		53-0011	53-0011K	Ate	160,0x25	Hand Brake
1750 Eng.AR00548 (83kW)	1/67-12/72		R		53-0011	53-0011K	Ate	160,0x25	Hand Brake
2.0 V Eng.AR10527 (96kW)	1/71-12/77		R		53-0011	53-0011K	Ate	160,0x25	Hand Brake
<b>GT (937) 11/03-</b>									
1.8 T.S. 16v Eng.AR32205 (103kW)	11/03-		F		22-0083-0		Ate	Th 19,0	
	11/03-		R		22-0324-1		Gir	Th 16,0	
	06-		F		23-0183			Ø 284,0 Th 22,0-20,2	Vent.
	06-		R		23-0698			Ø 276,0 Th 10,0-9,0	
1.9 JTD 16v Eng.937A5.000 (110kW)	11/03-		F		22-0083-0		Ate	Th 19,0	
	11/03-		R		22-0324-1		Gir	Th 16,0	
	11/03-		F		23-0183			Ø 284,0 Th 22,0-20,2	Vent.
	11/03-		R		23-0698			Ø 276,0 Th 10,0-9,0	
2.0 JTS Eng.937A1.000 (121kW)	11/03-		F		22-0083-0		Ate	Th 19,0	
	11/03-		R		22-0324-1		Gir	Th 16,0	
	11/03-		F		23-0183			Ø 284,0 Th 22,0-20,2	Vent.
	11/03-		R		23-0698			Ø 276,0 Th 10,0-9,0	
3.2 V6 24v Eng.936A6.000 (176kW)	11/03-		F		22-0288-4		Bre	Th 16,0	
	11/03-		R		22-0324-1		Gir	Th 16,0	
	11/03-		R		23-0698			Ø 276,0 Th 10,0-9,0	
<b>GTV (116) 1/78-2/87</b>									
2.0 Eng.AR01655/ AR06212 (94kW)	-83		F		22-0003-0		Ate	Th 15,0	
	83-		F		22-0003-1		Ate	Th 15,0	
	78-86		R		22-0009-1		Ate	Th 15,0	
	78-86		F		23-0008			Ø 260,5 Th 11,0-9,0	
	78-86		F		23-0081			Ø 260,5 Th 12,5-9,0	
	78-86		R		23-0011			Ø 249,5 Th 10,0-8,0	
	78-86		R		23-0009			Ø 250,0 Th 10,0-8,0	
	78-86		R		23-0009			Ø 250,0 Th 10,0-8,0	
2.0 Eng.AR11655/ AR58484 (96kW)	-83		F		22-0003-0		Ate	Th 15,0	
	83-		F		22-0003-1		Ate	Th 15,0	
	76-84		R		22-0009-1		Ate	Th 15,0	
	78-86		F		23-0008			Ø 260,5 Th 11,0-9,0	
	78-86		F		23-0081			Ø 260,5 Th 12,5-9,0	
	78-86		R		23-0011			Ø 249,5 Th 10,0-8,0	
2.0 T. Delta (111kW)	1/78-12/80		F		22-0003-0		Ate	Th 15,0	
	1/78-12/80		R		22-0009-1		Ate	Th 15,0	
	78-80		F		23-0008			Ø 260,5 Th 11,0-9,0	
	78-80		F		23-0081			Ø 260,5 Th 12,5-9,0	
	78-80		R		23-0011			Ø 249,5 Th 10,0-8,0	
	78-80		R		23-0009			Ø 250,0 Th 10,0-8,0	




















		Spare Parts	F/R	L/R	METELLI ref.	METELLI ref. w/KIT		DIMENSIONS mm.	NOTE
2.5 Eng.AR01646 (116kW)	80-87		F		23-0158			Ø 268,5 Th 22,0-20,0	Vent.
	80-87		R		23-0159			Ø 250,0 Th 10,0-8,0	
<b>GTV (916C) 6/95-</b>									
1.8 T.S. 16v Eng.AR32201 (106kW)	5/98-		F		22-0083-0		Ate	Th 19,0	
	5/98-		R		22-0299-0		Gir	Th 14,5	
	98-		F		23-0387			Ø 284,0 Th 22,0-20,2	Vent.
	98-		R		23-0388			Ø 240,5 Th 11,0-9,2	
2.0 JTS Eng.937A1.000 (121kW)	4/03-		F		22-0083-0		Ate	Th 19,0	
	4/03-		R		22-0299-0		Gir	Th 14,5	
	4/03-		F		23-0387			Ø 284,0 Th 22,0-20,2	Vent.
	4/03-		R		23-0388			Ø 240,5 Th 11,0-9,2	
2.0 T.S. 16v Eng.AR16201/ AR32310 (110kW)	-96		F		22-0072-1		Gir	Th 19,0	
	96-		F		22-0083-0		Ate	Th 19,0	
	-97		R		22-0064-0		Gir	Th 14,5	
	97-		R		22-0299-0		Gir	Th 14,5	
	6/95-		F		23-0387			Ø 284,0 Th 22,0-20,2	Vent.
	6/95-		R		23-0388			Ø 240,5 Th 11,0-9,2	
2.0 T.S. 16v Eng.AR32301 (114kW)	98-		F		22-0083-0		Ate	Th 19,0	
	98-		R		22-0299-0		Gir	Th 14,5	
	98-00		F		23-0387			Ø 284,0 Th 22,0-20,2	Vent.
	98-00		R		23-0388			Ø 240,5 Th 11,0-9,2	
2.0 V6 T. Eng.AR16202 (148kW)	-96		F		22-0072-1		Gir	Th 19,0	
	96-		F		22-0083-0		Ate	Th 19,0	
	-97		R		22-0064-0		Gir	Th 14,5	
	97-		R		22-0299-0		Gir	Th 14,5	
	6/95-		F		23-0183			Ø 284,0 Th 22,0-20,2	Vent.
	6/95-		R		23-0388			Ø 240,5 Th 11,0-9,2	
3.0 V6 24v Eng.AR16102 (162kW)	10/96-10/00		F		22-0251-0		Bre	Th 17,5	
	-97		R		22-0064-0		Gir	Th 14,5	
	97-		R		22-0299-0		Gir	Th 14,5	
3.0 V6 24v Eng.AR16105 (160kW)	10/00-		F		22-0251-0		Bre	Th 17,5	
	10/00-		R		22-0299-0		Gir	Th 14,5	
3.2 V6 24v Eng.936A6.000 (176kW)	4/03-		F		22-0251-0		Bre	Th 17,5	
	4/03-		R		22-0299-0		Gir	Th 14,5	
	03-		R		23-0388			Ø 240,5 Th 11,0-9,2	
<b>Mito 8/08-</b>									
1.3 JTDM 16V Eng.199A3.000 (66kW)	09-		F		22-0577-0		Bosch	Th 19,0	
	09-		R		22-0323-0		Bosch	Th 16,5	
	09-		F		23-0571			Ø 281,0 Th 26,0-24,2	Vent.
	09-		R		23-0987			Ø 251,0 Th 10,0-9,0	
1.4 Eng.199A6.000 (70kW)	08-		F		23-0407			Ø 257,0 Th 22,0-20,2	Vent., 16Inch Wheels
1.4 16v Eng.955A1.000 (58kW)	08-		F		22-0321-0		Bosch	Th 18,0	
	08-		R		22-0323-0		Bosch	Th 16,5	
	08-		F		23-0407			Ø 257,0 Th 22,0-20,2	Vent.
	08-		R		23-0987			Ø 251,0 Th 10,0-9,0	
1.4 T Eng.198A4.000 (88kW)	08-		F		22-0577-0		Bosch	Th 19,0	
	08-		R		22-0323-0		Bosch	Th 16,5	
	08-		F		23-0571			Ø 281,0 Th 26,0-24,2	Vent.
	09-		R		23-0987			Ø 251,0 Th 10,0-9,0	
1.4 T. 16v Eng.199A8.000 (114kW)	08-		F		22-0651-1		Bre	Th 15,0	
	08-		R		22-0323-0		Bosch	Th 16,5	
	08-		F		23-0571			Ø 281,0 Th 26,0-24,2	Vent.
	08-		F		23-0907			Ø 305,0 Th 28,0-26,0	Vent., Euro 5
1.6 JTDM 16V Eng.198A2.000 (88kW)	08-		F		22-0577-0		Bosch	Th 19,0	
	08-		R		22-0323-0		Bosch	Th 16,5	
	08-		F		23-0571			Ø 281,0 Th 26,0-24,2	Vent.
	08-		R		23-0987			Ø 251,0 Th 10,0-9,0	
<b>Montreal 12/72-3/79</b>									
2.6 Eng.AR10832 (143kW)	12/72-3/79		F		22-0078-1		Ate	Th 15,0	
	12/72-3/79		R		22-0002-1		Ate	Th 15,0	
	12/72-3/79		R		53-0011	53-0011K	Ate	160,0x25	Hand Brake
<b>Spider (105) 3/66-12/77</b>									
1.3 Eng.AR00530 (64kW)	1/68-12/77		F		22-0003-0		Ate	Th 15,0	
	1/68-12/77		R		22-0002-1		Ate	Th 15,0	


















		Spare Parts	F/R	L/R	METELLI ref.	METELLI ref. w/KIT		DIMENSIONS mm.	NOTE
1.6 Eng.AR00526/ AR00536/ AR01600 (80kW)	3/66-12/68	F	F		22-0003-0		Ate	Th 15,0	
	3/66-12/68		R		22-0002-1		Ate	Th 15,0	
	3/66-12/68	R			53-0011	53-0011K	Ate	160,0x25	Hand Brake
1.7 Eng.AR10525 (80kW)	4/68-11/71	R			53-0011	53-0011K	Ate	160,0x25	Hand Brake
1750 Eng.AR00548 (83kW)	1/67-12/71	F	F		22-0078-1		Ate	Th 15,0	
	1/67-12/71		R		22-0002-1		Ate	Th 15,0	
	1/67-12/71	R			53-0011	53-0011K	Ate	160,0x25	Hand Brake
2.0 Eng.AR00512 (96kW)	1/71-12/77	F	F		22-0078-1		Ate	Th 15,0	
	1/71-12/77		R		22-0002-1		Ate	Th 15,0	
	1/71-12/77	R			53-0011	53-0011K	Ate	160,0x25	Hand Brake
<b>Spider (115) 3/71-12/93</b>									
1.6 Eng.AR00526 (76kW)	-83	F	F		22-0003-0		Ate	Th 15,0	
	83-		R		22-0078-1		Ate	Th 15,0	
	3/76-12/90	R			22-0002-1		Ate	Th 15,0	
1.6 Eng.AR00536 (80kW)	3/71-12/79	F	F		22-0003-0		Ate	Th 15,0	
	3/71-12/79		R		22-0002-1		Ate	Th 15,0	
1.6 Eng.AR01563 (79kW)	-83	F	F		22-0003-0		Ate	Th 15,0	
	83-		R		22-0078-1		Ate	Th 15,0	
	1/90-12/93	R			22-0002-1		Ate	Th 15,0	
2.0 Eng.AR00515 (92kW)	8/86-12/90	F	F		22-0078-1		Ate	Th 15,0	
	8/86-12/90		R		22-0002-1		Ate	Th 15,0	
2.0 Eng.AR01544 (85kW)	8/86-12/90	F	F		22-0078-1		Ate	Th 15,0	
	8/86-12/90		R		22-0002-1		Ate	Th 15,0	
2.0 Eng.AR01588 (88kW)	1/90-12/93	F	F		22-0078-1		Ate	Th 15,0	
	1/90-12/93		R		22-0002-1		Ate	Th 15,0	
2.0 Veloce Eng.AR00515/ AR01590 (93kW)	1/77-12/93	F	F		22-0078-1		Ate	Th 15,0	
	1/77-12/93		R		22-0002-1		Ate	Th 15,0	
<b>Spider (916S) 6/95-6/06</b>									
1.8 T.S. 16v Eng.AR32201 (106kW)	5/98-	F	F		22-0083-0		Ate	Th 19,0	
	5/98-		R		22-0299-0		Gir	Th 14,5	
	98-	F	F		23-0387			Ø 284,0 Th 22,0-20,2	Vent.
	98-		R		23-0388			Ø 240,5 Th 11,0-9,2	
2.0 JTS Eng.937A1.000 (121kW)	4/03-	F	F		22-0083-0		Ate	Th 19,0	
	4/03-		R		22-0299-0		Gir	Th 14,5	
	4/03-	F	F		23-0387			Ø 284,0 Th 22,0-20,2	Vent.
	4/03-		R		23-0388			Ø 240,5 Th 11,0-9,2	
2.0 T.S. 16v Eng.AR16201/ AR32310 (110kW)	-96	F	F		22-0072-1		Gir	Th 19,0	
	96-		R		22-0083-0		Ate	Th 19,0	
	-97		F		22-0064-0		Gir	Th 14,5	
	97-		R		22-0299-0		Gir	Th 14,5	
	3/95-98	F	F		23-0387			Ø 284,0 Th 22,0-20,2	Vent.
	3/95-98		R		23-0388			Ø 240,5 Th 11,0-9,2	
2.0 T.S. 16v Eng.AR32301 (114kW)	5/98-8/00	F	F		22-0083-0		Ate	Th 19,0	
	5/98-8/00		R		22-0299-0		Gir	Th 14,5	
	5/98-	F	F		23-0387			Ø 284,0 Th 22,0-20,2	Vent.
	5/98-		R		23-0388			Ø 240,5 Th 11,0-9,2	
2.0 V6 T. Eng.AR16202 (148kW)	5/98-	F	F		22-0083-0		Ate	Th 19,0	
	5/98-		R		22-0299-0		Gir	Th 14,5	
	5/98-	F	F		23-0183			Ø 284,0 Th 22,0-20,2	Vent.
	5/98-		R		23-0388			Ø 240,5 Th 11,0-9,2	
3.0 V6 Eng.AR16101 (141kW)	-96	F	F		22-0072-1		Gir	Th 19,0	
	96-		R		22-0083-0		Ate	Th 19,0	
	-97		F		22-0064-0		Gir	Th 14,5	
	97-		R		22-0299-0		Gir	Th 14,5	
	3/95-98	F	F		23-0183			Ø 284,0 Th 22,0-20,2	Vent.
	3/95-98		R		23-0388			Ø 240,5 Th 11,0-9,2	
3.0 V6 Eng.AR16105 (160kW)	10/00-	F	F		23-0183			Ø 284,0 Th 22,0-20,2	Vent.
	10/00-		R		23-0388			Ø 240,5 Th 11,0-9,2	
3.0 V6 24v Eng.AR16102 (162kW)	1/99-10/00	F	F		22-0251-0		Bre	Th 17,5	
	1/99-10/00		R		22-0299-0		Gir	Th 14,5	
3.2 V6 24v Eng.936A6.000 (176kW)	4/03-	F	F		22-0251-0		Bre	Th 17,5	
	4/03-		R		22-0299-0		Gir	Th 14,5	
	03-	R			23-0388			Ø 240,5 Th 11,0-9,2	
<b>Spider (939) 1/06-</b>									
2.2 JTS Eng.939A5.000 (136kW)	1/06-	F	F		22-0703-0		Ate	Th 20,0	
	1/06-		R		22-0704-0		Gir	Th 17,5	
	06-	F			23-0861			Ø 305,0 Th 28,0-26,0	Vent.






		Spare Parts	F/R	L/R	METELLI ref.	METELLI ref. w/KIT		DIMENSIONS mm.	NOTE
2.2 JTS Eng.939A5.000 (136kW)	06-		R		23-0862			Ø 278,0 Th 12,0-10,0	
2.4 JTD 20v Eng.939A3.000 (147kW)	1/06-		F		22-0288-0		Bre	Th 16,0	
	1/06-		R		22-0704-0		Gir	Th 17,5	
	06-		F		23-0906			Ø 330,0 Th 28,0-26,0	Vent.
	06-		R		23-0863			Ø 292,0 Th 22,0-20,0	Vent.
2.4 JTD 20v Eng.939A9.000 (154kW)	3/07-		F		22-0288-0		Bre	Th 16,0	
	3/07-		R		22-0704-0		Gir	Th 17,5	
	3/07-		F		23-0906			Ø 330,0 Th 28,0-26,0	Vent.
	07-		R		23-0863			Ø 292,0 Th 22,0-20,0	Vent.
3.2 JTS Q4 Eng.939A0.000 (191kW)	1/06-		F		22-0288-0		Bre	Th 16,0	
	1/06-		R		22-0704-0		Gir	Th 17,5	
	06-		F		23-0906			Ø 330,0 Th 28,0-26,0	Vent.
	06-		R		23-0863			Ø 292,0 Th 22,0-20,0	Vent.
<b>SZ 9/88-8/94</b>									
3.0 V6 Zagato Eng.AR61501 (152kW)	9/88-8/94		R		22-0009-1		Ate	Th 15,0	

## ALFA ROMEO LCV









<b>AR 6 (280) 1/82-8/90</b>									
1.8 Eng.169B(XM7T) (49-51kW)	82-		F		23-0093			Ø 255,5 Th 13,0-11,8	Ch -0154461
	-88		F		23-0134			Ø 255,5 Th 16,0-13,5	Ch 0154462-
	1/82-10/88		R		53-0062		Luc	254,0x57	10/14 Q, Hand Brake
	82-88		R		18-0013			Ø 254,0	Exc. 18Q
85-88		R		18-0016			Ø 254,0	18Q	
1.9 D Eng.160D1.000 (51kW)		4/85-12/89		F		22-0031-0		Gir	Th 19,0
4/85-12/89	R			53-0062		Luc	254,0x57	10/14 Q, Hand Brake	
85-	R			18-0013			Ø 254,0	10Q, 13Q Diesel, 14Q	
2.0 Eng.170B (55kW)	86-		F		23-0134			Ø 255,5 Th 16,0-13,5	Ch 0154462-
	86-		F		23-0093			Ø 255,5 Th 13,0-11,8	Ch -0154461
	1/86-8/90		R		53-0062		Luc	254,0x57	10/14 Q, Hand Brake
	86-90		R		18-0016			Ø 254,0	18Q
86-90		R		18-0013			Ø 254,0	Exc. 18Q	
2.4 D Eng.8144.61.200 (53kW)		4/85-2/86		F		22-0031-0		Gir	Th 19,0
	4/85-2/86	R			53-0062		Luc	254,0x57	10/14 Q, Hand Brake
	85-	R			18-0013			Ø 254,0	10Q, 13Q Diesel, 14Q
2.4 TD Eng.8144.21.220 (68kW)	9/86-12/89		F		22-0031-0		Gir	Th 19,0	
	9/86-12/89		R		53-0062		Luc	254,0x57	10/14 Q, Hand Brake
	86-		R		18-0013			Ø 254,0	10Q, 13Q Diesel, 14Q
2.5 D Eng.8144.67.220 (55kW)	3/86-12/89		F		22-0031-0		Gir	Th 19,0	
	86-		F		23-0134			Ø 255,5 Th 16,0-13,5	Ch 0154462-
	86-		F		23-0093			Ø 255,5 Th 13,0-11,8	Ch -0154461
	3/86-12/89		R		53-0062		Luc	254,0x57	10/14 Q, Hand Brake
86-		R		18-0013			Ø 254,0	10Q, 13Q Diesel, 14Q	
<b>AR 8 (280) 4/78-12/89</b>									
2.4 D Eng.8140.61.200 (53kW)	-5/81		F		22-0016-0		Lock	Th 18,0	
	6/81-5/86		F		22-0051-1		Bre	Th 18,5	
	6/81-5/86		F		22-0016-4		Lock	Th 18,0	
	6/86-		F		22-0016-1		Lock	Th 18,0	
	4/78-8/86		R		53-0109		Ap	254,0x70	30/32, Hand Brake
	4/78-8/86		R		53-0064		Ap	254,0x90	35/40, Hand Brake
	78-		R		18-0014			Ø 254,0	
2.4 TD Eng.8140.21.200D.I. (68kW)	-5/86			F		22-0051-1		Bre	Th 18,5
	-5/86	F			22-0016-4		Lock	Th 18,0	
	6/86-	F			22-0016-1		Lock	Th 18,0	
	4/85-12/89	R			53-0109		Ap	254,0x70	30/32, Hand Brake
4/85-12/89	R		53-0064		Ap	254,0x90	35/40, Hand Brake		
85-		R		18-0014			Ø 254,0		
2.5 D Eng.8144.67.220 (55kW)		9/86-12/89		F		22-0016-1		Lock	Th 18,0
	86-	F			23-0079			Ø 266,5 Th 14,2-12,8	
	9/86-12/89	R			53-0109		Ap	254,0x70	30/32, Hand Brake
	9/86-12/89	R			53-0064		Ap	254,0x90	35/40, Hand Brake
86-		R		18-0014			Ø 254,0		
<b>AR 8 (280) Van 4/78-12/89</b>									
2.4 D Eng.8140.61.200 (53kW)	-5/81		F		22-0016-0		Lock	Th 18,0	
	6/81-5/86		F		22-0051-1		Bre	Th 18,5	
	6/81-5/86		F		22-0016-4		Lock	Th 18,0	
	6/86-		F		22-0016-1		Lock	Th 18,0	

		Spare Parts	F/R	L/R	METELLI ref.	METELLI ref. w/KIT		DIMENSIONS mm.	NOTE
2.4 D Eng.8140.61.200 (53kW)	4/78-8/86		R		53-0109		Ap	254,0x70	30/32, Hand Brake
	4/78-8/86		R		53-0064		Ap	254,0x90	35/40, Hand Brake
	78-86		R		18-0013			Ø 254,0	
2.4 TD Eng.8140.21.200D.I. (68kW)	-5/86		F		22-0051-1		Bre	Th 18,5	
	-5/86		F		22-0016-4		Lock	Th 18,0	
	6/86-		F		22-0016-1		Lock	Th 18,0	
	4/85-12/89		R		53-0109		Ap	254,0x70	30/32, Hand Brake
	4/85-12/89		R		53-0064		Ap	254,0x90	35/40, Hand Brake
	85-89		R		18-0013			Ø 254,0	
2.5 D Eng.8144.67.220 (55kW)	9/86-12/89		F		22-0016-1		Lock	Th 18,0	
	86-		F		23-0079			Ø 266,5 Th 14,2-12,8	
	9/86-12/89		R		53-0109		Ap	254,0x70	30/32, Hand Brake
	9/86-12/89		R		53-0064		Ap	254,0x90	35/40, Hand Brake
	86-89		R		18-0013			Ø 254,0	







## ALPINA

<b>B6 (E21) 3/78-3/83</b>									
2.8 (147kW)	3/78-8/81		R		53-0013	53-0013K	Ate	180,0x25	Hand Brake
2.8 (160kW)	9/81-3/83		R		53-0013	53-0013K	Ate	180,0x25	Hand Brake
<b>Roadster (Z8) 6/02-</b>									
4.8 V8 (280kW)	6/02-		R		53-0013	53-0013K	Ate	180,0x25	Hand Brake








## AMERICAN MOTORS

<b>Concord</b>									
4-6 Cyl.			R		53-0348			254,0x46	Hand Brake
<b>Eagle - Sx4</b>									
All models			R		53-0348			254,0x46	Hand Brake
<b>Gremlin</b>									
8 Cyl.			R		53-0348			254,0x46	Hand Brake
All models			R		53-0348			254,0x46	Hand Brake
<b>Hornet</b>									
8 Cyl.			R		53-0348			254,0x46	Hand Brake
<b>Matador</b>									
6-8 Cyl.			R		53-0348			254,0x46	Hand Brake
<b>Pacer</b>									
All models			R		53-0348			254,0x46	Hand Brake
<b>Spirit</b>									
All models			R		53-0348			254,0x46	Hand Brake




## ARO INTREPRINDEREA

<b>10 6/80-</b>									
1.3 (40kW)	80-		F		23-0026			Ø 227,5 Th 10,0-9,0	
	6/80-11/86		R		53-0340	53-0340K	Bdx	228,6x42	Hand Brake
1.4 Eng.IAP810-R-99 (46kW)	84-		F		23-0026			Ø 227,5 Th 10,0-9,0	
	6/84-		R		53-0340	53-0340K	Bdx	228,6x42	Hand Brake
Super Ischia	84-		F		23-0026			Ø 227,5 Th 10,0-9,0	
<b>240-244 4/78-</b>									
2.5 D Eng.PeugeotXD3P (52kW)	1/83-		R		53-0340	53-0340K	Bdx	228,6x42	Hand Brake

## ASIA MOTOR




































<b>HI-Topic 1/93-</b>									
2.7 D Eng.SS (55kW)	1/93-		F		22-0377-0		Sum	Th 15,5	Front Disc Solid
	1/93-		R		53-0202		Sum	260,0x50	Hand Brake
<b>Rocsta 1/93-</b>									
1.8 i, 4x4 Eng.F804 (57kW)	1/93-		F		22-0112-0		Sum	Th 15,5	
	6/93-		R		53-0202		Sum	260,0x50	Hand Brake
2.2 D, 4x4 (45kW)	1/93-		F		22-0112-0		Sum	Th 15,5	
	1/93-		R		53-0199		Sum	260,0x45	
	1/93-		R		53-0202		Sum	260,0x50	4WD, Hand Brake

## ASTON MARTIN

<b>Lagonda 1/86-12/97</b>									
5.3 i V8	1/86-12/97		F		22-0089-0		Gir	Th 15,5	
6.3 i V8	1/86-12/97		F		22-0089-0		Gir	Th 15,5	
<b>Virage 1/86-12/95</b>									
5.3 i V8 (261kW)	1/86-12/95		F		22-0089-0		Gir	Th 15,5	





























































		Spare Parts	F/R	L/R	METELLI ref.	METELLI ref. w/KIT		DIMENSIONS mm.	NOTE
6.3 i V8	1/86-12/95		F		22-0089-0		Gir	Th 15,5	























































### AUDI




<b>100 I (C1) 11/68-7/76</b>									
1.6 Eng.YM (63kW)	1/75-7/76		F		22-0015-2		Ate	Th 18,5	
1.8 (59kW)	-71		F		22-0003-0		Ate	Th 15,0	
1.8 Eng.ZU (63kW)	9/71-7/74		F		22-0015-2		Ate	Th 18,5	
1.8 Eng.ZX (66kW)	-71		F		22-0003-0		Ate	Th 15,0	
1.8 LS Eng.ZZ (74kW)	-71		F		22-0003-0		Ate	Th 15,0	
	71-		F		22-0015-2		Ate	Th 18,5	
1.9 Coupe Eng.ZP (85kW)	7/70-7/71		F		22-0015-2		Ate	Th 18,5	
1.9 GL, Coupe Eng.ZJ (82kW)	9/70-7/76		F		22-0015-2		Ate	Th 18,5	
<b>100 II (43, C2), Avant 6/76-7/83</b>									
1.6 Eng.YV (63kW)	-81		F		22-0015-2		Ate	Th 18,5	
	81-		F		22-0024-0		Gir	Th 19,5	
	76-7/82		F		23-0062			Ø 256,0 Th 13,0-11,0	
	-1/82		R		53-0462		Vag	200,0x40	C, CL, GL, GS, M/T+A/T, Hand Brake
	2/82-		R		53-0462		Vag	200,0x40	C, CL, GL, GLS, Formel E, L, Hand Brake
	8/76-7/83		R		53-0465		Vag	180,0x31	Hand Brake
	-9/80		R		53-0008		Vag	230,0x40	Coupè, GT 5S, Hand Brake
-81	R			51-0108		Vag	Ø 15,87 200,0x40	Ch 439200001-, VAG	
1.9 Eng.WH (74kW)	-81		F		22-0015-2		Ate	Th 18,5	
	81-		F		22-0024-0		Gir	Th 19,5	
	81-82		F		23-0062			Ø 256,0 Th 13,0-11,0	
	8/80-7/82		R		53-0465		Vag	180,0x31	Hand Brake
	8/80-7/82		R		53-0462		Vag	200,0x40	Hand Brake
	8/80-8/82		R		18-0197	18-0197K			Ø 230,0
	80-82		R		51-0107		Vag	Ø 17,46 200,0x40	VAG
2.0 Eng.WA (85kW)	6/76-8/80		F		22-0015-2		Ate	Th 18,5	
	76-8/78		F		23-0062			Ø 256,0 Th 13,0-11,0	
	6/76-8/80		R		53-0465		Vag	180,0x31	Hand Brake
	6/76-8/80		R		53-0462		Vag	200,0x40	Hand Brake
2.0 D Eng.CN (51kW)	8/78-7/83		F		22-0024-0		Gir	Th 19,5	
	78-82		F		23-0062			Ø 256,0 Th 13,0-11,0	
	79-8/82		R		18-0197	18-0197K		Ø 230,0	
	78-7/81		R		51-0107		Vag	Ø 17,46 200,0x40	VAG
2.0 TD Eng.DE (63kW)	8/78-7/83		F		22-0024-0		Gir	Th 19,5	
	79-8/82		R		18-0197	18-0197K		Ø 230,0	
2.1 Eng.WB/ WE (85kW)	10/77-7/83		F		22-0024-0		Gir	Th 19,5	
	77-82		F		23-0061			Ø 257,0 Th 21,6-20,0	Vent., 14Inch Wheels
	-1/82		R		53-0462		Vag	200,0x40	Hand Brake
	2/82-		R		53-0465		Vag	180,0x31	Hand Brake
	79-8/82		R		18-0197	18-0197K		Ø 230,0	
	77-7/81		R		51-0107		Vag	Ø 17,46 200,0x40	VAG
2.1 Eng.WC (100kW)	-80		F		22-0024-0		Gir	Th 19,5	
	80-		F		22-0148-0		Gir	Th 19,0	
	77-82		F		23-0061			Ø 257,0 Th 21,6-20,0	Vent., 14Inch Wheels
	3/77-7/83		R		53-0462		Vag	200,0x40	Hand Brake
	79-8/82		R		18-0197	18-0197K		Ø 230,0	
77-7/81		R		51-0107		Vag	Ø 17,46 200,0x40	VAG	
2.1 Eng.WG (100kW)	-80		F		22-0024-0		Gir	Th 19,5	
	80-		F		22-0148-0		Gir	Th 19,0	
	77-82		F		23-0061			Ø 257,0 Th 21,6-20,0	Vent., 14Inch Wheels
	6/76-7/83		R		53-0462		Vag	200,0x40	Hand Brake
	79-8/82		R		18-0197	18-0197K		Ø 230,0	
	77-7/81		R		51-0107		Vag	Ø 17,46 200,0x40	VAG
<b>100 III (44, 44Q, C3), Avant 8/82-7/91</b>									
1.8 Eng.DR/ RS (55kW)			F		22-0148-1		Gir	Th 19,0	
			R		22-0048-0		Gir	Th 16,5	+ABS
	82-82		F		23-0062			Ø 256,0 Th 13,0-11,0	
	8/82-7/91		R		53-0008		Vag	230,0x40	Hand Brake
	88-87		R		18-0198	18-0198K		Ø 230,0	
	9/82-12/87		R		18-0197	18-0197K		Ø 230,0	
82-		R		51-0099		Vag	Ø 17,46 230,0x40	VAG	
1.8 Eng.JW/ NP (66kW)	10/83-7/89		F		22-0148-1		Gir	Th 19,0	
	10/83-7/89		R		22-0048-0		Gir	Th 16,5	+ABS
	83-89		R		23-0185			Ø 245,0 Th 10,0-8,0	

		Spare Parts	F/R	L/R	METELLI ref.	METELLI ref. w/KIT		DIMENSIONS mm.	NOTE
1.8 Eng.JW/ NP (66kW)	10/83-7/89		R		53-0008		Vag	230,0x40	Hand Brake
	83-12/87		R		18-0197	18-0197K		Ø 230,0	
	88-89		R		18-0198	18-0198K		Ø 230,0	
	83-89		R		51-0099		Vag	Ø 17,46 230,0x40	VAG
1.8 Eng.SH (65kW)	8/86-7/90		F		22-0148-1		Gir	Th 19,0	
	8/86-7/90		R		22-0048-0		Gir	Th 16,5	+ABS
	86-90		R		23-0185			Ø 245,0 Th 10,0-8,0	
	86-12/87		R		18-0197	18-0197K		Ø 230,0	
	88-12/90		R		18-0198	18-0198K		Ø 230,0	
1.8 Kat Eng.4B/ PH (66kW)	3/85-11/90		F		22-0148-1		Gir	Th 19,0	
	3/85-11/90		R		22-0048-0		Gir	Th 16,5	+ABS
	85-90		R		23-0185			Ø 245,0 Th 10,0-8,0	
	-86		R		53-0008		Vag	230,0x40	Hand Brake
	85-12/87		R		18-0197	18-0197K		Ø 230,0	
	88-12/90		R		18-0198	18-0198K		Ø 230,0	
	8/89-		R		51-0131		Ate	Ø 20,64 230,0x40	VAG
	85-		R		51-0099		Vag	Ø 17,46 230,0x40	VAG
1.8 quattro Eng.JW/ NP (66kW)	10/83-7/89		F		22-0148-1		Gir	Th 19,0	
	10/83-7/89		R		22-0048-0		Gir	Th 16,5	+ABS
	83-89		F		23-0061			Ø 257,0 Th 21,6-20,0	Vent., 4 Hole
	83-89		F		23-0438			Ø 276,0 Th 25,0-23,0	Vent., 5 Hole
	10/83-7/89		R		53-0008		Vag	230,0x40	Hand Brake
1.8 quattro Eng.SH (65kW)	8/86-7/90		F		22-0148-1		Gir	Th 19,0	
	8/86-7/90		R		22-0048-0		Gir	Th 16,5	+ABS
	86-90		F		23-0061			Ø 257,0 Th 21,6-20,0	Vent., 4 Hole
	88-90		F		23-0438			Ø 276,0 Th 25,0-23,0	Vent., 5 Hole
1.8 quattro Kat Eng.4B/ PH (66kW)	3/85-11/90		F		22-0148-1		Gir	Th 19,0	
	3/85-11/90		R		22-0048-0		Gir	Th 16,5	+ABS
	85-90		F		23-0061			Ø 257,0 Th 21,6-20,0	Vent., 4 Hole
	88-90		F		23-0438			Ø 276,0 Th 25,0-23,0	Vent., 5 Hole
	-86		R		53-0008		Vag	230,0x40	Hand Brake
1.8, GT, quattro Eng.DS/ NE/ SF (66kW)	1/83-12/89		F		22-0148-1		Gir	Th 19,0	
	1/83-12/89		R		22-0048-0		Gir	Th 16,5	+ABS
	1/83-12/89		R		53-0008		Vag	230,0x40	Hand Brake
1.9 Eng.WH (74kW)	8/82-7/84		F		22-0148-1		Gir	Th 19,0	
	8/82-7/84		R		22-0048-0		Gir	Th 16,5	+ABS
	83-7/84		F		23-0062			Ø 256,0 Th 13,0-11,0	
	8/82-7/84		R		53-0008		Vag	230,0x40	Hand Brake
	9/82-7/84		R		18-0197	18-0197K		Ø 230,0	
	82-		R		51-0099		Vag	Ø 17,46 230,0x40	VAG
2.0 Eng.KP (85kW)	8/84-12/87		F		22-0148-1		Gir	Th 19,0	
	8/84-12/87		R		22-0048-0		Gir	Th 16,5	+ABS
	84-87		F		23-0061			Ø 257,0 Th 21,6-20,0	Vent.
	84-87		R		23-0185			Ø 245,0 Th 10,0-8,0	
	9/84-12/87		R		18-0197	18-0197K		Ø 230,0	
2.0 Eng.SL (83kW)	8/86-11/87		F		22-0148-1		Gir	Th 19,0	
	8/86-11/87		R		22-0048-0		Gir	Th 16,5	+ABS
	86-87		F		23-0061			Ø 257,0 Th 21,6-20,0	Vent.
	86-87		R		23-0185			Ø 245,0 Th 10,0-8,0	
	86-12/87		R		18-0197	18-0197K		Ø 230,0	
	86-		R		51-0099		Vag	Ø 17,46 230,0x40	VAG
2.0 D Eng.CN (51kW)	8/82-7/90		F		22-0148-1		Gir	Th 19,0	
	8/82-7/90		R		22-0048-0		Gir	Th 16,5	+ABS
	84-90		F		23-0061			Ø 257,0 Th 21,6-20,0	Vent.
	8/82-7/90		R		53-0008		Vag	230,0x40	Hand Brake
	88-12/90		R		18-0198	18-0198K		Ø 230,0	
	9/82-7/88		R		18-0197	18-0197K		Ø 230,0	
2.0 Kat Eng.RT (85kW)	1/88-11/90		F		22-0148-1		Gir	Th 19,0	
	1/88-11/90		R		22-0048-0		Gir	Th 16,5	+ABS
	1/88-11/90		R		53-0008		Vag	230,0x40	Hand Brake
	88-12/90		R		18-0198	18-0198K		Ø 230,0	
	8/89-		R		51-0131		Ate	Ø 20,64 230,0x40	VAG
	88-		R		51-0099		Vag	Ø 17,46 230,0x40	VAG
2.0 TD Eng.DE (64kW)	8/82-2/88		F		22-0148-1		Gir	Th 19,0	
	8/82-2/88		R		22-0048-0		Gir	Th 16,5	+ABS





















































		Spare Parts	F/R	L/R	METELLI ref.	METELLI ref. w/KIT		DIMENSIONS mm.	NOTE
2.0 TD Eng.DE (64kW)	84-88		F		23-0061			Ø 257,0 Th 21,6-20,0	Vent.
	8/82-2/88		R		53-0008		Vag	230,0x40	Hand Brake
	9/82-7/88		R		18-0197	18-0197K		Ø 230,0	
	9/82-88		R		51-0099		Vag	Ø 17,46 230,0x40	VAG
2.0 TD Eng.NC (74kW)	3/88-11/90		F		22-0148-1		Gir	Th 19,0	
	3/88-11/90		R		22-0048-0		Gir	Th 16,5	+ABS
	88-90		F		23-0061			Ø 257,0 Th 21,6-20,0	Vent.
	88-12/90		R		18-0198	18-0198K		Ø 230,0	
	8/89-88		R		51-0131		Ate	Ø 20,64 230,0x40	VAG
	88-		R		51-0099		Vag	Ø 17,46 230,0x40	VAG
2.1 Eng.WC (100kW)	8/82-7/84		F		22-0148-1		Gir	Th 19,0	
	8/82-7/84		R		22-0048-0		Gir	Th 16,5	+ABS
	82-84		R		18-0197	18-0197K		Ø 230,0	
2.2 Eng.KZ (85kW)	10/84-9/86		F		22-0148-1		Gir	Th 19,0	
	10/84-9/86		R		22-0048-0		Gir	Th 16,5	+ABS
	84-86		F		23-0061			Ø 257,0 Th 21,6-20,0	Vent.
	84-86		R		23-0185			Ø 245,0 Th 10,0-8,0	
	84-86		R		18-0197	18-0197K		Ø 230,0	
2.2 (Exc. Avant) Eng.KF (96kW)	8/82-7/84		F		22-0148-1		Gir	Th 19,0	
	8/82-7/84		R		22-0048-0		Gir	Th 16,5	+ABS
2.2 (Exc. Avant) Eng.WU (79kW)	8/82-7/84		F		22-0148-1		Gir	Th 19,0	
	8/82-7/84		R		22-0048-0		Gir	Th 16,5	+ABS
	82-84		F		23-0438			Ø 276,0 Th 25,0-23,0	Vent.
2.2 E quattro Eng.PX (88kW)	8/85-7/86		F		22-0148-1		Gir	Th 19,0	
	8/85-7/86		R		22-0048-0		Gir	Th 16,5	+ABS
	85-86		F		23-0061			Ø 257,0 Th 21,6-20,0	Vent., 4 Hole
	85-86		F		23-0438			Ø 276,0 Th 25,0-23,0	Vent., 5 Hole
	85-86		R		23-0708C			Ø 245,0 Th 10,0-8,0	(Coated), 5 Hole
2.2 quattro, Kat Eng.KU (101kW)	6/84-11/90		F		22-0148-1		Gir	Th 19,0	
	6/84-11/90		R		22-0048-0		Gir	Th 16,5	+ABS
	88-90		F		23-0061			Ø 257,0 Th 21,6-20,0	Vent., 4 Hole
	88-90		F		23-0438			Ø 276,0 Th 25,0-23,0	Vent., 5 Hole
	88-90		R		23-0708C			Ø 245,0 Th 10,0-8,0	(Coated), 5 Hole
2.2 T. Eng.MC (121kW)	8/86-11/90		F		22-0122-2		Ate	Th 18,0	
	8/86-11/90		F		22-0663-1		Gir	Th 19,0	
	8/86-11/90		R		22-0048-0		Gir	Th 16,5	+ABS
	86-90		F		23-0438			Ø 276,0 Th 25,0-23,0	Vent.
2.2 T. quattro Eng.MC (121kW)	8/86-11/90		F		22-0122-2		Ate	Th 18,0	
	8/86-11/90		F		22-0663-1		Gir	Th 19,0	
	8/86-11/90		R		22-0048-0		Gir	Th 16,5	+ABS
	88-90		F		23-0438			Ø 276,0 Th 25,0-23,0	Vent.
	88-90		R		23-0708C			Ø 245,0 Th 10,0-8,0	(Coated), 5 Hole
2.2, Kat Eng.KU / HX (101kW)	6/84-11/90		F		22-0148-1		Gir	Th 19,0	
	6/84-11/90		R		22-0048-0		Gir	Th 16,5	+ABS
	84-90		F		23-0061			Ø 257,0 Th 21,6-20,0	Vent.
	84-90		R		23-0185			Ø 245,0 Th 10,0-8,0	
	84-7/88		R		18-0197	18-0197K		Ø 230,0	
2.3 Eng.NF (98kW)	1/90-11/90		F		22-0148-1		Gir	Th 19,0	
	1/90-11/90		R		22-0048-0		Gir	Th 16,5	+ABS
	1/90-11/90		F		23-0438			Ø 276,0 Th 25,0-23,0	Vent.
2.3 E Eng.NF (100kW)	10/86-11/90		F		22-0148-1		Gir	Th 19,0	
	10/86-11/90		R		22-0048-0		Gir	Th 16,5	+ABS
	88-90		F		23-0438			Ø 276,0 Th 25,0-23,0	Vent.
2.3 E quattro Eng.NF (100kW)	10/86-11/90		F		22-0148-1		Gir	Th 19,0	
	10/86-11/90		R		22-0048-0		Gir	Th 16,5	+ABS
	88-90		F		23-0061			Ø 257,0 Th 21,6-20,0	Vent., 4 Hole
	88-90		F		23-0438			Ø 276,0 Th 25,0-23,0	Vent., 5 Hole
	88-90		R		23-0708C			Ø 245,0 Th 10,0-8,0	(Coated), 5 Hole
2.3 quattro Eng.NF (98kW)	1/90-11/90		F		22-0148-1		Gir	Th 19,0	
	1/90-11/90		R		22-0048-0		Gir	Th 16,5	+ABS
	1/90-11/90		F		23-0061			Ø 257,0 Th 21,6-20,0	Vent., 4 Hole
	1/90-11/90		F		23-0438			Ø 276,0 Th 25,0-23,0	Vent., 5 Hole
	1/90-11/90		R		23-0708C			Ø 245,0 Th 10,0-8,0	(Coated), 5 Hole
2.4 D Eng.3D (60kW)	8/89-7/91		F		22-0148-1		Gir	Th 19,0	
	8/89-7/91		R		22-0048-0		Gir	Th 16,5	+ABS
	89-90		F		23-0061			Ø 257,0 Th 21,6-20,0	Vent.

		Spare Parts	F/R	L/R	METELLI ref.	METELLI ref. w/KIT		DIMENSIONS mm.	NOTE
2.4 D Eng.3D (60kW)	8/89-7/91		R		53-0008		Vag	230,0x40	Hand Brake
	89-12/90		R		18-0198	18-0198K		Ø 230,0	
	8/89-		R		51-0131		Ate	Ø 20,64 230,0x40	VAG
2.5 TDi Eng.1T (88kW)	1/90-11/90		F		22-0122-2		Ate	Th 18,0	
	1/90-11/90		F		22-0663-1		Gir	Th 19,0	
	1/90-11/90		R		22-0048-0		Gir	Th 16,5	+ABS
	1/90-11/90		F		23-0438			Ø 276,0 Th 25,0-23,0	Vent.
<b>100 IV (4A, C4), Avant 12/90-6/94</b>									
2.0 Eng.AAE (74kW)	12/90-6/94		F		22-0181-0		Ate	Th 20,0	
	12/90-6/94		R		22-0048-0		Gir	Th 16,5	
	91-94		F		23-0263			Ø 287,5 Th 15,0-13,0	
	12/90-6/94		R		53-0009		Vag	230,0x40	Hand Brake
	1/91-		R		18-0207	18-0207K		Ø 230,0	Ch -4AN100000
	90-94		R		51-0131		Ate	Ø 20,64 230,0x40	VAG
2.0 Eng.ADW (79kW)	1/92-12/94		F		22-0181-0		Ate	Th 20,0	
	1/92-12/94		R		22-0048-0		Gir	Th 16,5	
	1/92-12/94		R		53-0009		Vag	230,0x40	Hand Brake
2.0 E Eng.AAD/ ABK (85kW)	12/90-6/94		F		22-0181-0		Ate	Th 20,0	
	12/90-6/94		R		22-0048-0		Gir	Th 16,5	
	91-94		F		23-0263			Ø 287,5 Th 15,0-13,0	
	12/90-6/94		R		53-0009		Vag	230,0x40	Hand Brake
	1/91-		R		18-0207	18-0207K		Ø 230,0	Ch -4AN100000
	90-94		R		51-0131		Ate	Ø 20,64 230,0x40	VAG
2.0 E 16v, quattro Eng.ACE (102kW)	7/92-6/94		F		22-0181-0		Ate	Th 20,0	
	7/92-6/94		R		22-0048-0		Gir	Th 16,5	
	92-94		F		23-0263			Ø 287,5 Th 15,0-13,0	
	93-94		R		23-0395C			Ø 245,0 Th 10,0-8,0	(Coated)
	7/92-6/94		R		53-0009		Vag	230,0x40	Hand Brake
	2.0 E quattro Eng.AAD/ ABK (85kW)	12/90-6/94		F		22-0181-0		Ate	Th 20,0
12/90-6/94			R		22-0048-0		Gir	Th 16,5	
91-94			F		23-0263			Ø 287,5 Th 15,0-13,0	
12/90-6/94			R		53-0009		Vag	230,0x40	Hand Brake
1/91-			R		18-0207	18-0207K		Ø 230,0	
90-94			R		51-0131		Ate	Ø 20,64 230,0x40	VAG
2.2 S4 T. quattro Eng.AAN (169kW)	8/91-6/94		R		22-0048-0		Gir	Th 16,5	
2.3 E Eng.AAR (98kW)	12/90-6/94		F		22-0181-0		Ate	Th 20,0	
	12/90-6/94		R		22-0048-0		Gir	Th 16,5	
	90-94		F		23-0262C			Ø 287,7 Th 24,9-23,0	Vent., (Coated)
	90-94		R		23-0395C			Ø 245,0 Th 10,0-8,0	(Coated)
	12/90-6/94		R		53-0009		Vag	230,0x40	Hand Brake
2.3 E quattro Eng.AAR (98kW)	12/90-6/94		F		22-0181-0		Ate	Th 20,0	
	12/90-6/94		R		22-0048-0		Gir	Th 16,5	
	90-94		F		23-0262C			Ø 287,7 Th 24,9-23,0	Vent., (Coated)
	90-94		R		23-0395C			Ø 245,0 Th 10,0-8,0	(Coated)
	12/90-6/94		R		53-0009		Vag	230,0x40	Hand Brake
2.4 D Eng.AAS (60kW)	12/90-6/94		F		22-0181-0		Ate	Th 20,0	
	12/90-6/94		R		22-0048-0		Gir	Th 16,5	
	91-94		F		23-0263			Ø 287,5 Th 15,0-13,0	
	12/90-6/94		R		53-0009		Vag	230,0x40	Hand Brake
	1/91-		R		18-0207	18-0207K		Ø 230,0	Ch -4AN100000
	90-94		R		51-0131		Ate	Ø 20,64 230,0x40	VAG
2.5 TDi Eng.AAT/ ABP (85kW)	12/90-6/94		F		22-0181-0		Ate	Th 20,0	
	12/90-6/94		R		22-0048-0		Gir	Th 16,5	
	90-94		F		23-0263			Ø 287,5 Th 15,0-13,0	
	90-94		R		23-0395C			Ø 245,0 Th 10,0-8,0	(Coated)
	-2/91		R		53-0008		Vag	230,0x40	Hand Brake
	5/91-		R		53-0009		Vag	230,0x40	Hand Brake
2.6 Eng.ABC (110kW)	4/92-6/94		F		22-0181-0		Ate	Th 20,0	
	4/92-6/94		R		22-0048-0		Gir	Th 16,5	
	92-94		F		23-0262C			Ø 287,7 Th 24,9-23,0	Vent., (Coated)
	92-94		R		23-0395C			Ø 245,0 Th 10,0-8,0	(Coated)
2.6 Eng.ACZ (102kW)	7/93-6/94		F		22-0181-0		Ate	Th 20,0	
	7/93-6/94		R		22-0048-0		Gir	Th 16,5	
	93-94		F		23-0262C			Ø 287,7 Th 24,9-23,0	Vent., (Coated)
	93-94		R		23-0395C			Ø 245,0 Th 10,0-8,0	(Coated)
































































		Spare Parts	F/R	L/R	METELLI ref.	METELLI ref. w/KIT		DIMENSIONS mm.	NOTE
2.6 quattro Eng.ABC (110kW)	4/92-6/94	f	F		22-0181-0		Ate	Th 20,0	
			R		22-0048-0		Gir	Th 16,5	
	92-94	c	F		23-0262C			Ø 287,7 Th 24,9-23,0	Vent., (Coated)
			R		23-0395C			Ø 245,0 Th 10,0-8,0	(Coated)
2.8 Eng.AFC (120kW)	1/92-12/94	f	F		22-0181-0		Ate	Th 20,0	
	1/92-12/94	f	R		22-0048-0		Gir	Th 16,5	
2.8 E Eng.AAH (128kW)	12/90-6/94	f	F		22-0181-0		Ate	Th 20,0	
			R		22-0048-0		Gir	Th 16,5	
	91-94	c	F		23-0262C			Ø 287,7 Th 24,9-23,0	Vent., (Coated)
			R		23-0395C			Ø 245,0 Th 10,0-8,0	(Coated)
2.8 E quattro Eng.AAH (128kW)	12/90-6/94	f	F		22-0181-0		Ate	Th 20,0	
			R		22-0048-0		Gir	Th 16,5	
	91-94	c	F		23-0262C			Ø 287,7 Th 24,9-23,0	Vent., (Coated)
			R		23-0395C			Ø 245,0 Th 10,0-8,0	(Coated)
4.2 S4 V8 quattro Eng.ABH (206kW)	10/92-6/94	f	R		22-0048-0		Gir	Th 16,5	
	92-94	c	F		23-0707C			Ø 314,0 Th 30,0-28,0	Vent., (Coated)
4.2 S4 V8 quattro Eng.AEC (213kW)	3/94-6/94	f	R		22-0048-0		Gir	Th 16,5	
<b>200 I (43) 10/79-9/82</b>									
2.1 5 E Eng.WC (100kW)	10/79-9/82	f	F		22-0148-1		Gir	Th 19,0	
	10/79-9/82	f	R		22-0048-0		Gir	Th 16,5	
2.1 5 T. Eng.WJ (125kW)	10/79-8/82	f	F		22-0148-1		Gir	Th 19,0	
	10/79-8/82	f	R		22-0048-0		Gir	Th 16,5	
<b>200 II (44, 44Q), Avant 8/83-12/91</b>									
2.1 E (Exc. Avant) Eng.WC (100kW)	8/83-7/84	f	F		22-0148-1		Gir	Th 19,0	
	8/83-7/84	f	R		22-0048-0		Gir	Th 16,5	
2.1 T. Eng.KG (134kW)	8/83-9/88	f	F		22-0148-1		Gir	Th 19,0	
			R		22-0048-0		Gir	Th 16,5	
	1/86-9/86	c	F		23-0438			Ø 276,0 Th 25,0-23,0	Vent.
			R		23-0708C			Ø 245,0 Th 10,0-8,0	(Coated)
2.1 T. quattro Eng.KG (134kW)	-85	f	F		22-0148-1		Gir	Th 19,0	
	85-	f	F		22-0122-2		Ate	Th 18,0	
	8/83-9/88	f	R		22-0048-0		Gir	Th 16,5	
	1/86-9/86	c	F		23-0438			Ø 276,0 Th 25,0-23,0	Vent.
R				23-0708C			Ø 245,0 Th 10,0-8,0	(Coated)	
2.2 (Exc. Avant) Eng.KU (101kW)	8/84-7/85	f	F		22-0148-1		Gir	Th 19,0	
	8/84-7/85	f	R		22-0048-0		Gir	Th 16,5	
2.2 T. Eng.1B (147kW)	2/88-12/91	f	F		22-0122-2		Ate	Th 18,0	
			R		22-0048-0		Gir	Th 16,5	
	88-91	c	F		22-0663-1		Gir	Th 19,0	
			R		23-0438			Ø 276,0 Th 25,0-23,0	Vent.
2.2 T. Eng.MC (121kW)	-85	f	F		22-0148-1		Gir	Th 19,0	
	85-	f	F		22-0122-2		Ate	Th 18,0	
2.2 T. (Exc. Avant) Eng.2B (140kW)	2/88-12/90	f	F		22-0122-2		Ate	Th 18,0	
			R		22-0048-0		Gir	Th 16,5	
	88-90	c	F		22-0663-1		Gir	Th 19,0	
			R		23-0438			Ø 276,0 Th 25,0-23,0	Vent.
2.2 T. quattro Eng.1B (147kW)	2/88-12/91	f	F		22-0122-2		Ate	Th 18,0	
			R		22-0048-0		Gir	Th 16,5	
	88-91	c	F		23-0438			Ø 276,0 Th 25,0-23,0	Vent.
			R		23-0708C			Ø 245,0 Th 10,0-8,0	(Coated)
2.2 T. quattro Eng.MC (121kW)	-85	f	F		22-0148-1		Gir	Th 19,0	
			R		22-0122-2		Ate	Th 18,0	
	86-90	c	F		22-0663-1		Gir	Th 19,0	
			R		22-0048-0		Gir	Th 16,5	
2.3 Eng.NF (100kW)	11/86-9/91	f	F		22-0122-2		Ate	Th 18,0	
	11/86-9/91	f	R		22-0048-0		Gir	Th 16,5	




























































					METELLI ref.	METELLI ref. w/KIT		DIMENSIONS mm.	NOTE
<b>4000 10/78-9/87</b>									
All models	10/78-9/87		R		53-0462		Vag	200,0x40	Hand Brake
	81-86		R		18-0188	18-0188K		Ø 200,0	Coupé, Exc. S Quattro
	86-87		R		18-0202	18-0202K		Ø 200,0	Exc. S Quattro
<b>50 (86) 8/74-7/78</b>									
1.1 Eng.HB (37kW)	8/74-7/78		F		22-0010-0		Ate	Th 15,0	
	74-8/78		F		23-0055			Ø 239,0 Th 8,0-7,0	
	8/74-7/78		R		18-0191	18-0191K		Ø 180,0	
	8/74-7/78		R		51-0031		Bdx	Ø 17,46 180,0x30	VAG, +CF
1.1 Eng.HC (44kW)	8/74-7/77		F		22-0010-0		Ate	Th 15,0	
	74-7/77		F		23-0055			Ø 239,0 Th 8,0-7,0	
	8/74-7/77		R		18-0191	18-0191K		Ø 180,0	
	8/74-7/77		R		51-0031		Bdx	Ø 17,46 180,0x30	VAG, +CF
1.3 Eng.HH (44kW)	8/77-7/78		F		22-0010-0		Ate	Th 15,0	
	77-78		F		23-0054			Ø 239,0 Th 10,0-8,0	
	8/77-7/78		R		53-0465		Vag	180,0x31	Hand Brake
	8/77-7/78		R		18-0191	18-0191K		Ø 180,0	
	8/77-7/78		R		51-0031		Bdx	Ø 17,46 180,0x30	VAG, +CF
1.3 Eng.HJ (43kW)	1/77-7/78		F		22-0010-0		Ate	Th 15,0	
	77-78		F		23-0054			Ø 239,0 Th 10,0-8,0	
	1/77-7/78		R		53-0465		Vag	180,0x31	Hand Brake
	8/77-7/78		R		18-0191	18-0191K		Ø 180,0	
	8/77-7/78		R		51-0031		Bdx	Ø 17,46 180,0x30	VAG, +CF
<b>5000 10/78-9/87</b>									
All models	10/78-9/87		R		53-0008		Vag	230,0x40	Hand Brake
	78-87		R		18-0197	18-0197K		Ø 230,0	S Quattro Exc. Turbo
<b>80 I (80, 82, B1) 5/72-8/78</b>									
1.3 Eng.ZA (40kW)	5/72-7/78		F		22-0010-0		Ate	Th 15,0	
	72-8/78		F		23-0054			Ø 239,0 Th 10,0-8,0	
	74-78		R		18-0191	18-0191K		Ø 180,0	
1.3 Eng.ZF (44kW)	5/72-7/78		F		22-0010-0		Ate	Th 15,0	
	72-8/78		F		23-0054			Ø 239,0 Th 10,0-8,0	
	74-78		R		18-0191	18-0191K		Ø 180,0	
1.5 Eng.YJ/ ZB (55kW)	-75		F		22-0010-0		Ate	Th 15,0	
	75-		F		22-0010-1		Ate	Th 18,5	
	72-75		F		23-0054			Ø 239,0 Th 10,0-8,0	
	74-75		R		18-0191	18-0191K		Ø 180,0	M/T
	74-75		R		18-0188	18-0188K		Ø 200,0	A/T
1.5 Eng.ZC (63kW)	-75		F		22-0010-0		Ate	Th 15,0	
	75-		F		22-0010-1		Ate	Th 18,5	
	72-76		F		23-0054			Ø 239,0 Th 10,0-8,0	
	76-78		F		23-0053			Ø 239,0 Th 12,0-10,0	
	74-75		R		18-0191	18-0191K		Ø 180,0	M/T
1.6 Eng.YN (55kW)	-75		F		22-0010-0		Ate	Th 15,0	
	75-		F		22-0010-1		Ate	Th 18,5	
	75-78		F		23-0053			Ø 239,0 Th 12,0-10,0	
	75-78		R		18-0191	18-0191K		Ø 180,0	M/T
	-78		R		18-0188	18-0188K		Ø 200,0	Ch 8452040210-, A/T
1.6 Eng.YP (63kW)	-75		F		22-0010-0		Ate	Th 15,0	
	75-		F		22-0010-1		Ate	Th 18,5	
	75-78		F		23-0053			Ø 239,0 Th 12,0-10,0	
	75-78		R		18-0191	18-0191K		Ø 180,0	M/T
	-78		R		18-0188	18-0188K		Ø 200,0	Ch 8452040210-, A/T
1.6 GT Eng.XX (74kW)	-75		F		22-0010-0		Ate	Th 15,0	
	75-		F		22-0010-1		Ate	Th 18,5	
	75-7/76		F		23-0170			Ø 239,0 Th 20,0-18,0	Vent.
1.6 GTE Eng.YS (81kW)	1/76-7/78		F		22-0010-1		Ate	Th 18,5	
	76-8/78		F		23-0170			Ø 239,0 Th 20,0-18,0	Vent.
	-78		R		18-0202	18-0202K		Ø 200,0	Ch 8452040210-
<b>80 II (81, 85, B2) 8/78-12/86</b>									
1.2 Eng.FY (40kW)	-81		F		22-0010-0		Ate	Th 15,0	
	81-		F		22-0024-0		Gir	Th 19,5	
	78-81		F		23-0054			Ø 239,0 Th 10,0-8,0	
	9/78-7/81		R		53-0465		Vag	180,0x31	Hand Brake
	78-81		R		18-0191	18-0191K		Ø 180,0	
	78-81		R		18-0202	18-0202K		Ø 200,0	HDB
	78-		R		51-0107		Vag	Ø 17,46 200,0x40	Ch -81A0046050, VAG, +CF, HDB











































		Spare Parts	F/R	L/R	METELLI ref.	METELLI ref. w/KIT		DIMENSIONS mm.	NOTE
1.2 Eng.FY (40kW)	-81		R		51-0108		Vag	Ø 15,87 200,0x40	Ch 81A0046051-, VAG, +CF, HDB
1.2 Eng.FZ (44kW)	-81		F		22-0010-0		Ate	Th 15,0	
	81-		F		22-0024-0		Gir	Th 19,5	
	78-81		F		23-0054			Ø 239,0 Th 10,0-8,0	
	9/78-7/81		R		53-0465		Vag	180,0x31	Hand Brake
	78-81		R		18-0191	18-0191K		Ø 180,0	
	78-81		R		18-0202	18-0202K		Ø 200,0	HDB
	78-		R		51-0107		Vag	Ø 17,46 200,0x40	Ch -81A0046050, VAG, +CF, HDB
	-81		R		51-0108		Vag	Ø 15,87 200,0x40	Ch 81A0046051-, VAG, +CF, HDB
1.3 Eng.EP (44kW)	-81		F		22-0010-0		Ate	Th 15,0	
	81-		F		22-0024-0		Gir	Th 19,5	
	78-7/81		F		23-0054			Ø 239,0 Th 10,0-8,0	
	8/81-86		F		23-0053			Ø 239,0 Th 12,0-10,0	
	9/78-7/86		R		53-0465		Vag	180,0x31	Hand Brake
	78-7/84		R		18-0202	18-0202K		Ø 200,0	HDB
	78-86		R		18-0191	18-0191K		Ø 180,0	
	78-		R		51-0107		Vag	Ø 17,46 200,0x40	Ch -81A0046050, VAG, +CF, HDB
	-86		R		51-0108		Vag	Ø 15,87 200,0x40	Ch 81A0046051-, VAG, +CF, HDB
	1.6 Eng.DT (55kW)	-81		F		22-0010-0		Ate	Th 15,0
81-			F		22-0024-0		Gir	Th 19,5	
78-86			F		23-0053			Ø 239,0 Th 12,0-10,0	
8/78-7/86			R		53-0465		Vag	180,0x31	Hand Brake
8/78-7/86			R		53-0462		Vag	200,0x40	Hand Brake
78-7/84			R		18-0191	18-0191K		Ø 180,0	
78-86			R		18-0202	18-0202K		Ø 200,0	HDB
78-			R		51-0107		Vag	Ø 17,46 200,0x40	Ch -81A0046050, VAG, +CF, HDB
78-84			R		51-0028		Bdx	Ø 14,30 180,0x30	VAG
-86			R		51-0108		Vag	Ø 15,87 200,0x40	Ch 81A0046051-, VAG, +CF, HDB
1.6 Eng.FS/ YN/ WV (55kW)	-81		F		22-0010-0		Ate	Th 15,0	
	81-		F		22-0024-0		Gir	Th 19,5	
	9/78-86		F		23-0053			Ø 239,0 Th 12,0-10,0	
	8/78-7/86		R		53-0465		Vag	180,0x31	Hand Brake
	8/78-7/86		R		53-0462		Vag	200,0x40	Hand Brake
	78-7/84		R		18-0191	18-0191K		Ø 180,0	
	78-87		R		18-0202	18-0202K		Ø 200,0	HDB
	78-		R		51-0107		Vag	Ø 17,46 200,0x40	Ch -81A0046050, VAG, +CF, HDB
	78-84		R		51-0028		Bdx	Ø 14,30 180,0x30	VAG
	-86		R		51-0108		Vag	Ø 15,87 200,0x40	Ch 81A0046051-, VAG, +CF, HDB
1.6 Eng.SA (54kW)	2/86-7/86		F		22-0024-0		Gir	Th 19,5	
	2/86-7/86		R		53-0465		Vag	180,0x31	Hand Brake
	2/86-7/86		R		53-0462		Vag	200,0x40	Hand Brake
1.6 Eng.WZ (55kW)	1/79-12/80		F		22-0010-0		Ate	Th 15,0	
	1/79-12/80		R		53-0465		Vag	180,0x31	Hand Brake
	1/79-12/80		R		53-0462		Vag	200,0x40	Hand Brake
1.6 Eng.YG/ YH/ YK (63kW)	1/78-12/80		F		22-0010-0		Ate	Th 15,0	
	1/78-12/80		R		53-0465		Vag	180,0x31	Hand Brake
	1/78-12/80		R		53-0462		Vag	200,0x40	Hand Brake
1.6 Eng.YP (63kW)	-81		F		22-0010-0		Ate	Th 15,0	
	81-		F		22-0024-0		Gir	Th 19,5	
	9/78-83		F		23-0053			Ø 239,0 Th 12,0-10,0	
	8/78-2/83		R		53-0465		Vag	180,0x31	Hand Brake
	8/78-2/83		R		53-0462		Vag	200,0x40	Hand Brake
	78-83		R		18-0191	18-0191K		Ø 180,0	
	78-83		R		18-0202	18-0202K		Ø 200,0	HDB
	78-		R		51-0107		Vag	Ø 17,46 200,0x40	Ch -81A0046050, VAG, +CF, HDB
	78-83		R		51-0028		Bdx	Ø 14,30 180,0x30	VAG
-83		R		51-0108		Vag	Ø 15,87 200,0x40	Ch 81A0046051-, VAG, +CF, HDB	
1.6 Eng.YT/ YY (51kW)	9/78-81		F		23-0053			Ø 239,0 Th 12,0-10,0	
	8/78-7/81		R		53-0465		Vag	180,0x31	Hand Brake
	8/78-7/81		R		53-0462		Vag	200,0x40	Hand Brake
	78-		R		51-0107		Vag	Ø 17,46 200,0x40	Ch -81A0046050, VAG, +CF, HDB
-81		R		51-0108		Vag	Ø 15,87 200,0x40	Ch 81A0046051-, VAG, +CF, HDB	
1.6 D Eng.CR (40kW)	8/80-8/86		F		22-0024-0		Gir	Th 19,5	
	80-86		F		23-0053			Ø 239,0 Th 12,0-10,0	
	8/80-8/86		R		53-0465		Vag	180,0x31	Hand Brake
	8/80-8/86		R		53-0462		Vag	200,0x40	Hand Brake
	80-86		R		18-0191	18-0191K		Ø 180,0	



















































		Spare Parts	F/R	L/R	METELLI ref.	METELLI ref. w/KIT		DIMENSIONS mm.	NOTE
1.6 D Eng.CR (40kW)	80-86		R		18-0202	18-0202K		Ø 200,0	HDB
	80-		R		51-0107		Vag	Ø 17,46 200,0x40	Ch -81A0046050, VAG, +CF, HDB
	80-86		R		51-0028		Bdx	Ø 14,30 180,0x30	VAG
	-86		R		51-0108		Vag	Ø 15,87 200,0x40	Ch 81A0046051-, VAG, +CF, HDB
1.6 D Eng.JK (40kW)	8/80-8/86		F		22-0024-0		Gir	Th 19,5	
	80-86		F		23-0053			Ø 239,0 Th 12,0-10,0	
	8/80-8/86		R		53-0465		Vag	180,0x31	Hand Brake
	8/80-8/86		R		53-0462		Vag	200,0x40	Hand Brake
	80-86		R		18-0191	18-0191K		Ø 180,0	
	80-86		R		18-0202	18-0202K		Ø 200,0	HDB
	80-		R		51-0107		Vag	Ø 17,46 200,0x40	Ch -81A0046050, VAG, +CF, HDB
	80-86		R		51-0028		Bdx	Ø 14,30 180,0x30	VAG
	-86		R		51-0108		Vag	Ø 15,87 200,0x40	Ch 81A0046051-, VAG, +CF, HDB
	1.6 GLE Eng.YZ (81kW)	1/79-12/86		F		22-0024-1		Gir	Th 15,5
79-81			F		23-0053			Ø 239,0 Th 12,0-10,0	
1/79-12/86			R		53-0465		Vag	180,0x31	Hand Brake
1/79-12/86			R		53-0462		Vag	200,0x40	Hand Brake
79-7/84			R		18-0191	18-0191K		Ø 180,0	
79-7/84			R		18-0202	18-0202K		Ø 200,0	HDB
79-			R		51-0107		Vag	Ø 17,46 200,0x40	Ch -81A0046050, VAG, +CF, HDB
79-84			R		51-0045		Ate	Ø 15,87 180,0x30	VAG
-86			R		51-0108		Vag	Ø 15,87 200,0x40	Ch 81A0046051-, VAG, +CF, HDB
1.6 TD Eng.CY (51kW)		8/81-5/86		F		22-0024-0		Gir	Th 19,5
	81-86		F		23-0053			Ø 239,0 Th 12,0-10,0	
	8/81-5/86		R		53-0465		Vag	180,0x31	Hand Brake
	8/81-5/86		R		53-0462		Vag	200,0x40	Hand Brake
	81-7/84		R		18-0191	18-0191K		Ø 180,0	
	81-86		R		18-0202	18-0202K		Ø 200,0	HDB
	84-86		R		51-0108		Vag	Ø 15,87 200,0x40	VAG
			R		53-0465		Vag	180,0x31	Hand Brake
1.7 Eng.WT (58kW)	1/80-12/83		R		53-0465		Vag	180,0x31	Hand Brake
1.8 Eng.DS (66kW)	1/83-8/86		F		22-0024-1		Gir	Th 15,5	
	2/83-86		F		23-0053			Ø 239,0 Th 12,0-10,0	
	2/83-86		R		23-0658			Ø 245,0 Th 10,0-8,0	
	1/83-8/86		R		53-0465		Vag	180,0x31	Hand Brake
	1/83-8/86		R		53-0462		Vag	200,0x40	Hand Brake
	-86		R		18-0191	18-0191K		Ø 180,0	Ch 81D000001-
	-86		R		18-0202	18-0202K		Ø 200,0	Ch 81D000001-, HDB
	83-86		R		51-0028		Bdx	Ø 14,30 180,0x30	VAG
83-86		R		51-0108		Vag	Ø 15,87 200,0x40	VAG	
1.8 Eng.SF (65kW)	2/86-7/86		F		22-0024-1		Gir	Th 15,5	
	2/86-7/86		R		53-0462		Vag	200,0x40	Hand Brake
1.8 CC quattro Eng.NE (66kW)	8/84-8/86		F		22-0148-2		Gir	Th 16,0	
	8/84-8/86		R		22-0048-0		Gir	Th 16,5	
	8/84-8/86		R		53-0465		Vag	180,0x31	Hand Brake
	8/84-8/86		R		53-0462		Vag	200,0x40	Hand Brake
	-86		R		18-0191	18-0191K		Ø 180,0	Ch 81D000001-
	-86		R		18-0202	18-0202K		Ø 200,0	Ch 81D000001-, HDB
	84-86		R		51-0108		Vag	Ø 15,87 200,0x40	VAG
1.8 GTE, quattro Eng.DZ (82kW)	8/84-8/86		F		22-0024-1		Gir	Th 15,5	
	8/84-8/86		F		22-0148-2		Gir	Th 16,0	Only Quattro
	8/84-8/86		R		22-0048-0		Gir	Th 16,5	Only Quattro
	82-8/86		F		23-0170			Ø 239,0 Th 20,0-18,0	Vent.
	2/83-86		R		23-0658			Ø 245,0 Th 10,0-8,0	
	8/84-8/86		R		53-0462		Vag	200,0x40	Hand Brake
	-86		R		18-0191	18-0191K		Ø 180,0	Ch 81D000001-
	-86		R		18-0202	18-0202K		Ø 200,0	Ch 81D000001-, HDB
	84-86		R		51-0108		Vag	Ø 15,87 200,0x40	VAG
	1.8 GTE, quattro Eng.PV (81kW)	3/85-8/86		F		22-0024-1		Gir	Th 15,5
3/85-8/86			F		22-0148-2		Gir	Th 16,0	Only Quattro
3/85-8/86			R		22-0048-0		Gir	Th 16,5	Only Quattro
85-8/86			F		23-0170			Ø 239,0 Th 20,0-18,0	Vent.
85-86			R		23-0658			Ø 245,0 Th 10,0-8,0	
3/85-8/86			R		53-0462		Vag	200,0x40	Hand Brake
-86			R		18-0191	18-0191K		Ø 180,0	Ch 81D000001-
-86			R		18-0202	18-0202K		Ø 200,0	Ch 81D000001-, HDB
85-86			R		51-0108		Vag	Ø 15,87 200,0x40	VAG












































		Spare Parts	F/R	L/R	METELLI ref.	METELLI ref. w/KIT		DIMENSIONS mm.	NOTE
1.8, quattro Eng.JN (68kW)	8/83-8/86		F		22-0024-1		Gir	Th 15,5	
	8/83-8/86		F		22-0148-2		Gir	Th 16,0	Only Quattro
	8/83-8/86		R		22-0048-0		Gir	Th 16,5	Only Quattro
	2/83-86		F		23-0053			Ø 239,0 Th 12,0-10,0	
	83-8/86		F		23-0170			Ø 239,0 Th 20,0-18,0	Vent.
	2/83-86		R		23-0658			Ø 245,0 Th 10,0-8,0	
	8/83-8/86		R		53-0465		Vag	180,0x31	Hand Brake
	8/83-8/86		R		53-0462		Vag	200,0x40	Hand Brake
	-7/84		R		18-0191	18-0191K		Ø 180,0	Ch 81D000001-
	-86		R		18-0202	18-0202K		Ø 200,0	Ch 81D000001-, HDB
	83-84		R		51-0028		Bdx	Ø 14,30 180,0x30	VAG
	84-86		R		51-0108		Vag	Ø 15,87 200,0x40	VAG
1.9 CD-5S Eng.WN (85kW)	9/81-7/83		F		22-0024-1		Gir	Th 15,5	
	81-83		F		23-0053			Ø 239,0 Th 12,0-10,0	
	9/81-7/83		R		53-0465		Vag	180,0x31	Hand Brake
	9/81-7/83		R		53-0462		Vag	200,0x40	Hand Brake
	81-83		R		18-0191	18-0191K		Ø 180,0	
	81-83		R		18-0202	18-0202K		Ø 200,0	HDB
2.0, quattro Eng.HP/ JS (85kW)	10/83-9/84		F		22-0148-2		Gir	Th 16,0	Only Quattro
	10/83-9/84		F		22-0024-0		Gir	Th 19,5	
	10/83-9/84		R		22-0048-0		Gir	Th 16,5	Only Quattro
	83-84		F		23-0053			Ø 239,0 Th 12,0-10,0	
	2/83-84		R		23-0658			Ø 245,0 Th 10,0-8,0	
	10/83-9/84		R		53-0465		Vag	180,0x31	Hand Brake
	10/83-9/84		R		53-0462		Vag	200,0x40	Hand Brake
	-7/84		R		18-0191	18-0191K		Ø 180,0	Ch 81D000001-
	-7/84		R		18-0202	18-0202K		Ø 200,0	Ch 81D000001-, HDB
	83-84		R		18-0196	18-0196K		Ø 200,0	
	83-84		R		51-0108		Vag	Ø 15,87 200,0x40	VAG
2.2 quattro Eng.KK (100kW)	8/82-7/84		F		22-0148-2		Gir	Th 16,0	
	8/82-7/84		R		22-0048-0		Gir	Th 16,5	
	2/83-84		R		23-0658			Ø 245,0 Th 10,0-8,0	
2.2 quattro Eng.KL (96kW)	8/82-7/84		F		22-0148-2		Gir	Th 16,0	
	8/82-7/84		R		22-0048-0		Gir	Th 16,5	
2.2, quattro Eng.WE (85kW)	10/80-7/83		F		22-0148-2		Gir	Th 16,0	Only Quattro
	10/80-7/83		F		22-0024-0		Gir	Th 19,5	
	10/80-7/83		R		22-0048-0		Gir	Th 16,5	Only Quattro
	10/80-7/83		R		53-0462		Vag	200,0x40	Hand Brake
	80-83		R		18-0191	18-0191K		Ø 180,0	
	80-83		R		18-0202	18-0202K		Ø 200,0	HDB
	80-		R		51-0107		Vag	Ø 17,46 200,0x40	Ch -81A0046050, VAG, +CF, HDB
-83		R		51-0108		Vag	Ø 15,87 200,0x40	Ch 81A0046051-, VAG, +CF, HDB	
<b>80 III (89, 89Q, 8A, B3) 8/86-7/92</b>									
1.4 Eng.SE (48kW)	8/86-7/88		F		22-0148-0		Gir	Th 19,0	
	86-88		F		23-0062			Ø 256,0 Th 13,0-11,0	
1.6 Eng.ABB (75kW)	8/90-10/91		F		22-0148-0		Gir	Th 19,0	
	8/90-10/91		R		53-0465		Vag	180,0x31	Hand Brake
	8/90-10/91		R		53-0462		Vag	200,0x40	Hand Brake
1.6 Eng.PP (51kW)	8/87-9/91		F		22-0148-0		Gir	Th 19,0	
	87-91		F		23-0062			Ø 256,0 Th 13,0-11,0	
	8/87-9/91		R		53-0465		Vag	180,0x31	Hand Brake
	8/87-9/91		R		53-0462		Vag	200,0x40	Hand Brake
			R		18-0205	18-0205K		Ø 200,0	Ch 89K120001-8AM095094, +ABS
	2/87-		R		18-0196	18-0196K		Ø 200,0	Ch -89K120000, +ABS
	-91		R		18-0196	18-0196K		Ø 200,0	Ch 8AM095095-, +ABS
	87-		R		51-0086		Vag	Ø 15,87 200,0x40	Ch 89K200001-8AM080000, VAG, -ABS
1.6 Eng.RN (55kW)	9/86-8/91		F		22-0148-0		Gir	Th 19,0	
	86-91		F		23-0062			Ø 256,0 Th 13,0-11,0	
	9/86-8/91		R		53-0465		Vag	180,0x31	Hand Brake
	9/86-8/91		R		53-0462		Vag	200,0x40	Hand Brake
			R		18-0205	18-0205K		Ø 200,0	Ch 89K120001-8AM095094, +ABS
	2/87-		R		18-0196	18-0196K		Ø 200,0	Ch -89K120000, +ABS
	-91		R		18-0196	18-0196K		Ø 200,0	Ch 8AM095095-, +ABS
	86-		R		51-0086		Vag	Ø 15,87 200,0x40	Ch 89K200001-8AM080000, VAG, -ABS
		R		51-0108		Vag	Ø 15,87 200,0x40	Ch -89K200000, VAG, -ABS	

		Spare Parts	F/R	L/R	METELLI ref.	METELLI ref. w/KIT		DIMENSIONS mm.	NOTE	
1.6 D Eng.JK (40kW)	9/86-8/91		F		22-0148-0		Gir	Th 19,0		
	86-91		F		23-0062			Ø 256,0 Th 13,0-11,0		
	9/86-8/91		R		53-0465		Vag	180,0x31	Hand Brake	
	9/86-8/91		R		53-0462		Vag	200,0x40	Hand Brake	
	9/86- -91		R		18-0205	18-0205K			Ø 200,0	Ch 89K120001-8AM095094, +ABS
			R		18-0196	18-0196K			Ø 200,0	Ch -89K120000, +ABS
			R		18-0196	18-0196K			Ø 200,0	Ch 8AM095095-, +ABS
		R		51-0086			Vag	Ø 15,87 200,0x40	Ch 89K200001-8AM080000, VAG, -ABS	
1.6 TD Eng.RA/ SB (59kW)	9/86-8/91		F		22-0148-0		Gir	Th 19,0		
	86-91		F		23-0062			Ø 256,0 Th 13,0-11,0		
	9/86-8/91		R		53-0465		Vag	180,0x31	Hand Brake	
	9/86-8/91		R		53-0462		Vag	200,0x40	Hand Brake	
	9/86-8/91		R		53-0468		Vag	200,0x40	Hand Brake	
	4/89- -91		R		18-0205	18-0205K			Ø 200,0	Ch 89K120001-8AM095094, +ABS
			R		18-0196	18-0196K			Ø 200,0	Ch -89K120000, +ABS
			R		18-0196	18-0196K			Ø 200,0	Ch 8AM095095-, +ABS
	89-90		R		51-0085		Ate	Ø 19,05 200,0x40	Ch 89K200001-8AM080000, VAG	
		R		51-0109			Vag	Ø 19,05 200,0x40	VAG	
1.8 Eng.RU (55kW)	10/86-1/90		F		22-0148-0		Gir	Th 19,0		
	10/86-1/90		R		53-0462		Vag	200,0x40	Hand Brake	
	10/86-1/90		R		53-0468		Vag	200,0x40	Hand Brake	
	2/87- -90		R		18-0205	18-0205K			Ø 200,0	Ch 89K120001-8AM095094, +ABS
			R		18-0196	18-0196K			Ø 200,0	Ch -89K120000, +ABS
			R		18-0196	18-0196K			Ø 200,0	Ch 8AM095095-, +ABS
	89-90		R		51-0085		Ate	Ø 19,05 200,0x40	Ch 89K200001-8AM080000, VAG, A/T	
		R		51-0086			Vag	Ø 15,87 200,0x40	Ch 89K200001-8AM080000, VAG, -ABS, M/T	
	R		51-0109			Vag	Ø 19,05 200,0x40	VAG		
1.8 Eng.SD (83kW)	9/86-8/90		F		22-0148-0		Gir	Th 19,0		
	6/86-90		F		23-0061			Ø 257,0 Th 21,6-20,0	Vent.	
	6/86-90		R		23-0185			Ø 245,0 Th 10,0-8,0		
1.8 CLE, GT, Quattro Eng.JN (68kW)	1/86-12/91		F		22-0148-1		Gir	Th 19,0	Only Quattro	
	1/86-12/91		R		22-0048-0		Gir	Th 16,5		
1.8 E Eng.DZ (82kW)	9/86-8/91		F		22-0148-0		Gir	Th 19,0		
	9/86-8/91		R		22-0048-0		Gir	Th 16,5		
	86-91		F		23-0061			Ø 257,0 Th 21,6-20,0	Vent.	
	86-91		R		23-0185			Ø 245,0 Th 10,0-8,0		
1.8 E quattro Eng.DZ (82kW)	9/86-8/91		F		22-0148-1		Gir	Th 19,0		
	9/86-8/91		R		22-0048-0		Gir	Th 16,5		
	86-8/91		F		23-0061			Ø 257,0 Th 21,6-20,0	Vent.	
	86-91		R		23-0658			Ø 245,0 Th 10,0-8,0		
1.8 quattro Eng.SD (83kW)	9/86-8/90		F		22-0148-1		Gir	Th 19,0		
	9/86-8/90		R		22-0048-0		Gir	Th 16,5		
1.8 S Eng.JN/ NE/ PM (66kW)	9/86-9/91		F		22-0148-0		Gir	Th 19,0		
	86-91		F		23-0062			Ø 256,0 Th 13,0-11,0		
	9/86-9/91		R		53-0462		Vag	200,0x40	Hand Brake	
	9/86-9/91		R		53-0468		Vag	200,0x40	Hand Brake	
	9/86- -91		R		18-0205	18-0205K			Ø 200,0	Ch 89K120001-8AM095094, +ABS
			R		18-0196	18-0196K			Ø 200,0	Ch -89K120000, +ABS
			R		18-0196	18-0196K			Ø 200,0	Ch 8AM095095-, +ABS
	89-90		R		51-0085		Ate	Ø 19,05 200,0x40	Ch 89K200001-8AM080000, VAG	
		R		51-0109			Vag	Ø 19,05 200,0x40	VAG	
	1.8 S Eng.SF (65kW)	9/86-7/90		F		22-0148-0		Gir	Th 19,0	
86-90			F		23-0061			Ø 257,0 Th 21,6-20,0	Vent.	
86-90			R		23-0185			Ø 245,0 Th 10,0-8,0		
9/86- -90			R		18-0205	18-0205K			Ø 200,0	Ch 89K120001-8AM095094, +ABS
			R		18-0196	18-0196K			Ø 200,0	Ch -89K120000, +ABS
			R		18-0196	18-0196K			Ø 200,0	Ch 8AM095095-, +ABS
89-90			R		51-0085		Ate	Ø 19,05 200,0x40	Ch 89K200001-8AM080000, VAG	
		R		51-0109			Vag	Ø 19,05 200,0x40	VAG	
1.8 S quattro Eng.JN/ NE/ PM (66kW)	9/86-9/91		F		22-0148-1		Gir	Th 19,0		
	9/86-9/91		R		22-0048-0		Gir	Th 16,5		
	86-8/91		F		23-0062			Ø 256,0 Th 13,0-11,0		
1.8 S quattro Eng.SF (65kW)	9/86-7/90		F		22-0148-1		Gir	Th 19,0		
	9/86-7/90		R		22-0048-0		Gir	Th 16,5		
1.9	9/86-9/91		F		22-0148-0		Gir	Th 19,0		
	9/86-9/91		R		22-0048-0		Gir	Th 16,5		
	86-91		F		23-0061			Ø 257,0 Th 21,6-20,0	Vent.	




		Spare Parts	F/R	L/R	METELLI ref.	METELLI ref. w/KIT		DIMENSIONS mm.	NOTE
1.9	86-91		R		<b>23-0185</b>			Ø 245,0 Th 10,0-8,0	
			R		<b>18-0205</b>	<b>18-0205K</b>		Ø 200,0	Ch 89K120001-8AM095094, +ABS
	9/89-91		R		<b>18-0196</b>	<b>18-0196K</b>		Ø 200,0	Ch -89K120000, +ABS
			R		<b>18-0196</b>	<b>18-0196K</b>		Ø 200,0	Ch 8AM095095-, +ABS
			R		<b>51-0085</b>		Ate	Ø 19,05 200,0x40	Ch 89K200001-8AM080000, VAG
1.9 D Eng.1Y (50kW)	8/89-8/91		F		<b>22-0148-0</b>		Gir	Th 19,0	
	89-91		F		<b>23-0062</b>			Ø 256,0 Th 13,0-11,0	
	8/89-8/91		R		<b>53-0462</b>		Vag	200,0x40	Hand Brake
	8/89-8/91		R		<b>53-0468</b>		Vag	200,0x40	Hand Brake
				R	<b>18-0205</b>	<b>18-0205K</b>		Ø 200,0	Ch 89K120001-8AM095094, +ABS
	9/89-91		R		<b>18-0196</b>	<b>18-0196K</b>		Ø 200,0	Ch -89K120000, +ABS
				R	<b>18-0196</b>	<b>18-0196K</b>		Ø 200,0	Ch 8AM095095-, +ABS
	89-91		R		<b>51-0085</b>		Ate	Ø 19,05 200,0x40	Ch 89K200001-8AM080000, VAG
			R	<b>51-0109</b>		Vag	Ø 19,05 200,0x40	VAG	
1.9 quattro	9/86-9/91		F		<b>22-0148-1</b>		Gir	Th 19,0	
	9/86-9/91		R		<b>22-0048-0</b>		Gir	Th 16,5	
	86-8/91		F		<b>23-0061</b>			Ø 257,0 Th 21,6-20,0	Vent.
			R		<b>18-0205</b>	<b>18-0205K</b>		Ø 200,0	Ch 89K120001-8AM095094, +ABS
	9/89-91		R		<b>18-0196</b>	<b>18-0196K</b>		Ø 200,0	Ch -89K120000, +ABS
			R		<b>18-0196</b>	<b>18-0196K</b>		Ø 200,0	Ch 8AM095095-, +ABS
			R		<b>51-0085</b>		Ate	Ø 19,05 200,0x40	Ch 89K200001-8AM080000, VAG
2.0 Eng.AAD (85kW)	10/90-8/91		F		<b>22-0148-0</b>		Gir	Th 19,0	
	10/90-8/91		R		<b>22-0048-0</b>		Gir	Th 16,5	
	90-91		R		<b>23-0185</b>			Ø 245,0 Th 10,0-8,0	
2.0 E Eng.3A (82kW)	8/88-8/91		F		<b>22-0148-0</b>		Gir	Th 19,0	
	8/88-8/91		R		<b>22-0048-0</b>		Gir	Th 16,5	
	88-91		F		<b>23-0061</b>			Ø 257,0 Th 21,6-20,0	Vent.
	88-91		R		<b>23-0185</b>			Ø 245,0 Th 10,0-8,0	
2.0 E 16v Eng.6A (101kW)	3/90-8/91		F		<b>22-0148-0</b>		Gir	Th 19,0	
	3/90-8/91		R		<b>22-0048-0</b>		Gir	Th 16,5	
	90-91		F		<b>23-0061</b>			Ø 257,0 Th 21,6-20,0	Vent.
	90-91		R		<b>23-0185</b>			Ø 245,0 Th 10,0-8,0	
2.0 E 16v quattro Eng.6A (101kW)	3/90-8/91		F		<b>22-0148-1</b>		Gir	Th 19,0	
	3/90-8/91		R		<b>22-0048-0</b>		Gir	Th 16,5	
2.0 E quattro Eng.3A (82kW)	8/88-8/91		F		<b>22-0148-1</b>		Gir	Th 19,0	
	8/88-8/91		R		<b>22-0048-0</b>		Gir	Th 16,5	
	88-91		F		<b>23-0061</b>			Ø 257,0 Th 21,6-20,0	Vent.
	88-91		R		<b>23-0658</b>			Ø 245,0 Th 10,0-8,0	
2.0 quattro Eng.AAD (85kW)	10/90-8/91		F		<b>22-0148-1</b>		Gir	Th 19,0	
	10/90-8/91		R		<b>22-0048-0</b>		Gir	Th 16,5	
	90-91		F		<b>23-0061</b>			Ø 257,0 Th 21,6-20,0	Vent.
	90-91		R		<b>23-0658</b>			Ø 245,0 Th 10,0-8,0	
2.3 E quattro Eng.NG (98kW)	91-92		F		<b>23-0234</b>			Ø 256,0 Th 22,0-20,0	Vent.
	91-92		R		<b>23-0185</b>			Ø 245,0 Th 10,0-8,0	
<b>80 IV (8C, B4), Avant 9/91-1/96</b>									
1.6 Eng.ABM (52kW)	9/91-12/94		F		<b>22-0148-0</b>		Gir	Th 19,0	
	9/91-12/94		R		<b>22-0048-0</b>		Gir	Th 16,5	
	9/91-94		F		<b>23-0233</b>			Ø 256,0 Th 13,0-11,0	Ch -8CN300000
			F		<b>23-0329</b>			Ø 280,0 Th 12,9-11,0	Ch 8CP000001-
	9/91-12/94		R		<b>23-0185</b>			Ø 245,0 Th 10,0-8,0	
	8/91-		R		<b>53-0462</b>		Vag	200,0x40	Hand Brake
1.6 E Eng.ADA (74kW)	9/91-1/96		F		<b>22-0148-0</b>		Gir	Th 19,0	
	9/91-1/96		R		<b>22-0048-0</b>		Gir	Th 16,5	
	-96		F		<b>23-0330</b>			Ø 280,0 Th 22,0-20,0	Ch 8CP000001-, Vent.
			R		<b>23-0185</b>			Ø 245,0 Th 10,0-8,0	
	9/91-1/96		R		<b>53-0462</b>		Vag	200,0x40	Hand Brake
	9/91-1/96		R			<b>18-0197K</b>	Vag	200,0x40	Hand Brake
1.8 (65kW)	9/91-		F		<b>23-0233</b>			Ø 256,0 Th 13,0-11,0	Ch -8CN300000
	9/91-7/92		R		<b>23-0185</b>			Ø 245,0 Th 10,0-8,0	+ABS
1.8 E Eng.DZ (82kW)	9/91-7/92		F		<b>23-0234</b>			Ø 256,0 Th 22,0-20,0	Vent.
	9/91-7/92		R		<b>23-0185</b>			Ø 245,0 Th 10,0-8,0	
1.9 TD Eng.AAZ (55kW)	9/91-12/94		F		<b>22-0148-0</b>		Gir	Th 19,0	
	91-		F		<b>23-0233</b>			Ø 256,0 Th 13,0-11,0	Ch -8CN300000
	-94		F		<b>23-0329</b>			Ø 280,0 Th 12,9-11,0	Ch 8CP000001-
	91-94		R		<b>23-0185</b>			Ø 245,0 Th 10,0-8,0	
	9/91-12/94		R		<b>53-0009</b>		Vag	230,0x40	Hand Brake



		Spare Parts	F/R	L/R	METELLI ref.	METELLI ref. w/KIT		DIMENSIONS mm.	NOTE
1.9 TD Eng.AAZ (55kW)	91-		R		18-0197	18-0197K		Ø 230,0	Ch -8CP050000
	91-94		R		51-0129		Ate	Ø 17,46 230,0x40	VAG
1.9 TDi Eng.1Z (66kW)	9/91-1/96		F		22-0148-0		Gir	Th 19,0	
	9/91-		F		23-0233			Ø 256,0 Th 13,0-11,0	Ch -8CN300000
	-96		F		23-0329			Ø 280,0 Th 12,9-11,0	Ch 8CP000001-
	91-96		R		23-0185			Ø 245,0 Th 10,0-8,0	
	9/91-1/96		R		53-0009		Vag	230,0x40	Hand Brake
	9/91-1/96		R			18-0197K	Vag	230,0x40	Hand Brake
	91-96		R		51-0130		Ate	Ø 19,05 230,0x40	VAG
2.0 Eng.ABT (66kW)	9/91-1/96		F		22-0148-0		Gir	Th 19,0	
	9/91-1/96		R		22-0048-0		Gir	Th 16,5	
	9/91-		F		23-0233			Ø 256,0 Th 13,0-11,0	Ch -8CN300000
	-96		F		23-0329			Ø 280,0 Th 12,9-11,0	Ch 8CP000001-
	9/91-96		R		23-0185			Ø 245,0 Th 10,0-8,0	
	9/91-1/96		R		53-0009		Vag	230,0x40	Hand Brake
	9/91-1/96		R			18-0197K	Vag	230,0x40	Hand Brake
91-96		R		51-0130		Ate	Ø 19,05 230,0x40	VAG, M/T	
2.0 Eng.ADW (79kW)	12/93-7/96		F		22-0148-0		Gir	Th 19,0	
	12/93-7/96		R		22-0048-0		Gir	Th 16,5	
	12/93-7/96		R		53-0009		Vag	230,0x40	Hand Brake
2.0 E Eng.ABK (85kW)	9/91-1/96		F		22-0148-0		Gir	Th 19,0	
	9/91-1/96		R		22-0048-0		Gir	Th 16,5	
	9/91-		F		23-0234			Ø 256,0 Th 22,0-20,0	Ch -8CN300000, Vent.
	-96		F		23-0330			Ø 280,0 Th 22,0-20,0	Ch 8CP000001-, Vent.
	9/91-96		R		23-0185			Ø 245,0 Th 10,0-8,0	
9/91-1/96		R		53-0009		Vag	230,0x40	Hand Brake	
2.0 E 16v Eng.ACE (103kW)	4/92-1/96		F		22-0148-0		Gir	Th 19,0	
	4/92-1/96		R		22-0048-0		Gir	Th 16,5	
	92-		F		23-0234			Ø 256,0 Th 22,0-20,0	Ch -8CN300000, Vent.
	-96		F		23-0330			Ø 280,0 Th 22,0-20,0	Ch 8CP000001-, Vent.
	92-96		R		23-0185			Ø 245,0 Th 10,0-8,0	
2.0 E 16v quattro Eng.ACE (103kW)	4/92-1/96		F		22-0148-0		Gir	Th 19,0	
	4/92-1/96		R		22-0048-0		Gir	Th 16,5	
	9/91-		F		23-0234			Ø 256,0 Th 22,0-20,0	Ch -8CN300000, Vent.
	-96		F		23-0330			Ø 280,0 Th 22,0-20,0	Ch 8CP000001-, Vent.
	92-96		R		23-0185			Ø 245,0 Th 10,0-8,0	
2.0 E quattro Eng.ABK (85kW)	9/91-1/96		F		22-0148-0		Gir	Th 19,0	
	9/91-1/96		R		22-0048-0		Gir	Th 16,5	
	9/91-		F		23-0234			Ø 256,0 Th 22,0-20,0	Ch -8CN300000, Vent.
	-96		F		23-0330			Ø 280,0 Th 22,0-20,0	Ch 8CP000001-, Vent.
	9/91-94		R		23-0658			Ø 245,0 Th 10,0-8,0	
2.2 RS2 quattro Avant Eng.ADU (232kW)	3/94-5/95		F		22-0663-0		Gir	Th 19,0	
	3/94-5/95		R		22-0048-0		Gir	Th 16,5	
2.2 S2 quattro Eng.ABY (169kW)	2/93-7/95		F		22-0663-0		Gir	Th 19,0	
	2/93-7/95		R		22-0048-0		Gir	Th 16,5	
2.3 E Eng.NG (98kW)	9/91-1/96		F		22-0148-0		Gir	Th 19,0	
	9/91-1/96		R		22-0048-0		Gir	Th 16,5	
	9/91-		F		23-0234			Ø 256,0 Th 22,0-20,0	Ch -8CN300000, Vent.
	-96		F		23-0330			Ø 280,0 Th 22,0-20,0	Ch 8CP000001-, Vent.
9/91-96		R		23-0185			Ø 245,0 Th 10,0-8,0		
2.3 E quattro Eng.NG (98kW)	9/91-1/96		F		22-0148-0		Gir	Th 19,0	
	9/91-1/96		R		22-0048-0		Gir	Th 16,5	
	9/91-		F		23-0234			Ø 256,0 Th 22,0-20,0	Ch -8CN300000, Vent.
	-96		F		23-0330			Ø 280,0 Th 22,0-20,0	Ch 8CP000001-, Vent.
9/91-94		R		23-0658			Ø 245,0 Th 10,0-8,0		
2.6 Eng.ABC (110kW)	7/92-1/96		F		22-0148-0		Gir	Th 19,0	
	7/92-1/96		R		22-0048-0		Gir	Th 16,5	
	92-		F		23-0234			Ø 256,0 Th 22,0-20,0	Ch -8CN300000, Vent.
	-96		F		23-0330			Ø 280,0 Th 22,0-20,0	Ch 8CP000001-, Vent.
92-96		R		23-0185			Ø 245,0 Th 10,0-8,0		
2.6 quattro Eng.ABC (110kW)	7/92-1/96		F		22-0663-0		Gir	Th 19,0	
	7/92-1/96		R		22-0048-0		Gir	Th 16,5	
	92-		F		23-0234			Ø 256,0 Th 22,0-20,0	Ch -8CN300000, Vent.
	-96		F		23-0330			Ø 280,0 Th 22,0-20,0	Ch 8CP000001-, Vent.
	92-96		R		23-0658			Ø 245,0 Th 10,0-8,0	
2.8 Eng.AAH (128kW)	9/91-1/96		F		22-0663-0		Gir	Th 19,0	
	9/91-1/96		R		22-0048-0		Gir	Th 16,5	













		Spare Parts	F/R	L/R	METELLI ref.	METELLI ref. w/KIT		DIMENSIONS mm.	NOTE
2.8 quattro Eng.AAH (128kW)	9/91-1/96		F		22-0663-0		Gir	Th 19,0	
			R		22-0048-0		Gir	Th 16,5	
			R		23-0658			Ø 245,0 Th 10,0-8,0	
<b>90 I (81, 85, B2) 10/84-3/87</b>									
1.6 TD Eng.CY (51kW)	10/85-1/87		F		22-0148-2		Gir	Th 16,0	
			F		23-0053			Ø 239,0 Th 12,0-10,0	
	10/85-1/87		R		53-0462		Vag	200,0x40	Hand Brake
	85-7/86		R		18-0196	18-0196K		Ø 200,0	
	85-8/87		R		51-0107		Vag	Ø 17,46 200,0x40	VAG
2.0 Eng.SK (83kW)	3/86-3/87		F		22-0148-2		Gir	Th 16,0	
			R		53-0462		Vag	200,0x40	Hand Brake
	86-8/87		R		18-0196	18-0196K		Ø 200,0	
	86-8/87		R		51-0107		Vag	Ø 17,46 200,0x40	VAG
2.0, quattro Eng.HP/ JS (85kW)	10/84-3/87		F		22-0148-2		Gir	Th 16,0	
			R		53-0462		Vag	200,0x40	Hand Brake
	8/84-8/87		R		18-0196	18-0196K		Ø 200,0	
	84-8/87		R		51-0107		Vag	Ø 17,46 200,0x40	VAG
2.2 Eng.HY/ KV (100kW)	10/84-3/87		F		22-0148-2		Gir	Th 16,0	
			R		22-0048-0		Gir	Th 16,5	
	5/84-8/87		R		18-0196	18-0196K		Ø 200,0	
2.2 Eng.KX (85kW)	10/84-3/87		F		22-0148-2		Gir	Th 16,0	
			R		53-0462		Vag	200,0x40	Hand Brake
	84-8/87		R		18-0196	18-0196K		Ø 200,0	
	84-8/87		R		51-0107		Vag	Ø 17,46 200,0x40	VAG
2.2 E quattro Eng.JT (88kW)	8/85-3/87		F		22-0148-2		Gir	Th 16,0	
			R		23-0658			Ø 245,0 Th 10,0-8,0	
2.2 E quattro Eng.KV (100kW)	11/84-3/87		F		22-0148-2		Gir	Th 16,0	
			R		22-0048-0		Gir	Th 16,5	
	84-8/87		R		23-0658			Ø 245,0 Th 10,0-8,0	
<b>90 II (89, 89Q, 8A, B3) 4/87-9/91</b>									
1.6 TD Eng.RA/ SB (59kW)	4/87-9/91		F		22-0148-0		Gir	Th 19,0	
			F		23-0062			Ø 256,0 Th 13,0-11,0	
	87-91		R		23-0185			Ø 245,0 Th 10,0-8,0	
			R		53-0462		Vag	200,0x40	Hand Brake
	4/87-9/91		R		53-0468		Vag	200,0x40	Hand Brake
			R		18-0205	18-0205K		Ø 200,0	Ch 89K120001-8AM095094
	4/87-91		R		18-0196	18-0196K		Ø 200,0	Ch -89K120000
			R		18-0196	18-0196K		Ø 200,0	Ch 8AM095095-
90-91		R		51-0109		Vag	Ø 19,05 200,0x40	VAG	
2.0 Eng.PS (85kW)	7/88-9/91		F		22-0148-0		Gir	Th 19,0	
			R		22-0048-0		Gir	Th 16,5	
	88-91		F		23-0061			Ø 257,0 Th 21,6-20,0	Vent.
			R		23-0185			Ø 245,0 Th 10,0-8,0	
2.0 20v Eng.NM (118kW)	8/88-9/91		F		22-0148-0		Gir	Th 19,0	
			R		22-0048-0		Gir	Th 16,5	
	88-91		F		23-0061			Ø 257,0 Th 21,6-20,0	Vent.
			R		23-0185			Ø 245,0 Th 10,0-8,0	
2.0 20v quattro Eng.NM (118kW)	8/88-9/91		F		22-0148-0		Gir	Th 19,0	
			R		22-0048-0		Gir	Th 16,5	
	88-91		F		23-0061			Ø 257,0 Th 21,6-20,0	Vent.
2.0 quattro Eng.PS (85kW)	88-91		F		23-0061			Ø 257,0 Th 21,6-20,0	Vent.
			R		23-0185			Ø 245,0 Th 10,0-8,0	
2.2 E Eng.KV (100kW)	4/87-9/91		F		22-0148-0		Gir	Th 19,0	
			R		22-0048-0		Gir	Th 16,5	
	87-91		F		23-0061			Ø 257,0 Th 21,6-20,0	Vent.
			R		23-0185			Ø 245,0 Th 10,0-8,0	
2.2 E quattro Eng.KV (100kW)	4/87-9/91		F		22-0148-0		Gir	Th 19,0	
			R		22-0048-0		Gir	Th 16,5	
	87-91		F		23-0061			Ø 257,0 Th 21,6-20,0	Vent.
2.3 E Eng.NG (100kW)	4/87-9/91		F		22-0148-0		Gir	Th 19,0	
			R		22-0048-0		Gir	Th 16,5	
	87-91		F		23-0061			Ø 257,0 Th 21,6-20,0	Vent.
			R		23-0185			Ø 245,0 Th 10,0-8,0	
2.3 E Eng.NG (98kW)	4/87-7/91		F		22-0148-0		Gir	Th 19,0	
			R		22-0048-0		Gir	Th 16,5	
	87-91		F		23-0061			Ø 257,0 Th 21,6-20,0	Vent.
			R		23-0185			Ø 245,0 Th 10,0-8,0	




		Spare Parts	F/R	L/R	METELLI ref.	METELLI ref. w/KIT		DIMENSIONS mm.	NOTE
2.3 E 20v Eng.7A (123-125kW)		6/88-9/91	F		22-0122-2		Ate	Th 18,0	
		6/88-9/91	F		22-0663-0		Gir	Th 19,0	
		6/88-9/91	R		22-0048-0		Gir	Th 16,5	
		88-91	R		23-0185			Ø 245,0 Th 10,0-8,0	
2.3 E 20v quattro Eng.7A (123-125kW)		6/88-9/91	F		22-0122-2		Ate	Th 18,0	
		6/88-9/91	F		22-0663-0		Gir	Th 19,0	
		6/88-9/91	R		22-0048-0		Gir	Th 16,5	
2.3 E quattro Eng.NG (100kW)		4/87-9/91	F		22-0148-0		Gir	Th 19,0	
		4/87-9/91	R		22-0048-0		Gir	Th 16,5	
		87-91	F		23-0061			Ø 257,0 Th 21,6-20,0	Vent.
2.3 E quattro Eng.NG (98kW)		4/87-7/91	F		22-0148-0		Gir	Th 19,0	
		4/87-7/91	R		22-0048-0		Gir	Th 16,5	
		87-91	F		23-0061			Ø 257,0 Th 21,6-20,0	Vent.
<b>A2 (8Z0) 2/00-</b>									
1.2 TDi Eng.ANY (45kW)		3/01-	F		22-0345-1		Ate	Th 14,5	
		3/01-	F		23-0526			Ø 239,0 Th 15,0-13,0	Vent.
		3/01-	R		53-0468		Vag	200,0x40	Hand Brake
		01-	R		51-0235		Vag	Ø 15,87 200,0x40	VAG
1.4 Eng.AUA/ BBY (55kW)		2/00-	F		22-0211-2		Ate	Th 19,5	
		5/02-	F		23-0390			Ø 256,0 Th 22,0-19,0	Vent.
		2/00-	R		53-0468		Vag	200,0x40	Hand Brake
		2/00-	R		18-0358			Ø 200,0	
1.4 TDi Eng.AMF (55kW)		00-	R		51-0158		Vag	Ø 17,46 200,0x40	VAG
		2/00-	F		22-0211-2		Ate	Th 19,5	
		00-	F		23-0390			Ø 256,0 Th 22,0-19,0	Vent.
		2/00-	R		53-0468		Vag	200,0x40	Hand Brake
1.4 TDi Eng.ATL (66kW)		00-	R		18-0358			Ø 200,0	
		00-	R		51-0158		Vag	Ø 17,46 200,0x40	VAG
		11/03-	F		22-0211-2		Ate	Th 19,5	
		11/03-	R		22-0100-1		Gir	Th 17,0	
1.6 FSI Eng.BAD (81kW)		11/03-	F		23-0390			Ø 256,0 Th 22,0-19,0	Vent.
		11/03-	R		23-0366			Ø 232,0 Th 8,8-7,0	
		11/03-	R		53-0468		Vag	200,0x40	Hand Brake
		11/03-	R		53-0468		Vag	200,0x40	Hand Brake
1.6 FSI Eng.BAD (81kW)		5/02-	F		22-0211-2		Ate	Th 19,5	
		5/02-	R		22-0100-1		Gir	Th 17,0	
		5/02-	F		23-0390			Ø 256,0 Th 22,0-19,0	Vent.
		5/02-	R		23-0366			Ø 232,0 Th 8,8-7,0	
		5/02-	R		53-0468		Vag	200,0x40	Hand Brake
<b>A3 I (8L1) 9/96-4/03</b>									
1.6 Eng.AEH/ AKL/ APF (74kW)		96-98	F		22-0211-0		Ate	Th 19,5	15/16Inch Wheels
		96-99	F		22-0211-0		Ate	Th 19,5	14Inch Wheels
		98-99	F		22-0211-1		Ate	Th 19,5	15/16Inch Wheels
		99-	F		22-0211-2		Ate	Th 19,5	14/15/16Inch Wheels
		9/96-8/00	R		22-0100-1		Gir	Th 17,0	
		96-00	F		23-0390			Ø 256,0 Th 22,0-19,0	Vent., Cod. ID PR 1LQ/1ZF
		96-00	F		23-0365			Ø 288,0 Th 25,0-23,0	Vent., Cod. ID PR 1LN/LE/ZH/ZE
		96-00	R		23-0366			Ø 232,0 Th 8,8-7,0	
1.6 Eng.AVU/ BFQ (75kW)		8/00-4/03	F		22-0211-2		Ate	Th 19,5	14/15/16Inch Wheels
		8/00-4/03	R		22-0100-1		Gir	Th 17,0	
		00-03	F		23-0390			Ø 256,0 Th 22,0-19,0	Vent., Cod. ID PR 1LQ/1ZF
		8/00-	F		23-0904			Ø 279,5 Th 22,0-19,0	Vent., Cod. ID PR 1LS/LR/ZM
		8/00-	F		23-0391			Ø 279,5 Th 22,0-19,0	Vent., Cod. ID PR 1LS/LR/ZM, FR
		8/00-	F		23-0365			Ø 288,0 Th 25,0-23,0	Vent., Cod. ID PR 1LN/LE/ZH/ZE
		8/00-	R		23-0366			Ø 232,0 Th 8,8-7,0	
1.8 S3 quattro Eng.AMK/ APY/ AUL (154kW)		-00	F		22-0181-2		Ate	Th 20,0	
		00-	F		22-0181-4		Ate	Th 20,0	
		3/99-	F		23-0706C			Ø 312,0 Th 25,0-21,0	Vent., (Coated)
		3/99-	R		23-0695C			Ø 256,0 Th 22,0-20,0	Vent., (Coated)
1.8 S3 quattro Eng.BAM (165kW)		10/01-4/03	F		22-0181-4		Ate	Th 20,0	
		01-	F		23-0706C			Ø 312,0 Th 25,0-21,0	Vent., (Coated)
		01-	R		23-0695C			Ø 256,0 Th 22,0-20,0	Vent., (Coated)
1.8 T, quattro Eng.AGU/ AQA/ ARZ/ ARX/ AUM (110kW)		-00	F		22-0181-2		Ate	Th 20,0	
		00-	F		22-0181-4		Ate	Th 20,0	
		12/96-4/03	R		22-0100-1		Gir	Th 17,0	
		96-03	F		23-0365			Ø 288,0 Th 25,0-23,0	Vent., Cod. ID PR 1LN/LE/ZH/ZE
		96-03	R		23-0366			Ø 232,0 Th 8,8-7,0	
		96-03	R		23-0742			Ø 239,0 Th 9,0-7,0	Quattro

















		Spare Parts	F/R	L/R	METELLI ref.	METELLI ref. w/KIT		DIMENSIONS mm.	NOTE
1.8 T, quattro Eng.AJL (132kW)	1/00-4/03	F	F		22-0181-4		Ate	Th 20,0	
					22-0100-1		Gir	Th 17,0	
	00-03	R	F		23-0365			Ø 288,0 Th 25,0-23,0	Vent., Cod. ID PR 1LN/LE/ZH/ZE
					23-0366			Ø 232,0 Th 8,8-7,0	
					23-0742			Ø 239,0 Th 9,0-7,0	Quattro
1.8 T, quattro Eng.AJQ/ APP/ ARY/ AUQ (132kW)	-00	F	F		22-0181-2		Ate	Th 20,0	
					22-0181-4		Ate	Th 20,0	
					22-0100-1		Gir	Th 17,0	
	12/98-4/03	R	F		23-0365			Ø 288,0 Th 25,0-23,0	Vent., Cod. ID PR 1LN/LE/ZH/ZE
					23-0366			Ø 232,0 Th 8,8-7,0	
96-03	R	F		23-0742			Ø 239,0 Th 9,0-7,0	Quattro	
1.8, quattro Eng.AGN/ APG (92kW)	96-98	F	F		22-0211-0		Ate	Th 19,5	15/16Inch Wheels
					22-0211-0		Ate	Th 19,5	14Inch Wheels
					22-0211-1		Ate	Th 19,5	15/16Inch Wheels
					22-0211-2		Ate	Th 19,5	14/15/16Inch Wheels
					22-0100-1		Gir	Th 17,0	
	9/96-4/03	R	F		23-0904			Ø 279,5 Th 22,0-19,0	Vent., Cod. ID PR 1LS/LR/ZM
					23-0391			Ø 279,5 Th 22,0-19,0	Vent., Cod. ID PR 1LS/LR/ZM, FR
					23-0365			Ø 288,0 Th 25,0-23,0	Vent., Cod. ID PR 1LN/LE/ZH/ZE
					23-0366			Ø 232,0 Th 8,8-7,0	
					23-0742			Ø 239,0 Th 9,0-7,0	Quattro
1.9 TDi Eng.AGR/ ALH (66kW)	96-98	F	F		22-0211-0		Ate	Th 19,5	15/16Inch Wheels
					22-0211-0		Ate	Th 19,5	14Inch Wheels
					22-0211-1		Ate	Th 19,5	15/16Inch Wheels
					22-0211-2		Ate	Th 19,5	14/15/16Inch Wheels
					22-0100-1		Gir	Th 17,0	
	9/96-7/01	R	F		23-0904			Ø 279,5 Th 22,0-19,0	Vent., Cod. ID PR 1LS/LR/ZM
					23-0391			Ø 279,5 Th 22,0-19,0	Vent., Cod. ID PR 1LS/LR/ZM, FR
					23-0365			Ø 288,0 Th 25,0-23,0	Vent., Cod. ID PR 1LN/LE/ZH/ZE
					23-0366			Ø 232,0 Th 8,8-7,0	
					23-0742			Ø 239,0 Th 9,0-7,0	Quattro
1.9 TDi Eng.AHF/ ASV (81kW)	97-98	F	F		22-0211-0		Ate	Th 19,5	15/16Inch Wheels
					22-0211-0		Ate	Th 19,5	14Inch Wheels
					22-0211-1		Ate	Th 19,5	15/16Inch Wheels
					22-0211-2		Ate	Th 19,5	14/15/16Inch Wheels
					22-0100-1		Gir	Th 17,0	
	8/97-7/01	R	F		23-0904			Ø 279,5 Th 22,0-19,0	Vent., Cod. ID PR 1LS/LR/ZM
					23-0391			Ø 279,5 Th 22,0-19,0	Vent., Cod. ID PR 1LS/LR/ZM, FR
					23-0365			Ø 288,0 Th 25,0-23,0	Vent., Cod. ID PR 1LN/LE/ZH/ZE
97-01	R	F		23-0366			Ø 232,0 Th 8,8-7,0		
1.9 TDi Eng.ATD/ AXR (74kW)	10/00-4/03	F	F		22-0211-2		Ate	Th 19,5	
					22-0100-1		Gir	Th 17,0	
	00-03	R	F		23-0904			Ø 279,5 Th 22,0-19,0	Vent., Cod. ID PR 1LS/LR/ZM
					23-0391			Ø 279,5 Th 22,0-19,0	Vent., Cod. ID PR 1LS/LR/ZM, FR
					23-0365			Ø 288,0 Th 25,0-23,0	Vent., Cod. ID PR 1LN/LE/ZH/ZE
00-03	R	F		23-0366			Ø 232,0 Th 8,8-7,0		
1.9 TDi, quattro Eng.ASZ (96kW)	8/00-4/03	F	F		22-0181-4		Ate	Th 20,0	
					22-0100-1		Gir	Th 17,0	
	8/00-03	R	F		23-0365			Ø 288,0 Th 25,0-23,0	Vent., Cod. ID PR 1LN/LE/ZH/ZE
					23-0366			Ø 232,0 Th 8,8-7,0	
					23-0742			Ø 239,0 Th 9,0-7,0	
<b>A3 II (8P1), Sportback 5/03-</b>									
1.4 16v TFSI Eng.CAXA/ CAXC (92kW)	1/08-	F	F		22-0548-0		Ate	Th 20,0	
					22-0100-5		Gir	Th 17,0	
	08-	R	F		23-0733			Ø 280,0 Th 22,0-19,0	Vent., Cod. ID PR 1ZF
					23-0734			Ø 288,0 Th 25,0-22,0	Vent., Cod. ID PR 1ZE/ZP
					23-0840			Ø 312,0 Th 25,0-22,0	Vent., Cod. ID PR 1ZD/1LJ
					23-0851			Ø 345,0 Th 30,0-27,0	Vent., Cod. ID PR 1LK
					23-0724			Ø 255,0 Th 10,0-8,0	Cod. ID PR 1KQ/1KD
					23-0725			Ø 260,0 Th 12,0-10,0	Cod. ID PR 1KE/1KF
08-	R	F		23-0852			Ø 286,0 Th 12,0-10,0	Cod. ID PR 1KZ/1KV/1KJ	
1.6 Eng.BGU / BSE / BSF (75kW)	5/03-	F	F		22-0211-2		Ate	Th 19,5	
					22-0548-0		Ate	Th 20,0	Disc 288x25 mm, Only Sportback
					22-0100-5		Gir	Th 17,0	
	5/03-	R	F		23-0733			Ø 280,0 Th 22,0-19,0	Vent., Cod. ID PR 1ZF
					23-0734			Ø 288,0 Th 25,0-22,0	Vent., Cod. ID PR 1ZE/ZP
					23-0840			Ø 312,0 Th 25,0-22,0	Vent., Cod. ID PR 1ZD/1LJ
					23-0851			Ø 345,0 Th 30,0-27,0	Vent., Cod. ID PR 1LK





















		Spare Parts	F/R	L/R	METELLI ref.	METELLI ref. w/KIT		DIMENSIONS mm.	NOTE	
1.6 Eng.BGU / BSE / BSF (75kW)	5/03-03-03		R		23-0724			Ø 255,0 Th 10,0-8,0	Cod. ID PR 1KQ/1KD	
			R		23-0725			Ø 260,0 Th 12,0-10,0	Cod. ID PR 1KE	
			R		23-0852			Ø 286,0 Th 12,0-10,0	Cod. ID PR 1KZ/1KV/1KJ	
1.6 FSI Eng.BAG/ BLF/ BLP (85kW)	8/03-8/03-8/03-8/03-8/03-03-03-03-03-03-03		F		22-0211-2		Ate	Th 19,5		
			F		22-0548-0		Ate	Th 20,0	Disc 288x25 mm, Only Sportback	
			R		22-0100-5		Gir	Th 17,0		
			F		23-0733				Ø 280,0 Th 22,0-19,0	Vent., Cod. ID PR 1ZF
			F		23-0734				Ø 288,0 Th 25,0-22,0	Vent., Cod. ID PR 1ZE/ZP
			F		23-0840				Ø 312,0 Th 25,0-22,0	Vent., Cod. ID PR 1ZD/1LJ
			F		23-0851				Ø 345,0 Th 30,0-27,0	Vent., Cod. ID PR 1LK
			R		23-0724				Ø 255,0 Th 10,0-8,0	Cod. ID PR 1KQ/1KD
			R		23-0725				Ø 260,0 Th 12,0-10,0	Cod. ID PR 1KE
			R		23-0852				Ø 286,0 Th 12,0-10,0	Cod. ID PR 1KZ/1KV/1KJ
1.8 16v TFSI, quattro Eng.BYT/ BZB / CDAA (118kW)	4/07-4/07-06-07-07-07-07-07-07-07-07		F		22-0548-0		Ate	Th 20,0		
			R		22-0100-5		Gir	Th 17,0		
			F		23-0734				Ø 288,0 Th 25,0-22,0	Vent., Cod. ID PR 1ZE/ZP
			F		23-0733				Ø 280,0 Th 22,0-19,0	Vent., Cod. ID PR 1ZF
			F		23-0840				Ø 312,0 Th 25,0-22,0	Vent., Cod. ID PR 1ZD/1LJ
			F		23-0851				Ø 345,0 Th 30,0-27,0	Vent., Cod. ID PR 1LK
			R		23-0724				Ø 255,0 Th 10,0-8,0	Cod. ID PR 1KQ/1KD
			R		23-0725				Ø 260,0 Th 12,0-10,0	Cod. ID PR 1KE
			R		23-0852				Ø 286,0 Th 12,0-10,0	Cod. ID PR 1KZ/1KV/1KJ
			1.9 TDi Eng.BKC (77kW)	5/03-5/03-5/03-5/03-5/03-03-03-5/03-03-03		F		22-0211-2		Ate
F		22-0548-0					Ate	Th 20,0	Disc 288x25, 312x25 mm / Only Sportback	
R		22-0100-5					Gir	Th 17,0		
F		23-0733							Ø 280,0 Th 22,0-19,0	Vent., Cod. ID PR 1ZF
F		23-0734							Ø 288,0 Th 25,0-22,0	Vent., Cod. ID PR 1ZE/ZP
F		23-0840							Ø 312,0 Th 25,0-22,0	Vent., Cod. ID PR 1ZD/1LJ
F		23-0851							Ø 345,0 Th 30,0-27,0	Vent., Cod. ID PR 1LK
R		23-0724							Ø 255,0 Th 10,0-8,0	Cod. ID PR 1KQ/1KD
R		23-0725							Ø 260,0 Th 12,0-10,0	Cod. ID PR 1KE
R		23-0852							Ø 286,0 Th 12,0-10,0	Cod. ID PR 1KZ/1KV/1KJ
2.0 FSI Eng.AXW/ BHD/ BLR/ BLX/ BLY/ BMB/ BVY/ BVZ (110kW)	5/03-5/03-5/03-5/03-03-5/03-5/03-03-03		F		22-0548-0		Ate	Th 20,0		
			R		22-0100-5		Gir	Th 17,0		
			F		23-0733				Ø 280,0 Th 22,0-19,0	Vent., Cod. ID PR 1ZF
			F		23-0734				Ø 288,0 Th 25,0-22,0	Vent., Cod. ID PR 1ZE/ZP
			F		23-0851				Ø 345,0 Th 30,0-27,0	Vent., Cod. ID PR 1LK
			F		23-0840				Ø 312,0 Th 25,0-22,0	Vent., Cod. ID PR 1ZD/1LJ
			R		23-0724				Ø 255,0 Th 10,0-8,0	Cod. ID PR 1KQ/1KD
			R		23-0725				Ø 260,0 Th 12,0-10,0	Cod. ID PR 1KE
			R		23-0852				Ø 286,0 Th 12,0-10,0	Cod. ID PR 1KZ/1KV/1KJ
			2.0 TDi Eng.BUY (120kW)	3/06-3/06-06-06-06-06-06-06-06-06-06		F		22-0548-0		Ate
R		22-0553-0					Gir	Th 17,0		
F		23-0733							Ø 280,0 Th 22,0-19,0	Vent., Cod. ID PR 1ZF
F		23-0734							Ø 288,0 Th 25,0-22,0	Vent., Cod. ID PR 1ZF
F		23-0840							Ø 312,0 Th 25,0-22,0	Vent., Cod. ID PR 1ZD/1LJ
F		23-0851							Ø 345,0 Th 30,0-27,0	Vent., Cod. ID PR 1LK
R		23-0724							Ø 255,0 Th 10,0-8,0	Cod. ID PR 1KQ/1KD
R		23-0725							Ø 260,0 Th 12,0-10,0	Cod. ID PR 1KE
R		23-0852							Ø 286,0 Th 12,0-10,0	Cod. ID PR 1KZ/1KV/1KJ
2.0 TDi, quattro Eng.AZV (100kW)	5/03-5/03-03-5/03-5/03-03-03					F		23-0733		
			F		23-0734			Ø 288,0 Th 25,0-22,0	Vent., Cod. ID PR 1ZE/ZP	
			F		23-0851			Ø 345,0 Th 30,0-27,0	Vent., Cod. ID PR 1LK	
			F		23-0840			Ø 312,0 Th 25,0-22,0	Vent., Cod. ID PR 1ZD/1LJ	
			R		23-0724			Ø 255,0 Th 10,0-8,0	Cod. ID PR 1KQ/1KD	
			R		23-0725			Ø 260,0 Th 12,0-10,0	Cod. ID PR 1KE	
			R		23-0852			Ø 286,0 Th 12,0-10,0	Cod. ID PR 1KZ/1KV/1KJ	
2.0 TDi, quattro Eng.BKD (103kW)	5/03-5/03-5/03-5/03-03-5/03-5/03-5/03-03		F		22-0548-0		Ate	Th 20,0		
			R		22-0100-5		Gir	Th 17,0		
			R		22-0553-0		Gir	Th 17,0	Only Quattro	
			F		23-0733				Ø 280,0 Th 22,0-19,0	Vent., Cod. ID PR 1ZF
			F		23-0734				Ø 288,0 Th 25,0-22,0	Vent., Cod. ID PR 1ZE/ZP
			F		23-0851				Ø 345,0 Th 30,0-27,0	Vent., Cod. ID PR 1LK
			F		23-0840				Ø 312,0 Th 25,0-22,0	Vent., Cod. ID PR 1ZD/1LJ
			R		23-0724				Ø 255,0 Th 10,0-8,0	Cod. ID PR 1KQ/1KD
			R		23-0725				Ø 260,0 Th 12,0-10,0	Quattro, Cod. ID PR 1KE/1KF
			R		23-0852				Ø 286,0 Th 12,0-10,0	Cod. ID PR 1KZ/1KV/1KJ
















		Spare Parts	F/R	L/R	METELLI ref.	METELLI ref. w/KIT		DIMENSIONS mm.	NOTE
2.0 TDi, quattro Eng.BMN (125kW)		3/06	F		22-0548-0		Ate	Th 20,0	
		3/06	R		22-0553-0		Gir	Th 17,0	
		06-	F		23-0733			Ø 280,0 Th 22,0-19,0	Vent., Cod. ID PR 1ZF
		06-	F		23-0734			Ø 288,0 Th 25,0-22,0	Vent., Cod. ID PR 1ZF
		06-	F		23-0840			Ø 312,0 Th 25,0-22,0	Vent., Cod. ID PR 1ZD/1LJ
		06-	F		23-0851			Ø 345,0 Th 30,0-27,0	Vent., Cod. ID PR 1LK
		06-	R		23-0724			Ø 255,0 Th 10,0-8,0	Cod. ID PR 1KQ/1KD
		06-	R		23-0725			Ø 260,0 Th 12,0-10,0	Cod. ID PR 1KE
		06-	R		23-0852			Ø 286,0 Th 12,0-10,0	Cod. ID PR 1KZ/1KV/1KJ
2.0 TDi, quattro, Sportback Eng.BMM (103kW)		11/05-	F		22-0548-0		Ate	Th 20,0	
		11/05-	R		22-0100-5		Gir	Th 17,0	
		11/05-	R		22-0553-0		Gir	Th 17,0	Only Quattro
		05-	F		23-0840			Ø 312,0 Th 25,0-22,0	Vent., Cod. ID PR 1ZD/1LJ
		05-	F		23-0851			Ø 345,0 Th 30,0-27,0	Vent., Cod. ID PR 1LK
		05-	R		23-0852			Ø 286,0 Th 12,0-10,0	Cod. ID PR 1KZ/1KV/1KJ
2.0 TFSI, quattro Eng.AXX / CAWB / CCTA (147kW)		9/04-	F		22-0548-0		Ate	Th 20,0	
		9/04-	R		22-0553-0		Gir	Th 17,0	
		9/04-	F		23-0733			Ø 280,0 Th 22,0-19,0	Vent., Cod. ID PR 1ZF
		9/04-	F		23-0734			Ø 288,0 Th 25,0-22,0	Vent., Cod. ID PR 1ZE/ZP
		04-	F		23-0851			Ø 345,0 Th 30,0-27,0	Vent., Cod. ID PR 1LK
		9/04-	F		23-0840			Ø 312,0 Th 25,0-22,0	Vent., Cod. ID PR 1ZD/1LJ
		9/04-	R		23-0724			Ø 255,0 Th 10,0-8,0	Cod. ID PR 1KQ/1KD
		9/04-	R		23-0725			Ø 260,0 Th 12,0-10,0	Quattro, Cod. ID PR 1KE/1KF
04-	R		23-0852			Ø 286,0 Th 12,0-10,0	Cod. ID PR 1KZ/1KV/1KJ		
3.2, quattro Eng.BDB/ BMJ (184kW)		7/03-	F		22-0549-2		Ate	Th 20,0	
		7/03-	R		22-0553-0		Gir	Th 17,0	Only Quattro
		7/03-	F		23-0734			Ø 288,0 Th 25,0-22,0	Vent., Cod. ID PR 1ZE/ZP
		03-	F		23-0733			Ø 280,0 Th 22,0-19,0	Vent., Cod. ID PR 1ZF/1ZM
		03-	F		23-0840			Ø 312,0 Th 25,0-22,0	Vent., Cod. ID PR 1ZD/1LJ
		03-	F		23-0851			Ø 345,0 Th 30,0-27,0	Vent., Cod. ID PR 1LK
03-	R		23-0889			Ø 310,0 Th 22,0-20,0	Vent., Cod. ID PR 2EA		
S3 2.0 16v TFSI quattro Eng.BHZ (195kW)		12/06-	F		22-0549-4		Ate	Th 20,0	
		12/06-	R		22-0553-0		Gir	Th 17,0	
		06-	F		23-0851			Ø 345,0 Th 30,0-27,0	Vent., Cod. ID PR 1LK
		06-	R		23-0889			Ø 310,0 Th 22,0-20,0	Vent., Cod. ID PR 2EA
<b>A3 II Cabrio 4/08-</b>									
1.8 16v TFSI Eng.BYT / BZB/ CDAA (118kW)		08-	F		22-0548-0		Ate	Th 20,0	
		08-	R		22-0100-5		Gir	Th 17,0	
		08-	F		23-0733			Ø 280,0 Th 22,0-19,0	Vent., Cod. ID PR 1ZF
		08-	F		23-0734			Ø 288,0 Th 25,0-22,0	Vent., Cod. ID PR 1ZE/ZP
		08-	F		23-0840			Ø 312,0 Th 25,0-22,0	Vent., Cod. ID PR 1ZD/1LJ
		08-	R		23-0724			Ø 255,0 Th 10,0-8,0	Cod. ID PR 1KQ/1KD
		08-	R		23-0852			Ø 286,0 Th 12,0-10,0	Cod. ID PR 1KZ/1KV/1KJ
1.9 TDI Eng.BLS/ BKC/ BXE (77kW)		08-	F		22-0211-2		Ate	Th 19,5	
		08-	F		22-0548-0		Ate	Th 20,0	Disc 288x25, 312x25 mm / Only Sportback
		08-	R		22-0100-5		Gir	Th 17,0	
		08-	F		23-0733			Ø 280,0 Th 22,0-19,0	Vent., Cod. ID PR 1ZF
		08-	F		23-0734			Ø 288,0 Th 25,0-22,0	Vent., Cod. ID PR 1ZE/ZP
		08-	F		23-0840			Ø 312,0 Th 25,0-22,0	Vent., Cod. ID PR 1ZD/1LJ
2.0 16v TFSI Eng.AXX / BWA/ CAWB / CCTA (147kW)		08-	F		22-0548-0		Ate	Th 20,0	
		08-	R		22-0553-0		Gir	Th 17,0	
		08-	F		23-0733			Ø 280,0 Th 22,0-19,0	Vent., Cod. ID PR 1ZF
		08-	F		23-0734			Ø 288,0 Th 25,0-22,0	Vent., Cod. ID PR 1ZE/ZP
		08-	F		23-0840			Ø 312,0 Th 25,0-22,0	Vent., Cod. ID PR 1ZD/1LJ
		08-	R		23-0724			Ø 255,0 Th 10,0-8,0	Cod. ID PR 1KQ/1KD
2.0 TDI Eng.CBAB (103kW)		08-	F		22-0211-2		Ate	Th 19,5	
		08-	F		22-0548-0		Ate	Th 20,0	Disc 288x25, 312x25 mm / Only Sportback
		08-	R		22-0100-5		Gir	Th 17,0	
		08-	F		23-0733			Ø 280,0 Th 22,0-19,0	Vent., Cod. ID PR 1ZF
		08-	F		23-0734			Ø 288,0 Th 25,0-22,0	Vent., Cod. ID PR 1ZE/ZP
		08-	F		23-0840			Ø 312,0 Th 25,0-22,0	Vent., Cod. ID PR 1ZD/1LJ
			R		23-0724		Ø 255,0 Th 10,0-8,0	Cod. ID PR 1KQ/1KD	
			R		23-0852		Ø 286,0 Th 12,0-10,0	Cod. ID PR 1KZ/1KV/1KJ	

		Spare Parts	F/R	L/R	METELLI ref.	METELLI ref. w/KIT		DIMENSIONS mm.	NOTE	
<b>A4 I (8D2, B5), Avant 1/95-9/01</b>										
1.6 Eng.ADP (74kW)	-97	f	F		22-0148-0		Gir	Th 19,0		
	97-99		F		22-0215-0		Gir	Th 19,5		
	99-		F		22-0215-2		Gir	Th 19,5		
	-97		R		22-0048-0		Gir	Th 16,5		
	97-	R		22-0100-1		Gir	Th 17,0			
	9/97-7/00	F		23-0468C			Ø 280,0 Th 22,0-20,0	Vent., (Coated)		
	95-9/97	f	F		23-0392		Ø 280,0 Th 13,0-11,0			
	95-7/00	R		23-0394C			Ø 245,0 Th 10,0-8,0	(Coated)		
1.6i Eng.AHL/ ANA/ ARM (74kW)	-97	f	F		22-0148-0		Gir	Th 19,0		
	97-99		F		22-0215-0		Gir	Th 19,5		
	99-		F		22-0215-2		Gir	Th 19,5		
	-97		R		22-0048-0		Gir	Th 16,5		
	97-	R		22-0100-1		Gir	Th 17,0			
	9/97-7/00	F		23-0468C			Ø 280,0 Th 22,0-20,0	Vent., (Coated)		
	95-9/97	f	F		23-0392		Ø 280,0 Th 13,0-11,0			
	95-7/00	R		23-0394C			Ø 245,0 Th 10,0-8,0	(Coated)		
1.6i Eng.ALZ (75kW)	00-	f	F		22-0215-2		Gir	Th 19,5		
	7/00-11/00		R		22-0100-1		Gir	Th 17,0		
	7/00-11/00	f	F		23-0468C		Ø 280,0 Th 22,0-20,0	Vent., (Coated)		
	7/00-11/00	R		23-0394C			Ø 245,0 Th 10,0-8,0	(Coated)		
1.8 Eng.AFY (85kW)	-97	f	F		22-0181-1		Ate	Th 20,0		
	97-99		F		22-0215-0		Gir	Th 19,5		
	99-		F		22-0215-2		Gir	Th 19,5		
	-97		R		22-0048-0		Gir	Th 16,5		
	97-	R		22-0100-1		Gir	Th 17,0			
	9/97-01	F		23-0468C			Ø 280,0 Th 22,0-20,0	Vent., (Coated)		
	95-9/97	f	F		23-0392		Ø 280,0 Th 13,0-11,0			
	95-01	R		23-0394C			Ø 245,0 Th 10,0-8,0	(Coated)		
1.8 Eng.APT/ ARG/ AVV (92kW)	-97	f	F		22-0181-1		Ate	Th 20,0		
	97-99		F		22-0215-0		Gir	Th 19,5		
	99-		F		22-0215-2		Gir	Th 19,5		
	-97		R		22-0048-0		Gir	Th 16,5		
	97-	R		22-0100-1		Gir	Th 17,0			
	9/97-01	F		23-0468C			Ø 280,0 Th 22,0-20,0	Vent., (Coated)		
	95-9/97	f	F		23-0263		Ø 287,5 Th 15,0-13,0			
	95-01	R		23-0394C			Ø 245,0 Th 10,0-8,0	(Coated)		
1.8 (Exc. Avant) (95kW)	-97	f	F		22-0181-1		Ate	Th 20,0		
	97-99		F		22-0215-0		Gir	Th 19,5		
	99-		F		22-0215-2		Gir	Th 19,5		
	-97		R		22-0048-0		Gir	Th 16,5		
	97-	R		22-0100-1		Gir	Th 17,0			
	95-00	f	F		23-0468C		Ø 280,0 Th 22,0-20,0	Ch 8DV054062-, Vent., (Coated)		
	1.8 quattro Eng.AFY (85kW)	-97	f	F		22-0181-1		Ate	Th 20,0	
		97-99		F		22-0215-0		Gir	Th 19,5	
99-		F			22-0215-2		Gir	Th 19,5		
7/95-9/01		R			22-0048-0		Gir	Th 16,5		
9/97-01		F		23-0468C			Ø 280,0 Th 22,0-20,0	Vent., (Coated)		
95-9/97		f	F		23-0392		Ø 280,0 Th 13,0-11,0			
95-01		R		23-0531C			Ø 245,0 Th 10,0-8,0	(Coated)		
1.8 quattro Eng.APT/ ARG/ AVV (92kW)		-97	f	F		22-0181-1		Ate	Th 20,0	
	97-99	F			22-0215-0		Gir	Th 19,5		
	99-	F			22-0215-2		Gir	Th 19,5		
	1/95-9/01	R			22-0048-0		Gir	Th 16,5		
	9/97-01	F		23-0468C			Ø 280,0 Th 22,0-20,0	Vent., (Coated)		
	95-9/97	f	F		23-0263		Ø 287,5 Th 15,0-13,0			
	95-01	R		23-0531C			Ø 245,0 Th 10,0-8,0	(Coated)		
	1.8 T. Eng.AEB/ ANB/ APU/ ARK (110kW)	-99	f	F		22-0181-1		Ate	Th 20,0	
99-		F			22-0314-0		Ate	Th 20,0		
-97		R			22-0048-0		Gir	Th 16,5		
97-		R			22-0100-1		Gir	Th 17,0		
95-01		f	F		23-0262C		Ø 287,7 Th 24,9-23,0	Vent., (Coated)		
95-01		R		23-0394C			Ø 245,0 Th 10,0-8,0	(Coated)		
1.8 T. Eng.AWT (110kW)		-99	f	F		22-0181-1		Ate	Th 20,0	
		99-		F		22-0314-0		Ate	Th 20,0	
	-97	R			22-0048-0		Gir	Th 16,5		
	97-	R			22-0100-1		Gir	Th 17,0		





















		Spare Parts	F/R	L/R	METELLI ref.	METELLI ref. w/KIT		DIMENSIONS mm.	NOTE	
1.8 T. Eng.AWT (110kW)	95-01		F		<b>23-0262C</b>			Ø 287,7 Th 24,9-23,0	Vent., (Coated)	
			R		<b>23-0394C</b>			Ø 245,0 Th 10,0-8,0	(Coated)	
1.8 T. quattro Eng.AEB/ ANB/ APU/ ARK (110kW)	-99		F		<b>22-0181-1</b>		Ate	Th 20,0		
	99-		F		<b>22-0314-0</b>		Ate	Th 20,0		
	1/95-9/01		R		<b>22-0048-0</b>		Gir	Th 16,5		
	95-01		F		<b>23-0262C</b>			Ø 287,7 Th 24,9-23,0	Vent., (Coated)	
	95-01		R		<b>23-0531C</b>			Ø 245,0 Th 10,0-8,0	(Coated)	
1.8 T. quattro Eng.AWT (110kW)	-99		F		<b>22-0181-1</b>		Ate	Th 20,0		
	99-		F		<b>22-0314-0</b>		Ate	Th 20,0		
	1/95-9/01		R		<b>22-0048-0</b>		Gir	Th 16,5		
	95-01		F		<b>23-0262C</b>			Ø 287,7 Th 24,9-23,0	Vent., (Coated)	
	95-01		R		<b>23-0531C</b>			Ø 245,0 Th 10,0-8,0	(Coated)	
1.8 T., Quattro Eng.AJL (132kW)	-99		F		<b>22-0181-1</b>		Ate	Th 20,0		
	99-		F		<b>22-0314-0</b>		Ate	Th 20,0		
	12/97-9/01		R		<b>22-0048-0</b>		Gir	Th 16,5	Only Quattro	
			R		<b>22-0100-1</b>		Gir	Th 17,0		
	97-01		F		<b>23-0262C</b>			Ø 287,7 Th 24,9-23,0	Vent., (Coated)	
	95-01		R		<b>23-0531C</b>			Ø 245,0 Th 10,0-8,0	(Coated), Only Quattro	
	97-01		R		<b>23-0394C</b>			Ø 245,0 Th 10,0-8,0	(Coated), Only T	
1.8, quattro Eng.ADR (92kW)	-97		F		<b>22-0181-1</b>		Ate	Th 20,0		
	97-99		F		<b>22-0215-0</b>		Gir	Th 19,5		
	99-		F		<b>22-0215-2</b>		Gir	Th 19,5		
	-97		R		<b>22-0048-0</b>		Gir	Th 16,5		
	97-		R		<b>22-0100-1</b>		Gir	Th 17,0		
	9/97-01		F		<b>23-0468C</b>			Ø 280,0 Th 22,0-20,0	Vent., (Coated)	
	95-9/97		F		<b>23-0263</b>			Ø 287,5 Th 15,0-13,0		
	95-01		R		<b>23-0394C</b>			Ø 245,0 Th 10,0-8,0	(Coated)	
1.9 D (47kW)	97-01		F		<b>23-0468C</b>			Ø 280,0 Th 22,0-20,0	Vent., (Coated)	
	97-01		R		<b>23-0394C</b>			Ø 245,0 Th 10,0-8,0	(Coated)	
1.9 TDi Eng.1Z (66kW)	-97		F		<b>22-0148-0</b>		Gir	Th 19,0		
	97-99		F		<b>22-0215-0</b>		Gir	Th 19,5		
	99-		F		<b>22-0215-2</b>		Gir	Th 19,5		
	-97		R		<b>22-0048-0</b>		Gir	Th 16,5		
	97-		R		<b>22-0100-1</b>		Gir	Th 17,0		
	9/97-01		F		<b>23-0468C</b>			Ø 280,0 Th 22,0-20,0	Vent., (Coated)	
	95-9/97		F		<b>23-0392</b>			Ø 280,0 Th 13,0-11,0		
	95-01		R		<b>23-0394C</b>			Ø 245,0 Th 10,0-8,0	(Coated)	
1.9 TDi Eng.AFF (55kW)	-01		F		<b>23-0468C</b>			Ø 280,0 Th 22,0-20,0	Ch 8DV160001-, Vent., (Coated)	
	96-		F		<b>23-0392</b>			Ø 280,0 Th 13,0-11,0	Ch -8DV160000	
	95-01		R		<b>23-0394C</b>			Ø 245,0 Th 10,0-8,0	(Coated)	
1.9 TDi Eng.AFN/ AVG (81kW)	-99		F		<b>22-0181-1</b>		Ate	Th 20,0		
	99-		F		<b>22-0314-0</b>		Ate	Th 20,0		
	-97		R		<b>22-0048-0</b>		Gir	Th 16,5		
	97-		R		<b>22-0100-1</b>		Gir	Th 17,0		
	95-01		F		<b>23-0262C</b>			Ø 287,7 Th 24,9-23,0	Vent., (Coated)	
	95-01		R		<b>23-0394C</b>			Ø 245,0 Th 10,0-8,0	(Coated)	
1.9 TDi Eng.AHH/ AHU (66kW)	-97		F		<b>22-0148-0</b>		Gir	Th 19,0		
	97-99		F		<b>22-0215-0</b>		Gir	Th 19,5		
	99-		F		<b>22-0215-2</b>		Gir	Th 19,5		
	-97		R		<b>22-0048-0</b>		Gir	Th 16,5		
	97-		R		<b>22-0100-1</b>		Gir	Th 17,0		
	9/97-01		F		<b>23-0468C</b>			Ø 280,0 Th 22,0-20,0	Vent., (Coated)	
	95-9/97		F		<b>23-0392</b>			Ø 280,0 Th 13,0-11,0		
	95-01		R		<b>23-0394C</b>			Ø 245,0 Th 10,0-8,0	(Coated)	
1.9 TDi Eng.AJM/ ATJ (85kW)	3/00-9/01		F		<b>22-0314-0</b>		Ate	Th 20,0		
	3/00-9/01		R		<b>22-0100-1</b>		Gir	Th 17,0		
	00-9/01		F		<b>23-0262C</b>			Ø 287,7 Th 24,9-23,0	Vent., (Coated), Cod. ID PR 1LB	
	3/00-9/01		F		<b>23-0468C</b>			Ø 280,0 Th 22,0-20,0	Vent., (Coated)	
	3/00-9/01		R		<b>23-0394C</b>			Ø 245,0 Th 10,0-8,0	(Coated)	
1.9 TDi quattro Eng.AFN/ AVG (81kW)	-99		F		<b>22-0181-1</b>		Ate	Th 20,0		
	99-		F		<b>22-0314-0</b>		Ate	Th 20,0		
	10/95-9/01		R		<b>22-0048-0</b>		Gir	Th 16,5		
	95-01		F		<b>23-0262C</b>			Ø 287,7 Th 24,9-23,0	Vent., (Coated)	
	95-01		R		<b>23-0531C</b>			Ø 245,0 Th 10,0-8,0	(Coated)	
1.9 TDi quattro Eng.AJM/ ATJ (85kW)	3/00-9/01		F		<b>22-0314-0</b>		Ate	Th 20,0		
	3/00-9/01		R		<b>22-0048-0</b>		Gir	Th 16,5		
	00-9/01		F		<b>23-0262C</b>			Ø 287,7 Th 24,9-23,0	Vent., (Coated), Cod. ID PR 1LB	





















		Spare Parts	F/R	L/R	METELLI ref.	METELLI ref. w/KIT		DIMENSIONS mm.	NOTE
1.9 TDi quattro Eng.AJM/ ATJ (85kW)	3/00-9/01 95-01		F		<b>23-0468C</b>			Ø 280,0 Th 22,0-20,0	Vent., (Coated)
			R		<b>23-0531C</b>			Ø 245,0 Th 10,0-8,0	(Coated)
2.4 Eng.AFM (110kW)	7/95-7/97 7/95-7/97 95-97 95-01		F		<b>22-0181-1</b>		Ate	Th 20,0	
			R		<b>22-0100-1</b>		Gir	Th 17,0	
			F		<b>23-0262C</b>			Ø 287,7 Th 24,9-23,0	Vent., (Coated)
			R		<b>23-0394C</b>			Ø 245,0 Th 10,0-8,0	(Coated)
2.4 Eng.AGA/ ALF/ AML/ APS/ ARJ (121kW)	-99 99- 3/97-9/01 97-01 97-01		F		<b>22-0181-1</b>		Ate	Th 20,0	
			F		<b>22-0314-0</b>		Ate	Th 20,0	
			R		<b>22-0100-1</b>		Gir	Th 17,0	
			F		<b>23-0262C</b>			Ø 287,7 Th 24,9-23,0	Vent., (Coated)
			R		<b>23-0394C</b>			Ø 245,0 Th 10,0-8,0	(Coated)
			F		<b>23-0262C</b>			Ø 287,7 Th 24,9-23,0	Vent., (Coated)
2.4 Eng.AJG/ AMM/ APZ (120kW)	-99 99- 8/97-9/01 97-01 97-01		F		<b>22-0181-1</b>		Ate	Th 20,0	
			F		<b>22-0314-0</b>		Ate	Th 20,0	
			R		<b>22-0100-1</b>		Gir	Th 17,0	
			F		<b>23-0262C</b>			Ø 287,7 Th 24,9-23,0	Vent., (Coated)
			R		<b>23-0394C</b>			Ø 245,0 Th 10,0-8,0	(Coated)
			F		<b>23-0262C</b>			Ø 287,7 Th 24,9-23,0	Vent., (Coated)
2.4 quattro Eng.AGA/ ALF/ AML/ APS/ ARJ (121kW)	-99 99- 3/97-9/01 97-01 95-01		F		<b>22-0181-1</b>		Ate	Th 20,0	
			F		<b>22-0314-0</b>		Ate	Th 20,0	
			R		<b>22-0048-0</b>		Gir	Th 16,5	
			F		<b>23-0262C</b>			Ø 287,7 Th 24,9-23,0	Vent., (Coated)
			R		<b>23-0531C</b>			Ø 245,0 Th 10,0-8,0	(Coated)
			F		<b>23-0262C</b>			Ø 287,7 Th 24,9-23,0	Vent., (Coated)
2.4 quattro Eng.AJG/ AMM/ APZ (120kW)	-99 99- 8/97-9/01 97-01 95-01		F		<b>22-0181-1</b>		Ate	Th 20,0	
			F		<b>22-0314-0</b>		Ate	Th 20,0	
			R		<b>22-0048-0</b>		Gir	Th 16,5	
			F		<b>23-0262C</b>			Ø 287,7 Th 24,9-23,0	Vent., (Coated)
			R		<b>23-0531C</b>			Ø 245,0 Th 10,0-8,0	(Coated)
			F		<b>23-0262C</b>			Ø 287,7 Th 24,9-23,0	Vent., (Coated)
2.5 TDi Eng.AFB (110kW)	-99 99- 9/97-9/01 97-00 97-00		F		<b>22-0181-1</b>		Ate	Th 20,0	
			F		<b>22-0314-0</b>		Ate	Th 20,0	
			R		<b>22-0100-1</b>		Gir	Th 17,0	
			F		<b>23-0262C</b>			Ø 287,7 Th 24,9-23,0	Vent., (Coated)
			R		<b>23-0394C</b>			Ø 245,0 Th 10,0-8,0	(Coated)
			F		<b>23-0262C</b>			Ø 287,7 Th 24,9-23,0	Vent., (Coated)
2.5 TDi Eng.AKN (110kW)	-99 99- 9/97-9/01 97-00 97-00		F		<b>22-0181-1</b>		Ate	Th 20,0	
			F		<b>22-0314-0</b>		Ate	Th 20,0	
			R		<b>22-0100-1</b>		Gir	Th 17,0	
			F		<b>23-0262C</b>			Ø 287,7 Th 24,9-23,0	Vent., (Coated)
			R		<b>23-0394C</b>			Ø 245,0 Th 10,0-8,0	(Coated)
			F		<b>23-0262C</b>			Ø 287,7 Th 24,9-23,0	Vent., (Coated)
2.5 TDi quattro Eng.AFB (110kW)	-99 99- 9/97-9/01 97-00 95-01		F		<b>22-0181-1</b>		Ate	Th 20,0	
			F		<b>22-0314-0</b>		Ate	Th 20,0	
			R		<b>22-0048-0</b>		Gir	Th 16,5	
			F		<b>23-0262C</b>			Ø 287,7 Th 24,9-23,0	Vent., (Coated)
			R		<b>23-0531C</b>			Ø 245,0 Th 10,0-8,0	(Coated)
			F		<b>23-0262C</b>			Ø 287,7 Th 24,9-23,0	Vent., (Coated)
2.5 TDi quattro Eng.AKN (110kW)	-99 99- 9/97-9/01 97-00 95-01		F		<b>22-0181-1</b>		Ate	Th 20,0	
			F		<b>22-0314-0</b>		Ate	Th 20,0	
			R		<b>22-0048-0</b>		Gir	Th 16,5	
			F		<b>23-0262C</b>			Ø 287,7 Th 24,9-23,0	Vent., (Coated)
			R		<b>23-0531C</b>			Ø 245,0 Th 10,0-8,0	(Coated)
			F		<b>23-0262C</b>			Ø 287,7 Th 24,9-23,0	Vent., (Coated)
2.6 Eng.ABC (110kW)	1/95-9/01 -97 97- 95-9/97 95-9/97		F		<b>22-0181-1</b>		Ate	Th 20,0	
			R		<b>22-0048-0</b>		Gir	Th 16,5	
			R		<b>22-0100-1</b>		Gir	Th 17,0	
			F		<b>23-0262C</b>			Ø 287,7 Th 24,9-23,0	Vent., (Coated)
			R		<b>23-0394C</b>			Ø 245,0 Th 10,0-8,0	(Coated)
			F		<b>23-0262C</b>			Ø 287,7 Th 24,9-23,0	Vent., (Coated)
2.6 Eng.ACZ (102kW)	1/96-7/97 -97 97-		F		<b>22-0181-1</b>		Ate	Th 20,0	
			R		<b>22-0048-0</b>		Gir	Th 16,5	
			R		<b>22-0100-1</b>		Gir	Th 17,0	
2.6 quattro Eng.ABC (110kW)	1/95-9/01 1/95-9/01 95-97 95-01		F		<b>22-0181-1</b>		Ate	Th 20,0	
			R		<b>22-0048-0</b>		Gir	Th 16,5	
			F		<b>23-0262C</b>			Ø 287,7 Th 24,9-23,0	Vent., (Coated)
			R		<b>23-0531C</b>			Ø 245,0 Th 10,0-8,0	(Coated)
2.7 Bi T. quattro (187kW)	8/98-12/98 8/98-12/98		F		<b>22-0774-1</b>		Gir	Th 18,0	
			R		<b>22-0048-0</b>		Gir	Th 16,5	
2.7 S4 quattro Eng.AGB (195kW)	9/97-9/01 97-00		R		<b>22-0048-0</b>		Gir	Th 16,5	
			F		<b>23-0705C</b>			Ø 321,0 Th 30,0-28,0	Vent., (Coated)
2.7 T. quattro (Exc. Avant) Eng.AJK (169kW)	2/99-11/00 2/99-11/00 99-00		F		<b>22-0774-1</b>		Gir	Th 18,0	
			R		<b>22-0048-0</b>		Gir	Th 16,5	
			F		<b>23-0705C</b>			Ø 321,0 Th 30,0-28,0	Vent., (Coated)
2.8 Eng.AAH (128kW)	1/95-7/97 -97		F		<b>22-0181-1</b>		Ate	Th 20,0	
			R		<b>22-0048-0</b>		Gir	Th 16,5	




		Spare Parts	F/R	L/R	METELLI ref.	METELLI ref. w/KIT		DIMENSIONS mm.	NOTE
2.8 Eng.AAH (128kW)	97- 95-97 95-97		F	R	22-0100-1		Gir	Th 17,0	
			F		23-0262C			Ø 287,7 Th 24,9-23,0	Vent., (Coated)
			R		23-0394C			Ø 245,0 Th 10,0-8,0	(Coated)
2.8 Eng.ACK/ ALG/ AMX/ APR/ AQD (142kW)	-99- 99- -97 97- 96-01 96-01		F		22-0181-1		Ate	Th 20,0	
			F		22-0314-0		Ate	Th 20,0	
			R		22-0048-0		Gir	Th 16,5	
			R		22-0100-1		Gir	Th 17,0	
			F		23-0262C			Ø 287,7 Th 24,9-23,0	Vent., (Coated)
			R		23-0394C			Ø 245,0 Th 10,0-8,0	(Coated)
2.8 quattro Eng.AAH (128kW)	1/95-7/97 1/95-7/97 95-97 95-01		F		22-0181-1		Ate	Th 20,0	
			R		22-0048-0		Gir	Th 16,5	
			F		23-0262C			Ø 287,7 Th 24,9-23,0	Vent., (Coated)
			R		23-0531C			Ø 245,0 Th 10,0-8,0	(Coated)
2.8 quattro Eng.ACK/ ALG/ AMX/ APR/ AQD (142kW)	-99- 99- 10/96-9/01 96-01 95-01		F		22-0181-1		Ate	Th 20,0	
			F		22-0314-0		Ate	Th 20,0	
			R		22-0048-0		Gir	Th 16,5	
			F		23-0262C			Ø 287,7 Th 24,9-23,0	Vent., (Coated)
			R		23-0531C			Ø 245,0 Th 10,0-8,0	(Coated)
<b>A4 II (8E2, B6), Avant 11/00-10/04</b>									
1.6 Eng.ALZ (75kW)	11/00-10/04 11/00-10/04 11/00- 11/00- 00-04 11/00- 11/00- 00-		F		22-0215-2		Gir	Th 19,5	
			R		22-0100-1		Gir	Th 17,0	
			F		23-0468C			Ø 280,0 Th 22,0-20,0	Vent., (Coated), Cod. ID PR 1LZ
			F		23-0262C			Ø 287,7 Th 24,9-23,0	Vent., (Coated), Cod. ID PR 1LB/1LE
			F		23-0918			Ø 320,0 Th 30,0-28,0	Vent., Cod. ID PR 1LC
			R		23-0748C			Ø 245,0 Th 10,0-8,0	(Coated), Cod. ID PR 1KD
			R		23-0749C			Ø 255,0 Th 12,0-10,0	(Coated), Cod. ID PR 1KP
1.8 T., Quattro Eng.AMB (125kW)	01-04 01-04 01-04 01- 01-04 01-04 01-04		F		23-0262C			Ø 287,7 Th 24,9-23,0	Vent., (Coated), Cod. ID PR 1LB/1LE
			F		23-0726C			Ø 312,0 Th 25,0-23,0	Vent., (Coated), Cod. ID PR 1LF/1LT
			F		23-0918			Ø 320,0 Th 30,0-28,0	Vent., Cod. ID PR 1LC
			R		23-0855C			Ø 288,0 Th 12,0-10,0	Ch 8E5400001-, (Coated), Cod. ID PR 1KW
			R		23-0748C			Ø 245,0 Th 10,0-8,0	(Coated), Cod. ID PR 1KD
			R		23-0749C			Ø 255,0 Th 12,0-10,0	(Coated), Cod. ID PR 1KP
			R		23-0705C			Ø 321,0 Th 30,0-28,0	Vent., (Coated), Cod. ID PR 1LA
1.8 T., Quattro Eng.AVJ (110kW)	11/00-7/02 11/00-7/02 11/00-7/02 11/00-7/02 00-02 00-02 00-02 11/00- 11/00- 00-		F		22-0314-0		Ate	Th 20,0	
			R		22-0100-1		Gir	Th 17,0	
			F		23-0468C			Ø 280,0 Th 22,0-20,0	Vent., (Coated), Cod. ID PR 1LZ
			F		23-0262C			Ø 287,7 Th 24,9-23,0	Vent., (Coated), Cod. ID PR 1LB/1LE
			F		23-0726C			Ø 312,0 Th 25,0-23,0	Vent., (Coated), Cod. ID PR 1LF/1LT
			F		23-0705C			Ø 321,0 Th 30,0-28,0	Vent., (Coated), Cod. ID PR 1LA
			F		23-0918			Ø 320,0 Th 30,0-28,0	Vent., Cod. ID PR 1LC
			R		23-0748C			Ø 245,0 Th 10,0-8,0	(Coated), Cod. ID PR 1KD
			R		23-0749C			Ø 255,0 Th 12,0-10,0	(Coated), Cod. ID PR 1KP
			R		23-0855C			Ø 288,0 Th 12,0-10,0	Ch 8E5400001-, (Coated), Cod. ID PR 1KW
1.8 T., Quattro Eng.BEX (140kW)	11/02-10/04 11/02-10/04 02- 02-04 02-04 02-04 02- 02- 02-		F		22-0314-0		Ate	Th 20,0	
			R		22-0100-1		Gir	Th 17,0	
			F		23-0726C			Ø 312,0 Th 25,0-23,0	Vent., (Coated), Cod. ID PR 1LF/1LT
			F		23-0262C			Ø 287,7 Th 24,9-23,0	Vent., (Coated), Cod. ID PR 1LB/1LE
			F		23-0705C			Ø 321,0 Th 30,0-28,0	Vent., (Coated), Cod. ID PR 1LA
			F		23-0918			Ø 320,0 Th 30,0-28,0	Vent., Cod. ID PR 1LC
			R		23-0748C			Ø 245,0 Th 10,0-8,0	(Coated), Cod. ID PR 1KD
			R		23-0749C			Ø 255,0 Th 12,0-10,0	(Coated), Cod. ID PR 1KP
1.8 T., Quattro Eng.BFB (120kW)	7/02-10/04 7/02-10/04 7/02- 02-04 7/02- 7/02- 02-		F		22-0314-0		Ate	Th 20,0	
			R		22-0100-1		Gir	Th 17,0	
			F		23-0726C			Ø 312,0 Th 25,0-23,0	Vent., (Coated), Cod. ID PR 1LF/1LT
			F		23-0918			Ø 320,0 Th 30,0-28,0	Vent., Cod. ID PR 1LC
			R		23-0748C			Ø 245,0 Th 10,0-8,0	(Coated), Cod. ID PR 1KD
			R		23-0749C			Ø 255,0 Th 12,0-10,0	(Coated), Cod. ID PR 1KP
1.9 TDi Eng.AVB (74kW)	5/01-10/04 5/01-10/04 5/01-10/04 5/01- 01-04 01-04 01-04		F		22-0314-0		Ate	Th 20,0	
			F		22-0215-2		Gir	Th 19,5	
			R		22-0100-1		Gir	Th 17,0	
			F		23-0468C			Ø 280,0 Th 22,0-20,0	Vent., (Coated)
			F		23-0262C			Ø 287,7 Th 24,9-23,0	Vent., (Coated), Cod. ID PR 1LB/1LE
			F		23-0726C			Ø 312,0 Th 25,0-23,0	Vent., (Coated), Cod. ID PR 1LF/1LT
					Ø 320,0 Th 30,0-28,0	Vent., Cod. ID PR 1LC			






		Spare Parts	F/R	L/R	METELLI ref.	METELLI ref. w/KIT		DIMENSIONS mm.	NOTE
1.9 TDi Eng.AVB (74kW)	5/01-		R		<b>23-0748C</b>			Ø 245,0 Th 10,0-8,0	(Coated), Cod. ID PR 1KD
	5/01-		R		<b>23-0749C</b>			Ø 255,0 Th 12,0-10,0	(Coated), Cod. ID PR 1KP
	01-		R		<b>23-0855C</b>			Ø 288,0 Th 12,0-10,0	Ch 8E5400001-, (Coated), Cod. ID PR 1KW
1.9 TDi Eng.AVF/ AWX (96kW)	11/00-10/04		F		<b>22-0314-0</b>		Ate	Th 20,0	
	11/00-10/04		R		<b>22-0100-1</b>		Gir	Th 17,0	
	11/00-		F		<b>23-0468C</b>			Ø 280,0 Th 22,0-20,0	Vent., (Coated), Cod. ID PR 1LZ
	11/00-		F		<b>23-0262C</b>			Ø 287,7 Th 24,9-23,0	Vent., (Coated), Cod. ID PR 1LB/1LE
	00-04		F		<b>23-0726C</b>			Ø 312,0 Th 25,0-23,0	Vent., (Coated), Cod. ID PR 1LF/1LT
	00-04		F		<b>23-0705C</b>			Ø 321,0 Th 30,0-28,0	Vent., (Coated), Cod. ID PR 1LA
	00-04		F		<b>23-0918</b>			Ø 320,0 Th 30,0-28,0	Vent., Cod. ID PR 1LC
	11/00-		R		<b>23-0748C</b>			Ø 245,0 Th 10,0-8,0	(Coated), Cod. ID PR 1KD
	11/00-		R		<b>23-0749C</b>			Ø 255,0 Th 12,0-10,0	(Coated), Cod. ID PR 1KP
	00-		R		<b>23-0855C</b>			Ø 288,0 Th 12,0-10,0	Ch 8E5400001-, (Coated), Cod. ID PR 1KW
1.9 TDi Eng.BKE (85kW)	6/04-10/04		F		<b>22-0314-0</b>		Ate	Th 20,0	
	6/04-10/04		R		<b>22-0100-1</b>		Gir	Th 17,0	
	6/04-10/04		F		<b>23-0918</b>			Ø 320,0 Th 30,0-28,0	Vent., Cod. ID PR 1LC
	04-		R		<b>23-0855C</b>			Ø 288,0 Th 12,0-10,0	Ch 8E5400001-, (Coated), Cod. ID PR 1KW
1.9 TDi quattro Eng.AVF/ AWX (96kW)	11/00-10/04		F		<b>22-0314-0</b>		Ate	Th 20,0	
	11/00-10/04		R		<b>22-0100-1</b>		Gir	Th 17,0	
	11/00-		F		<b>23-0468C</b>			Ø 280,0 Th 22,0-20,0	Vent., (Coated), Cod. ID PR 1LZ
	11/00-		F		<b>23-0262C</b>			Ø 287,7 Th 24,9-23,0	Vent., (Coated), Cod. ID PR 1LB/1LE
	00-04		F		<b>23-0726C</b>			Ø 312,0 Th 25,0-23,0	Vent., (Coated), Cod. ID PR 1LF/1LT
	00-04		F		<b>23-0705C</b>			Ø 321,0 Th 30,0-28,0	Vent., (Coated), Cod. ID PR 1LA
	00-04		F		<b>23-0918</b>			Ø 320,0 Th 30,0-28,0	Vent., Cod. ID PR 1LC
	11/00-		R		<b>23-0748C</b>			Ø 245,0 Th 10,0-8,0	(Coated), Cod. ID PR 1KD
	11/00-		R		<b>23-0749C</b>			Ø 255,0 Th 12,0-10,0	(Coated), Cod. ID PR 1KP
	00-		R		<b>23-0855C</b>			Ø 288,0 Th 12,0-10,0	Ch 8E5400001-, (Coated), Cod. ID PR 1KW
2.0 Eng.ALT (96kW)	11/00-10/04		F		<b>22-0314-0</b>		Ate	Th 20,0	
	11/00-10/04		F		<b>22-0215-2</b>		Gir	Th 19,5	
	11/00-10/04		R		<b>22-0100-1</b>		Gir	Th 17,0	
	11/00-		F		<b>23-0468C</b>			Ø 280,0 Th 22,0-20,0	Vent., (Coated), Cod. ID PR 1LZ
	11/00-		F		<b>23-0262C</b>			Ø 287,7 Th 24,9-23,0	Vent., (Coated), Cod. ID PR 1LB/1LE
	00-04		F		<b>23-0918</b>			Ø 320,0 Th 30,0-28,0	Vent., Cod. ID PR 1LC
	11/00-		R		<b>23-0748C</b>			Ø 245,0 Th 10,0-8,0	(Coated), Cod. ID PR 1KD
	11/00-		R		<b>23-0749C</b>			Ø 255,0 Th 12,0-10,0	(Coated), Cod. ID PR 1KP
2.0 FSI Eng.AWA (110kW)	7/02-10/04		F		<b>22-0314-0</b>		Ate	Th 20,0	
	7/02-10/04		R		<b>22-0100-1</b>		Gir	Th 17,0	
	02-04		F		<b>23-0262C</b>			Ø 287,7 Th 24,9-23,0	Vent., (Coated), Cod. ID PR 1LB/1LE
	02-04		F		<b>23-0726C</b>			Ø 312,0 Th 25,0-23,0	Vent., (Coated), Cod. ID PR 1LF/1LT
	02-04		F		<b>23-0705C</b>			Ø 321,0 Th 30,0-28,0	Vent., (Coated), Cod. ID PR 1LA
	02-04		F		<b>23-0918</b>			Ø 320,0 Th 30,0-28,0	Vent., Cod. ID PR 1LC
	02-		R		<b>23-0748C</b>			Ø 245,0 Th 10,0-8,0	(Coated), Cod. ID PR 1KD
2.4 Eng.AMM (120kW)	9/01-10/04		F		<b>22-0314-0</b>		Ate	Th 20,0	
	9/01-10/04		R		<b>22-0100-1</b>		Gir	Th 17,0	
	01-04		F		<b>23-0262C</b>			Ø 287,7 Th 24,9-23,0	Vent., (Coated), Cod. ID PR 1LB/1LE
	01-04		F		<b>23-0705C</b>			Ø 321,0 Th 30,0-28,0	Vent., (Coated), Cod. ID PR 1LA
	01-04		F		<b>23-0918</b>			Ø 320,0 Th 30,0-28,0	Vent., Cod. ID PR 1LC
	01-		R		<b>23-0855C</b>			Ø 288,0 Th 12,0-10,0	Ch 8E5400001-, (Coated), Cod. ID PR 1KW
2.4 Eng.BDV (125kW)	9/01-10/04		F		<b>22-0314-0</b>		Ate	Th 20,0	
	9/01-10/04		R		<b>22-0100-1</b>		Gir	Th 17,0	
	9/01-		F		<b>23-0726C</b>			Ø 312,0 Th 25,0-23,0	Vent., (Coated), Cod. ID PR 1LF/1LT
	01-04		F		<b>23-0262C</b>			Ø 287,7 Th 24,9-23,0	Vent., (Coated), Cod. ID PR 1LB/1LE
	01-04		F		<b>23-0705C</b>			Ø 321,0 Th 30,0-28,0	Vent., (Coated), Cod. ID PR 1LA
	01-04		F		<b>23-0918</b>			Ø 320,0 Th 30,0-28,0	Vent., Cod. ID PR 1LC
	9/01-		R		<b>23-0748C</b>			Ø 245,0 Th 10,0-8,0	(Coated), Cod. ID PR 1KD
	9/01-		R		<b>23-0749C</b>			Ø 255,0 Th 12,0-10,0	(Coated), Cod. ID PR 1KP
2.5 TDi Eng.AYM (114kW)	8/01-7/02		F		<b>22-0314-0</b>		Ate	Th 20,0	
	8/01-7/02		R		<b>22-0100-1</b>		Gir	Th 17,0	
	8/01-		F		<b>23-0726C</b>			Ø 312,0 Th 25,0-23,0	Vent., (Coated), Cod. ID PR 1LF/1LT
	01-02		F		<b>23-0705C</b>			Ø 321,0 Th 30,0-28,0	Vent., (Coated), Cod. ID PR 1LA
	01-02		F		<b>23-0918</b>			Ø 320,0 Th 30,0-28,0	Vent., Cod. ID PR 1LC
8/01-	R		<b>23-0748C</b>			Ø 245,0 Th 10,0-8,0	(Coated), Cod. ID PR 1KD		

		Spare Parts	F/R	L/R	METELLI ref.	METELLI ref. w/KIT		DIMENSIONS mm.	NOTE
2.5 TDi Eng.AYM (114kW)	8/01-		R		<b>23-0749C</b>			Ø 255,0 Th 12,0-10,0	(Coated), Cod. ID PR 1KP
	8/01-		R		<b>23-0855C</b>			Ø 288,0 Th 12,0-10,0	Ch 8E5400001-, (Coated), Cod. ID PR 1KW
2.5 TDi Eng.BCZ/ BDG/ BFC (120kW)	7/02-10/04		F		<b>22-0314-0</b>		Ate	Th 20,0	
	7/02-10/04		R		<b>22-0100-1</b>		Gir	Th 17,0	
	7/02-		F		<b>23-0726C</b>			Ø 312,0 Th 25,0-23,0	Vent., (Coated), Cod. ID PR 1LF/1LT
	02-04		F		<b>23-0705C</b>			Ø 321,0 Th 30,0-28,0	Vent., (Coated), Cod. ID PR 1LA
	02-04		F		<b>23-0918</b>			Ø 320,0 Th 30,0-28,0	Vent., Cod. ID PR 1LC
	7/02-		R		<b>23-0748C</b>			Ø 245,0 Th 10,0-8,0	(Coated), Cod. ID PR 1KD
	7/02-		R		<b>23-0749C</b>			Ø 255,0 Th 12,0-10,0	(Coated), Cod. ID PR 1KP
	02-		R		<b>23-0855C</b>			Ø 288,0 Th 12,0-10,0	Ch 8E5400001-, (Coated), Cod. ID PR 1KW
2.5, TDi quattro Eng.AKE/ BAU/ BDH (132kW)	9/01-10/04		F		<b>22-0314-0</b>		Ate	Th 20,0	
	9/01-10/04		R		<b>22-0100-1</b>		Gir	Th 17,0	
	9/01-		F		<b>23-0726C</b>			Ø 312,0 Th 25,0-23,0	Vent., (Coated), Cod. ID PR 1LF/1LT
	01-04		F		<b>23-0705C</b>			Ø 321,0 Th 30,0-28,0	Vent., (Coated), Cod. ID PR 1LA
	01-04		F		<b>23-0918</b>			Ø 320,0 Th 30,0-28,0	Vent., Cod. ID PR 1LC
	9/01-		R		<b>23-0748C</b>			Ø 245,0 Th 10,0-8,0	(Coated), Cod. ID PR 1KD
	9/01-		R		<b>23-0749C</b>			Ø 255,0 Th 12,0-10,0	(Coated), Cod. ID PR 1KP
	01-		R		<b>23-0855C</b>			Ø 288,0 Th 12,0-10,0	Ch 8E5400001-, (Coated), Cod. ID PR 1KW
3.0, quattro Eng.ASN/ AVK (162kW)	11/00-10/04		F		<b>22-0314-0</b>		Ate	Th 20,0	
	11/00-10/04		R		<b>22-0100-1</b>		Gir	Th 17,0	
	9/01-		F		<b>23-0726C</b>			Ø 312,0 Th 25,0-23,0	Vent., (Coated), Cod. ID PR 1LF/1LT
	00-04		F		<b>23-0705C</b>			Ø 321,0 Th 30,0-28,0	Vent., (Coated), Cod. ID PR 1LA
	00-04		F		<b>23-0918</b>			Ø 320,0 Th 30,0-28,0	Vent., Cod. ID PR 1LC
	01-04		F		<b>23-0262C</b>			Ø 287,7 Th 24,9-23,0	Vent., (Coated), Cod. ID PR 1LB/1LE
	9/01-		R		<b>23-0748C</b>			Ø 245,0 Th 10,0-8,0	(Coated), Cod. ID PR 1KD
	9/01-		R		<b>23-0749C</b>			Ø 255,0 Th 12,0-10,0	(Coated), Cod. ID PR 1KP
00-	R		<b>23-0855C</b>			Ø 288,0 Th 12,0-10,0	Ch 8E5400001-, (Coated), Cod. ID PR 1KW		
3.0, quattro Eng.BBJ (160kW)	4/01-10/04		F		<b>22-0314-0</b>		Ate	Th 20,0	
	4/01-10/04		R		<b>22-0100-1</b>		Gir	Th 17,0	
	01-04		F		<b>23-0262C</b>			Ø 287,7 Th 24,9-23,0	Vent., (Coated), Cod. ID PR 1LB/1LE
	01-04		F		<b>23-0705C</b>			Ø 321,0 Th 30,0-28,0	Vent., (Coated), Cod. ID PR 1LA
	01-04		F		<b>23-0918</b>			Ø 320,0 Th 30,0-28,0	Vent., Cod. ID PR 1LC
01-	R		<b>23-0855C</b>			Ø 288,0 Th 12,0-10,0	Ch 8E5400001-, (Coated), Cod. ID PR 1KW		
4.1 S4 quattro Eng.BBK (253kW)	3/03-10/04		F		<b>22-0549-1</b>		Ate	Th 20,0	
	3/03-10/04		R		<b>22-0554-2</b>		Gir	Th 17,5	
<b>A4 II Cabrio (8H7) 4/02-</b>									
1.8 T., Quattro Eng.BFB (120kW)	7/02-		F		<b>22-0314-0</b>		Ate	Th 20,0	
	7/02-		R		<b>22-0100-1</b>		Gir	Th 17,0	
	02-		F		<b>23-0262C</b>			Ø 287,7 Th 24,9-23,0	Vent., (Coated), Cod. ID PR 1LB/1LE
	02-		F		<b>23-0726C</b>			Ø 312,0 Th 25,0-23,0	Vent., (Coated), Cod. ID PR 1LF/1LT
	02-		F		<b>23-0705C</b>			Ø 321,0 Th 30,0-28,0	Vent., (Coated), Cod. ID PR 1LA
	02-		R		<b>23-0748C</b>			Ø 245,0 Th 10,0-8,0	(Coated), Cod. ID PR 1KD
	02-		R		<b>23-0749C</b>			Ø 255,0 Th 12,0-10,0	(Coated), Cod. ID PR 1KP
	02-		R		<b>23-0855C</b>			Ø 288,0 Th 12,0-10,0	Ch 8E5400001-, (Coated), Cod. ID PR 1KW
2.0 Eng.ALT (96kW)	9/04-		F		<b>22-0314-0</b>		Ate	Th 20,0	
	9/04-		F		<b>22-0215-2</b>		Gir	Th 19,5	
	9/04-		R		<b>22-0100-1</b>		Gir	Th 17,0	
	04-		F		<b>23-0262C</b>			Ø 287,7 Th 24,9-23,0	Vent., (Coated), Cod. ID PR 1LB/1LE
	04-		F		<b>23-0726C</b>			Ø 312,0 Th 25,0-23,0	Vent., (Coated), Cod. ID PR 1LF/1LT
	04-		F		<b>23-0705C</b>			Ø 321,0 Th 30,0-28,0	Vent., (Coated), Cod. ID PR 1LA
	04-		R		<b>23-0748C</b>			Ø 245,0 Th 10,0-8,0	(Coated), Cod. ID PR 1KD
04-	R		<b>23-0749C</b>			Ø 255,0 Th 12,0-10,0	(Coated), Cod. ID PR 1KP		
04-	R		<b>23-0855C</b>			Ø 288,0 Th 12,0-10,0	Ch 8E5400001-, (Coated), Cod. ID PR 1KW		
2.0 TDi Eng.BPW (103kW)	04-		F		<b>23-0705C</b>			Ø 321,0 Th 30,0-28,0	Vent., (Coated), Cod. ID PR 1LA
	05-		F		<b>23-0726C</b>			Ø 312,0 Th 25,0-23,0	Vent., (Coated), Cod. ID PR 1LF/1LT
	05-		R		<b>23-0748C</b>			Ø 245,0 Th 10,0-8,0	(Coated), Cod. ID PR 1KD
	05-		R		<b>23-0749C</b>			Ø 255,0 Th 12,0-10,0	(Coated), Cod. ID PR 1KP
	05-		R		<b>23-0262C</b>			Ø 287,7 Th 24,9-23,0	Vent., (Coated), Cod. ID PR 1LB/1LE
	05-		R		<b>23-0855C</b>			Ø 288,0 Th 12,0-10,0	Ch 8E5400001-, (Coated), Cod. ID PR 1KW
2.0 TFSI Eng.BWE (147kW)	06-		F		<b>23-0262C</b>			Ø 287,7 Th 24,9-23,0	Vent., (Coated), Cod. ID PR 1LB/1LE
	06-		F		<b>23-0726C</b>			Ø 312,0 Th 25,0-23,0	Vent., (Coated), Cod. ID PR 1LF/1LT
	06-		F		<b>23-0705C</b>			Ø 321,0 Th 30,0-28,0	Vent., (Coated), Cod. ID PR 1LA
	06-		R		<b>23-0748C</b>			Ø 245,0 Th 10,0-8,0	(Coated), Cod. ID PR 1KD
	06-		R		<b>23-0749C</b>			Ø 255,0 Th 12,0-10,0	(Coated), Cod. ID PR 1KP
	06-		R		<b>23-0855C</b>			Ø 288,0 Th 12,0-10,0	Ch 8E5400001-, (Coated), Cod. ID PR 1KW
2.4 Eng.AMM (120kW)	4/02-		F		<b>22-0314-0</b>		Ate	Th 20,0	
	4/02-		R		<b>22-0100-1</b>		Gir	Th 17,0	










































		Spare Parts	F/R	L/R	METELLI ref.	METELLI ref. w/KIT		DIMENSIONS mm.	NOTE
2.4 Eng.AMM (120kW)	02-		F		23-0262C			Ø 287,7 Th 24,9-23,0	Vent., (Coated), Cod. ID PR 1LB/1LE
	02-		F		23-0726C			Ø 312,0 Th 25,0-23,0	Vent., (Coated), Cod. ID PR 1LF/1LT
	02-		F		23-0705C			Ø 321,0 Th 30,0-28,0	Vent., (Coated), Cod. ID PR 1LA
	02-		R		23-0749C			Ø 255,0 Th 12,0-10,0	(Coated)
	02-		R		23-0855C			Ø 288,0 Th 12,0-10,0	Ch 8E5400001-, (Coated), Cod. ID PR 1KW
2.4 Eng.BDV (125kW)	4/02-		F		22-0314-0		Ate	Th 20,0	
	4/02-		R		22-0100-1		Gir	Th 17,0	
	02-		F		23-0262C			Ø 287,7 Th 24,9-23,0	Vent., (Coated), Cod. ID PR 1LB/1LE
	02-		F		23-0726C			Ø 312,0 Th 25,0-23,0	Vent., (Coated), Cod. ID PR 1LF/1LT
	02-		F		23-0705C			Ø 321,0 Th 30,0-28,0	Vent., (Coated), Cod. ID PR 1LA
	02-		R		23-0749C			Ø 255,0 Th 12,0-10,0	(Coated)
	02-		R		23-0855C			Ø 288,0 Th 12,0-10,0	Ch 8E5400001-, (Coated), Cod. ID PR 1KW
2.5 TDi Eng.BCZ/ BDG/ BFC (120kW)	8/02-		F		22-0314-0		Ate	Th 20,0	
	8/02-		R		22-0100-1		Gir	Th 17,0	
	02-		F		23-0262C			Ø 287,7 Th 24,9-23,0	Vent., (Coated), Cod. ID PR 1LB/1LE
	02-		F		23-0726C			Ø 312,0 Th 25,0-23,0	Vent., (Coated), Cod. ID PR 1LF/1LT
	02-		F		23-0705C			Ø 321,0 Th 30,0-28,0	Vent., (Coated), Cod. ID PR 1LA
	02-		R		23-0749C			Ø 255,0 Th 12,0-10,0	(Coated)
02-	R		23-0855C			Ø 288,0 Th 12,0-10,0	Ch 8E5400001-, (Coated), Cod. ID PR 1KW		
2.7 TDi Eng.BPP (132kW)	06-		F		23-0262C			Ø 287,7 Th 24,9-23,0	Vent., (Coated), Cod. ID PR 1LB/1LE
	06-		F		23-0726C			Ø 312,0 Th 25,0-23,0	Vent., (Coated), Cod. ID PR 1LF/1LT
	06-		F		23-0705C			Ø 321,0 Th 30,0-28,0	Vent., (Coated)
	06-		R		23-0855C			Ø 288,0 Th 12,0-10,0	Ch 8E5400001-, (Coated), Cod. ID PR 1KW
3.0 TDi quattro Eng.ASB (171kW)	05-		F		23-0262C			Ø 287,7 Th 24,9-23,0	Vent., (Coated), Cod. ID PR 1LB/1LE
	05-		F		23-0726C			Ø 312,0 Th 25,0-23,0	Vent., (Coated), Cod. ID PR 1LF/1LT
	05-		F		23-0705C			Ø 321,0 Th 30,0-28,0	Vent., (Coated)
	05-		R		23-0855C			Ø 288,0 Th 12,0-10,0	Ch 8E5400001-, (Coated), Cod. ID PR 1KW
3.0 TDi quattro Eng.BKN (150kW)	06-		F		23-0262C			Ø 287,7 Th 24,9-23,0	Vent., (Coated), Cod. ID PR 1LB/1LE
	06-		F		23-0726C			Ø 312,0 Th 25,0-23,0	Vent., (Coated), Cod. ID PR 1LF/1LT
	06-		F		23-0705C			Ø 321,0 Th 30,0-28,0	Vent., (Coated), Cod. ID PR 1LA
	06-		R		23-0855C			Ø 288,0 Th 12,0-10,0	Ch 8E5400001-, (Coated), Cod. ID PR 1KW
3.0, quattro Eng.ASN (162kW)	4/02-		F		22-0314-0		Ate	Th 20,0	
	4/02-		R		22-0100-1		Gir	Th 17,0	
	02-		F		23-0262C			Ø 287,7 Th 24,9-23,0	Vent., (Coated), Cod. ID PR 1LB/1LE
	02-		F		23-0726C			Ø 312,0 Th 25,0-23,0	Vent., (Coated), Cod. ID PR 1LF/1LT
	02-		F		23-0705C			Ø 321,0 Th 30,0-28,0	Vent., (Coated), Cod. ID PR 1LA
	02-		R		23-0749C			Ø 255,0 Th 12,0-10,0	(Coated)
02-	R		23-0855C			Ø 288,0 Th 12,0-10,0	Ch 8E5400001-, (Coated), Cod. ID PR 1KW		
3.2 FSI, quattro Eng.AUK (188kW)	05-		F		23-0262C			Ø 287,7 Th 24,9-23,0	Vent., (Coated), Cod. ID PR 1LB/1LE
	05-		F		23-0726C			Ø 312,0 Th 25,0-23,0	Vent., (Coated), Cod. ID PR 1LF/1LT
	05-		F		23-0705C			Ø 321,0 Th 30,0-28,0	Vent., (Coated)
	05-		R		23-0855C			Ø 288,0 Th 12,0-10,0	Ch 8E5400001-, (Coated), Cod. ID PR 1KW
4.1 S4 quattro Eng.BBK (253kW)	3/04-		R		22-0100-1		Gir	Th 17,0	
<b>A4 III (8EC), Avant 11/04-10/07</b>									
1.6 Eng.ALZ (75kW)	11/04-		F		22-0215-2		Gir	Th 19,5	
	11/04-		R		22-0100-2		Gir	Th 16,0	
	04-		F		23-0468C			Ø 280,0 Th 22,0-20,0	Vent., (Coated), Cod. ID PR 1LZ
	04-		F		23-0262C			Ø 287,7 Th 24,9-23,0	Vent., (Coated), Cod. ID PR 1LB/1LE
	04-		F		23-0726C			Ø 312,0 Th 25,0-23,0	Vent., (Coated), Cod. ID PR 1LF/1LT
	04-		F		23-0705C			Ø 321,0 Th 30,0-28,0	Vent., (Coated), Cod. ID PR 1LA
	04-		F		23-0918			Ø 320,0 Th 30,0-28,0	Vent., Cod. ID PR 1LC
	04-		R		23-0748C			Ø 245,0 Th 10,0-8,0	(Coated), Cod. ID PR 1KD
	04-		R		23-0749C			Ø 255,0 Th 12,0-10,0	(Coated), Cod. ID PR 1KP
	04-		R		23-0855C			Ø 288,0 Th 12,0-10,0	Ch 8E5400001-, (Coated), Cod. ID PR 1KW
1.8 T, Quattro Eng.BFB (120kW)	11/04-		F		22-0314-0		Ate	Th 20,0	
	11/04-		R		22-0100-2		Gir	Th 16,0	
	11/04-		R		22-0553-0		Gir	Th 17,0	Only Quattro
	04-		F		23-0468C			Ø 280,0 Th 22,0-20,0	Vent., (Coated), Cod. ID PR 1LZ
	04-		F		23-0262C			Ø 287,7 Th 24,9-23,0	Vent., (Coated), Cod. ID PR 1LB/1LE
	04-		F		23-0726C			Ø 312,0 Th 25,0-23,0	Vent., (Coated), Cod. ID PR 1LF/1LT
	04-		F		23-0705C			Ø 321,0 Th 30,0-28,0	Vent., (Coated), Cod. ID PR 1LA
	04-		F		23-0918			Ø 320,0 Th 30,0-28,0	Vent., Cod. ID PR 1LC
	04-		R		23-0748C			Ø 245,0 Th 10,0-8,0	(Coated), Cod. ID PR 1KD
	04-		R		23-0749C			Ø 255,0 Th 12,0-10,0	(Coated), Cod. ID PR 1KP
04-	R		23-0855C			Ø 288,0 Th 12,0-10,0	Ch 8E5400001-, (Coated), Cod. ID PR 1KW		
1.9 TDi Eng.BKE (85kW)	11/04-		F		22-0314-0		Ate	Th 20,0	
	11/04-		R		22-0100-2		Gir	Th 16,0	




		Spare Parts	F/R	L/R	METELLI ref.	METELLI ref. w/KIT		DIMENSIONS mm.	NOTE
1.9 TDi Eng.BKE (85kW)		04-	F		<b>23-0468C</b>			Ø 280,0 Th 22,0-20,0	Vent., (Coated), Cod. ID PR 1LZ
		04-	F		<b>23-0262C</b>			Ø 287,7 Th 24,9-23,0	Vent., (Coated), Cod. ID PR 1LB/1LE
		04-	F		<b>23-0726C</b>			Ø 312,0 Th 25,0-23,0	Vent., (Coated), Cod. ID PR 1LF/1LT
		04-	F		<b>23-0705C</b>			Ø 321,0 Th 30,0-28,0	Vent., (Coated), Cod. ID PR 1LA
		04-	F		<b>23-0918</b>			Ø 320,0 Th 30,0-28,0	Vent., Cod. ID PR 1LC
		04-	R		<b>23-0748C</b>			Ø 245,0 Th 10,0-8,0	(Coated), Cod. ID PR 1KD
		04-	R		<b>23-0749C</b>			Ø 255,0 Th 12,0-10,0	(Coated), Cod. ID PR 1KP
2.0 Eng.ALT (96kW)	11/04-	F			<b>22-0314-0</b>		Ate	Th 20,0	
		R			<b>22-0100-2</b>		Gir	Th 16,0	
	04-	F			<b>23-0468C</b>			Ø 280,0 Th 22,0-20,0	Vent., (Coated), Cod. ID PR 1LZ
		F			<b>23-0262C</b>			Ø 287,7 Th 24,9-23,0	Vent., (Coated), Cod. ID PR 1LB/1LE
		F			<b>23-0726C</b>			Ø 312,0 Th 25,0-23,0	Vent., (Coated), Cod. ID PR 1LF/1LT
		F			<b>23-0705C</b>			Ø 321,0 Th 30,0-28,0	Vent., (Coated), Cod. ID PR 1LA
		F			<b>23-0918</b>			Ø 320,0 Th 30,0-28,0	Vent., Cod. ID PR 1LC
		R			<b>23-0748C</b>			Ø 245,0 Th 10,0-8,0	(Coated), Cod. ID PR 1KD
		R			<b>23-0749C</b>			Ø 255,0 Th 12,0-10,0	(Coated), Cod. ID PR 1KP
04-	R		<b>23-0855C</b>			Ø 288,0 Th 12,0-10,0	Ch 8E5400001-, (Coated), Cod. ID PR 1KW		
2.0 FSi Eng.AWA (110kW)	7/05-	F			<b>22-0314-0</b>		Ate	Th 20,0	
		F			<b>23-0918</b>			Ø 320,0 Th 30,0-28,0	Vent., Cod. ID PR 1LC
		R			<b>23-0749C</b>			Ø 255,0 Th 12,0-10,0	(Coated), Cod. ID PR 1KP
05-	R			<b>23-0855C</b>			Ø 288,0 Th 12,0-10,0	(Coated), Cod. ID PR 1KW	
2.0 FSi Eng.BPJ (125kW)	06-	F			<b>23-0918</b>			Ø 320,0 Th 30,0-28,0	Vent., Cod. ID PR 1LC
		R			<b>23-0855C</b>			Ø 288,0 Th 12,0-10,0	(Coated), Cod. ID PR 1KW
2.0 TDi Eng.BNA (100kW)	11/04-	F			<b>22-0314-0</b>		Ate	Th 20,0	
		R			<b>22-0100-2</b>		Gir	Th 16,0	
	04-	F			<b>23-0262C</b>			Ø 287,7 Th 24,9-23,0	Vent., (Coated), Cod. ID PR 1LB/1LE
		F			<b>23-0726C</b>			Ø 312,0 Th 25,0-23,0	Vent., (Coated), Cod. ID PR 1LF/1LT
		F			<b>23-0705C</b>			Ø 321,0 Th 30,0-28,0	Vent., (Coated), Cod. ID PR 1LA
		F			<b>23-0918</b>			Ø 320,0 Th 30,0-28,0	Vent., Cod. ID PR 1LC
		R			<b>23-0748C</b>			Ø 245,0 Th 10,0-8,0	(Coated), Cod. ID PR 1KD
		R			<b>23-0749C</b>			Ø 255,0 Th 12,0-10,0	(Coated), Cod. ID PR 1KP
		R			<b>23-0855C</b>			Ø 288,0 Th 12,0-10,0	Ch 8E5400001-, (Coated), Cod. ID PR 1KW
2.0 TDI Eng.BVF (93kW)	05-	F			<b>23-0262C</b>			Ø 287,7 Th 24,9-23,0	Vent., (Coated), Cod. ID PR 1LB/1LE
		F			<b>23-0726C</b>			Ø 312,0 Th 25,0-23,0	Vent., (Coated), Cod. ID PR 1LF/1LT
		F			<b>23-0705C</b>			Ø 321,0 Th 30,0-28,0	Vent., (Coated), Cod. ID PR 1LA
		F			<b>23-0918</b>			Ø 320,0 Th 30,0-28,0	Vent., Cod. ID PR 1LC
		R			<b>23-0748C</b>			Ø 245,0 Th 10,0-8,0	(Coated), Cod. ID PR 1KD
		R			<b>23-0749C</b>			Ø 255,0 Th 12,0-10,0	(Coated), Cod. ID PR 1KP
		R			<b>23-0855C</b>			Ø 288,0 Th 12,0-10,0	Ch 8E5400001-, (Coated), Cod. ID PR 1KW
		05-	R			<b>23-0855C</b>			Ø 288,0 Th 12,0-10,0
2.0 TDi, quattro Eng.BLB/ BRE/ BPW (103kW)	11/04-	F			<b>22-0314-0</b>		Ate	Th 20,0	
		R			<b>22-0100-2</b>		Gir	Th 16,0	
		R			<b>22-0553-0</b>		Gir	Th 17,0	Only Quattro
	04-	F			<b>23-0468C</b>			Ø 280,0 Th 22,0-20,0	Vent., (Coated), Cod. ID PR 1LZ
		F			<b>23-0262C</b>			Ø 287,7 Th 24,9-23,0	Vent., (Coated), Cod. ID PR 1LB/1LE
		F			<b>23-0726C</b>			Ø 312,0 Th 25,0-23,0	Vent., (Coated), Cod. ID PR 1LF/1LT
		F			<b>23-0705C</b>			Ø 321,0 Th 30,0-28,0	Vent., (Coated), Cod. ID PR 1LA
		F			<b>23-0918</b>			Ø 320,0 Th 30,0-28,0	Vent., Cod. ID PR 1LC
		R			<b>23-0748C</b>			Ø 245,0 Th 10,0-8,0	(Coated), Cod. ID PR 1KD
		R			<b>23-0749C</b>			Ø 255,0 Th 12,0-10,0	(Coated), Cod. ID PR 1KP
04-	R			<b>23-0855C</b>			Ø 288,0 Th 12,0-10,0	Ch 8E5400001-, (Coated), Cod. ID PR 1KW	
2.0 TDi, quattro Eng.BMN / BRD (125kW)	6/06-	F			<b>22-0314-0</b>		Ate	Th 20,0	
		R			<b>22-0100-2</b>		Gir	Th 16,0	
		R			<b>22-0553-0</b>		Gir	Th 17,0	Only Quattro
	06-	F			<b>23-0468C</b>			Ø 280,0 Th 22,0-20,0	Vent., (Coated)
		F			<b>23-0262C</b>			Ø 287,7 Th 24,9-23,0	Vent., (Coated)
		F			<b>23-0726C</b>			Ø 312,0 Th 25,0-23,0	Vent., (Coated)
		F			<b>23-0705C</b>			Ø 321,0 Th 30,0-28,0	Vent., (Coated), Cod. ID PR 1LA
		F			<b>23-0918</b>			Ø 320,0 Th 30,0-28,0	Vent., Cod. ID PR 1LC
		R			<b>23-0748C</b>			Ø 245,0 Th 10,0-8,0	(Coated), Cod. ID PR 1KD
		R			<b>23-0749C</b>			Ø 255,0 Th 12,0-10,0	(Coated), Cod. ID PR 1KP
06-	R			<b>23-0855C</b>			Ø 288,0 Th 12,0-10,0	(Coated), Cod. ID PR 1KW	
2.0 TFSI, quattro Eng.BGB (147kW)	11/04-	F			<b>22-0314-0</b>		Ate	Th 20,0	Disc 312x25 mm
		F			<b>22-0549-1</b>		Ate	Th 20,0	Disc 320x30 mm
	11/04-	R			<b>22-0100-2</b>		Gir	Th 16,0	Disc 312x25 mm
		R			<b>22-0553-0</b>		Gir	Th 17,0	Disc 320x30 mm
		R			<b>22-0553-0</b>		Gir	Th 17,0	Only Quattro
		F			<b>23-0468C</b>			Ø 280,0 Th 22,0-20,0	Vent., (Coated), Cod. ID PR 1LZ


































		Spare Parts	F/R	L/R	METELLI ref.	METELLI ref. w/KIT		DIMENSIONS mm.	NOTE			
2.0 TFSI, quattro Eng.BGB (147kW)		04-	F		<b>23-0262C</b>			Ø 287,7 Th 24,9-23,0	Vent., (Coated), Cod. ID PR 1LB/1LE			
			F		<b>23-0726C</b>			Ø 312,0 Th 25,0-23,0	Vent., (Coated), Cod. ID PR 1LF/1LT			
			F		<b>23-0705C</b>			Ø 321,0 Th 30,0-28,0	Vent., (Coated), Cod. ID PR 1LA			
			F		<b>23-0918</b>			Ø 320,0 Th 30,0-28,0	Vent., Cod. ID PR 1LC			
			R		<b>23-0748C</b>			Ø 245,0 Th 10,0-8,0	(Coated), Cod. ID PR 1KD			
			R		<b>23-0749C</b>			Ø 255,0 Th 12,0-10,0	(Coated), Cod. ID PR 1KP			
			R		<b>23-0855C</b>			Ø 288,0 Th 12,0-10,0	(Coated), Cod. ID PR 1KW			
2.0 TFSI, quattro Eng.BUL (162kW)		6/05-	F		<b>22-0314-0</b>		Ate	Th 20,0	Disc 312x25 mm			
			F		<b>22-0549-1</b>		Ate	Th 20,0	Disc 320x30 mm			
			R		<b>22-0100-2</b>		Gir	Th 16,0	Disc 312x25 mm			
			R		<b>22-0553-0</b>		Gir	Th 17,0	Disc 320x30 mm			
			R		<b>22-0553-0</b>		Gir	Th 17,0	Only Quattro			
		05-	F		<b>23-0262C</b>				Ø 287,7 Th 24,9-23,0	Vent., (Coated), Cod. ID PR 1LB/1LE		
			F		<b>23-0726C</b>				Ø 312,0 Th 25,0-23,0	Vent., (Coated), Cod. ID PR 1LF/1LT		
			F		<b>23-0705C</b>				Ø 321,0 Th 30,0-28,0	Vent., (Coated), Cod. ID PR 1LA		
			F		<b>23-0918</b>				Ø 320,0 Th 30,0-28,0	Vent., Cod. ID PR 1LC		
			R		<b>23-0748C</b>				Ø 245,0 Th 10,0-8,0	(Coated), Cod. ID PR 1KD		
			R		<b>23-0749C</b>				Ø 255,0 Th 12,0-10,0	(Coated), Cod. ID PR 1KP		
			R		<b>23-0855C</b>				Ø 288,0 Th 12,0-10,0	(Coated), Cod. ID PR 1KW		
			2.5 TDi Eng.BCZ/ BDG (120kW)		11/04-	F		<b>22-0314-0</b>		Ate	Th 20,0	
						R		<b>22-0100-2</b>		Gir	Th 16,0	
04-	F				<b>23-0468C</b>				Ø 280,0 Th 22,0-20,0	Vent., (Coated), Cod. ID PR 1LZ		
	F				<b>23-0262C</b>				Ø 287,7 Th 24,9-23,0	Vent., (Coated), Cod. ID PR 1LB/1LE		
	F		<b>23-0726C</b>				Ø 312,0 Th 25,0-23,0	Vent., (Coated), Cod. ID PR 1LF/1LT				
	F		<b>23-0705C</b>				Ø 321,0 Th 30,0-28,0	Vent., (Coated), Cod. ID PR 1LA				
	F		<b>23-0918</b>				Ø 320,0 Th 30,0-28,0	Vent., Cod. ID PR 1LC				
	R		<b>23-0748C</b>				Ø 245,0 Th 10,0-8,0	(Coated), Cod. ID PR 1KD				
2.7 TDi Eng.BPP (132kW)		1/06-	F		<b>22-0314-0</b>		Ate	Th 20,0	Disc 312x25 mm			
			F		<b>22-0549-1</b>		Ate	Th 20,0	Disc 320x30 mm			
			R		<b>22-0100-2</b>		Gir	Th 16,0	Disc 312x25 mm			
			R		<b>22-0553-0</b>		Gir	Th 17,0	Disc 320x30 mm			
		06-	F		<b>23-0468C</b>				Ø 280,0 Th 22,0-20,0	Vent., (Coated)		
			F		<b>23-0262C</b>				Ø 287,7 Th 24,9-23,0	Vent., (Coated)		
			F		<b>23-0726C</b>				Ø 312,0 Th 25,0-23,0	Vent., (Coated)		
			F		<b>23-0705C</b>				Ø 321,0 Th 30,0-28,0	Vent., (Coated), Cod. ID PR 1LA		
			F		<b>23-0918</b>				Ø 320,0 Th 30,0-28,0	Vent., Cod. ID PR 1LC		
			R		<b>23-0855C</b>				Ø 288,0 Th 12,0-10,0	(Coated), Cod. ID PR 1KW		
2.7 TDi Avant Eng.BSG (120kW)		11/05-10/07	F		<b>22-0314-0</b>		Ate	Th 20,0	Disc 312x25 mm			
			F		<b>22-0549-1</b>		Ate	Th 20,0	Disc 320x30 mm			
			R		<b>22-0100-2</b>		Gir	Th 16,0	Disc 312x25 mm			
			R		<b>22-0553-0</b>		Gir	Th 17,0	Disc 320x30 mm			
		05-	R		<b>23-0855C</b>			Ø 288,0 Th 12,0-10,0	(Coated), Cod. ID PR 1KW			
3.0 TDi quattro Eng.ASB (171kW)		1/06-	F		<b>22-0549-1</b>		Ate	Th 20,0				
			R		<b>22-0553-0</b>		Gir	Th 17,0				
		06-	F		<b>23-0468C</b>				Ø 280,0 Th 22,0-20,0	Vent., (Coated)		
			F		<b>23-0262C</b>				Ø 287,7 Th 24,9-23,0	Vent., (Coated)		
			F		<b>23-0726C</b>				Ø 312,0 Th 25,0-23,0	Vent., (Coated)		
			F		<b>23-0705C</b>				Ø 321,0 Th 30,0-28,0	Vent., (Coated), Cod. ID PR 1LA		
			F		<b>23-0918</b>				Ø 320,0 Th 30,0-28,0	Vent., Cod. ID PR 1LC		
R		<b>23-0855C</b>				Ø 288,0 Th 12,0-10,0	(Coated), Cod. ID PR 1KW					
3.0 TDi quattro Eng.BKN (150kW)		11/04-	F		<b>22-0549-1</b>		Ate	Th 20,0				
			R		<b>22-0553-0</b>		Gir	Th 17,0				
		04-	F		<b>23-0468C</b>				Ø 280,0 Th 22,0-20,0	Vent., (Coated), Cod. ID PR 1LZ		
			F		<b>23-0262C</b>				Ø 287,7 Th 24,9-23,0	Vent., (Coated), Cod. ID PR 1LB/1LE		
			F		<b>23-0726C</b>				Ø 312,0 Th 25,0-23,0	Vent., (Coated), Cod. ID PR 1LF/1LT		
			F		<b>23-0705C</b>				Ø 321,0 Th 30,0-28,0	Vent., (Coated), Cod. ID PR 1LA		
			F		<b>23-0918</b>				Ø 320,0 Th 30,0-28,0	Vent., Cod. ID PR 1LC		
			R		<b>23-0748C</b>				Ø 245,0 Th 10,0-8,0	(Coated), Cod. ID PR 1KD		
			R		<b>23-0749C</b>				Ø 255,0 Th 12,0-10,0	(Coated), Cod. ID PR 1KP		
			R		<b>23-0855C</b>				Ø 288,0 Th 12,0-10,0	(Coated), Cod. ID PR 1KW		
3.0, quattro (Exc. Avant) Eng.BBJ (160kW)		05-	F		<b>23-0262C</b>			Ø 287,7 Th 24,9-23,0	Vent., (Coated), Cod. ID PR 1LB/1LE			
			F		<b>23-0918</b>			Ø 320,0 Th 30,0-28,0	Vent., Cod. ID PR 1LC			
			R		<b>23-0749C</b>			Ø 255,0 Th 12,0-10,0	(Coated), Cod. ID PR 1KP			
			R		<b>23-0855C</b>			Ø 288,0 Th 12,0-10,0	(Coated), Cod. ID PR 1KW			



























		Spare Parts	F/R	L/R	METELLI ref.	METELLI ref. w/KIT		DIMENSIONS mm.	NOTE
3.2 FSI, quattro Eng.AUK (188kW)	1/05-		F		22-0549-1		Ate	Th 20,0	
	1/05-		R		22-0553-0		Gir	Th 17,0	
	1/05-		R		22-0553-0		Gir	Th 17,0	Only Quattro
	05-		F		23-0468C			Ø 280,0 Th 22,0-20,0	Vent., (Coated), Cod. ID PR 1LZ
	05-		F		23-0262C			Ø 287,7 Th 24,9-23,0	Vent., (Coated), Cod. ID PR 1LB/1LE
	05-		F		23-0726C			Ø 312,0 Th 25,0-23,0	Vent., (Coated), Cod. ID PR 1LF/1LT
	05-		F		23-0705C			Ø 321,0 Th 30,0-28,0	Vent., (Coated), Cod. ID PR 1LA
	05-		F		23-0918			Ø 320,0 Th 30,0-28,0	Vent., Cod. ID PR 1LC
	05-		R		23-0748C			Ø 245,0 Th 10,0-8,0	(Coated), Cod. ID PR 1KD
	05-		R		23-0749C			Ø 255,0 Th 12,0-10,0	(Coated), Cod. ID PR 1KP
	05-		R		23-0855C			Ø 288,0 Th 12,0-10,0	(Coated), Cod. ID PR 1KW
RS4 quattro Eng.BNS (309kW)	9/05-		R		22-0554-2		Gir	Th 17,5	
S4 quattro Eng.BBK (253kW)	11/04-		F		22-0549-1		Ate	Th 20,0	
	11/04-		R		22-0554-2		Gir	Th 17,5	
	04-		R		23-0855C			Ø 288,0 Th 12,0-10,0	(Coated), Cod. ID PR 1KW
<b>A4 IV (8K2, K5), Avant 11/07-</b>									
1.8 16v TFSI Eng.CABA / CDHA (88kW)	09-		F		22-0675-2		Ate	Th 20,0	
	09-		R		22-0776-0		Gir	Th 17,5	
	09-		F		23-0917			Ø 314,0 Th 25,0-23,0	Vent., Cod ID PR 1LT
1.8 16v TFSI, quattro Eng.CABB/ CDHB (118kW)	11/07-		F		22-0675-2		Ate	Th 20,0	
	11/07-		R		22-0776-0		Gir	Th 17,5	
	07-		F		23-0917			Ø 314,0 Th 25,0-23,0	Vent., Cod ID PR 1LT
2.0 TDi Eng.CAGB (100kW)	11/07-		F		22-0675-2		Ate	Th 20,0	
	11/07-		R		22-0776-0		Gir	Th 17,5	
	07-		F		23-0917			Ø 314,0 Th 25,0-23,0	Vent., Cod. ID PR 1LT
2.0 TDi Eng.CAGC (88kW)	11/07-		F		22-0675-2		Ate	Th 20,0	
	11/07-		R		22-0776-0		Gir	Th 17,5	
	08-		F		23-0917			Ø 314,0 Th 25,0-23,0	Vent., Cod ID PR 1LT
2.0 TDi Eng.CAHB (120kW)	08-		F		22-0675-2		Ate	Th 20,0	
	08-		R		22-0776-0		Gir	Th 17,5	
	08-		F		23-0917			Ø 314,0 Th 25,0-23,0	Vent., Cod ID PR 1LT
2.0 TDi, Quattro Eng.CAGA (105kW)	11/07-		F		22-0675-2		Ate	Th 20,0	
	11/07-		R		22-0776-0		Gir	Th 17,5	
	07-		F		23-0917			Ø 314,0 Th 25,0-23,0	Vent., Cod ID PR 1LT
2.0 TDi, Quattro Eng.CAHA (125kW)	08-		F		22-0675-2		Ate	Th 20,0	
	08-		R		22-0776-0		Gir	Th 17,5	
	08-		F		23-0917			Ø 314,0 Th 25,0-23,0	Vent., Cod ID PR 1LT
2.0 TFSI Eng.CDNB (132kW)	08-		F		22-0675-2		Ate	Th 20,0	
	08-		R		22-0776-0		Gir	Th 17,5	
	08-		F		23-0917			Ø 314,0 Th 25,0-23,0	Vent., Cod ID PR 1LT
2.0 TFSI, Quattro Eng.CDNC (155kW)	08-		F		22-0675-2		Ate	Th 20,0	
	08-		R		22-0776-0		Gir	Th 17,5	
	08-		F		23-0917			Ø 314,0 Th 25,0-23,0	Vent., Cod ID PR 1LT
2.7 TDi Eng.CAMB (120kW)	11/07-		F		22-0775-0	22-0775-0K	Gir	Th 19,0	
	11/07-		R		22-0776-0		Gir	Th 17,5	
	07-		F		23-0917			Ø 314,0 Th 25,0-23,0	Vent., Cod. ID PR 1LT
2.7 V6 TDi Eng.CAMA (140kW)	11/07-		F		22-0775-0	22-0775-0K	Gir	Th 19,0	
	11/07-		R		22-0776-0		Gir	Th 17,5	
	07-		F		23-0917			Ø 314,0 Th 25,0-23,0	Vent., Cod ID PR 1LT
3.0 TDi Eng.CCWB (155kW)	08-		F		22-0775-0	22-0775-0K	Gir	Th 19,0	
	08-		R		22-0776-0		Gir	Th 17,5	
	08-		F		23-0917			Ø 314,0 Th 25,0-23,0	Vent., Cod ID PR 1LT
3.0 V6 TDi, Quattro Eng.CAPA/ CCWA (176kW)	11/07-		F		22-0775-0	22-0775-0K	Gir	Th 19,0	
	11/07-		R		22-0776-0		Gir	Th 17,5	
	07-		F		23-0917			Ø 314,0 Th 25,0-23,0	Vent., Cod ID PR 1LT
3.2 FSi (192kW)	08-		F		22-0775-0	22-0775-0K	Gir	Th 19,0	
	08-		R		22-0776-0		Gir	Th 17,5	
	08-		F		23-0917			Ø 314,0 Th 25,0-23,0	Vent., Cod ID PR 1LT
3.2 V6 FSi, Quattro Eng.CALA (196kW)	11/07-		F		22-0775-0	22-0775-0K	Gir	Th 19,0	
	11/07-		R		22-0776-0		Gir	Th 17,5	
	07-		F		23-0917			Ø 314,0 Th 25,0-23,0	Vent., Cod ID PR 1LT
<b>A5 (8T) 5/07-</b>									
1.8 16v TFSI, Quattro, Coupé Eng.CABD (125kW)	1/08-		F		22-0675-2		Ate	Th 20,0	
	1/08-		R		22-0776-0		Gir	Th 17,5	
	07-		F		23-0917			Ø 314,0 Th 25,0-23,0	Vent., Cod. ID PR 1LT
1.8 TFSI Eng.CDHB (118kW)	11/07-		F		22-0675-2		Ate	Th 20,0	
	11/07-		R		22-0776-0		Gir	Th 17,5	
	07-		F		23-0917			Ø 314,0 Th 25,0-23,0	Vent., Cod ID PR 1LT



			Spare Parts	F/R	L/R	METELLI ref.	METELLI ref. w/KIT		DIMENSIONS mm.	NOTE
2.0 TDI Eng.CAGA (105kW)			09-	F		22-0675-2		Ate	Th 20,0	
			09-	R		22-0776-0		Gir	Th 17,5	
			09-	F		23-0917			Ø 314,0 Th 25,0-23,0	Vent.
2.0 TDI Eng.CAHB/ CGKB (120kW)			09-	F		22-0675-2		Ate	Th 20,0	
			09-	R		22-0776-0		Gir	Th 17,5	
			09-	F		23-0917			Ø 314,0 Th 25,0-23,0	Vent.
2.0 TDI, Coupé, Cabrio Eng.CAHA (125kW)			09-	F		22-0675-2		Ate	Th 20,0	
			09-	R		22-0776-0		Gir	Th 17,5	
			09-	F		23-0917			Ø 314,0 Th 25,0-23,0	Vent.
2.0 TFSi, Coupé Eng.CDNB/CAEA (132kW)			09-	F		22-0675-2		Ate	Th 20,0	
			09-	R		22-0776-0		Gir	Th 17,5	
			09-	F		23-0917			Ø 314,0 Th 25,0-23,0	Vent.
2.0 TFSi, quattro, Coupé, Cabrio Eng.CDNC (155kW)			08-	F		22-0675-2		Ate	Th 20,0	
			08-	R		22-0776-0		Gir	Th 17,5	
			08-	F		23-0917			Ø 314,0 Th 25,0-23,0	Vent.
2.7 TDi Eng.CAMB/ CGKB (120kW)			07-	F		22-0775-0	22-0775-0K	Gir	Th 19,0	
			07-	R		22-0776-0		Gir	Th 17,5	
			07-	F		23-0917			Ø 314,0 Th 25,0-23,0	Vent., Cod. ID PR 1LT
2.7 TDi Eng.CGKA (140kW)			09-	F		22-0775-0	22-0775-0K	Gir	Th 19,0	
			09-	R		22-0776-0		Gir	Th 17,5	
			09-	F		23-0917			Ø 314,0 Th 25,0-23,0	Vent., Cod. ID PR 1LT
2.7 V6 TDi, Coupé, Cabrio Eng.CAMA (140kW)	10/07-		10/07-	F		22-0775-0	22-0775-0K	Gir	Th 19,0	
			10/07-	R		22-0776-0		Gir	Th 17,5	
			07-	F		23-0917			Ø 314,0 Th 25,0-23,0	Vent., Cod. ID PR 1LT
3.0 TDI Quattro Eng.CCWA (176kW)			09-	F		22-0775-0	22-0775-0K	Gir	Th 19,0	
			09-	R		22-0776-0		Gir	Th 17,5	
			09-	F		23-0917			Ø 314,0 Th 25,0-23,0	Vent., Cod. ID PR 1LT
3.0 TDI quattro Eng.CCWB (155kW)			08-	F		22-0775-0	22-0775-0K	Gir	Th 19,0	
			08-	R		22-0776-0		Gir	Th 17,5	
			08-	F		23-0917			Ø 314,0 Th 25,0-23,0	Vent., Cod. ID PR 1LT
3.0 TDi quattro, Coupé Eng.CAPA (176kW)	5/07-		5/07-	F		22-0775-0	22-0775-0K	Gir	Th 19,0	
			5/07-	R		22-0776-0		Gir	Th 17,5	
			07-	F		23-0917			Ø 314,0 Th 25,0-23,0	Vent., Cod. ID PR 1LT
3.2 V6 FSI, quattro, Coupé, Cabrio Eng.CALA (195kW)	10/07-		10/07-	F		22-0775-0	22-0775-0K	Gir	Th 19,0	
			10/07-	R		22-0776-0		Gir	Th 17,5	
			07-	F		23-0917			Ø 314,0 Th 25,0-23,0	Vent., Cod. ID PR 1LT
S5 4.2 V8 quattro Eng.CAUA (260kW)	5/07-		5/07-	F		22-0775-0	22-0775-0K	Gir	Th 19,0	
			5/07-	R		22-0776-0		Gir	Th 17,5	
<b>A6 I (4A, C4), Avant 6/94-2/97</b>										
1.8, quattro Eng.ADR (92kW)			12/95-2/97	F		22-0181-0		Ate	Th 20,0	
			12/95-2/97	R		22-0048-0		Gir	Th 16,5	
			10/95-3/97	F		23-0263			Ø 287,5 Th 15,0-13,0	
			10/95-3/97	R		23-0395C			Ø 245,0 Th 10,0-8,0	(Coated)
1.9 TDi Eng.1Z (66kW)	6/94-2/97		95-3/97	F		22-0181-0		Ate	Th 20,0	
			95-3/97	F		23-0263			Ø 287,5 Th 15,0-13,0	
			95-3/97	R		23-0395C			Ø 245,0 Th 10,0-8,0	(Coated)
1.9 TDi Eng.AHU (66kW)	6/94-2/97		95-3/97	F		22-0181-0		Ate	Th 20,0	
			95-3/97	F		23-0263			Ø 287,5 Th 15,0-13,0	
			95-3/97	R		23-0395C			Ø 245,0 Th 10,0-8,0	(Coated)
2.0 Eng.AAE (74kW)	6/94-2/97		6/94-3/97	R		22-0048-0		Gir	Th 16,5	
			6/94-3/97	F		23-0263			Ø 287,5 Th 15,0-13,0	
			6/94-3/97	R		23-0395C			Ø 245,0 Th 10,0-8,0	(Coated)
2.0 Eng.ABK (85kW)	6/94-2/97		6/94-3/97	R		22-0048-0		Gir	Th 16,5	
			6/94-3/97	F		23-0263			Ø 287,5 Th 15,0-13,0	
			6/94-3/97	R		23-0395C			Ø 245,0 Th 10,0-8,0	(Coated)
2.0 Eng.ADW (79kW)	6/94-12/97		F		22-0048-0		Gir	Th 16,5		
2.0 16v Eng.ACE (103kW)	6/94-2/97		6/94-2/97	F		22-0181-0		Ate	Th 20,0	
			6/94-2/97	R		22-0048-0		Gir	Th 16,5	
			6/94-3/97	F		23-0263			Ø 287,5 Th 15,0-13,0	
			6/94-3/97	R		23-0395C			Ø 245,0 Th 10,0-8,0	(Coated)
2.0 16v quattro Eng.ACE (103kW)	6/94-2/97		6/94-2/97	F		22-0181-0		Ate	Th 20,0	
			6/94-2/97	R		22-0048-0		Gir	Th 16,5	
			6/94-3/97	F		23-0263			Ø 287,5 Th 15,0-13,0	
			6/94-3/97	R		23-0395C			Ø 245,0 Th 10,0-8,0	(Coated)
2.2 S6 T. quattro Eng.AAN (169kW)	6/94-2/97		94-97	R		22-0048-0		Gir	Th 16,5	
			94-97	F		23-0707C			Ø 314,0 Th 30,0-28,0	Vent., (Coated)





















		Spare Parts	F/R	L/R	METELLI ref.	METELLI ref. w/KIT		DIMENSIONS mm.	NOTE
2.3, quattro Eng.AAR (98kW)	6/94-12/95	F	F		22-0181-0		Ate	Th 20,0	
	6/94-12/95				22-0048-0		Gir	Th 16,5	
	6/94-95	R	F		23-0263			Ø 287,5 Th 15,0-13,0	
	6/94-95				23-0395C			Ø 245,0 Th 10,0-8,0	(Coated)
2.5 TDi Eng.AAT (84-85kW)	1/95-2/97	F	F		22-0181-0		Ate	Th 20,0	
	1/95-3/97				23-0263			Ø 287,5 Th 15,0-13,0	
	1/95-3/97	R	F		23-0395C			Ø 245,0 Th 10,0-8,0	(Coated)
2.5 TDi, quattro Eng.AEL (103kW)	8/94-2/97	F	F		22-0181-0		Ate	Th 20,0	
	8/94-2/97				22-0048-0		Gir	Th 16,5	
	6/94-3/97	R	F		23-0262C			Ø 287,7 Th 24,9-23,0	Vent., (Coated)
	6/94-3/97				23-0395C			Ø 245,0 Th 10,0-8,0	(Coated)
2.6 Eng.ABC (110kW)	6/94-2/97	F	F		22-0181-0		Ate	Th 20,0	
	6/94-2/97				22-0048-0		Gir	Th 16,5	
	6/94-3/97	R	F		23-0262C			Ø 287,7 Th 24,9-23,0	Vent., (Coated)
	6/94-3/97				23-0395C			Ø 245,0 Th 10,0-8,0	(Coated)
2.6 Eng.ACZ (102kW)	6/94-2/97	F	F		22-0181-0		Ate	Th 20,0	
	6/94-2/97				22-0048-0		Gir	Th 16,5	
2.6 quattro Eng.ABC (110kW)	6/94-2/97	F	F		22-0181-0		Ate	Th 20,0	
	6/94-2/97				22-0048-0		Gir	Th 16,5	
	6/94-3/97	R	F		23-0262C			Ø 287,7 Th 24,9-23,0	Vent., (Coated)
	6/94-3/97				23-0395C			Ø 245,0 Th 10,0-8,0	(Coated)
2.8 Eng.AAH/ AEJ (128kW)	6/94-2/97	F	F		22-0181-0		Ate	Th 20,0	
	6/94-2/97				22-0048-0		Gir	Th 16,5	
	6/94-3/97	R	F		23-0262C			Ø 287,7 Th 24,9-23,0	Vent., (Coated)
	6/94-3/97				23-0395C			Ø 245,0 Th 10,0-8,0	(Coated)
2.8 Eng.AFC (120kW)	6/94-12/97	F	F		22-0181-0		Ate	Th 20,0	
	6/94-12/97				22-0048-0		Gir	Th 16,5	
2.8 quattro Eng.AAH/ AEJ (128kW)	6/94-2/97	F	F		22-0181-0		Ate	Th 20,0	
	6/94-2/97				22-0048-0		Gir	Th 16,5	
	6/94-3/97	R	F		23-0262C			Ø 287,7 Th 24,9-23,0	Vent., (Coated)
	6/94-3/97				23-0395C			Ø 245,0 Th 10,0-8,0	(Coated)
2.8, quattro Eng.ACK (142kW)	12/95-2/97	F	F		22-0181-0		Ate	Th 20,0	
	12/95-2/97				22-0048-0		Gir	Th 16,5	
	95-3/97	R	F		23-0262C			Ø 287,7 Th 24,9-23,0	Vent., (Coated)
	95-3/97				23-0395C			Ø 245,0 Th 10,0-8,0	(Coated)
4.2 S6 Plus quattro Eng.AHK (240kW)	4/96-2/97	F	R		22-0048-0		Gir	Th 16,5	
	96-97				23-0737C			Ø 323,0 Th 30,0-28,0	Vent., (Coated)
4.2 S6 quattro Eng.AEC (213kW)	6/94-2/97	F	R		22-0048-0		Gir	Th 16,5	
	94-97				23-0707C			Ø 314,0 Th 30,0-28,0	Vent., (Coated)
<b>A6 II (4B, C5), Avant 1/97-2/05</b>									
1.8 Eng.AFY (85kW)	-00	F	F		22-0181-3		Ate	Th 20,0	
	00-				22-0314-0		Ate	Th 20,0	
	5/97-2/05	R	F		22-0100-1		Gir	Th 17,0	
	97-05				23-0726C			Ø 312,0 Th 25,0-23,0	Vent., (Coated), Cod. ID PR 1LF/1LT
1.8 Eng.AJP/ AQE/ ARH (92kW)	-00	F	F		22-0181-3		Ate	Th 20,0	
	00-				22-0314-0		Ate	Th 20,0	
	7/97-2/05	R	F		22-0100-1		Gir	Th 17,0	
	3/97-04				23-0262C			Ø 287,7 Th 24,9-23,0	Vent., (Coated)
	97-05				23-0726C			Ø 312,0 Th 25,0-23,0	Vent., (Coated), Cod. ID PR 1LF/1LT
3/97-04	R	F		23-0395C			Ø 245,0 Th 10,0-8,0	(Coated)	
1.8 T. Eng.AEB/ ANB/ APU/ ARK (110kW)	-00	F	F		22-0181-3		Ate	Th 20,0	
	00-				22-0314-0		Ate	Th 20,0	
	1/97-2/05	R	F		22-0100-1		Gir	Th 17,0	
	3/97-04				23-0262C			Ø 287,7 Th 24,9-23,0	Vent., (Coated), Cod. ID PR 1LB/1LE
	3/97-04				23-0726C			Ø 312,0 Th 25,0-23,0	Vent., (Coated), Cod. ID PR 1LF/1LT
3/97-04	R	F		23-0395C			Ø 245,0 Th 10,0-8,0	(Coated)	
1.8 T. Eng.AJL (132kW)	-00	F	F		22-0181-3		Ate	Th 20,0	
	00-				22-0314-0		Ate	Th 20,0	
	12/97-2/05	R	F		22-0100-1		Gir	Th 17,0	
	12/97-04				23-0262C			Ø 287,7 Th 24,9-23,0	Vent., (Coated), Cod. ID PR 1LB/1LE
	12/97-04				23-0726C			Ø 312,0 Th 25,0-23,0	Vent., (Coated), Cod. ID PR 1LF/1LT
12/97-04	R	F		23-0395C			Ø 245,0 Th 10,0-8,0	(Coated)	
1.8 T. Eng.AWT (110kW)	-00	F	F		22-0181-3		Ate	Th 20,0	
	00-				22-0314-0		Ate	Th 20,0	
	1/97-2/05	R	F		22-0100-1		Gir	Th 17,0	
	3/97-04				23-0262C			Ø 287,7 Th 24,9-23,0	Vent., (Coated), Cod. ID PR 1LB/1LE
	3/97-04				23-0726C			Ø 312,0 Th 25,0-23,0	Vent., (Coated), Cod. ID PR 1LF/1LT














		Spare Parts	F/R	L/R	METELLI ref.	METELLI ref. w/KIT		DIMENSIONS mm.	NOTE
1.8 T. Eng.AWT (110kW)	97-05		F		<b>23-0705C</b>			Ø 321,0 Th 30,0-28,0	Vent., (Coated), Cod. ID PR 1LG/1LA
	3/97-04		R		<b>23-0395C</b>			Ø 245,0 Th 10,0-8,0	(Coated)
1.8 T. quattro Eng.AEB/ ANB/ APU/ ARK (110kW)	-00		F		<b>22-0181-3</b>		Ate	Th 20,0	
	00-		F		<b>22-0314-0</b>		Ate	Th 20,0	
	1/97-2/05	R		<b>22-0100-1</b>		Gir	Th 17,0		
	97-05		F		<b>23-0262C</b>			Ø 287,7 Th 24,9-23,0	Vent., (Coated), Cod. ID PR 1LB/1LE
	97-05		F		<b>23-0726C</b>			Ø 312,0 Th 25,0-23,0	Vent., (Coated), Cod. ID PR 1LF/1LT
	97-05		F		<b>23-0705C</b>			Ø 321,0 Th 30,0-28,0	Vent., (Coated), Cod. ID PR 1LG/1LA
3/97-	R			<b>23-0807C</b>			Ø 245,0 Th 10,0-8,0	(Coated), Berlina, 15Inch Wheels	
3/97-	R		<b>23-0774C</b>			Ø 255,0 Th 10,0-8,0	(Coated), SW, 15Inch Wheels		
1.8 T. quattro Eng.AJL (132kW)	-00		F		<b>22-0181-3</b>		Ate	Th 20,0	
	00-		F		<b>22-0314-0</b>		Ate	Th 20,0	
	12/97-2/05	R		<b>22-0100-1</b>		Gir	Th 17,0		
	97-05		F		<b>23-0726C</b>			Ø 312,0 Th 25,0-23,0	Vent., (Coated), Cod. ID PR 1LF/1LT
	3/97-		R		<b>23-0807C</b>			Ø 245,0 Th 10,0-8,0	(Coated), Berlina, 15Inch Wheels
	3/97-		R		<b>23-0774C</b>			Ø 255,0 Th 10,0-8,0	(Coated), SW, 15Inch Wheels
3/97-	R			<b>23-0774C</b>			Ø 255,0 Th 10,0-8,0	(Coated), SW, 15Inch Wheels	
1.8 T. quattro Eng.AWT (110kW)	-00		F		<b>22-0181-3</b>		Ate	Th 20,0	
	00-		F		<b>22-0314-0</b>		Ate	Th 20,0	
	1/97-2/05	R		<b>22-0100-1</b>		Gir	Th 17,0		
	97-05		F		<b>23-0726C</b>			Ø 312,0 Th 25,0-23,0	Vent., (Coated), Cod. ID PR 1LF/1LT
	97-05		F		<b>23-0705C</b>			Ø 321,0 Th 30,0-28,0	Vent., (Coated), Cod. ID PR 1LG/1LA
	3/97-		R		<b>23-0807C</b>			Ø 245,0 Th 10,0-8,0	(Coated), Berlina, 15Inch Wheels
3/97-	R			<b>23-0774C</b>			Ø 255,0 Th 10,0-8,0	(Coated), SW, 15Inch Wheels	
1.9 TDi Eng.AFN (81kW)	-00		F		<b>22-0181-3</b>		Ate	Th 20,0	
	00-		F		<b>22-0314-0</b>		Ate	Th 20,0	
	2/97-12/01	R		<b>22-0100-1</b>		Gir	Th 17,0		
	3/97-04		F		<b>23-0262C</b>			Ø 287,7 Th 24,9-23,0	Vent., (Coated), Cod. ID PR 1LB/1LE
	3/97-04		F		<b>23-0726C</b>			Ø 312,0 Th 25,0-23,0	Vent., (Coated), Cod. ID PR 1LF/1LT
	3/97-04		R		<b>23-0395C</b>			Ø 245,0 Th 10,0-8,0	(Coated)
3/97-04	R			<b>23-0395C</b>			Ø 245,0 Th 10,0-8,0	(Coated)	
1.9 TDi Eng.AJM (85kW)	7/00-2/05		F		<b>22-0314-0</b>		Ate	Th 20,0	
	7/00-2/05		R		<b>22-0100-1</b>		Gir	Th 17,0	
	00-05		F		<b>23-0262C</b>			Ø 287,7 Th 24,9-23,0	Vent., (Coated), Cod. ID PR 1LB/1LE
	00-05		F		<b>23-0726C</b>			Ø 312,0 Th 25,0-23,0	Vent., (Coated), Cod. ID PR 1LF/1LT
00-05	R			<b>23-0395C</b>			Ø 245,0 Th 10,0-8,0	(Coated)	
1.9 TDi Eng.AVF/ AWX (96kW)	8/01-2/05		F		<b>22-0314-0</b>		Ate	Th 20,0	
	8/01-2/05		R		<b>22-0100-1</b>		Gir	Th 17,0	
	01-04		F		<b>23-0262C</b>			Ø 287,7 Th 24,9-23,0	Vent., (Coated), Cod. ID PR 1LB/1LE
	01-04		F		<b>23-0726C</b>			Ø 312,0 Th 25,0-23,0	Vent., (Coated), Cod. ID PR 1LF/1LT
	01-04		R		<b>23-0395C</b>			Ø 245,0 Th 10,0-8,0	(Coated)
2.0 Eng.ALT (96kW)	8/01-2/05		F		<b>22-0314-0</b>		Ate	Th 20,0	
	8/01-2/05		R		<b>22-0100-1</b>		Gir	Th 17,0	
	01-05		F		<b>23-0262C</b>			Ø 287,7 Th 24,9-23,0	Vent., (Coated), Cod. ID PR 1LB/1LE
	01-05		F		<b>23-0726C</b>			Ø 312,0 Th 25,0-23,0	Vent., (Coated), Cod. ID PR 1LF/1LT
	01-05		R		<b>23-0395C</b>			Ø 245,0 Th 10,0-8,0	(Coated)
2.4 Eng.AGA/ ALF/ AML/ APS/ ARJ (121kW)	2/97-2/05		F		<b>22-0314-0</b>		Ate	Th 20,0	
	2/97-2/05		R		<b>22-0100-1</b>		Gir	Th 17,0	
	3/97-04		F		<b>23-0262C</b>			Ø 287,7 Th 24,9-23,0	Vent., (Coated), Cod. ID PR 1LB/1LE
	3/97-04		F		<b>23-0726C</b>			Ø 312,0 Th 25,0-23,0	Vent., (Coated), Cod. ID PR 1LF/1LT
	97-05		F		<b>23-0705C</b>			Ø 321,0 Th 30,0-28,0	Vent., (Coated), Cod. ID PR 1LG/1LA
3/97-04	R		<b>23-0395C</b>			Ø 245,0 Th 10,0-8,0	(Coated)		
2.4 Eng.ALW/ ARN/ ASM (100kW)	7/98-2/05		F		<b>22-0314-0</b>		Ate	Th 20,0	
	7/98-2/05		R		<b>22-0100-1</b>		Gir	Th 17,0	
	98-05		F		<b>23-0262C</b>			Ø 287,7 Th 24,9-23,0	Vent., (Coated), Cod. ID PR 1LB/1LE
	98-05		F		<b>23-0726C</b>			Ø 312,0 Th 25,0-23,0	Vent., (Coated), Cod. ID PR 1LF/1LT
	98-05		F		<b>23-0705C</b>			Ø 321,0 Th 30,0-28,0	Vent., (Coated), Cod. ID PR 1LG/1LA
2.4 quattro Eng.AGA/ ALF/ AML/ APS/ ARJ (121kW)	2/97-2/05		F		<b>22-0314-0</b>		Ate	Th 20,0	
	2/97-2/05		R		<b>22-0100-1</b>		Gir	Th 17,0	
	3/97-04		F		<b>23-0262C</b>			Ø 287,7 Th 24,9-23,0	Vent., (Coated), Cod. ID PR 1LB/1LE
	3/97-04		F		<b>23-0726C</b>			Ø 312,0 Th 25,0-23,0	Vent., (Coated), Cod. ID PR 1LF/1LT
3/97-04	R		<b>23-0395C</b>			Ø 245,0 Th 10,0-8,0	(Coated)		
2.4, quattro Eng.AJG/ AMM/ APZ (120kW)	2/97-2/05		F		<b>22-0314-0</b>		Ate	Th 20,0	
	2/97-2/05		R		<b>22-0100-1</b>		Gir	Th 17,0	
	3/97-		R		<b>23-0807C</b>			Ø 245,0 Th 10,0-8,0	(Coated), Berlina, 15Inch Wheels
	3/97-		R		<b>23-0774C</b>			Ø 255,0 Th 10,0-8,0	(Coated), SW, 15Inch Wheels
2.4, quattro Eng.APC (115kW)	2/97-2/05		F		<b>22-0314-0</b>		Ate	Th 20,0	
	2/97-2/05		R		<b>22-0100-1</b>		Gir	Th 17,0	
	97-05		F		<b>23-0262C</b>			Ø 287,7 Th 24,9-23,0	Vent., (Coated), Cod. ID PR 1LB/1LE




		Spare Parts	F/R	L/R	METELLI ref.	METELLI ref. w/KIT		DIMENSIONS mm.	NOTE
2.4, quattro Eng.APC (115kW)	97-05		F		<b>23-0726C</b>			Ø 312,0 Th 25,0-23,0	Vent., (Coated), Cod. ID PR 1LF/1LT
			R		<b>23-0807C</b>			Ø 245,0 Th 10,0-8,0	(Coated), Berlina, 15Inch Wheels
			R		<b>23-0774C</b>			Ø 255,0 Th 10,0-8,0	(Coated), SW, 15Inch Wheels
			R		<b>23-0395C</b>			Ø 245,0 Th 10,0-8,0	(Coated)
2.4, quattro Eng.BDV (125kW)	8/01-2/05		F		<b>22-0314-0</b>		Ate	Th 20,0	
			R		<b>22-0100-1</b>		Gir	Th 17,0	
	01-01		R		<b>23-0807C</b>			Ø 245,0 Th 10,0-8,0	(Coated), Berlina, 15Inch Wheels
			R		<b>23-0774C</b>			Ø 255,0 Th 10,0-8,0	(Coated), SW, 15Inch Wheels
2.5 TDi Eng.AFB/ AKN (110kW)	-00		F		<b>22-0181-3</b>		Ate	Th 20,0	
	00-		F		<b>22-0314-0</b>		Ate	Th 20,0	
	7/97-2/05		R		<b>22-0100-1</b>		Gir	Th 17,0	
	3/97-04		F		<b>23-0262C</b>			Ø 287,7 Th 24,9-23,0	Vent., (Coated), Cod. ID PR 1LB/1LE
	3/97-04		F		<b>23-0726C</b>			Ø 312,0 Th 25,0-23,0	Vent., (Coated), Cod. ID PR 1LF/1LT
	97-05		F		<b>23-0705C</b>			Ø 321,0 Th 30,0-28,0	Vent., (Coated), Cod. ID PR 1LG/1LA
	3/97-04		R		<b>23-0395C</b>			Ø 245,0 Th 10,0-8,0	(Coated)
2.5 TDi Eng.AKE/ BAU/ BDH (132kW)	2/00-2/05		F		<b>22-0314-0</b>		Ate	Th 20,0	
	2/00-2/05		R		<b>22-0100-1</b>		Gir	Th 17,0	
	00-05		F		<b>23-0262C</b>			Ø 287,7 Th 24,9-23,0	Vent., (Coated), Cod. ID PR 1LB/1LE
	00-05		F		<b>23-0726C</b>			Ø 312,0 Th 25,0-23,0	Vent., (Coated), Cod. ID PR 1LF/1LT
	00-05		F		<b>23-0705C</b>			Ø 321,0 Th 30,0-28,0	Vent., (Coated), Cod. ID PR 1LG/1LA
00-05	R			<b>23-0395C</b>			Ø 245,0 Th 10,0-8,0	(Coated)	
2.5 TDi Eng.AYM (114kW)	8/01-2/05		F		<b>22-0314-0</b>		Ate	Th 20,0	
	8/01-2/05		R		<b>22-0100-1</b>		Gir	Th 17,0	
	01-05		F		<b>23-0262C</b>			Ø 287,7 Th 24,9-23,0	Vent., (Coated), Cod. ID PR 1LB/1LE
	01-05		F		<b>23-0726C</b>			Ø 312,0 Th 25,0-23,0	Vent., (Coated), Cod. ID PR 1LF/1LT
	01-05		R		<b>23-0395C</b>			Ø 245,0 Th 10,0-8,0	(Coated)
2.5 TDi Eng.BCZ/ BDG/ BFC (120kW)	7/02-2/05		F		<b>22-0314-0</b>		Ate	Th 20,0	
	7/02-2/05		R		<b>22-0100-1</b>		Gir	Th 17,0	
	02-04		F		<b>23-0262C</b>			Ø 287,7 Th 24,9-23,0	Vent., (Coated), Cod. ID PR 1LB/1LE
	02-04		F		<b>23-0726C</b>			Ø 312,0 Th 25,0-23,0	Vent., (Coated), Cod. ID PR 1LF/1LT
	02-05		F		<b>23-0705C</b>			Ø 321,0 Th 30,0-28,0	Vent., (Coated), Cod. ID PR 1LG/1LA
02-04	R			<b>23-0395C</b>			Ø 245,0 Th 10,0-8,0	(Coated)	
2.5 TDi quattro Eng.AFB/ AKN (110kW)	-00		F		<b>22-0181-3</b>		Ate	Th 20,0	
	00-		F		<b>22-0314-0</b>		Ate	Th 20,0	
	7/97-2/05		R		<b>22-0100-1</b>		Gir	Th 17,0	
	3/97-		F		<b>23-0726C</b>			Ø 312,0 Th 25,0-23,0	Vent., (Coated)
	97-05		F		<b>23-0705C</b>			Ø 321,0 Th 30,0-28,0	Vent., (Coated), Cod. ID PR 1LG/1LA
	3/97-		R		<b>23-0807C</b>			Ø 245,0 Th 10,0-8,0	(Coated), Berlina, 15Inch Wheels
	3/97-		R		<b>23-0774C</b>			Ø 255,0 Th 10,0-8,0	(Coated), SW, 15Inch Wheels
	97-05		R		<b>23-0262C</b>			Ø 287,7 Th 24,9-23,0	Vent., (Coated), Cod. ID PR 1LB/1LE
2.5 TDi quattro Eng.AKE/ BAU/ BDH (132kW)	2/00-2/05		F		<b>22-0314-0</b>		Ate	Th 20,0	
	2/00-2/05		F		<b>22-0549-0</b>		Ate	Th 20,0	Disc 321x30 mm, Only Avant
	2/00-2/05	R		<b>22-0100-1</b>		Gir	Th 17,0		
	00-		F		<b>23-0726C</b>			Ø 312,0 Th 25,0-23,0	Vent., (Coated)
	00-05		F		<b>23-0262C</b>			Ø 287,7 Th 24,9-23,0	Vent., (Coated), Cod. ID PR 1LB/1LE
	00-05		F		<b>23-0705C</b>			Ø 321,0 Th 30,0-28,0	Vent., (Coated), Cod. ID PR 1LG/1LA
	00-		R		<b>23-0807C</b>			Ø 245,0 Th 10,0-8,0	(Coated), Berlina, 15Inch Wheels
00-	R			<b>23-0774C</b>			Ø 255,0 Th 10,0-8,0	(Coated), SW, 15Inch Wheels	
2.7 T, quattro Eng.AJK/ AZA (169kW)	12/97-2/05		F		<b>22-0774-1</b>		Gir	Th 18,0	
	12/97-2/05		R		<b>22-0100-1</b>		Gir	Th 17,0	
	97-05		F		<b>23-0705C</b>			Ø 321,0 Th 30,0-28,0	Vent., (Coated)
	97-05		R		<b>23-0806C</b>			Ø 255,0 Th 10,0-8,0	(Coated)
	97-05		R		<b>23-0807C</b>			Ø 245,0 Th 10,0-8,0	(Coated), Exc. Avant, Only Quattro
97-05	R			<b>23-0395C</b>			Ø 245,0 Th 10,0-8,0	(Coated), Exc. Quattro	
2.7 T. quattro Eng.ARE/ BES (184kW)	8/01-2/05		F		<b>22-0549-0</b>		Ate	Th 20,0	
	8/01-2/05		F		<b>22-0774-1</b>		Gir	Th 18,0	
	8/01-2/05		R		<b>22-0100-1</b>		Gir	Th 17,0	
	5/01-		F		<b>23-0705C</b>			Ø 321,0 Th 30,0-28,0	Vent., (Coated)
	5/01-		R		<b>23-0806C</b>			Ø 255,0 Th 10,0-8,0	(Coated)
	01-05		R		<b>23-0807C</b>			Ø 245,0 Th 10,0-8,0	Ch 4BY000001-, (Coated)
01-05	R		<b>23-0774C</b>			Ø 255,0 Th 10,0-8,0	Ch -4BX200000, (Coated)		
2.8 Eng.ACK/ ALG/ AMX/ APR/ AQD (142kW)	-00		F		<b>22-0181-3</b>		Ate	Th 20,0	
	00-		F		<b>22-0314-0</b>		Ate	Th 20,0	
	2/97-2/05		R		<b>22-0100-1</b>		Gir	Th 17,0	
	3/97-04		F		<b>23-0262C</b>			Ø 287,7 Th 24,9-23,0	Vent., (Coated), Cod. ID PR 1LB/1LE
	3/97-04		F		<b>23-0726C</b>			Ø 312,0 Th 25,0-23,0	Vent., (Coated), Cod. ID PR 1LF/1LT
	3/97-04		R		<b>23-0395C</b>			Ø 245,0 Th 10,0-8,0	(Coated)






		Spare Parts	F/R	L/R	METELLI ref.	METELLI ref. w/KIT		DIMENSIONS mm.	NOTE
2.8 quattro Eng.ACK/ ALG/ AMX/ APR/ AQD (142kW)	-00	f	F		22-0181-3		Ate	Th 20,0	
	00-		F		22-0314-0		Ate	Th 20,0	
	2/97-2/05		R		22-0100-1		Gir	Th 17,0	
	3/97-	⊗	F		23-0726C			Ø 312,0 Th 25,0-23,0	Vent., (Coated)
	97-05		F		23-0262C			Ø 287,7 Th 24,9-23,0	Vent., (Coated), Cod. ID PR 1LB/1LE
	3/97-		R		23-0807C			Ø 245,0 Th 10,0-8,0	(Coated), Berlina, 15Inch Wheels
3/97-	R		23-0774C			Ø 255,0 Th 10,0-8,0	(Coated), SW, 15Inch Wheels		
2.8, quattro Eng.AGE (132kW)	10/97-7/98	f	F		22-0181-3		Ate	Th 20,0	
	10/97-7/98		R		22-0100-1		Gir	Th 17,0	
	3/97-98	⊗	F		23-0262C			Ø 287,7 Th 24,9-23,0	Vent., (Coated), Cod. ID PR 1LB/1LE
	3/97-98		F		23-0726C			Ø 312,0 Th 25,0-23,0	Vent., (Coated), Cod. ID PR 1LF/1LT
	3/97-98		R		23-0395C			Ø 245,0 Th 10,0-8,0	(Coated)
2.8, quattro Eng.ATX (140kW)	-00	f	F		22-0181-3		Ate	Th 20,0	
	00-		F		22-0314-0		Ate	Th 20,0	
	7/99-2/05		R		22-0100-1		Gir	Th 17,0	
	99-05	⊗	F		23-0262C			Ø 287,7 Th 24,9-23,0	Vent., (Coated), Cod. ID PR 1LB/1LE
	99-05		F		23-0726C			Ø 312,0 Th 25,0-23,0	Vent., (Coated), Cod. ID PR 1LF/1LT
	99-05		R		23-0395C			Ø 245,0 Th 10,0-8,0	(Coated)
3.0, quattro Eng.ASN (162kW)	8/01-2/05	f	F		22-0549-0		Ate	Th 20,0	
	8/01-2/05		F		22-0774-1		Gir	Th 18,0	
	8/01-2/05		R		22-0100-1		Gir	Th 17,0	
	01-	⊗	F		23-0705C			Ø 321,0 Th 30,0-28,0	Vent., (Coated)
	01-		R		23-0807C			Ø 245,0 Th 10,0-8,0	(Coated), Berlina, 15Inch Wheels
	01-		R		23-0774C			Ø 255,0 Th 10,0-8,0	(Coated), SW, 15Inch Wheels
01-05	R		23-0395C			Ø 245,0 Th 10,0-8,0	(Coated)		
3.7, quattro Eng.AQG (191kW)	3/99-2/05	f	F		22-0774-1		Gir	Th 18,0	
	3/99-2/05		R		22-0100-1		Gir	Th 17,0	
4.2 quattro Eng.ARS/ ASG/ AWN (220kW)	11/98-2/05	f	F		22-0774-1		Gir	Th 18,0	
	11/98-2/05		R		22-0100-1		Gir	Th 17,0	
	98-		R		23-0806C			Ø 255,0 Th 10,0-8,0	(Coated)
4.2 RS6 Eng.BCY (331kW)	7/02-2/05	f	R		22-0554-2	Gir	Th 17,5		
4.2 RS6 plus Avant Eng.BRV (353kW)	4/04-2/05	f	R		22-0554-2	Gir	Th 17,5		
4.2 S6 quattro Eng.ANK/ AQJ (250kW)	9/99-2/05	f	F		22-0774-1		Gir	Th 18,0	
	9/99-2/05		R		22-0100-1		Gir	Th 17,0	
<b>A6 II Allroad (4BH) 5/00-7/06</b>									
2.5 TDi quattro Eng.AKE/ BAU (132kW)	5/00-	f	F		22-0549-0		Ate	Th 20,0	
	5/00-		F		22-0774-1		Gir	Th 18,0	
	5/00-		R		22-0100-1		Gir	Th 17,0	
	5/00-	⊗	F		23-0705C			Ø 321,0 Th 30,0-28,0	Vent., (Coated)
	5/00-		R		23-0806C			Ø 255,0 Th 10,0-8,0	(Coated)
2.5 TDi quattro Eng.BCZ (120kW)	5/03-	f	F		22-0549-0		Ate	Th 20,0	
	5/03-		F		22-0774-1		Gir	Th 18,0	
	5/03-		R		22-0100-1		Gir	Th 17,0	
	5/03-	⊗	F		23-0705C			Ø 321,0 Th 30,0-28,0	Vent., (Coated)
	5/03-		R		23-0806C			Ø 255,0 Th 10,0-8,0	(Coated)
2.7 T. quattro Eng.ARE/ BES (184kW)	5/00-	f	F		22-0549-0		Ate	Th 20,0	
	5/00-		F		22-0774-1		Gir	Th 18,0	
	5/00-		R		22-0100-1		Gir	Th 17,0	
	6/02-	⊗	F		23-0705C			Ø 321,0 Th 30,0-28,0	Vent., (Coated)
	6/02-		R		23-0806C			Ø 255,0 Th 10,0-8,0	(Coated)
4.2 V8 Eng.BAS (220kW)	7/02-	f	F		22-0774-1		Gir	Th 18,0	
	7/02-		R		22-0100-1		Gir	Th 17,0	
	7/02-		F		23-0705C			Ø 321,0 Th 30,0-28,0	Vent., (Coated)
	6/02-	⊗	R		23-0806C			Ø 255,0 Th 10,0-8,0	(Coated)
	6/02-		R		23-0806C			Ø 255,0 Th 10,0-8,0	(Coated)
<b>A6 III (4F2), Avant 5/04-</b>									
2.0 TDi Eng.BLB/ BRE (103kW)	7/04-	f	F		22-0314-0		Ate	Th 20,0	Disc 314x25 mm
	7/04-		F		22-0549-1		Ate	Th 20,0	Disc 321x30 mm
	7/04-		R		22-0553-0		Gir	Th 17,0	
	04-	⊗	F		23-0867			Ø 314,0 Th 25,0-23,0	Vent., Cod. ID PR 1LT
	04-		F		23-0916			Ø 321,0 Th 30,0-28,0	Vent., Cod. ID PR 1LG/1LD
	04-		F		23-0868			Ø 347,0 Th 30,0-28,0	Vent., Cod. ID PR 1ZL/1LH
	04-		R		23-0865			Ø 302,0 Th 12,0-10,0	Cod. ID PR 1KD/2ED, w/EPB
04-	R		23-0866			Ø 330,0 Th 22,0-20,0	Vent., Cod. ID PR 1KW/2EE, w/EPB		
2.0 TDi Eng.BNA/ BRP (100kW)	6/05-	f	F		22-0314-0		Ate	Th 20,0	Disc 314x25 mm
	6/05-		F		22-0549-1		Ate	Th 20,0	Disc 321x30 mm
	6/05-		R		22-0553-0		Gir	Th 17,0	









































		Spare Parts	F/R	L/R	METELLI ref.	METELLI ref. w/KIT		DIMENSIONS mm.	NOTE
2.0 TDi Eng.BNA/ BRF (100kW)		05-	F		23-0867			Ø 314,0 Th 25,0-23,0	Vent., Cod. ID PR 1LT
		05-	F		23-0916			Ø 321,0 Th 30,0-28,0	Vent., Cod. ID PR 1LG/1LD
		05-	F		23-0868			Ø 347,0 Th 30,0-28,0	Vent., Cod. ID PR 1ZL/1LH
		05-	R		23-0865			Ø 302,0 Th 12,0-10,0	Cod. ID PR 1KD/2ED, w/EPB
		05-	R		23-0866			Ø 330,0 Th 22,0-20,0	Vent., Cod. ID PR 1KW/2EE, w/EPB
2.0 TDi Eng.CAHA (125kW)		08-	F		22-0314-0		Ate	Th 20,0	Disc 314x25 mm
		08-	F		22-0549-1		Ate	Th 20,0	Disc 321x30 mm
		08-	R		22-0553-0		Gir	Th 17,0	
		08-	F		23-0867			Ø 314,0 Th 25,0-23,0	Vent., Cod. ID PR 1LT
		08-	F		23-0916			Ø 321,0 Th 30,0-28,0	Vent., Cod. ID PR 1LG/1LD
		08-	F		23-0868			Ø 347,0 Th 30,0-28,0	Vent., Cod. ID PR 1ZL/1LH
		08-	R		23-0865			Ø 302,0 Th 12,0-10,0	Cod. ID PR 1KD/2ED, w/EPB
		08-	R		23-0866			Ø 330,0 Th 22,0-20,0	Vent., Cod. ID PR 1KW/2EE, w/EPB
2.0 TFSI Eng.BPJ (125kW)		6/05-	F		22-0314-0		Ate	Th 20,0	Disc 314x25 mm
		6/05-	F		22-0549-1		Ate	Th 20,0	Disc 321x30 mm
		6/05-	R		22-0553-0		Gir	Th 17,0	
		05-	F		23-0867			Ø 314,0 Th 25,0-23,0	Vent., Cod. ID PR 1LT
		05-	F		23-0916			Ø 321,0 Th 30,0-28,0	Vent., Cod. ID PR 1LG/1LD
		05-	F		23-0868			Ø 347,0 Th 30,0-28,0	Vent., Cod. ID PR 1ZL/1LH
2.4, quattro Eng.BDW (130kW)		5/04-	F		22-0314-0		Ate	Th 20,0	Disc 314x25 mm
		5/04-	F		22-0549-1		Ate	Th 20,0	Disc 321x30 mm
		5/04-	R		22-0553-0		Gir	Th 17,0	
		04-	F		23-0867			Ø 314,0 Th 25,0-23,0	Vent., Cod. ID PR 1LT
		04-	F		23-0916			Ø 321,0 Th 30,0-28,0	Vent., Cod. ID PR 1LG/1LD
2.7 TDi V6 Eng.CAMA (140kW)		08-	F		22-0314-0		Ate	Th 20,0	Disc 314x25 mm
		08-	F		22-0549-1		Ate	Th 20,0	Disc 321x30 mm
		08-	R		22-0553-0		Gir	Th 17,0	
		08-	F		23-0867			Ø 314,0 Th 25,0-23,0	Vent., Cod. ID PR 1LT
		08-	F		23-0916			Ø 321,0 Th 30,0-28,0	Vent., Cod. ID PR 1LG/1LD
2.7 TDi, quattro Eng.BPP (132kW)		11/04-	F		22-0314-0		Ate	Th 20,0	Disc 314x25 mm
		11/04-	F		22-0549-1		Ate	Th 20,0	Disc 321x30 mm
		11/04-	R		22-0553-0		Gir	Th 17,0	
		04-	F		23-0867			Ø 314,0 Th 25,0-23,0	Vent., Cod. ID PR 1LT
2.7 TDi, quattro Eng.BSG (120kW)		04-	F		23-0916			Ø 321,0 Th 30,0-28,0	Vent., Cod. ID PR 1LG/1LD
		04-	F		23-0868			Ø 347,0 Th 30,0-28,0	Vent., Cod. ID PR 1ZL/1LH
		04-	R		23-0865			Ø 302,0 Th 12,0-10,0	Cod. ID PR 1KD/2ED, w/EPB
		04-	R		23-0866			Ø 330,0 Th 22,0-20,0	Vent., Cod. ID PR 1KW/2EE, w/EPB
		04-	R		23-0866			Ø 330,0 Th 22,0-20,0	Vent., Cod. ID PR 1KW/2EE, w/EPB
2.8 V6 FSi Eng.CCDA (140kW)		08-	F		22-0549-1		Ate	Th 20,0	
		08-	R		22-0553-0		Gir	Th 17,0	
		08-	F		23-0867			Ø 314,0 Th 25,0-23,0	Vent., Cod. ID PR 1LT
		08-	F		23-0916			Ø 321,0 Th 30,0-28,0	Vent., Cod. ID PR 1LG/1LD
		08-	F		23-0868			Ø 347,0 Th 30,0-28,0	Vent., Cod. ID PR 1ZL/1LH
		08-	R		23-0865			Ø 302,0 Th 12,0-10,0	Cod. ID PR 1KD/2ED, w/EPB
2.8 V6 FSi Eng.CCEA (162kW)		08-	R		23-0866			Ø 330,0 Th 22,0-20,0	Vent., Cod. ID PR 1KW/2EE, w/EPB
		08-	F		23-0867			Ø 314,0 Th 25,0-23,0	Vent., Cod. ID PR 1LT
		08-	F		23-0916			Ø 321,0 Th 30,0-28,0	Vent., Cod. ID PR 1LG/1LD
		08-	F		23-0868			Ø 347,0 Th 30,0-28,0	Vent., Cod. ID PR 1ZL/1LH
		08-	R		23-0865			Ø 302,0 Th 12,0-10,0	Cod. ID PR 1KD/2ED, w/EPB
08-	R		23-0866			Ø 330,0 Th 22,0-20,0	Vent., Cod. ID PR 1KW/2EE, w/EPB		
















		Spare Parts	F/R	L/R	METELLI ref.	METELLI ref. w/KIT		DIMENSIONS mm.	NOTE
2.8 V6 FSi, quattro Eng.BDX (154kW)	1/07-	F	F		22-0549-1		Ate	Th 20,0	
	1/07-		R		22-0553-0		Gir	Th 17,0	
	07-		F		23-0867			Ø 314,0 Th 25,0-23,0	Vent., Cod. ID PR 1LT
	07-		F		23-0916			Ø 321,0 Th 30,0-28,0	Vent., Cod. ID PR 1LG/1LD
	07-		F		23-0868			Ø 347,0 Th 30,0-28,0	Vent., Cod. ID PR 1ZL/1LH
	07-		R		23-0865			Ø 302,0 Th 12,0-10,0	Cod. ID PR 1KD/2ED, w/EPB
	07-		R		23-0866			Ø 330,0 Th 22,0-20,0	Vent., Cod. ID PR 1KW/2EE, w/EPB
3.0 TDi quattro Eng.BMK (165kW)	5/04-	F	F		22-0549-1		Ate	Th 20,0	
	04-		R		23-0867			Ø 314,0 Th 25,0-23,0	Vent., Cod. ID PR 1LT
	04-		F		23-0916			Ø 321,0 Th 30,0-28,0	Vent., Cod. ID PR 1LG/1LD
	04-		F		23-0868			Ø 347,0 Th 30,0-28,0	Vent., Cod. ID PR 1ZL/1LH
	04-		R		23-0865			Ø 302,0 Th 12,0-10,0	Cod. ID PR 1KD/2ED, w/EPB
	04-		R		23-0866			Ø 330,0 Th 22,0-20,0	Vent., Cod. ID PR 1KW/2EE, w/EPB
3.0 TDi quattro Eng.BNG (155kW)	5/04-	F	F		22-0549-1		Ate	Th 20,0	
	04-		R		23-0867			Ø 314,0 Th 25,0-23,0	Vent., Cod. ID PR 1LT
	04-		F		23-0916			Ø 321,0 Th 30,0-28,0	Vent., Cod. ID PR 1LG/1LD
	04-		F		23-0868			Ø 347,0 Th 30,0-28,0	Vent., Cod. ID PR 1ZL/1LH
	04-		R		23-0865			Ø 302,0 Th 12,0-10,0	Cod. ID PR 1KD/2ED, w/EPB
	04-		R		23-0866			Ø 330,0 Th 22,0-20,0	Vent., Cod. ID PR 1KW/2EE, w/EPB
3.0 TDi V6 24v, quattro Eng.ASB (171kW)	06-		F		23-0867			Ø 314,0 Th 25,0-23,0	Vent., Cod. ID PR 1LT
	06-		F		23-0916			Ø 321,0 Th 30,0-28,0	Vent., Cod. ID PR 1LG/1LD
	06-		F		23-0868			Ø 347,0 Th 30,0-28,0	Vent., Cod. ID PR 1ZL/1LH
	06-		R		23-0865			Ø 302,0 Th 12,0-10,0	Cod. ID PR 1KD/2ED, w/EPB
	06-		R		23-0866			Ø 330,0 Th 22,0-20,0	Vent., Cod. ID PR 1KW/2EE, w/EPB
3.0 TDi V6, quattro Eng.CAPA/ CCWA/ CDYA (176kW)	08-		F		23-0867			Ø 314,0 Th 25,0-23,0	Vent., Cod. ID PR 1LT
	08-		F		23-0916			Ø 321,0 Th 30,0-28,0	Vent., Cod. ID PR 1LG/1LD
	08-		F		23-0868			Ø 347,0 Th 30,0-28,0	Vent., Cod. ID PR 1ZL/1LH
	08-		R		23-0865			Ø 302,0 Th 12,0-10,0	Cod. ID PR 1KD/2ED, w/EPB
	08-		R		23-0866			Ø 330,0 Th 22,0-20,0	Vent., Cod. ID PR 1KW/2EE, w/EPB
3.0 V6 TFSi quattro Eng.CAJA (213kW)	08-	F	F		22-0549-1		Ate	Th 20,0	
	08-		R		22-0553-0		Gir	Th 17,0	
	08-		F		23-0867			Ø 314,0 Th 25,0-23,0	Vent., Cod. ID PR 1LT
	08-		F		23-0916			Ø 321,0 Th 30,0-28,0	Vent., Cod. ID PR 1LG/1LD
	08-		F		23-0868			Ø 347,0 Th 30,0-28,0	Vent., Cod. ID PR 1ZL/1LH
	08-		R		23-0865			Ø 302,0 Th 12,0-10,0	Cod. ID PR 1KD/2ED, w/EPB
	08-		R		23-0866			Ø 330,0 Th 22,0-20,0	Vent., Cod. ID PR 1KW/2EE, w/EPB
3.0, quattro Eng.BBJ (160kW)	5/04-5/06	F	R		22-0553-0		Gir	Th 17,0	
	04-06		F		23-0867			Ø 314,0 Th 25,0-23,0	Vent., Cod. ID PR 1LT
	04-06		F		23-0916			Ø 321,0 Th 30,0-28,0	Vent., Cod. ID PR 1LG/1LD
	04-06		F		23-0868			Ø 347,0 Th 30,0-28,0	Vent., Cod. ID PR 1ZL/1LH
	04-06		R		23-0865			Ø 302,0 Th 12,0-10,0	Cod. ID PR 1KD/2ED, w/EPB
	04-06		R		23-0866			Ø 330,0 Th 22,0-20,0	Vent., Cod. ID PR 1KW/2EE, w/EPB
3.2 FSi quattro Eng.BYU (183kW)	9/06-	F	F		22-0549-1		Ate	Th 20,0	
	9/06-		R		22-0553-0		Gir	Th 17,0	
3.2 FSi, quattro Eng.AUK (188kW)	5/04-	F	F		22-0549-1		Ate	Th 20,0	
	5/04-		R		22-0553-0		Gir	Th 17,0	
	04-		F		23-0867			Ø 314,0 Th 25,0-23,0	Vent., Cod. ID PR 1LT
	04-		F		23-0916			Ø 321,0 Th 30,0-28,0	Vent., Cod. ID PR 1LG/1LD
	04-		F		23-0868			Ø 347,0 Th 30,0-28,0	Vent., Cod. ID PR 1ZL/1LH
	04-		R		23-0865			Ø 302,0 Th 12,0-10,0	Cod. ID PR 1KD/2ED, w/EPB
04-	R		23-0866			Ø 330,0 Th 22,0-20,0	Vent., Cod. ID PR 1KW/2EE, w/EPB		
4.2 quattro Eng.BAT (246kW)	04-	F	F		22-0549-1		Ate	Th 20,0	
	04-		R		22-0554-2		Gir	Th 17,5	
	04-		F		23-0867			Ø 314,0 Th 25,0-23,0	Vent., Cod. ID PR 1LT
	04-		F		23-0916			Ø 321,0 Th 30,0-28,0	Vent., Cod. ID PR 1LG/1LD
	04-		F		23-0868			Ø 347,0 Th 30,0-28,0	Vent., Cod. ID PR 1ZL/1LH
	04-		R		23-0865			Ø 302,0 Th 12,0-10,0	Cod. ID PR 1KD/2ED, w/EPB
04-	R		23-0866			Ø 330,0 Th 22,0-20,0	Vent., Cod. ID PR 1KW/2EE, w/EPB		
4.2 V8 FSi quattro Eng.BVJ (257kW)	8/06-	F	F		22-0549-1		Ate	Th 20,0	
	8/06-		R		22-0554-2		Gir	Th 17,5	
	06-		F		23-0867			Ø 314,0 Th 25,0-23,0	Vent., Cod. ID PR 1LT
	06-		F		23-0916			Ø 321,0 Th 30,0-28,0	Vent., Cod. ID PR 1LG/1LD
	06-		F		23-0868			Ø 347,0 Th 30,0-28,0	Vent., Cod. ID PR 1ZL/1LH
	06-		R		23-0865			Ø 302,0 Th 12,0-10,0	Cod. ID PR 1KD/2ED, w/EPB
06-	R		23-0866			Ø 330,0 Th 22,0-20,0	Vent., Cod. ID PR 1KW/2EE, w/EPB		














































		Spare Parts	F/R	L/R	METELLI ref.	METELLI ref. w/KIT		DIMENSIONS mm.	NOTE
S6 5.2 V10 quattro Eng.BXA (315-320kW)	8/06-	f	F		<b>22-0662-0</b>		Ate	Th 20,5	
	8/06-		R		<b>22-0554-2</b>		Gir	Th 17,5	
<b>A6 III Allroad (4FH) 8/06-</b>									
2.7 TDi quattro Eng.BSG (120kW)	5/06-	f	F		<b>22-0549-1</b>		Ate	Th 20,0	
	5/06-		R		<b>22-0553-0</b>		Gir	Th 17,0	
	06-	☉	F		<b>23-0916</b>			Ø 321,0 Th 30,0-28,0	Vent., Cod. ID PR 1LG
	06-		F		<b>23-0868</b>			Ø 347,0 Th 30,0-28,0	Vent., Cod. ID PR 1ZL
	06-		R		<b>23-0875</b>			Ø 302,0 Th 12,0-10,0	Cod. ID PR 1KD
2.7 TDi V6 Eng.BPP (132kW)	1/05-	f	F		<b>22-0549-1</b>		Ate	Th 20,0	
	1/05-		R		<b>22-0553-0</b>		Gir	Th 17,0	
	05-	☉	F		<b>23-0916</b>			Ø 321,0 Th 30,0-28,0	Vent., Cod. ID PR 1LG
	05-		F		<b>23-0868</b>			Ø 347,0 Th 30,0-28,0	Vent., Cod. ID PR 1ZL
	05-		R		<b>23-0875</b>			Ø 302,0 Th 12,0-10,0	Cod. ID PR 1KD
3.0 TDi quattro Eng.BNG (155kW)	5/06-	f	F		<b>22-0549-1</b>		Ate	Th 20,0	
	5/06-		R		<b>22-0553-0</b>		Gir	Th 17,0	
	06-	☉	F		<b>23-0916</b>			Ø 321,0 Th 30,0-28,0	Vent., Cod. ID PR 1LG
	06-		F		<b>23-0868</b>			Ø 347,0 Th 30,0-28,0	Vent., Cod. ID PR 1ZL
	06-		R		<b>23-0875</b>			Ø 302,0 Th 12,0-10,0	Cod. ID PR 1KD
3.0 TDi V6 Eng.ASB (171kW)	8/06-	f	F		<b>22-0549-1</b>		Ate	Th 20,0	
	8/06-		R		<b>22-0553-0</b>		Gir	Th 17,0	
	06-	☉	F		<b>23-0916</b>			Ø 321,0 Th 30,0-28,0	Vent., Cod. ID PR 1LG
	06-		F		<b>23-0868</b>			Ø 347,0 Th 30,0-28,0	Vent., Cod. ID PR 1ZL
	06-		R		<b>23-0875</b>			Ø 302,0 Th 12,0-10,0	Cod. ID PR 1KD
3.0 V6 TFSI quattro Eng.CAJA (213kW)	08-	f	F		<b>22-0549-1</b>		Ate	Th 20,0	
	08-		R		<b>22-0553-0</b>		Gir	Th 17,0	
3.2 V6 FSI Eng.AUK (188kW)	8/06-	f	F		<b>22-0549-1</b>		Ate	Th 20,0	
	8/06-		R		<b>22-0553-0</b>		Gir	Th 17,0	
	06-	☉	F		<b>23-0916</b>			Ø 321,0 Th 30,0-28,0	Vent., Cod. ID PR 1LG
	06-		F		<b>23-0868</b>			Ø 347,0 Th 30,0-28,0	Vent., Cod. ID PR 1ZL
	06-		R		<b>23-0875</b>			Ø 302,0 Th 12,0-10,0	Cod. ID PR 1KD
4.2 V8 FSI Eng.BVJ (257kW)	8/06-	f	F		<b>22-0549-1</b>		Ate	Th 20,0	
	8/06-		R		<b>22-0554-2</b>		Gir	Th 17,5	
	06-	☉	F		<b>23-0916</b>			Ø 321,0 Th 30,0-28,0	Vent., Cod. ID PR 1LG
	06-		F		<b>23-0868</b>			Ø 347,0 Th 30,0-28,0	Vent., Cod. ID PR 1ZL
<b>A8 I (4D2, 4D8) 3/94-9/02</b>									
2,8 quattro Eng.AEJ (120kW)	7/95-3/96	f	F		<b>22-0774-0</b>		Gir	Th 18,0	
	7/95-3/96		R		<b>22-0048-0</b>		Gir	Th 16,5	
	95-	☉	F		<b>23-0707C</b>			Ø 314,0 Th 30,0-28,0	Vent., (Coated)
	-96		F		<b>23-0737C</b>			Ø 323,0 Th 30,0-28,0	Vent., (Coated)
	95-96		R		<b>23-0708C</b>			Ø 245,0 Th 10,0-8,0	(Coated)
2.5 TDi, quattro Eng.AFB (110kW)	1/97-4/00	f	F		<b>22-0774-0</b>		Gir	Th 18,0	
	-97		R		<b>22-0048-0</b>		Gir	Th 16,5	
	97-	☉	R		<b>22-0100-1</b>		Gir	Th 17,0	
	-00		F		<b>23-0737C</b>			Ø 323,0 Th 30,0-28,0	Ch 4DX005000-, Vent., (Coated)
	1/97-		F		<b>23-0707C</b>			Ø 314,0 Th 30,0-28,0	Ch -4DX004999, Vent., (Coated)
1/97-00	R		<b>23-0708C</b>			Ø 245,0 Th 10,0-8,0	(Coated)		
2.5 TDi, quattro Eng.AKE (132kW)	9/00-9/02	f	F		<b>22-0774-0</b>		Gir	Th 18,0	
	9/00-9/02		R		<b>22-0100-1</b>		Gir	Th 17,0	
	-00	☉	F		<b>23-0737C</b>			Ø 323,0 Th 30,0-28,0	Ch 4DX005000-, Vent., (Coated)
2.5 TDi, quattro Eng.AKN (110kW)	1/97-4/00	f	F		<b>22-0774-0</b>		Gir	Th 18,0	
	-97		R		<b>22-0048-0</b>		Gir	Th 16,5	
	97-	☉	R		<b>22-0100-1</b>		Gir	Th 17,0	
	-00		F		<b>23-0737C</b>			Ø 323,0 Th 30,0-28,0	Ch 4DX005000-, Vent., (Coated)
	1/97-		F		<b>23-0707C</b>			Ø 314,0 Th 30,0-28,0	Ch -4DX004999, Vent., (Coated)
	1/97-00		R		<b>23-0708C</b>			Ø 245,0 Th 10,0-8,0	(Coated)
2.8 Eng.AEJ (120kW)	7/95-3/96	f	F		<b>22-0774-0</b>		Gir	Th 18,0	
	7/95-3/96		R		<b>22-0048-0</b>		Gir	Th 16,5	
	95-	☉	F		<b>23-0707C</b>			Ø 314,0 Th 30,0-28,0	Ch -4DX004999, Vent., (Coated)
	-96		F		<b>23-0737C</b>			Ø 323,0 Th 30,0-28,0	Ch 4DX005000-, Vent., (Coated)
	95-96		R		<b>23-0708C</b>			Ø 245,0 Th 10,0-8,0	(Coated)
2,8, quattro Eng.AAH (128kW)	3/94-3/96	f	F		<b>22-0774-0</b>		Gir	Th 18,0	
	3/94-3/96		R		<b>22-0048-0</b>		Gir	Th 16,5	
	3/94-	☉	F		<b>23-0707C</b>			Ø 314,0 Th 30,0-28,0	Ch -4DX004999, Vent., (Coated)
	-96		F		<b>23-0737C</b>			Ø 323,0 Th 30,0-28,0	Ch 4DX005000-, Vent., (Coated)
	3/94-96		R		<b>23-0708C</b>			Ø 245,0 Th 10,0-8,0	(Coated)

		Spare Parts	F/R	L/R	METELLI ref.	METELLI ref. w/KIT		DIMENSIONS mm.	NOTE
2.8, quattro Eng.ACK/ ALG/ AMX/ APR/ AQD (142kW)	4/96-9/02	f	F		22-0774-0		Gir	Th 18,0	
			R		22-0048-0		Gir	Th 16,5	
			R		22-0100-1		Gir	Th 17,0	
	-97	f	F		23-0737C			Ø 323,0 Th 30,0-28,0	Ch 4DX005000-, Vent., (Coated)
			F		23-0707C			Ø 314,0 Th 30,0-28,0	Ch -4DX004999, Vent., (Coated)
3.3 TDi quattro Eng.AKF (165kW)	6/00-9/02	f	F		22-0774-0		Gir	Th 18,0	
			R		22-0100-1		Gir	Th 17,0	
	00-02	f	F		23-0737C			Ø 323,0 Th 30,0-28,0	Vent., (Coated)
3.7, quattro Eng.AEW/ AKJ (169kW)	7/95-11/98	f	F		22-0774-0		Gir	Th 18,0	
			R		22-0048-0		Gir	Th 16,5	
			R		22-0100-1		Gir	Th 17,0	
	-97	f	F		23-0707C			Ø 314,0 Th 30,0-28,0	Ch -4DX004999, Vent., (Coated)
			F		23-0737C			Ø 323,0 Th 30,0-28,0	Ch 4DX005000-, Vent., (Coated)
3.7, quattro Eng.AKC/ AQG (191kW)	11/98-9/02	f	F		22-0774-0		Gir	Th 18,0	
			R		22-0100-1		Gir	Th 17,0	
	-02	f	F		23-0737C			Ø 323,0 Th 30,0-28,0	Ch 4DX005000-, Vent., (Coated)
4.2 quattro Eng.ABZ/ AKG (220kW)	3/94-11/98	f	F		22-0774-0		Gir	Th 18,0	
			R		22-0048-0		Gir	Th 16,5	
			R		22-0100-1		Gir	Th 17,0	
	-97	f	F		23-0707C			Ø 314,0 Th 30,0-28,0	Ch -4DX004999, Vent., (Coated)
			F		23-0737C			Ø 323,0 Th 30,0-28,0	Ch 4DX005000-, Vent., (Coated)
4.2 quattro Eng.AEM (180kW)	3/94-7/96	f	F		22-0774-0		Gir	Th 18,0	
			R		22-0048-0		Gir	Th 16,5	
	-94	f	F		23-0707C			Ø 314,0 Th 30,0-28,0	Ch -4DX004999, Vent., (Coated)
4.2 quattro Eng.AGH (210kW)	7/95-9/98	f	F		22-0774-0		Gir	Th 18,0	
			R		22-0048-0		Gir	Th 16,5	
			R		22-0100-1		Gir	Th 17,0	
	-97	f	F		23-0707C			Ø 314,0 Th 30,0-28,0	Ch -4DX004999, Vent., (Coated)
			F		23-0737C			Ø 323,0 Th 30,0-28,0	Ch 4DX005000-, Vent., (Coated)
4.2 quattro Eng.AQF/ AUW/ AUX (228kW)	11/98-9/02	f	F		22-0774-0		Gir	Th 18,0	
			R		22-0100-1		Gir	Th 17,0	
	-98	f	F		23-0737C			Ø 323,0 Th 30,0-28,0	Ch 4DX005000-, Vent., (Coated)
4.2 quattro Eng.ARU (175kW)	2/99-4/00	f	F		22-0774-0		Gir	Th 18,0	
			R		22-0100-1		Gir	Th 17,0	
	4.2 S 8 quattro Eng.AHC/ AKH (250kW)	7/96-6/99	f	R		22-0100-1		Gir	Th 17,0
96-99				f	F		23-0737C		
4.2 S 8 quattro Eng.AQH/ AVP (265kW)	6/99-9/02	f	R		22-0100-1		Gir	Th 17,0	
			99-02	f	F		23-0737C		
6.0 W12 quattro Eng.AZC (309kW)	1/01-9/02	f	R		22-0100-1		Gir	Th 17,0	
<b>A8 II (4E) 10/02-1/10</b>									
2.8 V6 FSI Eng.BDX (155kW)	08-	f	F		22-0549-1		Ate	Th 20,0	
			R		22-0554-2		Gir	Th 17,5	
			f		23-0916			Ø 321,0 Th 30,0-28,0	Vent.
3.0 Eng.ASN (162kW)	8/03-	f	F		22-0549-1		Ate	Th 20,0	Disc 323x30 mm
			R		22-0554-2		Gir	Th 17,5	
	03-	f	F		23-0737C			Ø 323,0 Th 30,0-28,0	Ch -4EZ5003250, Vent., (Coated), Cod. ID PR 1LG
			F		23-0916			Ø 321,0 Th 30,0-28,0	Ch 4EZ5003251-, Vent., Cod. ID PR 1LG
			F		23-0737C			Ø 323,0 Th 30,0-28,0	Ch -4EZ5003250, Vent., (Coated), Cod. ID PR 1LG
3.0 Eng.BBJ (160kW)	7/03-	f	F		22-0549-1		Ate	Th 20,0	Disc 323x30 mm
			R		22-0554-2		Gir	Th 17,5	
	03-	f	F		23-0737C			Ø 323,0 Th 30,0-28,0	Ch -4EZ5003250, Vent., (Coated), Cod. ID PR 1LG
			F		23-0916			Ø 321,0 Th 30,0-28,0	Ch 4EZ5003251-, Vent., Cod. ID PR 1LG
			F		23-0737C			Ø 323,0 Th 30,0-28,0	Ch -4EZ5003250, Vent., (Coated), Cod. ID PR 1LG
3.0 TDi quattro Eng.ASB (171kW)	8/03-	f	F		22-0549-1		Ate	Th 20,0	Disc 323x30 mm
			R		22-0554-2		Gir	Th 17,5	
	03-	f	F		23-0737C			Ø 323,0 Th 30,0-28,0	Ch -4EZ5003250, Vent., (Coated), Cod. ID PR 1LG
			F		23-0916			Ø 321,0 Th 30,0-28,0	Ch 4EZ5003251-, Vent., Cod. ID PR 1LG
			F		23-0737C			Ø 323,0 Th 30,0-28,0	Ch -4EZ5003250, Vent., (Coated), Cod. ID PR 1LG
3.0 TDi quattro Eng.BNG (155kW)	11/03-	f	F		22-0549-1		Ate	Th 20,0	Disc 323x30 mm
			R		22-0554-2		Gir	Th 17,5	
	03-	f	F		23-0737C			Ø 323,0 Th 30,0-28,0	Ch -4EZ5003250, Vent., (Coated), Cod. ID PR 1LG
			F		23-0916			Ø 321,0 Th 30,0-28,0	Ch 4EZ5003251-, Vent., Cod. ID PR 1LG
			F		23-0737C			Ø 323,0 Th 30,0-28,0	Ch -4EZ5003250, Vent., (Coated), Cod. ID PR 1LG
3.2 FSI, quattro Eng.BPK (191kW)	6/05-	f	F		22-0549-1		Ate	Th 20,0	Disc 323x30 mm
			R		22-0554-2		Gir	Th 17,5	
	6/05-	f	F		23-0916			Ø 321,0 Th 30,0-28,0	Ch 4EZ5003251-, Vent., Cod. ID PR 1LG









































		Spare Parts	F/R	L/R	METELLI ref.	METELLI ref. w/KIT		DIMENSIONS mm.	NOTE
3.2 FSI, quattro Eng.BPK (191kW)	6/05-		F		<b>23-0737C</b>			Ø 323,0 Th 30,0-28,0	Ch -4E5003250, Vent., (Coated), Cod. ID PR 1LG
3.7 quattro Eng.BFL (206kW)	10/02-		F		<b>22-0549-1</b>		Ate	Th 20,0	Disc 323x30 mm
	10/02-		F		<b>22-0662-0</b>		Ate	Th 20,5	Disc 360x34 mm
	10/02-	R		<b>22-0554-2</b>		Gir	Th 17,5		
	02-		F		<b>23-0737C</b>			Ø 323,0 Th 30,0-28,0	Ch -4EZ5003250, Vent., (Coated), Cod. ID PR 1LG
4.0 TDi quattro Eng.ASE (202kW)	3/03-		F		<b>22-0662-0</b>		Ate	Th 20,5	
	3/03-		R		<b>22-0554-2</b>		Gir	Th 17,5	
	03-		F		<b>23-0737C</b>			Ø 323,0 Th 30,0-28,0	Ch -4EZ5003250, Vent., (Coated), Cod. ID PR 1LG
		F		<b>23-0916</b>				Ø 321,0 Th 30,0-28,0	Ch 4EZ5003251-, Vent., Cod. ID PR 1LG
4.2 FSI quattro Eng.BVJ (257kW)	6/06-		F		<b>22-0662-0</b>		Ate	Th 20,5	
	6/06-		R		<b>22-0554-2</b>		Gir	Th 17,5	
	6/05-		F		<b>23-0916</b>			Ø 321,0 Th 30,0-28,0	Ch 4EZ5003251-, Vent., Cod. ID PR 1LG
			F		<b>23-0737C</b>			Ø 323,0 Th 30,0-28,0	Ch -4E5003250, Vent., (Coated), Cod. ID PR 1LG
4.2 quattro Eng.BFM (246kW)	10/02-		F		<b>22-0662-0</b>		Ate	Th 20,5	
	10/02-		R		<b>22-0554-2</b>		Gir	Th 17,5	
	02-		F		<b>23-0737C</b>			Ø 323,0 Th 30,0-28,0	Ch -4EZ5003250, Vent., (Coated), Cod. ID PR 1LG
		F		<b>23-0916</b>				Ø 321,0 Th 30,0-28,0	Ch 4EZ5003251-, Vent., Cod. ID PR 1LG
4.2 TDi quattro Eng.BMC (235kW)	7/05-		F		<b>22-0662-0</b>		Ate	Th 20,5	
	7/05-		R		<b>22-0554-2</b>		Gir	Th 17,5	
	6/05-		F		<b>23-0916</b>			Ø 321,0 Th 30,0-28,0	Ch 4EZ5003251-, Vent., Cod. ID PR 1LG
			F		<b>23-0737C</b>			Ø 323,0 Th 30,0-28,0	Ch -4E5003250, Vent., (Coated), Cod. ID PR 1LG
4.2 TDi quattro Eng.BVN (240kW)	7/05-		F		<b>22-0662-0</b>		Ate	Th 20,5	
	7/05-		R		<b>22-0554-2</b>		Gir	Th 17,5	
	6/05-		F		<b>23-0916</b>			Ø 321,0 Th 30,0-28,0	Ch 4EZ5003251-, Vent., Cod. ID PR 1LG
			F		<b>23-0737C</b>			Ø 323,0 Th 30,0-28,0	Ch -4E5003250, Vent., (Coated), Cod. ID PR 1LG
6.0 W12 quattro Eng.BHT (331kW)	12/03-		F		<b>22-0662-0</b>		Ate	Th 20,5	
	12/03-		R		<b>22-0554-2</b>		Gir	Th 17,5	
	03-		F		<b>23-0737C</b>			Ø 323,0 Th 30,0-28,0	Ch -4EZ5003250, Vent., (Coated), Cod. ID PR 1LG
		F		<b>23-0916</b>				Ø 321,0 Th 30,0-28,0	Ch 4EZ5003251-, Vent., Cod. ID PR 1LG
S8 quattro Eng.BSM (331kW)	6/06-		R		<b>22-0554-2</b>		Gir	Th 17,5	
<b>Cabrio (8G7, B4) 5/91-8/00</b>									
1.8 Eng.ADR (92kW)	1/97-8/00		F		<b>22-0148-0</b>		Gir	Th 19,0	
	1/97-8/00		R		<b>22-0048-0</b>		Gir	Th 16,5	
	97-		F		<b>23-0330</b>			Ø 280,0 Th 22,0-20,0	Vent.
			R		<b>23-0185</b>			Ø 245,0 Th 10,0-8,0	
1.9 TDi Eng.1Z (66kW)	6/95-8/00		F		<b>22-0148-0</b>		Gir	Th 19,0	
	6/95-8/00		R		<b>22-0048-0</b>		Gir	Th 16,5	
	97-		F		<b>23-0330</b>			Ø 280,0 Th 22,0-20,0	Vent.
			R		<b>23-0185</b>			Ø 245,0 Th 10,0-8,0	
1.9 TDi Eng.AHU (66kW)	6/95-8/00		F		<b>22-0148-0</b>		Gir	Th 19,0	
	6/95-8/00		R		<b>22-0048-0</b>		Gir	Th 16,5	
	97-		F		<b>23-0330</b>			Ø 280,0 Th 22,0-20,0	Vent.
			R		<b>23-0185</b>			Ø 245,0 Th 10,0-8,0	
2.0 16v Eng.ACE (103kW)	6/95-7/96		F		<b>22-0148-0</b>		Gir	Th 19,0	
	6/95-7/96		R		<b>22-0048-0</b>		Gir	Th 16,5	
	5/95-		F		<b>23-0330</b>			Ø 280,0 Th 22,0-20,0	Vent.
			R		<b>23-0185</b>			Ø 245,0 Th 10,0-8,0	
2.0 E Eng.ABK (85kW)	1/93-7/98		F		<b>22-0148-0</b>		Gir	Th 19,0	
	1/93-7/98		R		<b>22-0048-0</b>		Gir	Th 16,5	
	1/93-		F		<b>23-0330</b>			Ø 280,0 Th 22,0-20,0	Vent.
			R		<b>23-0185</b>			Ø 245,0 Th 10,0-8,0	
2.3 E Eng.NG (98kW)	5/91-7/94		F		<b>22-0148-0</b>		Gir	Th 19,0	
	5/91-7/94		R		<b>22-0048-0</b>		Gir	Th 16,5	
	8/92-7/94		F		<b>23-0330</b>			Ø 280,0 Th 22,0-20,0	Ch 4GP000001-, Vent.
	91-8/92		F		<b>23-0234</b>			Ø 256,0 Th 22,0-20,0	CH -8GN025000, Vent.
91-7/94	R		<b>23-0185</b>			Ø 245,0 Th 10,0-8,0			
2.6 Eng.ABC (110kW)	6/93-8/00		F		<b>22-0663-0</b>		Gir	Th 19,0	
	6/93-8/00		R		<b>22-0048-0</b>		Gir	Th 16,5	

































			Spare Parts	F/R	L/R	METELLI ref.	METELLI ref. w/KIT		DIMENSIONS mm.	NOTE
2.6 Eng.ABC (110kW)	97-5/95-		F			23-0330			Ø 280,0 Th 22,0-20,0	Vent.
			R			23-0185			Ø 245,0 Th 10,0-8,0	
2.6 Eng.ACZ (102kW)	5/95-8/00 5/95-8/00 97-5/95-		F			22-0663-0		Gir	Th 19,0	
			R			22-0048-0		Gir	Th 16,5	
			F			23-0330			Ø 280,0 Th 22,0-20,0	Vent.
			R			23-0185			Ø 245,0 Th 10,0-8,0	
2.8 Eng.AAH (128kW)	11/92-8/00 11/92-8/00 5/95-		F			22-0663-0		Gir	Th 19,0	
			R			22-0048-0		Gir	Th 16,5	
			R			23-0185			Ø 245,0 Th 10,0-8,0	
2.8 Eng.AFC (120kW)	1/95-8/00 1/95-8/00 5/95-		F			22-0663-0		Gir	Th 19,0	
			R			22-0048-0		Gir	Th 16,5	
			R			23-0185			Ø 245,0 Th 10,0-8,0	
<b>Coupe I (81, 85) 7/80-10/88</b>										
1.6 Eng.YN (55kW)	7/80-8/81 80-81 7/80-8/81 7/80-8/81 80-81 80-81 80-81 80-81		F			22-0024-0		Gir	Th 19,5	
			F			23-0053			Ø 239,0 Th 12,0-10,0	
			R			53-0465		Vag	180,0x31	M/T, Hand Brake
			R			53-0462		Vag	200,0x40	A/T, Hand Brake
			R			18-0191	18-0191K		Ø 180,0	M/T
			R			18-0188	18-0188K		Ø 200,0	A/T
			R			51-0028		Bdx	Ø 14,30 180,0x30	VAG, M/T
			R			51-0108		Vag	Ø 15,87 200,0x40	VAG, A/T
1.6 Eng.YV (63kW)	9/82-12/88 9/82-12/88		R			53-0465		Vag	180,0x31	M/T, Hand Brake
			R			53-0462		Vag	200,0x40	A/T, Hand Brake
1.8 Eng.DD (55kW)	8/81-7/83 81- 8/81-7/83 8/81-7/83 8/81- 8/81-83 81-		F			22-0024-0		Gir	Th 19,5	
			F			23-0170			Ø 239,0 Th 20,0-18,0	Ch 85ZE220001-, Vent.
			F			23-0053			Ø 239,0 Th 12,0-10,0	Ch -85ZE220000
			R			53-0465		Vag	180,0x31	Ch -85E220000, Hand Brake
			R			53-0462		Vag	200,0x40	Ch 85F000001-, Hand Brake
			R			18-0191	18-0191K		Ø 180,0	Ch -85E220000, M/T
			R			18-0188	18-0188K		Ø 200,0	M/T+A/T
			R			51-0108		Vag	Ø 15,87 200,0x40	Ch 85F000001-, VAG
1.8 GT Eng.DS/ JV (66kW)	-84 84- 82- 86- 8/88-10/88 82- 82-7/88 82-		F			22-0024-0		Gir	Th 19,5	
			F			22-0024-1		Gir	Th 15,5	
			F			23-0170			Ø 239,0 Th 20,0-18,0	Ch 85ZE220001-, Vent.
			F			23-0053			Ø 239,0 Th 12,0-10,0	Ch -85ZE220000
			R			53-0465		Vag	180,0x31	Hand Brake
			R			18-0202	18-0202K		Ø 200,0	
			R			18-0191	18-0191K		Ø 180,0	Ch -85E220000, M/T
			R			18-0188	18-0188K		Ø 200,0	M/T+A/T
1.8 GT Eng.JN (68kW)	-84 84- 86- 86- 86-87 86-		F			22-0024-0		Gir	Th 19,5	
			F			22-0024-1		Gir	Th 15,5	
			F			23-0053			Ø 239,0 Th 12,0-10,0	Ch -85ZE220000
			F			23-0170			Ø 239,0 Th 20,0-18,0	Ch 85ZE220001-, Vent.
			R			53-0465		Vag	180,0x31	Hand Brake
			R			51-0108		Vag	Ø 15,87 200,0x40	Ch 85F000001-, VAG
			R			51-0028		Bdx	Ø 14,30 180,0x30	Ch -85E220000, VAG
			R			51-0108		Vag	Ø 15,87 200,0x40	Ch 85F000001-, VAG
1.8 GT Eng.PV (79kW)	8/86-10/87 86- 86- 86-87 86-		F			22-0024-1		Gir	Th 15,5	
			F			23-0170			Ø 239,0 Th 20,0-18,0	Ch 85ZE220001-, Vent.
			F			23-0053			Ø 239,0 Th 12,0-10,0	Ch -85ZE220000
			R			53-0465		Vag	180,0x31	Hand Brake
			R			18-0188	18-0188K		Ø 200,0	M/T+A/T
			R			51-0108		Vag	Ø 15,87 200,0x40	Ch 85F000001-, VAG
			R			51-0028		Bdx	Ø 14,30 180,0x30	Ch -85E220000, VAG
			R			51-0108		Vag	Ø 15,87 200,0x40	Ch 85F000001-, VAG
1.8 GT Eng.SF (65kW)	4/86-10/88 86- 86- 8/88-10/88 86- 86-7/88 86-		F			22-0024-1		Gir	Th 15,5	
			F			23-0170			Ø 239,0 Th 20,0-18,0	Ch 85ZE220001-, Vent.
			F			23-0053			Ø 239,0 Th 12,0-10,0	Ch -85ZE220000
			R			53-0465		Vag	180,0x31	Hand Brake
			R			18-0202	18-0202K		Ø 200,0	
			R			18-0191	18-0191K		Ø 180,0	Ch -85E220000, M/T
			R			18-0188	18-0188K		Ø 200,0	M/T+A/T
			R			51-0108		Vag	Ø 15,87 200,0x40	Ch 85F000001-, VAG
1.8 GT quattro Eng.DS/ JN/ NE (66kW)	9/85-10/88 9/85-10/88 9/85-10/88		F			22-0148-2		Gir	Th 16,0	
			F			22-0148-3		Gir	Th 16,0	
			R			22-0048-0		Gir	Th 16,5	












































		Spare Parts	F/R	L/R	METELLI ref.	METELLI ref. w/KIT		DIMENSIONS mm.	NOTE
1.8 GT quattro Eng.DS/ JN/ NE (66kW)	86-		R		53-0465		Vag	180,0x31	Hand Brake
1.8 GT, quattro Eng.DZ (82kW)	12/84-10/88		F		22-0024-1		Gir	Th 15,5	
	84-86		F		22-0148-2		Gir	Th 16,0	Only Quattro
	84-86		F		22-0148-3		Gir	Th 16,0	Only Quattro
	12/84-10/88	R		22-0048-0		Gir	Th 16,5		
1.9 Eng.WN (85kW)	8/80-7/83		R		53-0465		Vag	180,0x31	Hand Brake
	80-83		R		51-0108		Vag	Ø 15,87 200,0x40	Ch 85F000001-, VAG
	8/80-7/83		F		22-0024-0		Gir	Th 19,5	
	8/80-7/83		F		23-0053			Ø 239,0 Th 12,0-10,0	
1.9 Eng.WN (85kW)	8/80-7/83		R		53-0462		Vag	200,0x40	Hand Brake
	10/80-		R		18-0188	18-0188K		Ø 200,0	Ch -85C250000
	10/80-		R		51-0108		Vag	Ø 15,87 200,0x40	Ch 85F000001-, VAG
	10/80-		R		51-0108		Vag	Ø 15,87 200,0x40	Ch 85F000001-, VAG
2.0 Eng.HP/ JS (85kW)	-84		F		22-0024-0		Gir	Th 19,5	
	84-		F		22-0148-2		Gir	Th 16,0	
	84-		F		22-0148-3		Gir	Th 16,0	
	83-		F		23-0053			Ø 239,0 Th 12,0-10,0	Ch -85ZE220000
	9/83-7/86		R		53-0462		Vag	200,0x40	Hand Brake
	83-86		R		18-0188	18-0188K		Ø 200,0	
	83-86		R		51-0107		Vag	Ø 17,46 200,0x40	VAG
2.0 Eng.SK (83kW)	3/86-4/88		F		22-0148-2		Gir	Th 16,0	
	3/86-4/88		F		22-0148-3		Gir	Th 16,0	
	86-		F		23-0053			Ø 239,0 Th 12,0-10,0	Ch -85ZE220000
	3/86-4/88		R		53-0462		Vag	200,0x40	Hand Brake
	86-7/87		R		18-0188	18-0188K		Ø 200,0	
	86-88		R		51-0107		Vag	Ø 17,46 200,0x40	VAG
2.1 GT Eng.KE/ KL (96kW)	9/82-8/84		F		22-0024-0		Gir	Th 19,5	
2.1 GT Eng.KE/ KL (96kW)	82-		R		18-0188	18-0188K		Ø 200,0	Ch -85C250000
	82-84		R		51-0107		Vag	Ø 17,46 200,0x40	VAG
2.1 GT Eng.WE (79kW)	1/81-7/83		F		22-0024-0		Gir	Th 19,5	
2.2 GT Eng.KX (85kW)	-84		F		22-0024-0		Gir	Th 19,5	
	84-		F		22-0024-1		Gir	Th 15,5	
	81-		F		23-0053			Ø 239,0 Th 12,0-10,0	Ch -85ZE220000
	81-87		R		51-0107		Vag	Ø 17,46 200,0x40	VAG
2.2 GT, quattro Eng.KV (100kW)	-84		F		22-0024-1		Gir	Th 15,5	
	84-86		F		22-0148-2		Gir	Th 16,0	
	84-86		F		22-0148-3		Gir	Th 16,0	
	86-		F		22-0148-0		Gir	Th 19,0	
	9/84-10/88		R		22-0048-0		Gir	Th 16,5	
	84-88		R		23-0185			Ø 245,0 Th 10,0-8,0	
2.2 quattro Eng.JT (88kW)	8/85-10/88		F		22-0148-2		Gir	Th 16,0	
	8/85-10/88		F		22-0148-3		Gir	Th 16,0	
	8/85-10/88		R		22-0048-0		Gir	Th 16,5	
2.3, quattro Eng.NG (100kW)	1/87-10/88		F		22-0148-2		Gir	Th 16,0	
	1/87-10/88		F		22-0148-0		Gir	Th 19,0	Only Quattro
	1/87-10/88		R		22-0048-0		Gir	Th 16,5	
	87-88		R		23-0185			Ø 245,0 Th 10,0-8,0	
<b>Coupe II (89, 8B) 10/88-12/96</b>									
1.8 Eng.DZ (82kW)	8/89-7/91		F		22-0148-1		Gir	Th 19,0	
	8/89-7/91		R		22-0048-0		Gir	Th 16,5	
	89-91		F		23-0234			Ø 256,0 Th 22,0-20,0	Vent.
	89-7/91		R		23-0185			Ø 245,0 Th 10,0-8,0	A/T
2.0 Eng.3A (83kW)	5/89-7/90		F		22-0148-1		Gir	Th 19,0	
	5/89-7/90		R		22-0048-0		Gir	Th 16,5	
	89-		F		23-0234			Ø 256,0 Th 22,0-20,0	Vent., A/T
	89-		R		23-0185			Ø 245,0 Th 10,0-8,0	A/T
2.0 Eng.AAD/ ABK (85kW)	5/89-12/96		F		22-0148-1		Gir	Th 19,0	
	5/89-12/96		R		22-0048-0		Gir	Th 16,5	
	8/89-7/92		F		23-0234			Ø 256,0 Th 22,0-20,0	Vent., A/T
	8/92-96		F		23-0330			Ø 280,0 Th 22,0-20,0	Vent., A/T
	89-96		R		23-0185			Ø 245,0 Th 10,0-8,0	A/T
2.0 16v Eng.6A (101kW)	1/92-7/92		F		22-0148-1		Gir	Th 19,0	
	1/92-7/92		R		22-0048-0		Gir	Th 16,5	
	1/92-7/92		F		23-0234			Ø 256,0 Th 22,0-20,0	Vent.
2.0 16v Eng.ACE (103kW)	8/92-12/96		F		22-0148-1		Gir	Th 19,0	
	8/92-12/96		R		22-0048-0		Gir	Th 16,5	
	92-96		F		23-0330			Ø 280,0 Th 22,0-20,0	Vent., A/T

		Spare Parts	F/R	L/R	METELLI ref.	METELLI ref. w/KIT		DIMENSIONS mm.	NOTE
2.0 16v Eng.ACE (103kW)	92-96		R		23-0185			Ø 245,0 Th 10,0-8,0	A/T
2.0 20v, quattro Eng.NM (118kW)	8/89-7/91		F		22-0148-1		Gir	Th 19,0	
	8/89-7/91		R		22-0048-0		Gir	Th 16,5	
2.0, E, Quattro Eng.ABK (85kW)	9/91-12/96		F		22-0148-1		Gir	Th 19,0	
	9/91-12/96		R		22-0048-0		Gir	Th 16,5	
2.2 quattro Eng.KV (100kW)	11/88-7/91		F		22-0148-1		Gir	Th 19,0	
	11/88-7/91		R		22-0048-0		Gir	Th 16,5	
	11/88-7/91 88-91		F		23-0234			Ø 256,0 Th 22,0-20,0	Vent.
2.2 S2 quattro Eng.3B (162kW)	9/90-9/92		F		22-0122-2		Ate	Th 18,0	
	9/90-9/92		F		22-0663-0		Gir	Th 19,0	
	9/90-9/92		R		22-0048-0		Gir	Th 16,5	
2.2 S2 quattro Eng.ABY (169kW)	10/92-12/96		F		22-0122-2		Ate	Th 18,0	
	10/92-12/96		F		22-0663-0		Gir	Th 19,0	
	10/92-12/96		R		22-0048-0		Gir	Th 16,5	
2.3 Eng.NG (100kW)	92-96		R		23-0658			Ø 245,0 Th 10,0-8,0	
	10/88-7/94		F		22-0148-1		Gir	Th 19,0	
	10/88-7/94		R		22-0048-0		Gir	Th 16,5	
	8/92-94		F		23-0330			Ø 280,0 Th 22,0-20,0	Vent.
88-7/92	F			23-0234			Ø 256,0 Th 22,0-20,0	Vent.	
2.3 Eng.NG (98kW)	88-94		R		23-0185			Ø 245,0 Th 10,0-8,0	
	5/90-12/96		F		22-0148-1		Gir	Th 19,0	
	5/90-12/96		R		22-0048-0		Gir	Th 16,5	
	8/92-96		F		23-0330			Ø 280,0 Th 22,0-20,0	Vent.
	90-7/92		F		23-0234			Ø 256,0 Th 22,0-20,0	Vent.
2.3 20v, quattro Eng.7A (123-125kW)	5/90-96		R		23-0185			Ø 245,0 Th 10,0-8,0	
	11/88-12/96		F		22-0122-2		Ate	Th 18,0	
	11/88-12/96		F		22-0663-0		Gir	Th 19,0	
	11/88-12/96		R		22-0048-0		Gir	Th 16,5	
2.3 quattro Eng.NG (100kW)	88-96		R		23-0658			Ø 245,0 Th 10,0-8,0	Quattro
	10/88-7/94		F		22-0148-1		Gir	Th 19,0	
	10/88-7/94		R		22-0048-0		Gir	Th 16,5	
	8/92-94		F		23-0330			Ø 280,0 Th 22,0-20,0	Vent.
88-7/92	F			23-0234			Ø 256,0 Th 22,0-20,0	Vent.	
2.3 quattro Eng.NG (98kW)	88-94		R		23-0658			Ø 245,0 Th 10,0-8,0	
	5/90-12/96		F		22-0148-1		Gir	Th 19,0	
	5/90-12/96		R		22-0048-0		Gir	Th 16,5	
	8/92-96		F		23-0330			Ø 280,0 Th 22,0-20,0	Vent.
2.6 Eng.ABC (110kW)	90-7/92		F		23-0234			Ø 256,0 Th 22,0-20,0	Vent.
	90-96		R		23-0658			Ø 245,0 Th 10,0-8,0	
	8/92-12/96		F		22-0122-2		Ate	Th 18,0	
	8/92-12/96		F		22-0663-0		Gir	Th 19,0	
2.6 quattro Eng.ABC (110kW)	8/92-12/96		R		22-0048-0		Gir	Th 16,5	
	8/92-12/96		F		23-0330			Ø 280,0 Th 22,0-20,0	Vent.
	8/92-12/96		R		23-0185			Ø 245,0 Th 10,0-8,0	
	8/92-96		F		22-0122-2		Ate	Th 18,0	
2.8 Eng.AFC (120kW)	8/92-96		F		22-0663-0		Gir	Th 19,0	
	8/92-96		R		22-0048-0		Gir	Th 16,5	
	8/92-96		F		22-0122-2		Ate	Th 18,0	
2.8, quattro Eng.AAH (128kW)	8/92-96		F		22-0663-0		Gir	Th 19,0	
	8/91-12/96		F		22-0122-2		Ate	Th 18,0	
	8/91-12/96		R		22-0048-0		Gir	Th 16,5	
	9/91-96		R		23-0185			Ø 245,0 Th 10,0-8,0	Exc. Quattro
	9/91-96		R		23-0658			Ø 245,0 Th 10,0-8,0	Quattro
<b>Fox 1/75-1/79</b>									
All models	75-79		R		18-0188	18-0188K		Ø 200,0	
<b>Q5 (8R) 11/08-</b>									
2.0 TDi Eng.CAHA/ CAHB (120-125kW)	08-		F		22-0775-0	22-0775-0K	Gir	Th 19,0	
	08-		R		22-0776-0		Gir	Th 17,5	
2.0 TFSi Eng.CDNB (132kW)	09-		F		22-0775-0	22-0775-0K	Gir	Th 19,0	
	09-		R		22-0776-0		Gir	Th 17,5	
2.0 TFSi Eng.CDNC (155kW)	08-		F		22-0775-0	22-0775-0K	Gir	Th 19,0	
	08-		R		22-0776-0		Gir	Th 17,5	





		Spare Parts	F/R	L/R	METELLI ref.	METELLI ref. w/KIT		DIMENSIONS mm.	NOTE
3.0 TDi Eng.CAPA/ CCWA (176kW)	08-		F		22-0775-0	22-0775-0K	Gir	Th 19,0	
			R		22-0776-0		Gir	Th 17,5	
3.0 TDi Eng.CCWB (155kW)	08-		F		22-0775-0	22-0775-0K	Gir	Th 19,0	
			R		22-0776-0		Gir	Th 17,5	
3.2 V6 TFSI quattro Eng.CALB (199kW)	09-		F		22-0775-0	22-0775-0K	Gir	Th 19,0	
			R		22-0776-0		Gir	Th 17,5	
<b>Q7 3/06-</b>									
3.0 TDi Eng.CAS (176kW)	11/07-		F		22-0654-0	22-0654-0K	Bre	Th 16,5	
			R		22-0655-0	22-0655-0K	Bre	Th 16,5	
	07-		F L		23-0882			Ø 350,0 Th 34,0-32,0	Vent., Cod. ID PR 1LF, 18Inch Wheels
			F R		23-0876			Ø 350,0 Th 34,0-32,0	Vent., Cod. ID PR 1LF, 18Inch Wheels
	07-		R		23-0883			Ø 320,0 Th 28,0-26,0	Vent., Cod. ID PR 1KF
11/07-		R		53-0244	53-0244K		210,0x31	Hand Brake	
3.0 TDi quattro Eng.ASB (171kW)	3/06-		F		22-0654-0	22-0654-0K	Bre	Th 16,5	
			R		22-0655-0	22-0655-0K	Bre	Th 16,5	
	06-		F L		23-0882			Ø 350,0 Th 34,0-32,0	Vent., Cod. ID PR 1LF, 18Inch Wheels
			F R		23-0876			Ø 350,0 Th 34,0-32,0	Vent., Cod. ID PR 1LF, 18Inch Wheels
	06-		R		23-0883			Ø 320,0 Th 28,0-26,0	Vent., Cod. ID PR 1KF
3/06-		R		53-0244	53-0244K		210,0x31	Hand Brake	
3.0 TDi quattro Eng.BNG (155kW)	3/06-		F		22-0654-0	22-0654-0K	Bre	Th 16,5	
			R		22-0655-0	22-0655-0K	Bre	Th 16,5	
	06-		F L		23-0882			Ø 350,0 Th 34,0-32,0	Vent., Cod. ID PR 1LF, 18Inch Wheels
			F R		23-0876			Ø 350,0 Th 34,0-32,0	Vent., Cod. ID PR 1LF, 18Inch Wheels
06-		R		23-0883			Ø 320,0 Th 28,0-26,0	Vent., Cod. ID PR 1KF	
3.6 V6 FSi quattro Eng.BHK (206kW)	1/07-		F		22-0654-0	22-0654-0K	Bre	Th 16,5	
			R		22-0655-0	22-0655-0K	Bre	Th 16,5	
	07-		F L		23-0882			Ø 350,0 Th 34,0-32,0	Vent., Cod. ID PR 1LF, 18Inch Wheels
			F R		23-0876			Ø 350,0 Th 34,0-32,0	Vent., Cod. ID PR 1LF, 18Inch Wheels
	07-		R		23-0883			Ø 320,0 Th 28,0-26,0	Vent., Cod. ID PR 1KF
1/07-		R		53-0244	53-0244K		210,0x31	Hand Brake	
4.2 FSi quattro Eng.BAR (257kW)	3/06-		F		22-0654-0	22-0654-0K	Bre	Th 16,5	
			R		22-0655-1	22-0655-1K	Bre	Th 16,5	
	06-		F L		23-0882			Ø 350,0 Th 34,0-32,0	Vent., Cod. ID PR 1LF, 18Inch Wheels
			F R		23-0876			Ø 350,0 Th 34,0-32,0	Vent., Cod. ID PR 1LF, 18Inch Wheels
	06-		R		23-0883			Ø 320,0 Th 28,0-26,0	Vent., Cod. ID PR 1KF
3/06-		R		53-0244	53-0244K		210,0x31	Hand Brake	
4.2 V8 TDI (246-250kW)	6/07-		F		22-0654-0	22-0654-0K	Bre	Th 16,5	
			R		22-0655-1	22-0655-1K	Bre	Th 16,5	
	09-		F L		23-0882			Ø 350,0 Th 34,0-32,0	Vent., Cod. ID PR 1LF, 18Inch Wheels
			F R		23-0876			Ø 350,0 Th 34,0-32,0	Vent., Cod. ID PR 1LF, 18Inch Wheels
07-		R		23-0883			Ø 320,0 Th 28,0-26,0	Vent., Cod. ID PR 1KF	
4.2 V8 TDI Eng.BTR (240kW)	6/07-		F		22-0654-0	22-0654-0K	Bre	Th 16,5	
			R		22-0655-1	22-0655-1K	Bre	Th 16,5	
	07-		F L		23-0882			Ø 350,0 Th 34,0-32,0	Vent., Cod. ID PR 1LF, 18Inch Wheels
			F R		23-0876			Ø 350,0 Th 34,0-32,0	Vent., Cod. ID PR 1LF, 18Inch Wheels
	07-		R		23-0883			Ø 320,0 Th 28,0-26,0	Vent., Cod. ID PR 1KF
6/07-		R		53-0244	53-0244K		210,0x31	Hand Brake	
6.0 V12 TDI Eng.CCGA (368kW)	09-		F L		23-0882			Ø 350,0 Th 34,0-32,0	Vent., Cod. ID PR 1LF, 18Inch Wheels
			F R		23-0876			Ø 350,0 Th 34,0-32,0	Vent., Cod. ID PR 1LF, 18Inch Wheels
<b>Quattro (85) 7/80-7/91</b>									
2.1 20v T. Eng.KW (225kW)	5/84-7/87		F		22-0122-2		Ate	Th 18,0	
			F		22-0663-1		Gir	Th 19,0	
			R		22-0048-0		Gir	Th 16,5	
2.1 T. Eng.GV/ WR (147kW)	7/80-7/87		F		22-0148-1		Gir	Th 19,0	
			R		22-0048-0		Gir	Th 16,5	
2.2 20v Eng.RR (162kW)	8/89-7/91		F		22-0122-2		Ate	Th 18,0	
			F		22-0663-1		Gir	Th 19,0	
			R		22-0048-0		Gir	Th 16,5	
2.2 T. Eng.1B (147kW)	8/87-7/89		F		22-0122-2		Ate	Th 18,0	
			F		22-0663-1		Gir	Th 19,0	
			R		22-0048-0		Gir	Th 16,5	
2.2 T. Eng.MB (147kW)	8/87-7/89		F		22-0122-2		Ate	Th 18,0	
			F		22-0663-1		Gir	Th 19,0	
			R		22-0048-0		Gir	Th 16,5	



			Spare Parts	F/R	L/R	METELLI ref.	METELLI ref. w/KIT		DIMENSIONS mm.	NOTE
<b>TT I (8N3,9), Roadster 10/98-8/06</b>										
1.8 T, quattro Eng.AJQ/ APP/ ARY/ AUQ/ ATC/ AWP (132kW)	-00		F			22-0181-2		Ate	Th 20,0	
	00-		F			22-0181-4		Ate	Th 20,0	
	10/98-		R			22-0100-1		Gir	Th 17,0	
	10/01-		F			23-0706C			Ø 312,0 Th 25,0-21,0	Vent., (Coated)
	10/99-		R			23-0366			Ø 232,0 Th 8,8-7,0	Exc. Quattro
10/99-		R			23-0742			Ø 239,0 Th 9,0-7,0	Only Quattro	
1.8 T, quattro Eng.BVR (140kW)	9/05-		F			22-0181-4		Ate	Th 20,0	
	9/05-		R			22-0100-1		Gir	Th 17,0	
	05-		F			23-0706C			Ø 312,0 Th 25,0-21,0	Vent., (Coated)
	10/01-		R			23-0695C			Ø 256,0 Th 22,0-20,0	Vent., (Coated), Only Quattro, Cod. ID PR 1KF/2EH
	10/99-		R			23-0742			Ø 239,0 Th 9,0-7,0	Only Quattro, Cod. ID PR 1KE
05-		R			23-0366			Ø 232,0 Th 8,8-7,0	Exc. Quattro	
1.8 T. Eng.AUM (110kW)	1/01-		F			22-0181-4		Ate	Th 20,0	
	1/01-		R			22-0100-1		Gir	Th 17,0	
	01-		F			23-0706C			Ø 312,0 Th 25,0-21,0	Vent., (Coated)
	01-		R			23-0366			Ø 232,0 Th 8,8-7,0	
	01-		R			23-0742			Ø 239,0 Th 9,0-7,0	
1.8 T. Eng.BVP (120kW)	9/05-		F			22-0181-4		Ate	Th 20,0	
	9/05-		R			22-0100-1		Gir	Th 17,0	
	05-		F			23-0706C			Ø 312,0 Th 25,0-21,0	Vent., (Coated)
	05-		R			23-0366			Ø 232,0 Th 8,8-7,0	
	1.8 T. quattro Eng.AMU/ APX/ BAM (165kW)	-00		F			22-0181-2		Ate	Th 20,0
00-		F				22-0181-4		Ate	Th 20,0	
10/98-			R			22-0100-1		Gir	Th 17,0	
10/01-			F			23-0706C			Ø 312,0 Th 25,0-21,0	Vent., (Coated)
10/01-			R			23-0695C			Ø 256,0 Th 22,0-20,0	Vent., (Coated)
1.8 T. quattro Eng.BFV (176kW)	3/05-		F			22-0181-4		Ate	Th 20,0	
	3/05-		R			22-0100-1		Gir	Th 17,0	
	05-		F			23-0706C			Ø 312,0 Th 25,0-21,0	Vent., (Coated)
	05-		R			23-0695C			Ø 256,0 Th 22,0-20,0	Vent., (Coated)
	3.2 VR6 quattro Eng.BHE (184kW)	7/03-		F	R		22-0100-1		Gir	Th 17,0
03-		R				23-0695C			Ø 256,0 Th 22,0-20,0	Vent., (Coated)
<b>TT II (8J3,9), Roadster 9/06-</b>										
1.8 TFSI Eng.CDAA (118kW)	9/06-		F			22-0548-0		Ate	Th 20,0	
	9/06-		R			22-0553-0		Gir	Th 17,0	
	08-		F			23-0840			Ø 312,0 Th 25,0-22,0	Vent., Cod. ID PR 1ZD/1LJ
2.0 TDI quattro Eng.CBBB (125kW)	08-		F			22-0548-0		Ate	Th 20,0	
	08-		R			22-0553-0		Gir	Th 17,0	
	06-		F			23-0840			Ø 312,0 Th 25,0-22,0	Vent., Cod. ID PR 1ZD/1LJ
2.0 TFSi Eng.BWA/ CCZA (147kW)	9/06-		F			22-0548-0		Ate	Th 20,0	
	9/06-		R			22-0553-0		Gir	Th 17,0	
	06-		F			23-0840			Ø 312,0 Th 25,0-22,0	Vent., Cod. ID PR 1ZD/1LJ
2.0 YFSi Coupé Eng.CDLB (200kW)	08-		F			22-0549-4		Ate	Th 20,0	
	08-		R			22-0553-0		Gir	Th 17,0	
3.2 V6 quattro Eng.BUB (184kW)	9/06-		F			22-0549-4		Ate	Th 20,0	
	9/06-		R			22-0553-0		Gir	Th 17,0	
	06-		F			23-0840			Ø 312,0 Th 25,0-22,0	Vent., Cod. ID PR 1ZD/1LJ
	06-		R			23-0941			Ø 310,0 Th 22,0-20,0	Vent., Cod. ID PR 2EA/2EF/2EG
<b>V8 (D1) 10/88-2/94</b>										
3.6 quattro Eng.PT (180-184kW)	10/88-2/94		R			22-0048-0		Gir	Th 16,5	
4.2 quattro Eng.ABH (206kW)	10/91-2/94		R			22-0048-0		Gir	Th 16,5	
<b>AUTOBIANCHI</b>										
<b>A111 8/69-11/72</b>										
1.4 Eng.FiatBLC.000 (51kW)	8/69-11/72		F			22-0001-0		Bdx	Th 17,5	
	8/69-11/72		R			22-0086-0		Bdx	Th 10,0	
<b>A112 10/69-12/85</b>										
0.9 Eng.100GL6.000 (33kW)	1/76-12/78		F			22-0001-0		Bdx	Th 17,5	
	1/76-12/78			R			53-0063		Fiat	185,0x31
0.9 Eng.A112B1.000/ 141A40R (34kW)	1/73-12/77		F			22-0001-0		Bdx	Th 17,5	
	1/73-12/77			R			53-0063		Fiat	185,0x31
	73-		R			18-0003			Ø 185,0	
0.9 Junior Eng.A112A5.000/ A112B2.000 (31kW)	7/75-12/85		F			22-0001-0		Bdx	Th 17,5	
	7/75-12/85			R			53-0063		Fiat	185,0x31
	1/78-10/82		R			18-0003			Ø 185,0	

		Spare Parts	F/R	L/R	METELLI ref.	METELLI ref. w/KIT		DIMENSIONS mm.	NOTE
0.9 Junior Eng.A112A5.000/ A112B2.000 (31kW)	-12/77		R		18-0004			Ø 185,0	
0.95 Eng.A112B1.000 (35kW)	11/77-12/85		F		22-0001-0		Bdx	Th 17,5	
	11/77-12/85		R		53-0063		Fiat	185,0x31	Fitted Adjuster, Hand Brake
	1/78- -12/77		R		18-0003			Ø 185,0	
1.0 Abarth (58kW)	1/74-12/84		R		53-0063		Fiat	185,0x31	Fitted Adjuster, Hand Brake
	77-84		R		18-0003			Ø 185,0	
1.0 Abarth Eng.A112A1.000 (43kW)	9/71-12/75		R		53-0063		Fiat	185,0x31	Fitted Adjuster, Hand Brake
1.0 Abarth Eng.A112A2.000 (51kW)	1/74-12/84		F		22-0001-0		Bdx	Th 17,5	
	1/74-12/84		R		53-0063		Fiat	185,0x31	Fitted Adjuster, Hand Brake
	77-84		R		18-0003			Ø 185,0	
<b>Y10 3/85-</b>									
1.0 Eng.156A.000 (41kW)	3/85-		F		22-0033-1		Bdx	Th 18,0	
	3/85-		R		53-0063		Fiat	185,0x31	Fitted Adjuster, Hand Brake
	85-92		R		18-0003			Ø 185,0	
1.0 Eng.156A2.000 (33kW)	3/85-		F		22-0033-1		Bdx	Th 18,0	
	3/85-		R		53-0063		Fiat	185,0x31	Fitted Adjuster, Hand Brake
	2/85-92		R		18-0003			Ø 185,0	
1.0 4WD Eng.156A3.000 (37kW)	12/86-		R		53-0063		Fiat	185,0x31	Fitted Adjuster, Hand Brake
	86-92		R		18-0003			Ø 185,0	
1.0 Kat Eng.156A2.246 (33kW)	10/87-		F		22-0033-1		Bdx	Th 18,0	
	10/87-		R		53-0063		Fiat	185,0x31	Fitted Adjuster, Hand Brake
	87-92		R		18-0003			Ø 185,0	
1.0 T. Eng.156A1.000 (63kW)	3/85-		F		22-0030-1		Gir	Th 17,5	
	3/85-		R		53-0063		Fiat	185,0x31	Fitted Adjuster, Hand Brake
	85-92		R		18-0003			Ø 185,0	
1.1 i.e. Kat Eng.156C.046 (42kW)	9/90-		F		22-0033-1		Bdx	Th 18,0	
	9/90-		R		53-0063		Fiat	185,0x31	Fitted Adjuster, Hand Brake
	90-92		R		18-0003			Ø 185,0	
1.1, 4WD Eng.156C.000 (42kW)	6/89-		F		22-0033-1		Bdx	Th 18,0	
	6/89-		R		53-0063		Fiat	185,0x31	Fitted Adjuster, Hand Brake
	89-92		R		18-0003			Ø 185,0	
1.3 i.e. GT Eng.146A5.046 (54kW)	6/89-		F		22-0030-1		Gir	Th 17,5	
	6/89-		R		53-0063		Fiat	185,0x31	Fitted Adjuster, Hand Brake
	89-92		R		18-0003			Ø 185,0	
1.3 i.e. GT Eng.156B.000 (57kW)	6/89-		F		22-0030-1		Gir	Th 17,5	
	6/89-		R		53-0063		Fiat	185,0x31	Fitted Adjuster, Hand Brake
	89-92		R		18-0003			Ø 185,0	
<b>Y10 (RES. 1992) 6/92-</b>									
1.1, 4WD Eng.156C.000 (42kW)	6/92-		R		53-0069		Ap	185,0x31	Hand Brake
	92-95		R		18-0003			Ø 185,0	
1.3 i.e. GT Eng.146A5.046 (54kW)	6/92-		R		53-0069		Ap	185,0x31	Hand Brake
	92-95		R		18-0003			Ø 185,0	






## AUVERLAND

<b>A3 4/87-</b>									
1.6	1/91-		R		53-0068		Luc	254,0x57	
1.9 D (66kW)	4/87-91		R		53-0062		Luc	254,0x57	Hand Brake
	91-		R		53-0068		Luc	254,0x57	
2.1	1/91-		R		53-0068		Luc	254,0x57	





















## AVIA TRUCK

<b>D Line 1/97-</b>									
D100 4.0 TD	1/97-		F		22-0579-0		Perr.	Th 23,0	
D60 4.0 TD	1/97-		F		22-0579-0		Perr.	Th 23,0	
D75 4.0 TD	1/97-		F		22-0579-0		Perr.	Th 23,0	
D80 4.0 TD	1/97-		F		22-0579-0		Perr.	Th 23,0	
D90 4.0 TD	1/97-		F		22-0579-0		Perr.	Th 23,0	





## BEDFORD

<b>Astra Van 1/82-1/92</b>									
1.3 (34kW)	9/84-9/89		R		53-0305		Luc	200,0x45	Hand Brake
1.3 (44kW)	9/84-9/89		R		53-0305		Luc	200,0x45	Hand Brake
1.3, i Eng.1.3N/ S (44-55kW)	82-92		F		23-0071			Ø 236,0 Th 10,0-7,0	
	82-83		R		53-0304		GM	200,0x46	Hand Brake
	83-		R		53-0305		Luc	200,0x45	Hand Brake






		Spare Parts	F/R	L/R	METELLI ref.	METELLI ref. w/KIT		DIMENSIONS mm.	NOTE
1.4 Eng.14 NV (44kW)	1/89-8/91		R		53-0305		Luc	200,0x45	Hand Brake
1.6 D (42kW)	9/87-8/89		R		53-0305		Luc	200,0x45	Hand Brake
1.6 D Eng.16D / DA (40kW)	82-92		F		23-0080			Ø 236,0 Th 12,7-10,7	
	-83		R		53-0301		GM	230,0x51	Hand Brake
	83-84		R		53-0306		Luc	230,0x50	Hand Brake
1.6, i Eng.16SH (66kW)	84-		R		53-0305		Luc	200,0x45	Hand Brake
	82-92		F		23-0080			Ø 236,0 Th 12,7-10,7	
	-83		R		53-0301		GM	230,0x51	Hand Brake
1.6, i Eng.16SH (66kW)	83-84		R		53-0306		Luc	230,0x50	Hand Brake
	84-		R		53-0305		Luc	200,0x45	Hand Brake
1.7 D (42kW)	9/88-8/91		R		53-0305		Luc	200,0x45	Hand Brake
<b>AstraMax Van 1/85-1/90</b>									
1.3 Eng.1.3N/ S (44-55kW)	1/87-12/88		R		53-0306		Luc	230,0x50	Hand Brake
1.4 Eng.14 NV (44kW)	9/89-6/90		R		53-0306		Luc	230,0x50	Hand Brake
1.6 D (42kW)	9/85-8/88		R		53-0306		Luc	230,0x50	Hand Brake
1.6 D Eng.16D/ 16DA (40kW)	85-90		F		23-0096			Ø 236,0 Th 19,9-18,2	Vent.
1.7 D (42kW)	1/85-1/90		R		53-0306		Luc	230,0x50	Hand Brake
	9/88-6/90		R		53-0306		Luc	230,0x50	Hand Brake
<b>Blitz (CF97) 8/69-10/87</b>									
1.8 Eng.N18Z (49kW)	8/69-10/87		R		53-0101		Luc	203,2x38	Hand Brake
2.0 Eng.20N (56kW)	2/85-10/87		R		53-0101		Luc	203,2x38	Hand Brake
2.0 D Eng.20DTr (44kW)	10/80-10/83		R		53-0101		Luc	203,2x38	Hand Brake
2.1 D Eng.21D (44kW)	9/81-10/87		R		53-0101		Luc	203,2x38	Hand Brake
2.3 Eng.23L (58kW)	2/80-10/83		R		53-0101		Luc	203,2x38	Hand Brake
2.3 D Eng.23D (46kW)	1/73-10/87		R		53-0101		Luc	203,2x38	Hand Brake
<b>Brava</b>									
2.2 D	88-90		R		53-0192		Ake	254,0x52	Hand Brake
			R		18-0178			Ø 254,0	
2.3	88-		R		53-0192		Ake	254,0x52	Hand Brake
			R		18-0178			Ø 254,0	
2.5 D	90-		R		53-0192		Ake	254,0x52	Hand Brake
			R		18-0178			Ø 254,0	
<b>CF2 Van</b>									
All models			R		53-0109		Ap	254,0x70	Hand Brake
<b>Chevanne 1/76-12/82</b>									
1.2 Eng.6/ 8, 10 CWT (40-44kW)	76-82		F		22-0003-0		Ate	Th 15,0	
	76-82		F		23-0021			Ø 237,5 Th 11,0-10,0	
	76-82		R		18-0300			Ø 200,0	
1.4	76-82		F		23-0021			Ø 237,5 Th 11,0-10,0	
<b>Euromidi</b>									
All models	85-		R		18-0178			Ø 254,0	Axle Isuzu
	85-		R		18-0298			Ø 254,0	Axle Salisbury
<b>HA Van</b>									
1256 10-CWT			R		53-0101		Luc	203,2x38	Hand Brake
<b>Midi</b>									
1.8 Eng.4ZB1 (63kW)	9/84-5/88		F		22-0265-0		Sum	Th 15,5	
	9/84-5/88		R		53-0190		Sum	254,0x50	Hand Brake
	85-88		R		18-0178			Ø 254,0	Axle Isuzu
	85-88		R		18-0298			Ø 254,0	Axle Salisbury
2.0 D, TD Eng.4FC1 (42-51kW)	8/84-8/92		F		22-0265-0		Sum	Th 15,5	
	8/84-8/92		R		53-0190		Sum	254,0x50	Hand Brake
	85-90		R		18-0178			Ø 254,0	Axle Isuzu
	85-90		R		18-0298			Ø 254,0	Axle Salisbury
2.0, 4WD Eng.4ZC1 (62kW)	88-94		R		18-0178			Ø 254,0	Axle Isuzu
	88-94		R		18-0298			Ø 254,0	Axle Salisbury
2.2 D, 4WD Eng.22DIE (45kW)	6/88-8/92		F		22-0265-0		Sum	Th 15,5	
	6/88-8/92		R		53-0190		Sum	254,0x50	Hand Brake
	88-94		R		18-0178			Ø 254,0	Axle Isuzu
	88-94		R		18-0298			Ø 254,0	Axle Salisbury
2.4 TD	94-		R		18-0178			Ø 254,0	Axle Isuzu
	94-		R		18-0298			Ø 254,0	Axle Salisbury
<b>Midi Van 1/87-12/92</b>									
2.0 D Eng.4FC1 (43kW)	85-90		R		18-0178			Ø 254,0	Axle Isuzu
	85-90		R		18-0298			Ø 254,0	Axle Salisbury
2.2 D, 4WD Eng.4FD1 (45kW)	88-94		R		18-0178			Ø 254,0	Axle Isuzu
	88-94		R		18-0298			Ø 254,0	Axle Salisbury

			Spare Parts	F/R	L/R	METELLI ref.	METELLI ref. w/KIT		DIMENSIONS mm.	NOTE
<b>Pick-Up</b>										
1.6		81-88		R		18-0178			Ø 254,0	
1.9 D		82-88		R		18-0178			Ø 254,0	
<b>Rascal 7/86-6/90</b>										
0.8, Pick up (30kW)		7/86-6/90		R		53-0035		Sum	180,0x35	
1.0 Bus, Pick up (34kW)		7/86-6/90		R		53-0035		Sum	180,0x35	4WD
		7/86-6/90		R		53-0394		Sum	220,0x40	
1.0, Pick up Eng.FA10A (34kW)		7/86-6/90		F		22-0087-0		Sum	Th 15,5	
		7/86-6/90		R		53-0035		Sum	180,0x35	4WD
		7/86-6/90		R		53-0394		Sum	220,0x40	
<b>Serie KB Pick-up 1/79-12/89</b>										
1.6 Eng.G161Z		-84		R		53-0190		Sum	254,0x50	Hand Brake
		84-		R		53-0191		Ake	254,0x50	Hand Brake
1.8				R		53-0190		Sum	254,0x50	Hand Brake
1.9 D		-84		R		53-0190		Sum	254,0x50	Hand Brake
		84-		R		53-0191		Ake	254,0x50	Hand Brake
2.0		-84		R		53-0190		Sum	254,0x50	Hand Brake
		84-		R		53-0191		Ake	254,0x50	Hand Brake
2.2 D		-84		R		53-0190		Sum	254,0x50	Hand Brake
		84-		R		53-0191		Ake	254,0x50	Hand Brake























## BELLIER








































<b>Asso 1/98-</b>										
0.5		1/98-		R		53-0053			160,0x42	Fitted Adjuster, Hand Brake
		1/98-		R		53-0054			180,0x32	Fitted Adjuster, Hand Brake
<b>Divane 1/98-</b>										
0.5		1/98-		R		53-0053			160,0x42	Fitted Adjuster, Hand Brake
		1/98-		R		53-0054			180,0x32	Fitted Adjuster, Hand Brake

## BERTONE



















































<b>Freeclimber 1/92-12/00</b>										
1.6 i Eng.BMW 161 E1 (74kW)		1/92-		F		22-0101-0		Ake	Th 14,0	
		1/92-12/00		R		53-0033		Ake	254,0x45	
2.0, KAT Eng.BMW M20 B20, Kat (95kW)		12/90-12/93		R		53-0033		Ake	254,0x45	
2.4 TD (85kW)		6/89-12/93		R		53-0033		Ake	254,0x45	
2.7 Eng.BMW M20 B27 (95kW)		12/90-12/93		R		53-0033		Ake	254,0x45	



























































## BMW
























































<b>02 (E10) 9/67-7/77</b>										
1502 1.6 Eng.M10B16 (55kW)		75-77		R		18-0042			Ø 230,0	
1600 Ti Eng.M10B16 (77kW)		67-69		R		18-0041			Ø 200,0	GT
		71-73		R		18-0042			Ø 230,0	Ti
1600/2, Cabrio, Touring Eng.M10B16 (61-63kW)		66-75		R		18-0041			Ø 200,0	
1802, Touring Eng.M10B18 (66kW)		71-75		R		18-0042			Ø 230,0	Ti
2000 Ti Eng.M10B20 (96kW)		69-75		R		18-0042			Ø 230,0	
2002 T. Eng.M10B20 (125kW)		73-75		R		18-0044			Ø 250,0	
2002 Tii, Touring Eng.M10B20 (96kW)		71-75		R		18-0042			Ø 230,0	
2002, Cabrio, Touring Eng.M10B20(40PDSi) (74kW)		73-		R		18-0041			Ø 200,0	Ch -1603427
		-75		R		18-0042			Ø 230,0	Ch 1603428-
<b>1 (E81,87) 9/04-</b>										
116i Eng.N45B16A (85kW)		9/04-		F		22-0664-0	22-0664-0K	Gir	Th 17,5	
		9/04-		R		22-0641-0	22-0641-0K	Gir	Th 17,0	
		04-07		F		23-0810			Ø 284,0 Th 22,0-20,4	Vent.
		04-07		R		23-0817			Ø 280,0 Th 10,0-8,4	
		04-07		R		23-0818			Ø 300,0 Th 20,0-18,4	Vent., Ch. Sportivo
		9/04-		R		53-0018	53-0018K	Ate	160,0x20	Hand Brake
116i Eng.N45B16A (90kW)		07-		F		22-0664-0	22-0664-0K	Gir	Th 17,5	
		07-		R		22-0641-0	22-0641-0K	Gir	Th 17,0	
		07-		F		23-0810			Ø 284,0 Th 22,0-20,4	Vent.
		07-		R		23-0817			Ø 280,0 Th 10,0-8,4	
118d Eng.M47N204D4 (105kW)		07-		F		22-0664-0	22-0664-0K	Gir	Th 17,5	
		07-		R		22-0642-0	22-0642-0K	Ate	Th 17,0	
		07-		F		23-0811			Ø 292,0 Th 22,0-20,4	Vent.
		07-		R		23-0818			Ø 300,0 Th 20,0-18,4	Vent.

		Spare Parts	F/R	L/R	METELLI ref.	METELLI ref. w/KIT		DIMENSIONS mm.	NOTE
118d Eng.M47N204D4 (105kW)	07-		R		53-0018	53-0018K	Ate	160,0x20	Hand Brake
118d Eng.M47N204D4 (90kW)	9/04-		F		22-0664-0	22-0664-0K	Gir	Th 17,5	
	9/04-		R		22-0641-0	22-0641-0K	Gir	Th 17,0	
	04-07		F		23-0810			Ø 284,0 Th 22,0-20,4	Vent.
	04-07		R		23-0817			Ø 280,0 Th 10,0-8,4	
	04-07		R		23-0818			Ø 300,0 Th 20,0-18,4	Vent., Ch. sportivo
	9/04-		R		53-0018	53-0018K	Ate	160,0x20	Hand Brake
118i Eng.N42B20B, N46B20 (95kW)	9/04-		F		22-0664-0	22-0664-0K	Gir	Th 17,5	
	9/04-		R		22-0641-0	22-0641-0K	Gir	Th 17,0	
	9/04-3/07		F		23-0810			Ø 284,0 Th 22,0-20,4	Vent.
	04-07		R		23-0817			Ø 280,0 Th 10,0-8,4	
	04-07		R		23-0818			Ø 300,0 Th 20,0-18,4	Vent., Ch. sportivo
	9/04-		R		53-0018	53-0018K	Ate	160,0x20	Hand Brake
118i Eng.N43B20A (105kW)	07-		F		22-0664-0	22-0664-0K	Gir	Th 17,5	
	07-		R		22-0641-0	22-0641-0K	Gir	Th 17,0	
	07-		F		23-0811			Ø 292,0 Th 22,0-20,4	Vent.
	07-		R		23-0814			Ø 296,0 Th 10,0-8,4	
	07-		R		23-0818			Ø 300,0 Th 20,0-18,4	Vent., Ch. sportivo
	07-		R		53-0018	53-0018K	Ate	160,0x20	Hand Brake
120d Eng.M47N204D4 (120kW)	9/04-		F		22-0640-0	22-0640-0K	Ate	Th 17,5	
	9/04-		R		22-0642-0	22-0642-0K	Ate	Th 17,0	
	04-07		F		23-0811			Ø 292,0 Th 22,0-20,4	Vent.
	04-07		R		23-0818			Ø 300,0 Th 20,0-18,4	Vent.
	9/04-		R		53-0018	53-0018K	Ate	160,0x20	Hand Brake
120d Eng.M47N204D4 (130kW)	07-		F		22-0557-3	22-0557-3K	Ate	Th 20,0	
	07-		R		22-0642-0	22-0642-0K	Ate	Th 17,0	
	07-		F		23-0870			Ø 300,0 Th 24,0-22,4	Vent.
	07-		R		23-0818			Ø 300,0 Th 20,0-18,4	Vent.
	4/07-		R		53-0018	53-0018K	Ate	160,0x20	Hand Brake
120i Eng.N42B20A (110kW)	9/04-		F		22-0640-0	22-0640-0K	Ate	Th 17,5	
	9/04-		R		22-0641-0	22-0641-0K	Gir	Th 17,0	
	04-		F		23-0811			Ø 292,0 Th 22,0-20,4	Vent.
	04-07		R		23-0814			Ø 296,0 Th 10,0-8,4	
	04-07		R		23-0818			Ø 300,0 Th 20,0-18,4	Vent., Ch. sportivo
9/04-		R		53-0018	53-0018K	Ate	160,0x20	Hand Brake	
120i Eng.N42B20A (125kW)	07-		F		22-0557-3	22-0557-3K	Ate	Th 20,0	
	07-		R		22-0642-0	22-0642-0K	Ate	Th 17,0	
	07-		F		23-0870			Ø 300,0 Th 24,0-22,4	Vent.
	07-		R		23-0814			Ø 296,0 Th 10,0-8,4	
	07-		R		23-0818			Ø 300,0 Th 20,0-18,4	Vent., Ch. sportivo
07-		R		23-0818			Ø 300,0 Th 20,0-18,4	Vent., Ch. sportivo	
120i Eng.N46B20B (115kW)	07-		R		23-0818			Ø 300,0 Th 20,0-18,4	Vent., Ch. sportivo
123d Eng.N47D20B (150kW)	9/07-		F		22-0557-5	22-0557-5K	Ate	Th 20,0	
	9/07-		R		22-0642-0	22-0642-0K	Ate	Th 17,0	
	07-		F		23-0872			Ø 330,0 Th 24,0-22,4	Vent.
	9/07-		R		53-0017		Ate	185,0x20	Hand Brake
130i Eng.N52B30, N52B30A (195kW)	05-		F		22-0557-5	22-0557-5K	Ate	Th 20,0	
	05-		R		22-0642-0	22-0642-0K	Ate	Th 17,0	
	05-		F		23-0872			Ø 330,0 Th 24,0-22,4	Vent.
	05-		R		23-0871			Ø 300,0 Th 20,0-18,4	Vent.
	9/05-		R		53-0017		Ate	185,0x20	Hand Brake
130i Eng.N52B30A (190kW)	05-		F		22-0557-5	22-0557-5K	Ate	Th 20,0	
	05-		R		22-0642-0	22-0642-0K	Ate	Th 17,0	
	05-		F		23-0872			Ø 330,0 Th 24,0-22,4	Vent.
	05-		R		23-0871			Ø 300,0 Th 20,0-18,4	Vent.
	05-		R		23-0818			Ø 300,0 Th 20,0-18,4	Vent., Ch. sportivo
<b>1 (E82) Coupé 9/07-</b>									
118d Eng.N47D20A (105kW)	09-		F		22-0664-0	22-0664-0K	Gir	Th 17,5	
	09-		R		22-0642-0	22-0642-0K	Ate	Th 17,0	
	09-		F		23-0811			Ø 292,0 Th 22,0-20,4	Vent.
120d Eng.M47N204D4 (130kW)	07-		F		22-0640-0	22-0640-0K	Ate	Th 17,5	
	07-		R		22-0642-0	22-0642-0K	Ate	Th 17,0	
	07-		F		23-0870			Ø 300,0 Th 24,0-22,4	Vent.
	07-		R		23-0818			Ø 300,0 Th 20,0-18,4	Vent., Ch. sportivo
	07-		R		53-0018	53-0018K	Ate	160,0x20	Hand Brake
123d Eng.N47D20B (150kW)	9/07-		F		22-0557-5	22-0557-5K	Ate	Th 20,0	
	9/07-		R		22-0642-0	22-0642-0K	Ate	Th 17,0	
	07-		F		23-0872			Ø 330,0 Th 24,0-22,4	Vent.





















































		Spare Parts	F/R	L/R	METELLI ref.	METELLI ref. w/KIT		DIMENSIONS mm.	NOTE
123d Eng.N47D20B (150kW)	07-		R		23-0818			Ø 300,0 Th 20,0-18,4	Vent., Ch. sportivo
	9/07-		R		53-0018	53-0018K	Ate	160,0x20	Hand Brake
	9/07-		R		53-0017		Ate	185,0x20	Hand Brake
125i Eng.N52B25A (160kW)	07-		F		22-0557-3	22-0557-3K	Ate	Th 20,0	
	07-		R		22-0642-0	22-0642-0K	Ate	Th 17,0	
	08-		F		23-0870			Ø 300,0 Th 24,0-22,4	Vent.
	3/08-		R		53-0018	53-0018K	Ate	160,0x20	Hand Brake
135i Eng.N54B30A (225kW)	9/07-		R		53-0018	53-0018K	Ate	160,0x20	Hand Brake
<b>1 (E88) Cabrio 11/07-</b>									
118d Eng.N47D20A (105kW)	08-		F		22-0664-0	22-0664-0K	Gir	Th 17,5	
	08-		R		22-0642-0	22-0642-0K	Ate	Th 17,0	
	08-		F		23-0811			Ø 292,0 Th 22,0-20,4	Vent.
	9/08-		R		53-0018	53-0018K	Ate	160,0x20	Hand Brake
118i Eng.N42B20B (105kW)	3/08-		F		22-0664-0	22-0664-0K	Gir	Th 17,5	
	3/08-		R		22-0642-0	22-0642-0K	Ate	Th 17,0	
	3/08-		F		23-0811			Ø 292,0 Th 22,0-20,4	Vent.
	3/08-		R		23-0818			Ø 300,0 Th 20,0-18,4	Vent., Ch. sportivo
	3/08-		R		53-0018	53-0018K	Ate	160,0x20	Hand Brake
120d Eng.M47N204D4 (130kW)	08-		F		22-0557-3	22-0557-3K	Ate	Th 20,0	
	08-		R		22-0642-0	22-0642-0K	Ate	Th 17,0	
	08-		F		23-0870			Ø 300,0 Th 24,0-22,4	Vent.
	08-		R		23-0818			Ø 300,0 Th 20,0-18,4	Vent., Ch. sportivo
	08-		R		53-0018	53-0018K	Ate	160,0x20	Hand Brake
120i Eng.N42B20A (125kW)	11/07-		F		22-0640-0	22-0640-0K	Ate	Th 17,5	
	11/07-		R		22-0642-0	22-0642-0K	Ate	Th 17,0	
	11/07-		F		23-0870			Ø 300,0 Th 24,0-22,4	Vent.
	11/07-		R		53-0018	53-0018K	Ate	160,0x20	Hand Brake
123d Eng.N47D20B (150kW)	08-		F		22-0557-5	22-0557-5K	Ate	Th 20,0	
	08-		R		22-0642-0	22-0642-0K	Ate	Th 17,0	
	08-		F		23-0872			Ø 330,0 Th 24,0-22,4	Vent.
125i Eng.N52B25A (160kW)	07-		F		22-0557-3	22-0557-3K	Ate	Th 20,0	
	07-		R		22-0642-0	22-0642-0K	Ate	Th 17,0	
	07-		F		23-0870			Ø 300,0 Th 24,0-22,4	Vent.
	11/07-		R		53-0018	53-0018K	Ate	160,0x20	Hand Brake
135i Eng.N54B30A (225kW)	3/08-		R		53-0018	53-0018K	Ate	160,0x20	Hand Brake
<b>1500-2000 10/62-7/72</b>									
1.5 Eng.M10B15 (59kW)	10/62-7/66		F		22-0003-0		Ate	Th 15,0	
	10/62-7/66		R		53-0010		Luc	250,0x42	Hand Brake
	62-66		R		18-0044			Ø 250,0	
1600 Eng.M10B16 (59-61kW)	9/63-4/68		F		22-0003-0		Ate	Th 15,0	
	9/63-4/68		R		53-0010		Luc	250,0x42	Hand Brake
	63-68		R		18-0044			Ø 250,0	
1800 Eng.M10B18 (66kW)	8/63-9/71		R		53-0010		Luc	250,0x42	Hand Brake
	63-71		R		18-0044			Ø 250,0	
1800 Ti Eng.M10B18 (81-96kW)	10/63-4/68		R		53-0010		Luc	250,0x42	Hand Brake
	63-68		R		18-0044			Ø 250,0	
2000 Eng.M10B20(40PDSi) (74kW)	9/68-7/72		R		53-0010		Luc	250,0x42	Hand Brake
	68-72		R		18-0044			Ø 250,0	
2000 Ti / Tilux Eng.M10B20(40PHH) (88kW)	1/66-7/72		R		53-0010		Luc	250,0x42	Hand Brake
	66-72		R		18-0044			Ø 250,0	
2000 Tii Eng.M10B20 (96kW)	12/69-7/72		R		53-0010		Luc	250,0x42	Hand Brake
	69-72		R		18-0044			Ø 250,0	
<b>1600 GT Coupe 10/67-5/69</b>									
1.6 Eng.M10B16 (77kW)	10/67-5/69		F		22-0003-0		Ate	Th 15,0	
<b>2000 3.2 Coupe (E9) 10/65-3/76</b>									
2.5 CS Eng.M30B25 (110kW)	-75		R		23-0140			Ø 272,0 Th 9,5-8,5	
2800 CS Eng.M30B28 (125kW)	1/69-4/71		R		53-0011	53-0011K	Ate	160,0x25	Exc. CS, Hand Brake
	1/69-4/71		R		53-0010		Luc	250,0x42	Hand Brake
	70-71		R		18-0043			Ø 250,0	
3.0 CS Eng.M30B30 (132kW)	5/71-3/76		R		53-0011	53-0011K	Ate	160,0x25	Hand Brake
3.0 Csi Eng.M30B30(L-Jetronic) (147kW)	7/71-3/76		R		53-0011	53-0011K	Ate	160,0x25	Hand Brake
<b>2500 3.3 (E3) 10/68-4/77</b>									
2500 Eng.M30B25 (110kW)	69-77		R		23-0140			Ø 272,0 Th 9,5-8,5	A/T
	10/68-4/77		R		53-0011	53-0011K	Ate	160,0x25	Hand Brake
2800 Eng.M30B28 (125kW)	69-75		R		23-0140			Ø 272,0 Th 9,5-8,5	A/T
	10/68-7/75		R		53-0011	53-0011K	Ate	160,0x25	Exc. CS, Hand Brake

		Spare Parts	F/R	L/R	METELLI ref.	METELLI ref. w/KIT		DIMENSIONS mm.	NOTE
2800 Eng.M30B28 (125kW)	10/68-7/75		R		53-0010		Luc	250,0x42	Hand Brake
2800 L Eng.M30B28 (125kW)	75-77		R		23-0140			Ø 272,0 Th 9,5-8,5	A/T
	2/75-4/77		R		53-0011	53-0011K	Ate	160,0x25	Exc. CS, Hand Brake
	2/75-4/77		R		53-0010		Luc	250,0x42	Hand Brake
3.0 S, L Eng.M30B30 (132kW)	71-77		R		23-0140			Ø 272,0 Th 9,5-8,5	A/T
	5/71-4/77		R		53-0011	53-0011K	Ate	160,0x25	Hand Brake
3.0 Si Eng.M30B30(L-Jetronic) (143kW)	75-77		R		23-0140			Ø 272,0 Th 9,5-8,5	A/T
	10/75-4/77		R		53-0011	53-0011K	Ate	160,0x25	Hand Brake
3.0 Si Eng.M30B30(L-Jetronic) (147kW)	71-75		R		23-0140			Ø 272,0 Th 9,5-8,5	A/T
	7/71-9/75		R		53-0011	53-0011K	Ate	160,0x25	Hand Brake
<b>3 I (E21) 6/75-3/84</b>									
315 Eng.M10B16 (55kW)	3/81-3/84		F		22-0027-0	22-0027-0K	Ate	Th 16,5	
	81-7/83		F		23-0040			Ø 255,0 Th 12,7-11,7	
	3/81-3/84		R		53-0010		Luc	250,0x42	Hand Brake
	4/81-7/84		R		18-0044			Ø 250,0	
316 Eng.M10B16 (66kW)	8/75-8/80		F		22-0027-0	22-0027-0K	Ate	Th 16,5	
	75-9/80		F		23-0040			Ø 255,0 Th 12,7-11,7	
	8/75-8/80		R		53-0010		Luc	250,0x42	Hand Brake
316 Eng.M10B18 (66kW)	75-80		R		18-0044			Ø 250,0	
	9/80-8/82		F		22-0027-0	22-0027-0K	Ate	Th 16,5	
	80-82		F		23-0040			Ø 255,0 Th 12,7-11,7	
	9/80-8/82		R		53-0010		Luc	250,0x42	Hand Brake
318 Eng.M10B18 (72kW)	80-82		R		18-0044			Ø 250,0	
	8/75-8/80		F		22-0027-0	22-0027-0K	Ate	Th 16,5	
	75-80		F		23-0040			Ø 255,0 Th 12,7-11,7	
	8/75-8/80		R		53-0010		Luc	250,0x42	Hand Brake
318 i Eng.M10B18 (K-Jetronic) (77kW)	75-80		R		18-0044			Ø 250,0	
	11/79-8/82		F		22-0027-0	22-0027-0K	Ate	Th 16,5	
	79-82		F		23-0040			Ø 255,0 Th 12,7-11,7	
	80-		R		53-0010		Luc	250,0x42	Hand Brake
320 Eng.M10B20 (80kW)	79-82		R		18-0044			Ø 250,0	
	8/75-8/77		F		22-0027-0	22-0027-0K	Ate	Th 16,5	
	75-77		F		23-0059			Ø 255,0 Th 22,0-21,0	Vent., Usa
	8/75-8/77		R		53-0010		Luc	250,0x42	Hand Brake
320 i Eng.M10B20(K-Jetronic) (92kW)	75-77		R		18-0044			Ø 250,0	
	6/75-8/82		F		22-0027-0	22-0027-0K	Ate	Th 16,5	
	75-7/78		F		23-0059			Ø 255,0 Th 22,0-21,0	Vent., Usa
	9/77-8/82		R		18-0044			Ø 250,0	
320/6 Eng.M20B20 (90kW)	9/77-8/82		F		22-0027-0	22-0027-0K	Ate	Th 16,5	
	77-82		F		23-0040			Ø 255,0 Th 12,7-11,7	
	9/77-8/82		R		53-0010		Luc	250,0x42	Hand Brake
	77-82		R		18-0044			Ø 250,0	
323 i Eng.M20B23(K-Jetronic) (105kW)	1/78-8/82		F		22-0027-0	22-0027-0K	Ate	Th 16,5	
	78-9/82		F		23-0059			Ø 255,0 Th 22,0-21,0	Vent.
	78-9/82		R		23-0084			Ø 258,0 Th 9,9-8,4	
	1/78-8/82		R		53-0011	53-0011K	Ate	160,0x25	Hand Brake
<b>3 II (E30) 9/82-10/93</b>									
315 Eng.M10B16(1B2) (55kW)	9/82-10/83		F		22-0042-0	22-0042-0K	Gir	Th 17,0	
	9/82-10/83		R		22-0070-1	22-0070-1K	Ate	Th 17,0	+ABS
	82-83		F		23-0040			Ø 255,0 Th 12,7-11,7	
	9/82-10/83		R		53-0014		Luc	228,6x42	-ABS, Hand Brake
	9/82-10/83		R		53-0010		Luc	250,0x42	Hand Brake
	82-83		R		18-0044			Ø 250,0	
316 Eng.M10B18(2B4) (66kW)	9/82-12/90		F		22-0042-0	22-0042-0K	Gir	Th 17,0	
	9/82-12/90		R		22-0070-1	22-0070-1K	Ate	Th 17,0	+ABS
	82-90		F		23-0122			Ø 260,0 Th 12,5-11,1	-ABS
	85-90		F		23-0123			Ø 260,0 Th 22,0-20,4	Vent., +ABS
	85-90		R		23-0084			Ø 258,0 Th 9,9-8,4	+ABS
	82-86		R		53-0475		Luc	228,6x42	-ABS, Hand Brake
	9/82-12/90		R		53-0014		Luc	228,6x42	-ABS, Hand Brake
	3/82-90		R		18-0045			Ø 228,6	
316 i Eng.M40B16(Kat.) (73kW)	82-8/90		R		51-0149		Luc	Ø 20,64 228,6x42	LUC
	9/87-6/91		F		22-0042-0	22-0042-0K	Gir	Th 17,0	
	9/87-6/91		R		22-0070-1	22-0070-1K	Ate	Th 17,0	+ABS
	87-91		F		23-0122			Ø 260,0 Th 12,5-11,1	-ABS
	87-91		F		23-0123			Ø 260,0 Th 22,0-20,4	Vent., +ABS
87-91		R		23-0084			Ø 258,0 Th 9,9-8,4	+ABS	











































		Spare Parts	F/R	L/R	METELLI ref.	METELLI ref. w/KIT		DIMENSIONS mm.	NOTE	
316 i Eng.M40B16(Kat.) (73kW)	9/87-6/91		R		53-0014		Luc	228,6x42	-ABS, Hand Brake	
	87-12/91		R		18-0045			Ø 228,6		
	87-8/90		R		51-0149		Luc	Ø 20,64 228,6x42	LUC	
316 i, Cabrio Eng.M40B16 (75kW)	7/88-6/91		F		22-0042-0	22-0042-0K	Gir	Th 17,0		
	7/88-6/91		R		22-0070-1	22-0070-1K	Ate	Th 17,0	+ABS	
	88-91		F		23-0122			Ø 260,0 Th 12,5-11,1	-ABS	
	88-91		F		23-0123			Ø 260,0 Th 22,0-20,4	Vent., +ABS	
	88-91		R		23-0084			Ø 258,0 Th 9,9-8,4	+ABS	
	7/88-6/91		R		53-0018	53-0018K	Ate	160,0x20	Cabrio, Hand Brake	
	7/88-6/91		R		53-0014		Luc	228,6x42	-ABS, Hand Brake	
	88-12/91		R		18-0045			Ø 228,6		
	88-8/90		R		51-0149		Luc	Ø 20,64 228,6x42	LUC	
318 i Eng.M10B18(K-Jetronic) (77kW)	9/82-8/87		F		22-0042-0	22-0042-0K	Gir	Th 17,0		
	9/82-8/87		R		22-0070-1	22-0070-1K	Ate	Th 17,0	+ABS	
	82-87		F		23-0122			Ø 260,0 Th 12,5-11,1	-ABS	
	85-87		F		23-0123			Ø 260,0 Th 22,0-20,4	Vent., +ABS	
	85-87		R		23-0084			Ø 258,0 Th 9,9-8,4	+ABS	
	9/82-8/87		R		53-0475		Luc	228,6x42	Hand Brake	
	9/82-8/87		R		53-0014		Luc	228,6x42	-ABS, Hand Brake	
	3/82-87		R		18-0045			Ø 228,6		
	82-8/86		R		51-0149		Luc	Ø 20,64 228,6x42	LUC	
	9/86-87		R		51-0150		Luc	Ø 22,20 228,6x42	LUC	
	318 i Eng.M10B18(L-Jetronic) (75kW)	8/87-8/88		F		22-0042-0	22-0042-0K	Gir	Th 17,0	
		8/87-8/88		R		22-0070-1	22-0070-1K	Ate	Th 17,0	+ABS
84-88			F		23-0122			Ø 260,0 Th 12,5-11,1	-ABS	
85-88			F		23-0123			Ø 260,0 Th 22,0-20,4	Vent., +ABS	
85-88			R		23-0084			Ø 258,0 Th 9,9-8,4	+ABS	
8/87-8/88			R		53-0014		Luc	228,6x42	-ABS, Hand Brake	
8/87-8/88			R		53-0475		Luc	228,6x42	-ABS, Hand Brake	
8/87-8/88			R		18-0045			Ø 228,6		
84-8/86			R		51-0149		Luc	Ø 20,64 228,6x42	LUC	
9/86-88			R		51-0150		Luc	Ø 22,20 228,6x42	LUC	
318 i Eng.M40B18 (85kW)		9/87-6/91		F		22-0042-0	22-0042-0K	Gir	Th 17,0	
	9/87-6/91		R		22-0070-1	22-0070-1K	Ate	Th 17,0	+ABS	
	87-91		F		23-0122			Ø 260,0 Th 12,5-11,1	-ABS	
	87-91		F		23-0123			Ø 260,0 Th 22,0-20,4	Vent., +ABS	
	87-91		R		23-0084			Ø 258,0 Th 9,9-8,4	+ABS	
	9/87-6/91		R		53-0014		Luc	228,6x42	-ABS, Hand Brake	
	9/87-6/91		R		53-0475		Luc	228,6x42	-ABS, Hand Brake	
	87-12/91		R		18-0045			Ø 228,6		
318 i, Cabrio Eng.M40B18(Kat.) (83kW)	9/87-6/93		F		22-0042-0	22-0042-0K	Gir	Th 17,0		
	9/87-6/93		R		22-0070-1	22-0070-1K	Ate	Th 17,0	+ABS	
	87-93		F		23-0122			Ø 260,0 Th 12,5-11,1	Exc. Cabrio, -ABS	
	87-93		F		23-0123			Ø 260,0 Th 22,0-20,4	Vent., +ABS	
	87-93		R		23-0084			Ø 258,0 Th 9,9-8,4	+ABS	
	9/87-6/93		R		53-0014		Luc	228,6x42	-ABS, Hand Brake	
	9/87-6/93		R		53-0475		Luc	228,6x42	-ABS, Hand Brake	
	87-93		R		18-0045			Ø 228,6		
318 is Eng.M42B18 (100kW)	9/89-8/91		F		22-0042-0	22-0042-0K	Gir	Th 17,0		
	9/89-8/91		R		22-0070-1	22-0070-1K	Ate	Th 17,0	+ABS	
	89-91		F		23-0122			Ø 260,0 Th 12,5-11,1	-ABS	
	89-91		F		23-0123			Ø 260,0 Th 22,0-20,4	Vent., +ABS	
	89-91		R		23-0084			Ø 258,0 Th 9,9-8,4	+ABS	
	9/89-8/91		R		53-0014		Luc	228,6x42	-ABS, Hand Brake	
	9/89-8/91		R		53-0475		Luc	228,6x42	-ABS, Hand Brake	
	89-91		R		18-0045			Ø 228,6		
320 i Eng.M20 (110kW)	12/85-6/90		F		22-0042-0	22-0042-0K	Gir	Th 17,0		
	12/85-6/90		R		22-0070-1	22-0070-1K	Ate	Th 17,0		
	85-90		F		23-0123			Ø 260,0 Th 22,0-20,4	Vent.	
	85-90		R		23-0084			Ø 258,0 Th 9,9-8,4		
	12/85-6/90		R		53-0018	53-0018K	Ate	160,0x20	+ABS, Hand Brake	
12/85-6/90		R		53-0014		Luc	228,6x42	-ABS, Hand Brake		





















			Spare Parts	F/R	L/R	METELLI ref.	METELLI ref. w/KIT		DIMENSIONS mm.	NOTE
320 i Eng.M20B20(L-Jetronic) (92kW)	9/82-12/85		F	R		22-0042-0	22-0042-0K	Gir	Th 17,0	
						22-0070-1	22-0070-1K	Ate	Th 17,0	
	82-85		F	R		23-0123			Ø 260,0 Th 22,0-20,4	Vent.
						23-0084			Ø 258,0 Th 9,9-8,4	
	9/82-12/85		R			53-0018	53-0018K	Ate	160,0x20	+ABS, Hand Brake
	9/82-12/85					53-0475		Luc	228,6x42	Hand Brake
	9/82-12/85					53-0014		Luc	228,6x42	-ABS, Hand Brake
	82-85					18-0045			Ø 228,6	
82-85		R			51-0149		Luc	Ø 20,64 228,6x42	LUC	
320 i Cabrio Eng.M20B20 / M20B20 (Monotronic, Kat) (95kW)	4/86-10/93		R			53-0014		Luc	228,6x42	-ABS, Hand Brake
320 i, Cabrio Eng.M20B20(L-Jetronic)/ (Motronic,Kat.) (95kW)	12/85-10/93		F	R		22-0042-0	22-0042-0K	Gir	Th 17,0	
	12/85-10/93					22-0070-1	22-0070-1K	Ate	Th 17,0	
	85-93		F	R		23-0123			Ø 260,0 Th 22,0-20,4	Vent.
	85-93					23-0084			Ø 258,0 Th 9,9-8,4	
	12/85-10/93		R			53-0018	53-0018K	Ate	160,0x20	+ABS, Hand Brake
	85-93		R			18-0045			Ø 228,6	
85-93		R			51-0149		Luc	Ø 20,64 228,6x42	LUC	
320 is Eng.S14204EA (141kW)	5/88-12/90		F	R		22-0042-0	22-0042-0K	Gir	Th 17,0	
	5/88-12/90					22-0070-1	22-0070-1K	Ate	Th 17,0	
	88-90		F	R		23-0123			Ø 260,0 Th 22,0-20,4	Vent.
	88-90					23-0084			Ø 258,0 Th 9,9-8,4	
323 i Eng.M20B23(L-Jetronic) (102kW)	9/82-8/83		F	R		22-0042-0	22-0042-0K	Gir	Th 17,0	
	9/82-8/83					22-0070-1	22-0070-1K	Ate	Th 17,0	
	82-83		F	R		23-0123			Ø 260,0 Th 22,0-20,4	Vent.
	82-83					23-0084			Ø 258,0 Th 9,9-8,4	
323 i Eng.M20B23(L-Jetronic) (110kW)	9/83-8/86		F	R		22-0042-0	22-0042-0K	Gir	Th 17,0	
	9/83-8/86					22-0070-1	22-0070-1K	Ate	Th 17,0	
	83-86		F	R		23-0123			Ø 260,0 Th 22,0-20,4	Vent.
	83-86					23-0084			Ø 258,0 Th 9,9-8,4	
324 D Eng.M21D24 (63kW)	9/85-8/91		F	R		22-0042-0	22-0042-0K	Gir	Th 17,0	
	9/85-8/91					22-0070-1	22-0070-1K	Ate	Th 17,0	+ABS
	85-91		F	R		23-0122			Ø 260,0 Th 12,5-11,1	-ABS
	85-91					23-0123			Ø 260,0 Th 22,0-20,4	Vent., +ABS
	85-91		F	R		23-0084			Ø 258,0 Th 9,9-8,4	+ABS
	85-8/87					53-0475		Luc	228,6x42	-ABS, Hand Brake
	9/87-		R			53-0014		Luc	228,6x42	-ABS, Hand Brake
	9/85-12/91		R			18-0045			Ø 228,6	
	85-91		R			51-0150		Luc	Ø 22,20 228,6x42	LUC
324 TD Eng.M21D24 (85kW)	9/87-8/91		F	R		22-0042-0	22-0042-0K	Gir	Th 17,0	
	9/87-8/91					22-0070-1	22-0070-1K	Ate	Th 17,0	
	87-91		F	R		23-0123			Ø 260,0 Th 22,0-20,4	Vent.
	87-91					23-0084			Ø 258,0 Th 9,9-8,4	
325 e 2.7 Eng.M20B27 (90kW)	83-88		F			23-0123			Ø 260,0 Th 22,0-20,4	Vent., +ABS
325 e 2.7 Eng.M20B27 (95kW)	85-87		F			23-0123			Ø 260,0 Th 22,0-20,4	Vent., +ABS
325 i X Eng.M20B25(Kat.) (125kW)	12/86-8/91		F	R		22-0042-0	22-0042-0K	Gir	Th 17,0	
	12/86-8/91					22-0070-1	22-0070-1K	Ate	Th 17,0	
	86-91		F			23-0123			Ø 260,0 Th 22,0-20,4	Vent., +ABS
325 i, Cabrio Eng.M20B25(Kat.) (125kW)	9/83-10/93		F	R		22-0042-0	22-0042-0K	Gir	Th 17,0	
	9/83-10/93					22-0070-1	22-0070-1K	Ate	Th 17,0	
	83-89		F			23-0123			Ø 260,0 Th 22,0-20,4	Vent., +ABS
M3 2.3 Eng.S14B23 (147kW)	2/87-5/89		F	R		22-0091-0	22-0091-0K	Ate	Th 19,5	
	2/87-5/89					22-0125-0	22-0125-0K	Ate	Th 17,0	
M3 2.3 Eng.S14B23(Kat) (158kW)	6/89-6/91		F	R		22-0091-0	22-0091-0K	Ate	Th 19,5	
	6/89-6/91					22-0125-0	22-0125-0K	Ate	Th 17,0	
M3 2.3 EVO I Eng.S14B23(EVOI) (162kW)	10/88-10/90		F	R		22-0091-0	22-0091-0K	Ate	Th 19,5	
	10/88-10/90					22-0125-0	22-0125-0K	Ate	Th 17,0	
M3 2.3 EVO II Eng.S14B25(EVOII) (175kW)	1/90-1/92		F	R		22-0091-0	22-0091-0K	Ate	Th 19,5	
	1/90-1/92					22-0125-0	22-0125-0K	Ate	Th 17,0	
M3 2.3, Cabrio Eng.S14B23(Kat) (143kW)	7/86-6/91		F	R		22-0091-0	22-0091-0K	Ate	Th 19,5	
	7/86-6/91					22-0125-0	22-0125-0K	Ate	Th 17,0	
<b>3 II Touring (E30) 7/87-6/94</b>										
316 i Eng.M40B16 (75kW)	9/91-6/94		F	R		22-0042-0	22-0042-0K	Gir	Th 17,0	
	9/91-6/94					22-0070-1	22-0070-1K	Ate	Th 17,0	
	91-94		F	R		23-0122			Ø 260,0 Th 12,5-11,1	-ABS
	91-94					23-0123			Ø 260,0 Th 22,0-20,4	Vent., +ABS
	91-94					23-0084			Ø 258,0 Th 9,9-8,4	+ABS




















		Spare Parts	F/R	L/R	METELLI ref.	METELLI ref. w/KIT		DIMENSIONS mm.	NOTE
316 i Eng.M40B16 (75kW)	9/91-6/94		R		53-0014		Luc	228,6x42	-ABS, Hand Brake
316 i Eng.M40B16(Kat.) (73kW)	9/91-6/94		F		22-0042-0	22-0042-0K	Gir	Th 17,0	
	9/91-6/94		R		22-0070-1	22-0070-1K	Ate	Th 17,0	
	91-94		F		23-0122			Ø 260,0 Th 12,5-11,1	-ABS
	91-94		F		23-0123			Ø 260,0 Th 22,0-20,4	Vent., +ABS
	91-94		R		23-0084			Ø 258,0 Th 9,9-8,4	+ABS
	9/91-6/94		R		53-0014		Luc	228,6x42	-ABS, Hand Brake
318 i Eng.M40B18 (85kW)	9/87-6/91		F		22-0042-0	22-0042-0K	Gir	Th 17,0	
	9/87-6/91		R		22-0070-1	22-0070-1K	Ate	Th 17,0	
	87-91		F		23-0122			Ø 260,0 Th 12,5-11,1	-ABS
	87-91		F		23-0123			Ø 260,0 Th 22,0-20,4	Vent., +ABS
	87-91		R		23-0084			Ø 258,0 Th 9,9-8,4	+ABS
	9/87-6/91		R		53-0014		Luc	228,6x42	-ABS, Hand Brake
318 i Eng.M40B18(Kat.) (83kW)	4/89-6/94		F		22-0042-0	22-0042-0K	Gir	Th 17,0	
	4/89-6/94		R		22-0070-1	22-0070-1K	Ate	Th 17,0	
	89-94		F		23-0122			Ø 260,0 Th 12,5-11,1	-ABS
	89-94		F		23-0123			Ø 260,0 Th 22,0-20,4	Vent., +ABS
	89-94		R		23-0084			Ø 258,0 Th 9,9-8,4	+ABS
	4/89-6/94		R		53-0014		Luc	228,6x42	-ABS, Hand Brake
320 i Eng.M20B20(Motronic/ Kat.) (95kW)	1/88-12/91		F		22-0042-0	22-0042-0K	Gir	Th 17,0	
	1/88-12/91		R		22-0070-1	22-0070-1K	Ate	Th 17,0	
	88-91		F		23-0123			Ø 260,0 Th 22,0-20,4	Vent.
	88-91		R		23-0084			Ø 258,0 Th 9,9-8,4	
	1/88-12/91		R		53-0014		Luc	228,6x42	-ABS, Hand Brake
324 TD Eng.M21D24 (85kW)	1/88-6/93		F		22-0042-0	22-0042-0K	Gir	Th 17,0	
	1/88-6/93		R		22-0070-1	22-0070-1K	Ate	Th 17,0	
	88-93		F		23-0123			Ø 260,0 Th 22,0-20,4	Vent.
	88-93		R		23-0084			Ø 258,0 Th 9,9-8,4	
	325 i, X Eng.M20B25(Kat.) / M20B25 (125kW)	7/87-10/93		F		22-0042-0	22-0042-0K	Gir	Th 17,0
7/87-10/93		R		22-0070-1	22-0070-1K	Ate	Th 17,0		
87-93		F		23-0123			Ø 260,0 Th 22,0-20,4	Vent., +ABS	
<b>3 III (E36) 9/90-2/98</b>									
316 i Eng.M40B16 (75kW)	9/90-9/93		F		22-0124-0	22-0124-0K	Ate	Th 17,5	
	90-93		F		23-0227			Ø 286,0 Th 12,0-10,4	+ABS
	90-93		R		23-0229C			Ø 280,0 Th 10,0-8,4	(Coated), +ABS
	9/90-9/93		R		53-0016	53-0016K	Ate	160,0x25	+ABS, Hand Brake
	9/90-9/93		R		53-0015		Luc	228,6x42	Hand Brake
	90-93		R		18-0046			Ø 228,6	
316 i Eng.M40B16(Kat.) (73kW)	9/90-9/93		F		22-0124-0	22-0124-0K	Ate	Th 17,5	
	90-93		F		23-0227			Ø 286,0 Th 12,0-10,4	+ABS
	90-93		R		23-0229C			Ø 280,0 Th 10,0-8,4	(Coated), +ABS
	9/90-9/93		R		53-0016	53-0016K	Ate	160,0x25	+ABS, Hand Brake
	9/90-9/93		R		53-0015		Luc	228,6x42	Hand Brake
	90-93		R		18-0046			Ø 228,6	
316 i Eng.M43B16 (75kW)	7/93-2/98		F		22-0124-0	22-0124-0K	Ate	Th 17,5	
	93-98		F		23-0227			Ø 286,0 Th 12,0-10,4	+ABS
	93-98		R		23-0229C			Ø 280,0 Th 10,0-8,4	(Coated), +ABS
	7/93-2/98		R		53-0016	53-0016K	Ate	160,0x25	+ABS, Hand Brake
	7/93-2/98		R		53-0015		Luc	228,6x42	Hand Brake
318 i Eng.M40B18(Kat.) (83kW)	12/90-10/93		F		22-0124-0	22-0124-0K	Ate	Th 17,5	
	12/90-10/93		R		22-0180-0	22-0180-0K	Ate	Th 17,0	
	90-93		F		23-0227			Ø 286,0 Th 12,0-10,4	Exc. Authority cars, +ABS
	95-99		F		23-0474C			Ø 286,0 Th 21,9-20,4	Vent., (Coated), Authority Cars
	90-93		R		23-0229C			Ø 280,0 Th 10,0-8,4	(Coated), +ABS
	12/90-10/93		R		53-0016	53-0016K	Ate	160,0x25	+ABS, Hand Brake
	90-93		R		18-0046			Ø 228,6	Exc. Japan/Australia
318 i Eng.M43B18 (85kW)	10/93-2/98		F		22-0124-0	22-0124-0K	Ate	Th 17,5	
	10/93-2/98		R		22-0180-0	22-0180-0K	Ate	Th 17,0	
	93-98		F		23-0227			Ø 286,0 Th 12,0-10,4	Exc. Authority cars, +ABS
	95-99		F		23-0474C			Ø 286,0 Th 21,9-20,4	Vent., (Coated), Authority Cars
	93-98		R		23-0229C			Ø 280,0 Th 10,0-8,4	(Coated), +ABS
	10/93-2/98		R		53-0016	53-0016K	Ate	160,0x25	+ABS, Hand Brake
	93-98		R		18-0046			Ø 228,6	Exc. Japan/Australia
318 is Eng.M42B18 (103kW)	3/93-9/97		F		22-0124-0	22-0124-0K	Ate	Th 17,5	
	3/93-9/97		R		22-0180-0	22-0180-0K	Ate	Th 17,0	
	93-97		F		23-0474C			Ø 286,0 Th 21,9-20,4	Vent., (Coated)
	93-97		R		23-0229C			Ø 280,0 Th 10,0-8,4	(Coated)



		Spare Parts	F/R	L/R	METELLI ref.	METELLI ref. w/KIT		DIMENSIONS mm.	NOTE
318 is Eng.M42B18 (103kW)	3/93-9/97		R		53-0016	53-0016K	Ate	160,0x25	+ABS, Hand Brake
318 is Eng.M44B19 (103kW)	9/95-2/98		F		22-0124-0	22-0124-0K	Ate	Th 17,5	
	9/95-2/98		R		22-0180-0	22-0180-0K	Ate	Th 17,0	
	95-98		F		23-0474C			Ø 286,0 Th 21,9-20,4	Vent., (Coated)
	95-98		R		23-0229C			Ø 280,0 Th 10,0-8,4	(Coated)
	9/95-2/98		R		53-0016	53-0016K	Ate	160,0x25	+ABS, Hand Brake
318 TDS Eng.M41D18(Inter.) (66kW)	1/95-2/98		F		22-0124-0	22-0124-0K	Ate	Th 17,5	
	1/95-2/98		R		22-0180-0	22-0180-0K	Ate	Th 17,0	
	95-98		F		23-0227			Ø 286,0 Th 12,0-10,4	Exc. Authority cars
	95-99		F		23-0474C			Ø 286,0 Th 21,9-20,4	Vent., (Coated), Authority Cars
	95-98		R		23-0229C			Ø 280,0 Th 10,0-8,4	(Coated)
	1/95-2/98		R		53-0016	53-0016K	Ate	160,0x25	+ABS, Hand Brake
	1/95-2/98		R		53-0015		Luc	228,6x42	Hand Brake
320 i Eng.M50B(206S1)/M52B(206S3)Vanos (110kW)	9/90-2/98		F		22-0124-0	22-0124-0K	Ate	Th 17,5	
	9/90-2/98		R		22-0180-0	22-0180-0K	Ate	Th 17,0	
	90-98		F		23-0474C			Ø 286,0 Th 21,9-20,4	Vent., (Coated)
	90-98		R		23-0229C			Ø 280,0 Th 10,0-8,4	(Coated)
	9/90-2/98		R		53-0016	53-0016K	Ate	160,0x25	+ABS, Hand Brake
323 i 2.5 Eng.M52B25(Vanos) (125kW)	3/95-2/98		F		22-0124-0	22-0124-0K	Ate	Th 17,5	
	3/95-2/98		R		22-0180-0	22-0180-0K	Ate	Th 17,0	
	90-98		F		23-0474C			Ø 286,0 Th 21,9-20,4	Vent., (Coated)
	95-98		R		23-0450C			Ø 276,0 Th 18,8-17,4	Vent., (Coated)
	3/95-2/98		R		53-0016	53-0016K	Ate	160,0x25	+ABS, Hand Brake
325 i Eng.M50B25(Vanos) (141kW)	9/90-9/95		F		22-0124-0	22-0124-0K	Ate	Th 17,5	
	9/90-9/95		R		22-0180-0	22-0180-0K	Ate	Th 17,0	
	90-95		F		23-0474C			Ø 286,0 Th 21,9-20,4	Vent., (Coated)
	90-95		R		23-0229C			Ø 280,0 Th 10,0-8,4	(Coated)
	9/90-9/95		R		53-0016	53-0016K	Ate	160,0x25	+ABS, Hand Brake
325 TD Eng.M51D25 (85kW)	9/91-2/98		F		22-0124-0	22-0124-0K	Ate	Th 17,5	
	9/91-2/98		R		22-0180-0	22-0180-0K	Ate	Th 17,0	
	91-98		F		23-0474C			Ø 286,0 Th 21,9-20,4	Vent., (Coated)
	91-98		R		23-0229C			Ø 280,0 Th 10,0-8,4	(Coated)
	9/91-2/98		R		53-0016	53-0016K	Ate	160,0x25	+ABS, Hand Brake
325 TDS Eng.M51D25(Inter.) (105kW)	5/93-2/98		F		22-0124-0	22-0124-0K	Ate	Th 17,5	
	5/93-2/98		R		22-0180-0	22-0180-0K	Ate	Th 17,0	
	93-98		F		23-0474C			Ø 286,0 Th 21,9-20,4	Vent., (Coated)
	93-98		R		23-0229C			Ø 280,0 Th 10,0-8,4	(Coated)
	5/93-2/98		R		53-0016	53-0016K	Ate	160,0x25	+ABS, Hand Brake
328 i Eng.M52B28 (142kW)	1/95-2/98		F		22-0124-0	22-0124-0K	Ate	Th 17,5	
	1/95-2/98		R		22-0180-0	22-0180-0K	Ate	Th 17,0	
	95-98		F		23-0474C			Ø 286,0 Th 21,9-20,4	Vent., (Coated)
	95-98		R		23-0450C			Ø 276,0 Th 18,8-17,4	Vent., (Coated)
	95-98		R		23-0229C			Ø 280,0 Th 10,0-8,4	(Coated)
M3 3.0 Eng.S50B30 (210kW)	8/94-9/95		F		22-0122-0		Ate	Th 19,5	
	8/94-9/95		R		22-0125-0		Ate	Th 17,0	
	8/94-9/95		R		53-0013	53-0013K	Ate	180,0x25	+ABS, Hand Brake
M3 3.2 Eng.S50B32 (236kW)	9/95-2/98		F		22-0122-0		Ate	Th 19,5	
	9/95-2/98		R		22-0125-0		Ate	Th 17,0	
	9/95-2/98		R		53-0013	53-0013K	Ate	180,0x25	+ABS, Hand Brake
<b>3 III Cabrio, Coupe (E36) 3/92-4/99</b>									
2.0 Eng.M50B20 (110kW)	1/90-4/99		F		22-0124-0	22-0124-0K	Ate	Th 17,5	
316 i (Exc. Cabrio) Eng.M43B16 (75kW)	9/93-4/99		F		22-0124-0	22-0124-0K	Ate	Th 17,5	
	93-99		F		23-0227			Ø 286,0 Th 12,0-10,4	+ABS
	93-99		R		23-0229C			Ø 280,0 Th 10,0-8,4	(Coated), +ABS
	93-99		R		18-0046			Ø 228,6	
318 i (Exc. Coupe) Eng.M43B18 (85kW)	1/94-4/99		F		22-0124-0	22-0124-0K	Ate	Th 17,5	
	1/94-4/99		R		22-0180-0	22-0180-0K	Ate	Th 17,0	
	94-99		F		23-0227			Ø 286,0 Th 12,0-10,4	+ABS
	94-99		R		23-0229C			Ø 280,0 Th 10,0-8,4	(Coated), +ABS
	1/94-4/99		R		53-0016	53-0016K	Ate	160,0x25	+ABS, Hand Brake
318 is (Exc. Cabrio) Eng.M42B18 (103kW)	3/92-10/95		F		22-0124-0	22-0124-0K	Ate	Th 17,5	
	3/92-10/95		R		22-0180-0	22-0180-0K	Ate	Th 17,0	
	92-95		F		23-0474C			Ø 286,0 Th 21,9-20,4	Vent., (Coated)
	92-95		R		23-0229C			Ø 280,0 Th 10,0-8,4	(Coated)
	3/92-10/95		R		53-0016	53-0016K	Ate	160,0x25	+ABS, Hand Brake




		Spare Parts	F/R	L/R	METELLI ref.	METELLI ref. w/KIT		DIMENSIONS mm.	NOTE
319 is (Exc. Cabrio) Eng.M44B19 (103kW)	92-95		F		23-0474C			Ø 286,0 Th 21,9-20,4	Vent., (Coated)
	95-99		R		23-0229C			Ø 280,0 Th 10,0-8,4	(Coated)
320 i Eng.M50B(206S1)/ M52B(206S3)Vanos (110kW)	3/92-4/99		F		22-0124-0	22-0124-0K	Ate	Th 17,5	
	3/92-4/99		R		22-0180-0	22-0180-0K	Ate	Th 17,0	
	92-99		F		23-0474C			Ø 286,0 Th 21,9-20,4	Vent., (Coated)
	92-99		R		23-0229C			Ø 280,0 Th 10,0-8,4	(Coated)
	3/92-4/99		R		53-0016	53-0016K	Ate	160,0x25	+ABS, Hand Brake
323 i 2.5 Eng.M52B25(Vanos) (125kW)	3/95-4/99		F		22-0124-0	22-0124-0K	Ate	Th 17,5	
	3/95-4/99		R		22-0180-0	22-0180-0K	Ate	Th 17,0	
	92-99		F		23-0474C			Ø 286,0 Th 21,9-20,4	Vent., (Coated)
	95-98		R		23-0450C			Ø 276,0 Th 18,8-17,4	Vent., (Coated)
	3/95-4/99		R		53-0016	53-0016K	Ate	160,0x25	+ABS, Hand Brake
325 i Eng.M52B25(Vanos) (141kW)	3/92-4/99		F		22-0124-0	22-0124-0K	Ate	Th 17,5	
	3/92-4/99		R		22-0180-0	22-0180-0K	Ate	Th 17,0	
	92-99		F		23-0474C			Ø 286,0 Th 21,9-20,4	Vent., (Coated)
	92-99		R		23-0229C			Ø 280,0 Th 10,0-8,4	(Coated)
	3/92-4/99		R		53-0016	53-0016K	Ate	160,0x25	+ABS, Hand Brake
328 i cabrio Eng.M52B28 / M52B28TU (142kW)	1/95-4/99		F		22-0124-0	22-0124-0K	Ate	Th 17,5	
	1/95-4/99		R		22-0180-0	22-0180-0K	Ate	Th 17,0	
	95-99		F		23-0474C			Ø 286,0 Th 21,9-20,4	Vent., (Coated)
	95-98		R		23-0229C			Ø 280,0 Th 10,0-8,4	(Coated)
	1/95-4/99		R		53-0016	53-0016K	Ate	160,0x25	+ABS, Hand Brake
328 i coupe Eng.M52B28 (142kW)	1/95-4/99		F		22-0124-0	22-0124-0K	Ate	Th 17,5	
	1/95-4/99		R		22-0180-0	22-0180-0K	Ate	Th 17,0	
	95-99		F		23-0474C			Ø 286,0 Th 21,9-20,4	Vent., (Coated)
	95-99		R		23-0450C			Ø 276,0 Th 18,8-17,4	Vent., (Coated)
	1/95-4/99		R		53-0016	53-0016K	Ate	160,0x25	+ABS, Hand Brake
M3 3.0 Eng.S50B30 (210kW)	10/92-1/95		F		22-0122-0		Ate	Th 19,5	
	10/92-1/95		R		22-0125-0		Ate	Th 17,0	
	10/92-1/95		R		53-0013	53-0013K	Ate	180,0x25	+ABS, Hand Brake
M3 3.0 (Exc. Cabrio) Eng.S50B30 (217kW)	1/95-10/95		F		22-0122-0		Ate	Th 19,5	
	1/95-10/95		R		22-0125-0		Ate	Th 17,0	
	1/95-10/95		R		53-0013	53-0013K	Ate	180,0x25	+ABS, Hand Brake
M3 3.2 Eng.S50B32 (236kW)	10/95-4/99		F		22-0122-0		Ate	Th 19,5	
	10/95-4/99		R		22-0125-0		Ate	Th 17,0	
	10/95-4/99		R		53-0013	53-0013K	Ate	180,0x25	+ABS, Hand Brake
<b>3 III Compact (E36) 3/94-8/00</b>									
316 g Eng.CNGB16K (75kW)	12/95-8/00		F		22-0124-0	22-0124-0K	Ate	Th 17,5	
	95-00		F		23-0227			Ø 286,0 Th 12,0-10,4	
	95-00		R		23-0785			Ø 272,0 Th 10,0-8,4	
	12/95-8/00		R		53-0015		Luc	228,6x42	Hand Brake
316 i Eng.M43164E3 (77kW)	12/98-8/00		F		22-0124-0	22-0124-0K	Ate	Th 17,5	
	98-00		F		23-0227			Ø 286,0 Th 12,0-10,4	
	98-00		R		23-0785			Ø 272,0 Th 10,0-8,4	
316 i Eng.M43B16 (75kW)	3/94-8/00		F		22-0124-0	22-0124-0K	Ate	Th 17,5	
	94-99		F		23-0227			Ø 286,0 Th 12,0-10,4	
	95-00		R		23-0785			Ø 272,0 Th 10,0-8,4	
	3/94-8/00		R		53-0015		Luc	228,6x42	Hand Brake
	94-98		R		18-0046			Ø 228,6	
318 TDS Eng.M41D18(Inter.) (66kW)	1/95-8/00		F		22-0124-0	22-0124-0K	Ate	Th 17,5	
	1/95-8/00		R		22-0180-0	22-0180-0K	Ate	Th 17,0	
	95-00		F		23-0227			Ø 286,0 Th 12,0-10,4	
	95-00		R		23-0785			Ø 272,0 Th 10,0-8,4	
	95-00		R		18-0046			Ø 228,6	
318 ti Eng.M42B18 (103kW)	11/94-8/95		F		22-0124-0	22-0124-0K	Ate	Th 17,5	
	11/94-8/95		R		22-0180-0	22-0180-0K	Ate	Th 17,0	
	95-00		F		23-0227			Ø 286,0 Th 12,0-10,4	
	94-95		R		23-0785			Ø 272,0 Th 10,0-8,4	
	11/94-8/95		R		53-0016	53-0016K	Ate	160,0x25	+ABS, Hand Brake
318 ti Eng.M44B19 (103kW)	7/95-8/00		F		22-0124-0	22-0124-0K	Ate	Th 17,5	
	7/95-8/00		R		22-0180-0	22-0180-0K	Ate	Th 17,0	
	95-98		F		23-0227			Ø 286,0 Th 12,0-10,4	
	98-00		F		23-0474C			Ø 286,0 Th 21,9-20,4	Vent., (Coated), Authority Cars
	95-00		R		23-0785			Ø 272,0 Th 10,0-8,4	
	7/95-8/00		R		53-0016	53-0016K	Ate	160,0x25	+ABS, Hand Brake
323 ti Eng.M52B25(Vanos) (125kW)	8/97-8/00		F		22-0124-0	22-0124-0K	Ate	Th 17,5	
	8/97-8/00		R		22-0180-0	22-0180-0K	Ate	Th 17,0	

		Spare Parts	F/R	L/R	METELLI ref.	METELLI ref. w/KIT		DIMENSIONS mm.	NOTE
323 ti Eng.M52B25(Vanos) (125kW)	97-00		F		23-0474C			Ø 286,0 Th 21,9-20,4	Vent., (Coated), Authority Cars
	98-00		F		23-0227			Ø 286,0 Th 12,0-10,4	
	97-00		R		23-0785			Ø 272,0 Th 10,0-8,4	
	8/97-8/00		R		53-0018	53-0018K	Ate	160,0x20	+ABS, Hand Brake
<b>3 III Touring (E36) 1/95-10/99</b>									
316 i Eng.M43B16 (75kW)	1/96-10/99		F		22-0124-0	22-0124-0K	Ate	Th 17,5	
	95-99		F		23-0474C			Ø 286,0 Th 21,9-20,4	Vent., (Coated), Authority Cars
	96-99		F		23-0227			Ø 286,0 Th 12,0-10,4	Exc. Authority cars
	96-99		R		23-0229C			Ø 280,0 Th 10,0-8,4	(Coated)
	96-99		R		18-0046			Ø 228,6	
318 i Eng.M43B18 (85kW)	7/95-10/99		F		22-0124-0	22-0124-0K	Ate	Th 17,5	
	7/95-10/99		R		22-0180-0	22-0180-0K	Ate	Th 17,0	
	95-99		F		23-0227			Ø 286,0 Th 12,0-10,4	Exc. Authority cars
	95-99		F		23-0474C			Ø 286,0 Th 21,9-20,4	Vent., (Coated), Authority Cars
	95-99		R		23-0229C			Ø 280,0 Th 10,0-8,4	(Coated)
	7/95-10/99		R		53-0016	53-0016K	Ate	160,0x25	Hand Brake
318 TDS Eng.M41D18(Inter.) (66kW)	1/95-10/99		F		22-0124-0	22-0124-0K	Ate	Th 17,5	
	1/95-10/99		R		22-0180-0	22-0180-0K	Ate	Th 17,0	
	95-99		F		23-0227			Ø 286,0 Th 12,0-10,4	
	95-99		R		23-0229C			Ø 280,0 Th 10,0-8,4	(Coated)
	1/95-10/99		R		53-0016	53-0016K	Ate	160,0x25	+ABS, Hand Brake
320 i Eng.M52B(206S3)Vanos (110kW)	1/95-10/99		F		22-0124-0	22-0124-0K	Ate	Th 17,5	
	1/95-10/99		R		22-0180-0	22-0180-0K	Ate	Th 17,0	
	95-99		F		23-0474C			Ø 286,0 Th 21,9-20,4	Vent., (Coated)
	95-99		R		23-0229C			Ø 280,0 Th 10,0-8,4	(Coated)
	1/95-10/99		R		53-0016	53-0016K	Ate	160,0x25	+ABS, Hand Brake
323 i 2.5 Eng.M52B25(Vanos) (125kW)	9/95-10/99		F		22-0124-0	22-0124-0K	Ate	Th 17,5	
	9/95-10/99		R		22-0180-0	22-0180-0K	Ate	Th 17,0	
	95-99		F		23-0474C			Ø 286,0 Th 21,9-20,4	Vent., (Coated)
	95-99		R		23-0450C			Ø 276,0 Th 18,8-17,4	Vent., (Coated)
325 TDS Eng.M51D25(Inter.) (105kW)	9/95-10/99		R		53-0016	53-0016K	Ate	160,0x25	+ABS, Hand Brake
	1/95-10/99		F		22-0124-0	22-0124-0K	Ate	Th 17,5	
	1/95-10/99		R		22-0180-0	22-0180-0K	Ate	Th 17,0	
	95-99		F		23-0474C			Ø 286,0 Th 21,9-20,4	Vent., (Coated)
	95-99		R		23-0229C			Ø 280,0 Th 10,0-8,4	(Coated)
328 i Eng.M52B28 (142kW)	1/95-10/99		R		53-0016	53-0016K	Ate	160,0x25	+ABS, Hand Brake
	1/95-10/99		F		22-0124-0	22-0124-0K	Ate	Th 17,5	
	1/95-10/99		R		22-0180-0	22-0180-0K	Ate	Th 17,0	
	95-99		F		23-0474C			Ø 286,0 Th 21,9-20,4	Vent., (Coated)
	95-99		R		23-0450C			Ø 276,0 Th 18,8-17,4	Vent., (Coated)
<b>3 IV (E46) 2/98-12/04</b>									
316 i Eng.M43164E3 (77kW)	9/98-		F		22-0312-0	22-0312-0K	Ate	Th 17,5	
	9/98-		R		22-0261-0	22-0261-0K	Ate	Th 17,0	
	98-		F		23-0474C			Ø 286,0 Th 21,9-20,4	Vent., (Coated)
	98-05		R		23-0229C			Ø 280,0 Th 10,0-8,4	(Coated), Exc. Authority Cars
	98-05		R		23-0450C			Ø 276,0 Th 18,8-17,4	Vent., (Coated), Authority Cars
316 i Eng.M43B16(164E3) (77kW)	9/98-12/04		R		53-0018	53-0018K	Ate	160,0x20	Hand Brake
	4/00-		F		22-0312-0	22-0312-0K	Ate	Th 17,5	
	4/00-		R		22-0261-0	22-0261-0K	Ate	Th 17,0	
	02-		F		23-0474C			Ø 286,0 Th 21,9-20,4	Vent., (Coated)
316 i Eng.N42B18 (85kW)	02-		R		23-0229C			Ø 280,0 Th 10,0-8,4	(Coated)
	4/00-12/04		R		53-0018	53-0018K	Ate	160,0x20	Hand Brake
	2/02-		F		22-0312-0	22-0312-0K	Ate	Th 17,5	
	2/02-		R		22-0261-0	22-0261-0K	Ate	Th 17,0	
316 i Eng.N45B16A (85kW)	02-		F		23-0474C			Ø 286,0 Th 21,9-20,4	Vent., (Coated)
	02-		R		23-0229C			Ø 280,0 Th 10,0-8,4	(Coated)
	6/02-12/04		R		53-0018	53-0018K	Ate	160,0x20	Hand Brake
	6/02-		F		22-0312-0	22-0312-0K	Ate	Th 17,5	
	6/02-		R		22-0261-0	22-0261-0K	Ate	Th 17,0	
318 D Eng.M47N204D1 (85kW)	9/01-		F		22-0312-0	22-0312-0K	Ate	Th 17,5	
	9/01-		R		22-0261-0	22-0261-0K	Ate	Th 17,0	






























		Spare Parts	F/R	L/R	METELLI ref.	METELLI ref. w/KIT		DIMENSIONS mm.	NOTE
318 D Eng.M47N204D1 (85kW)	9/01-9/01		F		23-0474C			Ø 286,0 Th 21,9-20,4	Vent., (Coated)
			R		23-0450C			Ø 276,0 Th 18,8-17,4	Vent., (Coated)
318 D Eng.M47N204D4 (85kW)	9/01-12/04		R		53-0018	53-0018K	Ate	160,0x20	Hand Brake
			F		22-0312-0	22-0312-0K	Ate	Th 17,5	
318 i Eng.M43B19 (87kW)	3/03-3/03		R		22-0261-0	22-0261-0K	Ate	Th 17,0	
			F		53-0018	53-0018K	Ate	160,0x20	Hand Brake
318 i Eng.M43B19 (87kW)	2/98-9/01		F		22-0312-0	22-0312-0K	Ate	Th 17,5	
			R		22-0261-0	22-0261-0K	Ate	Th 17,0	
318 i Eng.M43B19 (87kW)	98-01-98-01		F		23-0474C			Ø 286,0 Th 21,9-20,4	Vent., (Coated), Exc. Authority Cars
			F		23-0515C			Ø 300,0 Th 21,9-20,4	Vent., (Coated), Authority Cars
			R		23-0229C			Ø 280,0 Th 10,0-8,4	(Coated)
			R		23-0704C			Ø 294,0 Th 19,0-17,4	Vent., (Coated), Incl. Authority Cars, HDB
			R		53-0018	53-0018K	Ate	160,0x20	+ABS, Hand Brake
			R		22-0312-0	22-0312-0K	Ate	Th 17,5	
318 i Eng.N42B20/N46B20 (105kW)	9/01-9/01		F		22-0312-0	22-0312-0K	Ate	Th 17,5	
			R		22-0261-0	22-0261-0K	Ate	Th 17,0	
			F		23-0474C			Ø 286,0 Th 21,9-20,4	Vent., (Coated), Exc. Authority Cars
			F		23-0515C			Ø 300,0 Th 21,9-20,4	Vent., (Coated), Authority Cars
			R		23-0450C			Ø 276,0 Th 18,8-17,4	Vent., (Coated), Exc. Authority Cars
			R		53-0018	53-0018K	Ate	160,0x20	Hand Brake
320 D Eng.M47D20 (100kW)	4/98-9/01		F		22-0312-0	22-0312-0K	Ate	Th 17,5	
			R		22-0261-0	22-0261-0K	Ate	Th 17,0	
			F		23-0474C			Ø 286,0 Th 21,9-20,4	Vent., (Coated)
			F		23-0515C			Ø 300,0 Th 21,9-20,4	Vent., (Coated)
			R		23-0450C			Ø 276,0 Th 18,8-17,4	Vent., (Coated)
			R		23-0704C			Ø 294,0 Th 19,0-17,4	Vent., (Coated), HDB
320 D Eng.M47N204D4 (110kW)	4/98-9/01		R		53-0018	53-0018K	Ate	160,0x20	+ABS, Hand Brake
			F		22-0312-0	22-0312-0K	Ate	Th 17,5	
			R		22-0261-0	22-0261-0K	Ate	Th 17,0	
			F		23-0515C			Ø 300,0 Th 21,9-20,4	Vent., (Coated)
			R		23-0704C			Ø 294,0 Th 19,0-17,4	Vent., (Coated), HDB
			R		53-0018	53-0018K	Ate	160,0x20	+ABS, Hand Brake
320 D Eng.M47R (96kW)	11/02-11/02		F		22-0312-0	22-0312-0K	Ate	Th 17,5	
			R		22-0261-0	22-0261-0K	Ate	Th 17,0	
			F		23-0515C			Ø 300,0 Th 21,9-20,4	Vent., (Coated)
			R		23-0704C			Ø 294,0 Th 19,0-17,4	Vent., (Coated)
			R		53-0018	53-0018K	Ate	160,0x20	+ABS, Hand Brake
320 i Eng.M52B(206S3)Vanos (110kW)	3/98-9/00		R		22-0261-0	22-0261-0K	Ate	Th 17,0	
			F		23-0474C			Ø 286,0 Th 21,9-20,4	Vent., (Coated), Exc. Authority Cars
			R		23-0450C			Ø 276,0 Th 18,8-17,4	Vent., (Coated)
			R		23-0704C			Ø 294,0 Th 19,0-17,4	Vent., (Coated), Incl. Authority Cars, HDB
320 i Eng.M54226S1 (125kW)	9/00-9/00		F		22-0260-0	22-0260-0K	Ate	Th 17,5	
			R		22-0261-0	22-0261-0K	Ate	Th 17,0	
			F		23-0474C			Ø 286,0 Th 21,9-20,4	Vent., (Coated), Exc. Authority Cars
			F		23-0515C			Ø 300,0 Th 21,9-20,4	Vent., (Coated), Authority Cars
			R		23-0450C			Ø 276,0 Th 18,8-17,4	Vent., (Coated), Exc. Authority Cars
323 i Eng.M52B25(Vanos) (125kW)	3/98-9/00		F		22-0260-0	22-0260-0K	Ate	Th 17,5	
			R		22-0261-0	22-0261-0K	Ate	Th 17,0	
			F		23-0474C			Ø 286,0 Th 21,9-20,4	Vent., (Coated), Exc. Authority Cars
			F		23-0515C			Ø 300,0 Th 21,9-20,4	Vent., (Coated), Authority Cars
			R		23-0450C			Ø 276,0 Th 18,8-17,4	Vent., (Coated), Exc. Authority Cars
			R		23-0704C			Ø 294,0 Th 19,0-17,4	Vent., (Coated), Incl. Authority Cars, HDB
325 i, xi Eng.M54256S5 (141kW)	3/98-9/00		R		53-0018	53-0018K	Ate	160,0x20	+ABS, Hand Brake
			F		22-0260-0	22-0260-0K	Ate	Th 17,5	
			R		22-0261-0	22-0261-0K	Ate	Th 17,0	
			F		23-0515C			Ø 300,0 Th 21,9-20,4	Vent., (Coated), Exc. Authority Cars
			F		23-0518C			Ø 325,0 Th 24,9-23,4	Vent., (Coated), Incl. Authority Cars, HDB
			R		23-0704C			Ø 294,0 Th 19,0-17,4	Vent., (Coated), Exc. Xi, HDB
328 i Eng.M52B28 (142kW)	9/00-00-05		R		23-0519C			Ø 320,0 Th 21,9-20,4	Vent., (Coated), Authority Cars
			R		53-0017	53-0017K	Ate	185,0x20	Hand Brake
			F		22-0260-0	22-0260-0K	Ate	Th 17,5	
			R		22-0261-0	22-0261-0K	Ate	Th 17,0	
			F		23-0515C			Ø 300,0 Th 21,9-20,4	Vent., (Coated)
330 D, xd Eng.M57D30 (135kW)	2/98-6/00		R		23-0704C			Ø 294,0 Th 19,0-17,4	Vent., (Coated), HDB
			R		53-0018	53-0018K	Ate	160,0x20	Hand Brake
330 D, xd Eng.M57D30 (135kW)	10/99-10/99		F		22-0207-3	22-0207-3K	Ate	Th 19,5	
			R		22-0560-0	22-0560-0K	Ate	Th 17,0	
			F		23-0518C			Ø 325,0 Th 24,9-23,4	Vent., (Coated)

			Spare Parts	F/R	L/R	METELLI ref.	METELLI ref. w/KIT		DIMENSIONS mm.	NOTE
330 D, xd Eng.M57D30 (135kW)			99-	R		23-0519C			Ø 320,0 Th 21,9-20,4	Vent., (Coated)
			10/99-12/04	R		53-0017	53-0017K	Ate	185,0x20	Hand Brake
330 D, xd Eng.M57N306D2 (150kW)			3/03-	F		22-0207-3	22-0207-3K	Ate	Th 19,5	
			3/03-	R		22-0560-0	22-0560-0K	Ate	Th 17,0	
			03-	F		23-0518C			Ø 325,0 Th 24,9-23,4	Vent., (Coated)
			03-	R		23-0519C			Ø 320,0 Th 21,9-20,4	Vent., (Coated)
330 i, xi Eng.M54306S3 (170kW)			3/03-12/04	R		53-0017	53-0017K	Ate	185,0x20	Hand Brake
			6/00-	F		22-0207-3	22-0207-3K	Ate	Th 19,5	
			6/00-	R		22-0560-0	22-0560-0K	Ate	Th 17,0	
			00-	F		23-0518C			Ø 325,0 Th 24,9-23,4	Vent., (Coated)
			00-	R		23-0519C			Ø 320,0 Th 21,9-20,4	Vent., (Coated)
			6/00-12/04	R		53-0017	53-0017K	Ate	185,0x20	Hand Brake
<b>3 IV Cabrio, Coupe (E46) 4/99-12/04</b>										
3.2 M3 Eng.S54326S4 / S54B32 (252kW)			6/00-	F		22-0207-5	22-0207-5K	Ate	Th 19,5	
			6/00-	R		22-0560-0	22-0560-0K	Ate	Th 17,0	
			6/00-12/04	R		53-0019	53-0019K	Ate	185,0x30	Hand Brake
3.2 M3 CSL (Exc. Cabrio) Eng.S54N326S4 (265kW)			6/03-	F		22-0207-5	22-0207-5K	Ate	Th 19,5	
			6/03-	R		22-0560-0	22-0560-0K	Ate	Th 17,0	
			6/03-12/04	R		53-0019	53-0019K	Ate	185,0x30	Hand Brake
316 Ci (Exc. Cabrio) Eng.M43B16(164E3) (77kW)			4/00-	F		22-0312-0	22-0312-0K	Ate	Th 17,5	
			4/00-	R		22-0261-0	22-0261-0K	Ate	Th 17,0	
			00-	F		23-0474C			Ø 286,0 Th 21,9-20,4	Vent., (Coated)
			00-	R		23-0229C			Ø 280,0 Th 10,0-8,4	(Coated)
316 Ci (Exc. Cabrio) Eng.N45B16A (85kW)			6/02-	F		22-0312-0	22-0312-0K	Ate	Th 17,5	
			6/02-	R		22-0261-0	22-0261-0K	Ate	Th 17,0	
			02-	R		23-0229C			Ø 280,0 Th 10,0-8,4	(Coated)
318 Eng.M44B19 (103kW)			1/98-12/01	F		22-0312-0	22-0312-0K	Ate	Th 17,5	
			1/98-12/01	R		22-0261-0	22-0261-0K	Ate	Th 17,0	
318 Ci Eng.N42B20/N46B20 (105kW)			9/01-	F		22-0312-0	22-0312-0K	Ate	Th 17,5	
			9/01-	R		22-0261-0	22-0261-0K	Ate	Th 17,0	
			99-	F		23-0474C			Ø 286,0 Th 21,9-20,4	Vent., (Coated), Exc. Coupè
			01-	R		23-0450C			Ø 276,0 Th 18,8-17,4	Vent., (Coated), Exc. Coupè
318 Ci Eng.N46B20B (110kW)			2/05-	F		22-0312-0	22-0312-0K	Ate	Th 17,5	
			2/05-	R		22-0261-0	22-0261-0K	Ate	Th 17,0	
			99-	F		23-0474C			Ø 286,0 Th 21,9-20,4	Vent., (Coated)
			05-	R		23-0450C			Ø 276,0 Th 18,8-17,4	Vent., (Coated), Exc. Coupè
318 Ci (Exc. Cabrio) Eng.M43B19 (87kW)			11/99-9/01	F		22-0312-0	22-0312-0K	Ate	Th 17,5	
			11/99-9/01	R		22-0261-0	22-0261-0K	Ate	Th 17,0	
			99-	R		23-0229C			Ø 280,0 Th 10,0-8,4	(Coated)
			99-	R		23-0704C			Ø 294,0 Th 19,0-17,4	Vent., (Coated), HDB
320 CD Eng.M47N204D4 (110kW)			11/03-	F		22-0312-0	22-0312-0K	Ate	Th 17,5	
			11/03-	R		22-0261-0	22-0261-0K	Ate	Th 17,0	
			03-	F		23-0515C			Ø 300,0 Th 21,9-20,4	Vent., (Coated)
			03-	R		23-0704C			Ø 294,0 Th 19,0-17,4	Vent., (Coated)
320 Ci Eng.M54226S1/ M54B22 (125kW)			9/00-	F		22-0260-0	22-0260-0K	Ate	Th 17,5	
			9/00-	R		22-0261-0	22-0261-0K	Ate	Th 17,0	
			00-	F		23-0474C			Ø 286,0 Th 21,9-20,4	Vent., (Coated)
			00-	F		23-0515C			Ø 300,0 Th 21,9-20,4	Vent., (Coated), Exc. Coupè
			00-	R		23-0450C			Ø 276,0 Th 18,8-17,4	Vent., (Coated), Exc. Cabrio
			00-06	R		23-0704C			Ø 294,0 Th 19,0-17,4	Vent., (Coated), Exc. Coupè
320 Ci (Exc. Cabrio) Eng.M52B(206S4) (110kW)			9/00-12/04	R		53-0018	53-0018K	Ate	160,0x20	+ABS, Hand Brake
			8/99-9/00	R		22-0261-0	22-0261-0K	Ate	Th 17,0	
			99-	F		23-0474C			Ø 286,0 Th 21,9-20,4	Vent., (Coated)
			99-	R		23-0450C			Ø 276,0 Th 18,8-17,4	Vent., (Coated)
			99-	R		23-0704C			Ø 294,0 Th 19,0-17,4	Vent., (Coated), HDB
323 Ci Eng.M52B25(Vanos) (125kW)			8/99-9/00	R		53-0018	53-0018K	Ate	160,0x20	+ABS, Hand Brake
			4/99-9/00	F		22-0260-0	22-0260-0K	Ate	Th 17,5	
			4/99-9/00	R		22-0261-0	22-0261-0K	Ate	Th 17,0	
			99-	F		23-0474C			Ø 286,0 Th 21,9-20,4	Vent., (Coated), Exc. Cabrio
			99-	R		23-0450C			Ø 276,0 Th 18,8-17,4	Vent., (Coated), Exc. Cabrio
			99-	R		23-0704C			Ø 294,0 Th 19,0-17,4	Vent., (Coated), Exc. Coupè, HDB
325 Ci Eng.M54256S5 (141kW)			4/99-9/00	R		53-0018	53-0018K	Ate	160,0x20	+ABS, Hand Brake
			9/00-	F		22-0260-0	22-0260-0K	Ate	Th 17,5	
			9/00-	R		22-0261-0	22-0261-0K	Ate	Th 17,0	
			9/00-	F		23-0515C			Ø 300,0 Th 21,9-20,4	Vent., (Coated)
			9/00-	F		23-0518C			Ø 325,0 Th 24,9-23,4	Vent., (Coated), HDB
9/00-	R		23-0704C			Ø 294,0 Th 19,0-17,4	Vent., (Coated), HDB			






















		Spare Parts	F/R	L/R	METELLI ref.	METELLI ref. w/KIT		DIMENSIONS mm.	NOTE
328 Ci (Exc. Cabrio) Eng.M52B28 (142kW)	4/99-6/00	F	F		22-0260-0	22-0260-0K	Ate	Th 17,5	
	4/99-6/00		R		22-0261-0	22-0261-0K	Ate	Th 17,0	
	99-	R	F		23-0515C			Ø 300,0 Th 21,9-20,4	Vent., (Coated)
	99-		R		23-0704C			Ø 294,0 Th 19,0-17,4	Vent., (Coated), HDB
	4/99-6/00		R		53-0018	53-0018K	Ate	160,0x20	Hand Brake
330 CD Eng.M57N306D2 (150kW)	3/03-	F	F		22-0207-3	22-0207-3K	Ate	Th 19,5	
	3/03-		R		22-0560-0	22-0560-0K	Ate	Th 17,0	
	03-	R	F		23-0518C			Ø 325,0 Th 24,9-23,4	Vent., (Coated)
	03-		R		23-0519C			Ø 320,0 Th 21,9-20,4	Vent., (Coated)
330 Ci Eng.M54306S3 (170kW)	6/00-	F	F		22-0207-3	22-0207-3K	Ate	Th 19,5	
	6/00-		R		22-0560-0	22-0560-0K	Ate	Th 17,0	
	00-	R	F		23-0518C			Ø 325,0 Th 24,9-23,4	Vent., (Coated)
	00-		R		23-0519C			Ø 320,0 Th 21,9-20,4	Vent., (Coated)
	<b>3 IV Compact (E46) 6/01-12/04</b>								
316 ti Eng.N42B18 (85kW)	6/01-	F	F		22-0312-0	22-0312-0K	Ate	Th 17,5	
	6/01-		R		22-0261-0	22-0261-0K	Ate	Th 17,0	
	01-		F		23-0474C			Ø 286,0 Th 21,9-20,4	Vent., (Coated)
318 tD Eng.M47N204D4 (85kW)	3/03-	F	F		22-0312-0	22-0312-0K	Ate	Th 17,5	
	3/03-		R		22-0261-0	22-0261-0K	Ate	Th 17,0	
	01-	R	F		23-0474C			Ø 286,0 Th 21,9-20,4	Vent., (Coated)
	03-		R		23-0450C			Ø 276,0 Th 18,8-17,4	Vent., (Coated)
	3/03-12/04		R		53-0018	53-0018K	Ate	160,0x20	+ABS, Hand Brake
318 ti Eng.N42B20/N46B20 (105kW)	9/01-	F	F		22-0312-0	22-0312-0K	Ate	Th 17,5	
	9/01-		R		22-0261-0	22-0261-0K	Ate	Th 17,0	
	01-	R	F		23-0474C			Ø 286,0 Th 21,9-20,4	Vent., (Coated)
	01-		R		23-0450C			Ø 276,0 Th 18,8-17,4	Vent., (Coated)
	9/01-12/04		R		53-0018	53-0018K	Ate	160,0x20	+ABS, Hand Brake
320 tD Eng.M47N204D4 (110kW)	9/01-	F	F		22-0312-0	22-0312-0K	Ate	Th 17,5	
	9/01-		R		22-0261-0	22-0261-0K	Ate	Th 17,0	
	01-05	R	F		23-0515C			Ø 300,0 Th 21,9-20,4	Vent., (Coated)
	01-		R		23-0704C			Ø 294,0 Th 19,0-17,4	Vent., (Coated)
325 ti Eng.M54256S5 (141kW)	6/01-	F	F		22-0260-0	22-0260-0K	Ate	Th 17,5	
	6/01-		R		22-0261-0	22-0261-0K	Ate	Th 17,0	
	01-	R	F		23-0515C			Ø 300,0 Th 21,9-20,4	Vent., (Coated)
	01-		R		23-0704C			Ø 294,0 Th 19,0-17,4	Vent., (Coated)
	<b>3 IV Touring (E46) 10/99-12/04</b>								
316 i Eng.N42B18 (85kW)	3/02-	F	F		22-0312-0	22-0312-0K	Ate	Th 17,5	
	3/02-		R		22-0261-0	22-0261-0K	Ate	Th 17,0	
	02-	R	F		23-0474C			Ø 286,0 Th 21,9-20,4	Vent., (Coated)
	02-		R		23-0450C			Ø 276,0 Th 18,8-17,4	Vent., (Coated)
316 i Eng.N45B16A (85kW)	6/02-	F	F		22-0312-0	22-0312-0K	Ate	Th 17,5	
	6/02-		R		22-0261-0	22-0261-0K	Ate	Th 17,0	
	02-		F		23-0474C			Ø 286,0 Th 21,9-20,4	Vent., (Coated)
318 D Eng.M47N204D4 (85kW)	3/02-	F	F		22-0312-0	22-0312-0K	Ate	Th 17,5	
	3/02-		R		22-0261-0	22-0261-0K	Ate	Th 17,0	
	02-	R	F		23-0474C			Ø 286,0 Th 21,9-20,4	Vent., (Coated), Exc. Authority Cars
	02-05		F		23-0515C			Ø 300,0 Th 21,9-20,4	Vent., (Coated), Authority Cars
	02-		R		23-0450C			Ø 276,0 Th 18,8-17,4	Vent., (Coated), Exc. Authority Cars
99-05		R		23-0704C			Ø 294,0 Th 19,0-17,4	Vent., (Coated), Authority Cars	
318 i Eng.M43B19 (87kW)	10/99-9/01	F	F		22-0312-0	22-0312-0K	Ate	Th 17,5	
	10/99-9/01		R		22-0261-0	22-0261-0K	Ate	Th 17,0	
	99-	R	F		23-0474C			Ø 286,0 Th 21,9-20,4	Vent., (Coated), Exc. Authority Cars
	99-		R		23-0450C			Ø 276,0 Th 18,8-17,4	Vent., (Coated)
	99-05		R		23-0704C			Ø 294,0 Th 19,0-17,4	Vent., (Coated), Authority Cars
10/99-9/01		R		53-0018	53-0018K	Ate	160,0x20	+ABS, Hand Brake	
318 i Eng.N42B20/N46B20 (105kW)	9/01-	F	F		22-0312-0	22-0312-0K	Ate	Th 17,5	
	9/01-		R		22-0261-0	22-0261-0K	Ate	Th 17,0	
	01-	R	F		23-0474C			Ø 286,0 Th 21,9-20,4	Vent., (Coated)
	01-		R		23-0450C			Ø 276,0 Th 18,8-17,4	Vent., (Coated)
	99-05		R		23-0704C			Ø 294,0 Th 19,0-17,4	Vent., (Coated), Authority Cars
9/01-12/04		R		53-0018	53-0018K	Ate	160,0x20	+ABS, Hand Brake	
320 D Eng.M47D20 (100kW)	3/00-9/01	F	F		22-0312-0	22-0312-0K	Ate	Th 17,5	
	3/00-9/01		R		22-0261-0	22-0261-0K	Ate	Th 17,0	
	00-	R	F		23-0474C			Ø 286,0 Th 21,9-20,4	Vent., (Coated), Exc. Authority Cars
	00-01		F		23-0515C			Ø 300,0 Th 21,9-20,4	Vent., (Coated), Authority Cars
	00-		R		23-0450C			Ø 276,0 Th 18,8-17,4	Vent., (Coated), Exc. Authority Cars
	00-01		R		23-0704C			Ø 294,0 Th 19,0-17,4	Vent., (Coated), Authority Cars




		Spare Parts	F/R	L/R	METELLI ref.	METELLI ref. w/KIT		DIMENSIONS mm.	NOTE
320 D Eng.M47D20 (100kW)	3/00-9/01		R		53-0018	53-0018K	Ate	160,0x20	+ABS, Hand Brake
320 D Eng.M47N204D4 (110kW)	9/01-		F		22-0312-0	22-0312-0K	Ate	Th 17,5	
	9/01-		R		22-0261-0	22-0261-0K	Ate	Th 17,0	
	01-		F		23-0474C			Ø 286,0 Th 21,9-20,4	Vent., (Coated), Exc. Authority Cars
	9/01-		F		23-0515C			Ø 300,0 Th 21,9-20,4	Vent., (Coated), HDB
	9/01-		R		23-0704C			Ø 294,0 Th 19,0-17,4	Vent., (Coated), HDB
	9/01-12/04		R		53-0018	53-0018K	Ate	160,0x20	+ABS, Hand Brake
320 i Eng.M52B(206S3)Vanos (110kW)	10/99-9/00		R		22-0261-0	22-0261-0K	Ate	Th 17,0	
	99-		F		23-0474C			Ø 286,0 Th 21,9-20,4	Vent., (Coated), Exc. Authority Cars
	99-05		R		23-0450C			Ø 276,0 Th 18,8-17,4	Vent., (Coated), Exc. Authority Cars
	99-05		R		23-0704C			Ø 294,0 Th 19,0-17,4	Vent., (Coated), Authority Cars
	10/99-9/00		R		53-0018	53-0018K	Ate	160,0x20	+ABS, Hand Brake
320 i Eng.M54226S1 (125kW)	9/00-		F		22-0260-0	22-0260-0K	Ate	Th 17,5	
	9/00-		R		22-0261-0	22-0261-0K	Ate	Th 17,0	
	00-		F		23-0474C			Ø 286,0 Th 21,9-20,4	Vent., (Coated), Exc. Authority Cars
	00-		F		23-0515C			Ø 300,0 Th 21,9-20,4	Vent., (Coated)
	00-		R		23-0450C			Ø 276,0 Th 18,8-17,4	Vent., (Coated), Exc. Authority Cars
	9/00-12/04		R		53-0018	53-0018K	Ate	160,0x20	+ABS, Hand Brake
	325 i, xi Eng.M54256S5 (141kW)	9/00-		F		22-0260-0	22-0260-0K	Ate	Th 17,5
9/00-		R			22-0261-0	22-0261-0K	Ate	Th 17,0	
00-05			F		23-0515C			Ø 300,0 Th 21,9-20,4	Vent., (Coated)
00-			R		23-0704C			Ø 294,0 Th 19,0-17,4	Vent., (Coated)
328 i Eng.M52B28 (142kW)	10/99-6/00		F		22-0260-0	22-0260-0K	Ate	Th 17,5	
	10/99-6/00		R		22-0261-0	22-0261-0K	Ate	Th 17,0	
	99-		F		23-0515C			Ø 300,0 Th 21,9-20,4	Vent., (Coated)
	99-00		R		23-0704C			Ø 294,0 Th 19,0-17,4	Vent., (Coated)
	10/99-6/00			R		53-0018	53-0018K	Ate	160,0x20
330 D, xd Eng.M57D30 (135kW)	10/99-		F		22-0207-3	22-0207-3K	Ate	Th 19,5	
	10/99-		R		22-0560-0	22-0560-0K	Ate	Th 17,0	
	99-		F		23-0518C			Ø 325,0 Th 24,9-23,4	Vent., (Coated)
	99-		R		23-0519C			Ø 320,0 Th 21,9-20,4	Vent., (Coated)
330 D, xd Eng.M57N306D2 (150kW)	3/03-		F		22-0207-3	22-0207-3K	Ate	Th 19,5	
	3/03-		R		22-0560-0	22-0560-0K	Ate	Th 17,0	
	03-		F		23-0518C			Ø 325,0 Th 24,9-23,4	Vent., (Coated)
	03-		R		23-0519C			Ø 320,0 Th 21,9-20,4	Vent., (Coated)
330 i, xi Eng.M54306S3 (170kW)	6/00-		F		22-0207-3	22-0207-3K	Ate	Th 19,5	
	6/00-		R		22-0560-0	22-0560-0K	Ate	Th 17,0	
	00-		F		23-0518C			Ø 325,0 Th 24,9-23,4	Vent., (Coated)
	00-		R		23-0519C			Ø 320,0 Th 21,9-20,4	Vent., (Coated)
<b>3 V (E90) 1/05-</b>									
316d (85kW)	10/09-		R		53-0018	53-0018K	Ate	160,0x20	Hand Brake
316i Eng.N43B16A (90kW)	07-		F		22-0557-5	22-0557-5K	Ate	Th 20,0	
	07-		F		23-0870			Ø 300,0 Th 24,0-22,4	Vent.
	07-		R		23-0814			Ø 296,0 Th 10,0-8,4	
	9/07-			R		53-0018	53-0018K	Ate	160,0x20
316i Eng.N45B16A (85kW)	06-07		F		22-0640-0	22-0640-0K	Ate	Th 17,5	
	07-		F		22-0557-3	22-0557-3K	Ate	Th 20,0	
	06-		R		22-0641-0	22-0641-0K	Gir	Th 17,0	
	06-8/07		F		23-0811			Ø 292,0 Th 22,0-20,4	Vent.
	9/07-		F		23-0870			Ø 300,0 Th 24,0-22,4	Vent.
	06-8/07		R		23-0814			Ø 296,0 Th 10,0-8,4	
2/06-		R		53-0018	53-0018K	Ate	160,0x20	Hand Brake	
318 D Eng.M47T2D20 (90kW)	07-		F		22-0557-3	22-0557-3K	Ate	Th 20,0	
	9/05-07		F		22-0640-0	22-0640-0K	Ate	Th 17,5	
	07-		R		22-0642-0	22-0642-0K	Ate	Th 17,0	
	9/05-07		R		22-0641-0	22-0641-0K	Gir	Th 17,0	
	05-07		F		23-0811			Ø 292,0 Th 22,0-20,4	Vent., IP
	9/05-8/07		F		23-0870			Ø 300,0 Th 24,0-22,4	Vent., IP
	05-07		R		23-0818			Ø 300,0 Th 20,0-18,4	Vent., IP
	05-8/07		R		23-0814			Ø 296,0 Th 10,0-8,4	
9/05-		R		53-0018	53-0018K	Ate	160,0x20	Hand Brake	
318 D Eng.N47D20A (105kW)	07-		F		22-0557-3	22-0557-3K	Ate	Th 20,0	
	07-		R		22-0642-0	22-0642-0K	Ate	Th 17,0	
	07-		F		23-0870			Ø 300,0 Th 24,0-22,4	Vent., IP
	07-		R		23-0818			Ø 300,0 Th 20,0-18,4	Vent., IP
	10/07-			R		53-0018	53-0018K	Ate	160,0x20

































		Spare Parts	F/R	L/R	METELLI ref.	METELLI ref. w/KIT		DIMENSIONS mm.	NOTE
318i Eng.N42B20 (105kW)	07-		F		22-0557-3	22-0557-3K	Ate	Th 20,0	
			R		22-0642-0	22-0642-0K	Ate	Th 17,0	
	07-		F		23-0870			Ø 300,0 Th 24,0-22,4	Vent.
			R		23-0814			Ø 296,0 Th 10,0-8,4	
	07-		R		23-0818			Ø 300,0 Th 20,0-18,4	Vent.
10/07-		R		53-0018	53-0018K	Ate	160,0x20	Hand Brake	
318i Eng.N46B20 (95kW)	07-		F		22-0557-3	22-0557-3K	Ate	Th 20,0	
			R		22-0640-0	22-0640-0K	Ate	Th 17,5	
	9/05-07		R		22-0642-0	22-0642-0K	Ate	Th 17,0	
	9/05-07		R		22-0641-0	22-0641-0K	Gir	Th 17,0	
	05-		F		23-0811			Ø 292,0 Th 22,0-20,4	Vent.
			F		23-0870			Ø 300,0 Th 24,0-22,4	Vent., IP
	05-		F		23-0986			Ø 312,0 Th 24,0-22,4	Vent., IP
	05-8/07		R		23-0814			Ø 296,0 Th 10,0-8,4	
	3/07-8/07		R		23-0818			Ø 300,0 Th 20,0-18,4	Vent., IP
	9/05-		R		53-0018	53-0018K	Ate	160,0x20	Hand Brake
320 D Eng.M47N204D4 (110kW)	09-		F		22-0558-6	22-0558-6K	Ate	Th 20,0	
			R		22-0642-0	22-0642-0K	Ate	Th 17,0	
	09-		R		23-0818			Ø 300,0 Th 20,0-18,4	Vent., Exc. Authority Cars
320 D Eng.M47N204D5 (120kW)	05-07		F		22-0557-3	22-0557-3K	Ate	Th 20,0	
			R		22-0558-6	22-0558-6K	Ate	Th 20,0	
	1/05-		R		22-0642-0	22-0642-0K	Ate	Th 17,0	
	05-		F		23-0870			Ø 300,0 Th 24,0-22,4	Vent.
			F		23-0986			Ø 312,0 Th 24,0-22,4	Vent., IP
	05-07		F		23-0872			Ø 330,0 Th 24,0-22,4	Vent., Incl. Authority Cars
	05-		R		23-0871			Ø 300,0 Th 20,0-18,4	Vent.
	05-07		R		23-0818			Ø 300,0 Th 20,0-18,4	Vent., Exc. Authority Cars
	1/05-		R		53-0018	53-0018K	Ate	160,0x20	Hand Brake
320 D, xd Eng.N47D20A (130kW)	07-		F		22-0558-6	22-0558-6K	Ate	Th 20,0	
			R		22-0642-0	22-0642-0K	Ate	Th 17,0	
	10/07-		F		23-0872			Ø 330,0 Th 24,0-22,4	Vent., Authority Cars
	07-		R		23-0818			Ø 300,0 Th 20,0-18,4	Vent., Exc. Authority Cars
	07-		R		23-0873			Ø 336,0 Th 22,0-20,4	Vent., Incl. Authority Cars
10/07-		R		53-0018	53-0018K	Ate	160,0x20	Hand Brake	
320 si Eng.N45B20A (127kW)	06-		F		22-0557-3	22-0557-3K	Ate	Th 20,0	
			R		22-0642-0	22-0642-0K	Ate	Th 17,0	
	06-		F		23-0870			Ø 300,0 Th 24,0-22,4	Vent., IP
			R		23-0871			Ø 300,0 Th 20,0-18,4	Vent.
	5/06-		R		53-0018	53-0018K	Ate	160,0x20	Hand Brake
320i Eng.N43B20A (125kW)	07-		F		22-0557-3	22-0557-3K	Ate	Th 20,0	
			R		22-0642-0	22-0642-0K	Ate	Th 17,0	
	07-		F		23-0986			Ø 312,0 Th 24,0-22,4	Vent., IP
			F		23-0870			Ø 300,0 Th 24,0-22,4	Vent.
	9/07-		R		23-0814			Ø 296,0 Th 10,0-8,4	
	07-		R		23-0818			Ø 300,0 Th 20,0-18,4	Vent.
10/07-		R		53-0018	53-0018K	Ate	160,0x20	Hand Brake	
320i Eng.N46B20A/C (110kW)	05-07		F		22-0640-0	22-0640-0K	Ate	Th 17,5	
			R		22-0557-3	22-0557-3K	Ate	Th 20,0	
	05-07		R		22-0641-0	22-0641-0K	Gir	Th 17,0	
	07-		R		22-0642-0	22-0642-0K	Ate	Th 17,0	
	05-		F		23-0811			Ø 292,0 Th 22,0-20,4	Vent.
			F		23-0870			Ø 300,0 Th 24,0-22,4	Vent., IP
	05-		F		23-0986			Ø 312,0 Th 24,0-22,4	Vent., IP
	05-		R		23-0871			Ø 300,0 Th 20,0-18,4	Vent.
	05-8/07		R		23-0814			Ø 296,0 Th 10,0-8,4	
	12/04-8/07		R		23-0818			Ø 300,0 Th 20,0-18,4	Vent., IP
1/05-		R		53-0018	53-0018K	Ate	160,0x20	Hand Brake	
325 Eng.N52NB25A (130kW)	09-		F		22-0558-6	22-0558-6K	Ate	Th 20,0	
			R		22-0557-3	22-0557-3K	Ate	Th 20,0	
	4/06-6/07		R		22-0642-0	22-0642-0K	Ate	Th 17,0	
	06-07		F		23-0986			Ø 312,0 Th 24,0-22,4	Vent., IP
			R		23-0818			Ø 300,0 Th 20,0-18,4	Vent.
	4/06-6/07		R		53-0018	53-0018K	Ate	160,0x20	Hand Brake
325 D Eng.M57306D3 (145kW)	9/06-		F		22-0557-3	22-0557-3K	Ate	Th 20,0	
			R		22-0643-0	22-0643-0K	Ate	Th 17,0	
	06-		F		23-0872			Ø 330,0 Th 24,0-22,4	Vent., Exc. Authority Cars
			R		23-0873			Ø 336,0 Th 22,0-20,4	Vent.


		Spare Parts	F/R	L/R	METELLI ref.	METELLI ref. w/KIT		DIMENSIONS mm.	NOTE
325 D Eng.M57306D3 (145kW)	9/06-		R		53-0018	53-0018K	Ate	160,0x20	Hand Brake
325i Eng.N52B30A (160kW)	9/08-		F		22-0558-6	22-0558-6K	Ate	Th 20,0	
	9/08-		R		22-0642-0	22-0642-0K	Ate	Th 17,0	
	08-		F		23-0986			Ø 312,0 Th 24,0-22,4	Vent., IP
	9/08-		F		23-0872			Ø 330,0 Th 24,0-22,4	Vent., IP
	9/08-		R		23-0818			Ø 300,0 Th 20,0-18,4	Vent.
	9/08-		R		53-0018	53-0018K	Ate	160,0x20	Hand Brake
325i, xi Eng.N52B25C (160kW)	05-07		F		22-0557-3	22-0557-3K	Ate	Th 20,0	
	07-		F		22-0558-6	22-0558-6K	Ate	Th 20,0	
	1/05-		R		22-0642-0	22-0642-0K	Ate	Th 17,0	
	05-		F		23-0870			Ø 300,0 Th 24,0-22,4	Vent.
	05-		F		23-0986			Ø 312,0 Th 24,0-22,4	Vent., IP
	05-		F		23-0872			Ø 330,0 Th 24,0-22,4	Vent., IP
	05-		R		23-0818			Ø 300,0 Th 20,0-18,4	Vent.
	05-		R		23-0873			Ø 336,0 Th 22,0-20,4	Vent., HDB, IP
	1/05-		R		53-0018	53-0018K	Ate	160,0x20	Hand Brake
	328 i Eng.N52NB30A (187kW)	05-07		F		22-0558-6	22-0558-6K	Ate	Th 20,0
05-07			R		22-0642-0	22-0642-0K	Ate	Th 17,0	
05-07			F		23-0986			Ø 312,0 Th 24,0-22,4	Vent., IP
05-07			R		23-0818			Ø 300,0 Th 20,0-18,4	Vent.
330 D, xd Eng.M57T2D30 (170kW)	07-		F		22-0558-4	22-0558-4K	Ate	Th 20,0	
	9/05-07		F		22-0557-3	22-0557-3K	Ate	Th 20,0	
	9/05-		R		22-0643-0	22-0643-0K	Ate	Th 17,0	
	05-07		F		23-0872			Ø 330,0 Th 24,0-22,4	Vent.
	05-		R		23-0873			Ø 336,0 Th 22,0-20,4	Vent.
	9/05-		R		53-0018	53-0018K	Ate	160,0x20	Hand Brake
330 D, xd Eng.N57D30A (180kW)	9/08-		F		22-0558-4	22-0558-4K	Ate	Th 20,0	
	9/08-		R		22-0643-0	22-0643-0K	Ate	Th 17,0	
	9/08-		F		23-0874			Ø 348,0 Th 30,0-28,4	Vent.
	9/08-		R		23-0873			Ø 336,0 Th 22,0-20,4	Vent.
	9/08-		R		53-0018	53-0018K	Ate	160,0x20	Hand Brake
330i, xi Eng.N52B30A (190kW)	07-		F		22-0558-4	22-0558-4K	Ate	Th 20,0	
	1/05-07		F		22-0557-3	22-0557-3K	Ate	Th 20,0	
	1/05-		R		22-0643-0	22-0643-0K	Ate	Th 17,0	
	05-07		F		23-0872			Ø 330,0 Th 24,0-22,4	Vent.
	05-07		R		23-0873			Ø 336,0 Th 22,0-20,4	Vent.
	1/05-		R		53-0018	53-0018K	Ate	160,0x20	Hand Brake
330i, xi Eng.N53B30A (200kW)	10/07-		F		22-0558-4	22-0558-4K	Ate	Th 20,0	
	10/07-		R		22-0643-0	22-0643-0K	Ate	Th 17,0	
	07-		F		23-0874			Ø 348,0 Th 30,0-28,4	Vent.
	9/07-		F		23-0872			Ø 330,0 Th 24,0-22,4	Vent., Exc. i
	07-		R		23-0873			Ø 336,0 Th 22,0-20,4	Vent.
	10/07-		R		53-0018	53-0018K	Ate	160,0x20	Hand Brake
335 D Eng.M57N306D5 (210kW)	9/06-		F		22-0558-4	22-0558-4K	Ate	Th 20,0	
	9/06-		R		22-0643-0	22-0643-0K	Ate	Th 17,0	
	06-		F		23-0874			Ø 348,0 Th 30,0-28,4	Vent.
	06-		R		23-0873			Ø 336,0 Th 22,0-20,4	Vent.
335i (220kW)	9/06-		F		22-0558-4	22-0558-4K	Ate	Th 20,0	
	9/06-		R		22-0643-0	22-0643-0K	Ate	Th 17,0	
335i, xi Eng.N54B30A (225kW)	9/06-		F		22-0558-4	22-0558-4K	Ate	Th 20,0	
	9/06-		R		22-0643-0	22-0643-0K	Ate	Th 17,0	
	06-		F		23-0874			Ø 348,0 Th 30,0-28,4	Vent.
	06-		R		23-0873			Ø 336,0 Th 22,0-20,4	Vent.
M3 Eng.S65B40A (309kW)	08-		F		22-0558-0		Ate	Th 20,0	
	9/08-		R		22-0773-0		Ate	Th 17,0	
<b>3 V Cabrio (E93) 3/07-</b>									
320 D, xd Eng.N47D20A (130kW)	3/08-		F		22-0558-6	22-0558-6K	Ate	Th 20,0	
	3/08-		R		22-0642-0	22-0642-0K	Ate	Th 17,0	
	08-		F		23-0986			Ø 312,0 Th 24,0-22,4	Vent., IP
	08-		R		23-0818			Ø 300,0 Th 20,0-18,4	Vent.
320i Eng.N43B20A (125kW)	07-		F		22-0557-3	22-0557-3K	Ate	Th 20,0	
	07-		R		22-0642-0	22-0642-0K	Ate	Th 17,0	
	07-		F		23-0870			Ø 300,0 Th 24,0-22,4	Vent.
	07-		F		23-0986			Ø 312,0 Th 24,0-22,4	Vent., IP
	07-		R		23-0871			Ø 300,0 Th 20,0-18,4	Vent.
320i Eng.N46NB20B (110kW)	3/07-8/07		F		22-0557-3	22-0557-3K	Ate	Th 20,0	
	3/07-8/07		R		22-0642-0	22-0642-0K	Ate	Th 17,0	













































		Spare Parts	F/R	L/R	METELLI ref.	METELLI ref. w/KIT		DIMENSIONS mm.	NOTE	
320i Eng.N46NB20B (110kW)			F		23-0870			Ø 300,0 Th 24,0-22,4	Vent.	
			F		23-0986			Ø 312,0 Th 24,0-22,4	Vent., IP	
			R		23-0871			Ø 300,0 Th 20,0-18,4	Vent.	
			R		23-0818			Ø 300,0 Th 20,0-18,4	Vent., IP	
325 D Eng.M57306D3 (145kW)			F		22-0557-3	22-0557-3K	Ate	Th 20,0		
			R		22-0643-0	22-0643-0K	Ate	Th 17,0		
			F		23-0872			Ø 330,0 Th 24,0-22,4	Vent.	
			R		23-0873			Ø 336,0 Th 22,0-20,4	Vent.	
325i Eng.N52B25A / N52B25 (160kW)			F		22-0558-6	22-0558-6K	Ate	Th 20,0		
			R		22-0642-0	22-0642-0K	Ate	Th 17,0		
			F		23-0986			Ø 312,0 Th 24,0-22,4	Vent., IP	
			F		23-0872			Ø 330,0 Th 24,0-22,4	Vent.	
			R		23-0871			Ø 300,0 Th 20,0-18,4	Vent.	
			R		53-0017	53-0017K	Ate	185,0x20	Hand Brake	
330 D Eng.M57306D3 (170kW)			F		22-0558-4	22-0558-4K	Ate	Th 20,0		
			R		22-0643-0	22-0643-0K	Ate	Th 17,0		
			F		23-0874			Ø 348,0 Th 30,0-28,4	Vent.	
			R		23-0873			Ø 336,0 Th 22,0-20,4	Vent.	
330 D Eng.N57D30A (180kW)			F		22-0558-4	22-0558-4K	Ate	Th 20,0		
			R		22-0643-0	22-0643-0K	Ate	Th 17,0		
			F		23-0874			Ø 348,0 Th 30,0-28,4	Vent.	
			R		23-0873			Ø 336,0 Th 22,0-20,4	Vent.	
330i Eng.N52B30A (200kW)			F		22-0558-4	22-0558-4K	Ate	Th 20,0		
			R		22-0643-0	22-0643-0K	Ate	Th 17,0		
			F		23-0874			Ø 348,0 Th 30,0-28,4	Vent.	
			R		23-0873			Ø 336,0 Th 22,0-20,4	Vent.	
335i Eng.N54B30A (225kW)			F		22-0558-4	22-0558-4K	Ate	Th 20,0		
			R		22-0643-0	22-0643-0K	Ate	Th 17,0		
			F		23-0874			Ø 348,0 Th 30,0-28,4	Vent.	
			R		23-0873			Ø 336,0 Th 22,0-20,4	Vent.	
M3 Eng.S65B40A (309kW)			F		22-0558-0		Ate	Th 20,0		
			R		22-0773-0		Ate	Th 17,0		
<b>3 V Coupé (E92) 9/06-</b>										
320 D, xd Eng.N47D20A (130kW)			F		22-0558-6	22-0558-6K	Ate	Th 20,0		
			R		22-0642-0	22-0642-0K	Ate	Th 17,0		
			F		23-0870			Ø 300,0 Th 24,0-22,4	Vent.	
			F		23-0986			Ø 312,0 Th 24,0-22,4	Vent., IP	
320i Eng.N43B20A (125kW)			R		23-0818			Ø 300,0 Th 20,0-18,4	Vent.	
			F		22-0557-3	22-0557-3K	Ate	Th 20,0		
			R		22-0642-0	22-0642-0K	Ate	Th 17,0		
			F		23-0870			Ø 300,0 Th 24,0-22,4	Vent.	
320i Eng.N46B20B (110kW)			R		23-0818			Ø 300,0 Th 20,0-18,4	Vent.	
			R		53-0018	53-0018K	Ate	160,0x20	Hand Brake	
			F		22-0557-3	22-0557-3K	Ate	Th 20,0		
			R		22-0642-0	22-0642-0K	Ate	Th 17,0		
325 D Eng.M57306D3 (145kW)			R		53-0018	53-0018K	Ate	160,0x20	Hand Brake	
			F		22-0557-3	22-0557-3K	Ate	Th 20,0		
			R		22-0643-0	22-0643-0K	Ate	Th 17,0		
			F		23-0872			Ø 330,0 Th 24,0-22,4	Vent.	
325 xi Eng.N53B30 / N53B30A (125kW)			R		23-0873			Ø 336,0 Th 22,0-20,4	Vent.	
			F		22-0558-6	22-0558-6K	Ate	Th 20,0		
			R		22-0642-0	22-0642-0K	Ate	Th 17,0		
			F		23-0872			Ø 330,0 Th 24,0-22,4	Vent.	
325i, xi Eng.N52B25C / N52B25 / N52B25A (160kW)			R		23-0871			Ø 300,0 Th 20,0-18,4	Vent.	
			F		22-0558-6	22-0558-6K	Ate	Th 20,0		
			F		22-0557-3	22-0557-3K	Ate	Th 20,0		
			R		22-0642-0	22-0642-0K	Ate	Th 17,0		
			F		23-0986			Ø 312,0 Th 24,0-22,4	Vent., IP	
			F		23-0872			Ø 330,0 Th 24,0-22,4	Vent.	
328i Eng.N52NB0A (187kW)			R		23-0818			Ø 300,0 Th 20,0-18,4	Vent.	
			R		53-0018	53-0018K	Ate	160,0x20	Hand Brake	
			F		23-0870			Ø 300,0 Th 24,0-22,4	Vent.	
			R		23-0818			Ø 300,0 Th 20,0-18,4	Vent.	



		Spare Parts	F/R	L/R	METELLI ref.	METELLI ref. w/KIT		DIMENSIONS mm.	NOTE
330 D, xd Eng.M57T2D30 / M57306D3 (170kW)	9/06-	F	F		22-0558-4	22-0558-4K	Ate	Th 20,0	
	9/06-		R		22-0643-0	22-0643-0K	Ate	Th 17,0	
	06-	R	F		23-0874			Ø 348,0 Th 30,0-28,4	Vent.
	06-		R		23-0873			Ø 336,0 Th 22,0-20,4	Vent.
330 D, xd Eng.N57D30A (180kW)	08-	F	F		22-0558-4	22-0558-4K	Ate	Th 20,0	
	08-		R		22-0643-0	22-0643-0K	Ate	Th 17,0	
	08-	R	F		23-0874			Ø 348,0 Th 30,0-28,4	Vent.
	08-		R		23-0873			Ø 336,0 Th 22,0-20,4	Vent.
330i, xi Eng.N52B30A (190kW)	06-07	F	F		22-0557-3	22-0557-3K	Ate	Th 20,0	
	07-		R		22-0558-4	22-0558-4K	Ate	Th 20,0	
	9/06-	R	F		22-0643-0	22-0643-0K	Ate	Th 17,0	
	07-		R		23-0872			Ø 330,0 Th 24,0-22,4	Vent.
330i, xi Eng.N53B30A (200kW)	06-	R	F		23-0873			Ø 336,0 Th 22,0-20,4	Vent.
	07-		F		22-0558-4	22-0558-4K	Ate	Th 20,0	
	9/07-	F	F		22-0557-3	22-0557-3K	Ate	Th 20,0	
	07-		R		22-0643-0	22-0643-0K	Ate	Th 17,0	
335 D Eng.M57N306D5 (210kW)	07-	F	F		23-0874			Ø 348,0 Th 30,0-28,4	Vent.
	07-		R		23-0873			Ø 336,0 Th 22,0-20,4	Vent.
	9/06-	R	F		22-0558-4	22-0558-4K	Ate	Th 20,0	
	06-		R		22-0643-0	22-0643-0K	Ate	Th 17,0	
335i, xi Eng.N54B30A (225kW)	06-	R	F		23-0874			Ø 348,0 Th 30,0-28,4	Vent.
	06-		R		23-0873			Ø 336,0 Th 22,0-20,4	Vent.
	9/06-	F	F		22-0558-4	22-0558-4K	Ate	Th 20,0	
	06-		R		22-0643-0	22-0643-0K	Ate	Th 17,0	
M3 Eng.S65B40A (309kW)	07-	F	F		22-0558-0		Ate	Th 20,0	
8/07-	R			22-0773-0		Ate	Th 17,0		
<b>3 V Touring (E91) 1/05-</b>									
318 D Eng.M47T2D20 (90kW)	05-07	F	F		22-0557-3	22-0557-3K	Ate	Th 20,0	
	07-		R		22-0558-6	22-0558-6K	Ate	Th 20,0	
	05-	R	F		22-0642-0	22-0642-0K	Ate	Th 17,0	
	05-		R		23-0870			Ø 300,0 Th 24,0-22,4	Vent.
318 D Eng.N47D20A (105kW)	07-	R	F		23-0871			Ø 300,0 Th 20,0-18,4	Vent.
	07-		F		22-0558-6	22-0558-6K	Ate	Th 20,0	
	07-	F	R		22-0642-0	22-0642-0K	Ate	Th 17,0	
	07-		F		23-0870			Ø 300,0 Th 24,0-22,4	Vent.
318i Eng.N42B20 (105kW)	07-	R	F		23-0986			Ø 312,0 Th 24,0-22,4	Vent., IP
	07-		R		23-0871			Ø 300,0 Th 20,0-18,4	Vent.
	9/07-	F	F		22-0558-6	22-0558-6K	Ate	Th 20,0	
	3/08-		R		22-0641-0	22-0641-0K	Gir	Th 17,0	
318i Eng.N46B20 (95kW)	07-	R	F		23-0870			Ø 300,0 Th 24,0-22,4	Vent.
	07-		R		23-0871			Ø 300,0 Th 20,0-18,4	Vent.
	06-07	F	F		22-0557-3	22-0557-3K	Ate	Th 20,0	
	07-		R		22-0558-6	22-0558-6K	Ate	Th 20,0	
320 D Eng.M47N204D4 / M47D20TU (110kW)	06-	R	F		22-0642-0	22-0642-0K	Ate	Th 17,0	
	06-		F		23-0986			Ø 312,0 Th 24,0-22,4	Vent., IP
	05-	F	F		23-0870			Ø 300,0 Th 24,0-22,4	Vent.
	06-		R		23-0871			Ø 300,0 Th 24,0-22,4	Vent.
320 D Eng.M47N204D5 (120kW)	05-07	R	F		23-0871			Ø 300,0 Th 20,0-18,4	Vent.
	05-07		R		23-0873			Ø 336,0 Th 22,0-20,4	Vent., Authority Cars
	07-	F	F		22-0557-3	22-0557-3K	Ate	Th 20,0	
	7/07-		R		22-0558-6	22-0558-6K	Ate	Th 20,0	
320 D, xd Eng.N47D20A (130kW)	05-	R	F		22-0642-0	22-0642-0K	Ate	Th 17,0	
	05-		F		23-0870			Ø 300,0 Th 24,0-22,4	Vent., Exc. Authority Cars
	05-	F	F		23-0872			Ø 330,0 Th 24,0-22,4	Vent., Authority Cars
	05-		R		23-0871			Ø 300,0 Th 20,0-18,4	Vent.
320i Eng.N43B20A (125kW)	05-07	R	F		23-0873			Ø 336,0 Th 22,0-20,4	Vent., Authority Cars
	07-		F		22-0558-6	22-0558-6K	Ate	Th 20,0	
	07-	F	R		22-0642-0	22-0642-0K	Ate	Th 17,0	
	07-		F		23-0986			Ø 312,0 Th 24,0-22,4	Vent., IP




		Spare Parts	F/R	L/R	METELLI ref.	METELLI ref. w/KIT		DIMENSIONS mm.	NOTE
320i Eng.N43B20A (125kW)	07-		R		23-0871			Ø 300,0 Th 20,0-18,4	Vent.
	9/07-		R		53-0018	53-0018K	Ate	160,0x20	Hand Brake
320i Eng.N46B20A/C (110kW)	05-07		F		22-0557-3	22-0557-3K	Ate	Th 20,0	
	07-		F		22-0558-6	22-0558-6K	Ate	Th 20,0	
	05-		R		22-0642-0	22-0642-0K	Ate	Th 17,0	
	05-		F		23-0870			Ø 300,0 Th 24,0-22,4	Vent.
	05-		F		23-0986			Ø 312,0 Th 24,0-22,4	Vent., IP
	05-		R		23-0871			Ø 300,0 Th 20,0-18,4	Vent.
	1/05-		R		53-0018	53-0018K	Ate	160,0x20	Hand Brake
325 Eng.N52NB25A (130kW)	07-		F		22-0558-6	22-0558-6K	Ate	Th 20,0	
	4/06-12/06		F		22-0557-3	22-0557-3K	Ate	Th 20,0	
	4/06-6/07		R		22-0642-0	22-0642-0K	Ate	Th 17,0	
	06-07		F		23-0986			Ø 312,0 Th 24,0-22,4	Vent., IP
	4/06-6/07		R		23-0818			Ø 300,0 Th 20,0-18,4	Vent.
	4/06-6/07		R		53-0018	53-0018K	Ate	160,0x20	Hand Brake
325 D Eng.M57306D3 (145kW)	3/07-		F		22-0557-3	22-0557-3K	Ate	Th 20,0	
	3/07-		R		22-0643-0	22-0643-0K	Ate	Th 17,0	
	06-		F		23-0872			Ø 330,0 Th 24,0-22,4	Vent., Exc. Authority Cars
	06-		R		23-0873			Ø 336,0 Th 22,0-20,4	Vent.
	9/06-		R		53-0018	53-0018K	Ate	160,0x20	Hand Brake
325 i, xi Eng.N53B30 / N53B30A (160kW)	07-		F		22-0558-6	22-0558-6K	Ate	Th 20,0	
	07-		R		22-0642-0	22-0642-0K	Ate	Th 17,0	
	07-		F		23-0986			Ø 312,0 Th 24,0-22,4	Vent., IP
	07-		F		23-0872			Ø 330,0 Th 24,0-22,4	Vent., IP
	07-		R		23-0871			Ø 300,0 Th 20,0-18,4	Vent.
	07-		R		23-0873			Ø 336,0 Th 22,0-20,4	Vent., IP
	07-		R		53-0018	53-0018K	Ate	160,0x20	Hand Brake
325 xi Eng.N52B25C (160kW)	07-		F		22-0558-6	22-0558-6K	Ate	Th 20,0	
	1/05-07		F		22-0557-3	22-0557-3K	Ate	Th 20,0	
	1/05-		R		22-0642-0	22-0642-0K	Ate	Th 17,0	
	05-		F		23-0870			Ø 300,0 Th 24,0-22,4	Vent.
	05-		F		23-0986			Ø 312,0 Th 24,0-22,4	Vent., IP
	05-		F		23-0872			Ø 330,0 Th 24,0-22,4	Vent., IP
	3/07-8/07		F		23-0872			Ø 330,0 Th 24,0-22,4	Vent., IP
	05-		R		23-0871			Ø 300,0 Th 20,0-18,4	Vent.
	3/07-8/07		R		23-0873			Ø 336,0 Th 22,0-20,4	Vent., IP
	6/05-		R		23-0873			Ø 336,0 Th 22,0-20,4	Vent.
	325i Eng.N52B25C (160kW)	07-		F		22-0558-6	22-0558-6K	Ate	Th 20,0
1/05-07			F		22-0557-3	22-0557-3K	Ate	Th 20,0	
1/05-			R		22-0642-0	22-0642-0K	Ate	Th 17,0	
05-			F		23-0870			Ø 300,0 Th 24,0-22,4	Vent., IP
05-			F		23-0986			Ø 312,0 Th 24,0-22,4	Vent., IP
05-			F		23-0872			Ø 330,0 Th 24,0-22,4	Vent., IP
05-			R		23-0871			Ø 300,0 Th 20,0-18,4	Vent.
05-			R		23-0873			Ø 336,0 Th 22,0-20,4	Vent., IP
1/05-			R		53-0018	53-0018K	Ate	160,0x20	Hand Brake
330 D, XD Eng.M57T2D30 (170kW)		07-		F		22-0558-4	22-0558-4K	Ate	Th 20,0
	9/05-07		F		22-0557-3	22-0557-3K	Ate	Th 20,0	
	9/05-		R		22-0643-0	22-0643-0K	Ate	Th 17,0	
	05-07		F		23-0872			Ø 330,0 Th 24,0-22,4	Vent., IP
	6/05-		F		23-0872			Ø 330,0 Th 24,0-22,4	Vent.
	05-		R		23-0873			Ø 336,0 Th 22,0-20,4	Vent.
330 D, xd Eng.N57D30A (180kW)	09-		F		22-0558-4	22-0558-4K	Ate	Th 20,0	
	09-		R		22-0643-0	22-0643-0K	Ate	Th 17,0	
	09-		F		23-0874			Ø 348,0 Th 30,0-28,4	Vent.
	09-		R		23-0873			Ø 336,0 Th 22,0-20,4	Vent.
330i, xi Eng.N52B30A (190kW)	05-07		F		22-0557-3	22-0557-3K	Ate	Th 20,0	
	07-		F		22-0558-4	22-0558-4K	Ate	Th 20,0	
	1/05-		R		22-0643-0	22-0643-0K	Ate	Th 17,0	
	05-		F		23-0872			Ø 330,0 Th 24,0-22,4	Vent.
	05-07		R		23-0873			Ø 336,0 Th 22,0-20,4	Vent.
330i, xi Eng.N53B30A (200kW)	07-		F		22-0558-4	22-0558-4K	Ate	Th 20,0	
	07-		R		22-0643-0	22-0643-0K	Ate	Th 17,0	
	07-		F		23-0872			Ø 330,0 Th 24,0-22,4	Vent.
	07-		R		23-0873			Ø 336,0 Th 22,0-20,4	Vent.
335 D Eng.M57N306D5 (210kW)	9/06-		F		22-0558-4	22-0558-4K	Ate	Th 20,0	
	9/06-		R		22-0643-0	22-0643-0K	Ate	Th 17,0	

		Spare Parts	F/R	L/R	METELLI ref.	METELLI ref. w/KIT		DIMENSIONS mm.	NOTE
335 D Eng.M57N306D5 (210kW)	06-		F		23-0874			Ø 348,0 Th 30,0-28,4	Vent.
	06-		R		23-0873			Ø 336,0 Th 22,0-20,4	Vent.
335i, xi Eng.N54B30A (225kW)	9/06-		F		22-0558-4	22-0558-4K	Ate	Th 20,0	
	9/06-		R		22-0643-0	22-0643-0K	Ate	Th 17,0	
	06-		F		23-0874			Ø 348,0 Th 30,0-28,4	Vent.
	06-		R		23-0873			Ø 336,0 Th 22,0-20,4	Vent.
<b>5 I (E12) 8/72-8/81</b>									
518 Eng.M10B18/ (2B4),(32-32DID) (66kW)	3/76-		F		23-0070			Ø 279,5 Th 12,6-11,7	
	7/74-5/81		R		53-0010		Luc	250,0x42	Hand Brake
	6/74-81		R		18-0043			Ø 250,0	
518i Eng.M10B18(K-Jetronic) (75kW)	8/79-8/81		F		23-0070			Ø 279,5 Th 12,6-11,7	
			R		53-0010		Luc	250,0x42	Hand Brake
520 Eng.M10B20(Strombergvergaser) (85kW)	3/76-		F		23-0070			Ø 279,5 Th 12,6-11,7	
	8/72-8/77		R		53-0010		Luc	250,0x42	Hand Brake
520 i Eng.M10B20(K-Jetronic) (92kW)	72-77		R		18-0043			Ø 250,0	
	3/76-		F		23-0070			Ø 279,5 Th 12,6-11,7	
520 i Eng.M10B20(Schäfer-Inj.) (96kW)	10/75-5/79		R		53-0010		Luc	250,0x42	Hand Brake
	75-79		R		18-0043			Ø 250,0	
	8/72-10/75		R		53-0010		Luc	250,0x42	Hand Brake
520/6 Eng.M20B20 (90kW)	72-75		R		18-0043			Ø 250,0	
	77-		F		23-0070			Ø 279,5 Th 12,6-11,7	
	9/77-5/81		R		53-0010		Luc	250,0x42	Hand Brake
525 Eng.M30B25(32-40INAT) (107kW)	77-6/81		R		18-0043			Ø 250,0	
	3/76-		F		23-0070			Ø 279,5 Th 12,6-11,7	
	8/73-10/76		R		23-0140			Ø 272,0 Th 9,5-8,5	
525 Eng.M30B25(4A1) (110kW)	8/76-5/81		R		53-0011	53-0011K	Ate	160,0x25	Hand Brake
			F		23-0070			Ø 279,5 Th 12,6-11,7	
			R		23-0140			Ø 272,0 Th 9,5-8,5	
528 Eng.M30B28 (121-125kW)	1/75-8/77		R		53-0011	53-0011K	Ate	160,0x25	Hand Brake
			F		23-0070			Ø 279,5 Th 12,6-11,7	
			R		23-0140			Ø 272,0 Th 9,5-8,5	
528 i Eng.M30B28(L-Jetronic) (130-135kW)	77-		F		23-0060			Ø 280,0 Th 22,0-21,0	Vent.
	77-		R		23-0140			Ø 272,0 Th 9,5-8,5	
	4/77-5/81		R		53-0011	53-0011K	Ate	160,0x25	Hand Brake
M 535 i Eng.M30B35(Motronic/ 9.3:1) (160kW)	80-5/81		R		23-0140			Ø 272,0 Th 9,5-8,5	
<b>5 II (E28) 6/81-6/90</b>									
518 Eng.M10B18(2B4) (66kW)	6/81-8/84		F		22-0091-0	22-0091-0K	Ate	Th 19,5	
	81-84		F		23-0085			Ø 284,0 Th 11,9-11,0	-ABS
	81-84		F		23-0094			Ø 284,0 Th 21,9-20,4	Vent., +ABS
	81-84		R		23-0095			Ø 284,0 Th 9,9-9,0	+ABS
	6/81-8/84		R		53-0013	53-0013K	Ate	180,0x25	+ABS, Hand Brake
	6/81-8/84		R		53-0012		Luc	250,0x42	-ABS, Hand Brake
	81-84		R		18-0043			Ø 250,0	
518 i Eng.M10B18(K-Jetronic) (75kW)	9/81-8/84		F		22-0091-0	22-0091-0K	Ate	Th 19,5	
	4/81-9/84		F		23-0085			Ø 284,0 Th 11,9-11,0	-ABS
	9/81-8/84		R		53-0013	53-0013K	Ate	180,0x25	+ABS, Hand Brake
	9/81-8/84		R		53-0012		Luc	250,0x42	-ABS, Hand Brake
	81-9/84		R		18-0043			Ø 250,0	
518 i Eng.M10B18(L-Jetronic) (77kW)	9/83-12/87		F		22-0091-0	22-0091-0K	Ate	Th 19,5	
	83-87		F		23-0085			Ø 284,0 Th 11,9-11,0	-ABS
	83-87		F		23-0094			Ø 284,0 Th 21,9-20,4	Vent., +ABS
	83-87		R		23-0095			Ø 284,0 Th 9,9-9,0	+ABS
	9/83-12/87		R		53-0013	53-0013K	Ate	180,0x25	+ABS, Hand Brake
	9/83-12/87		R		53-0012		Luc	250,0x42	-ABS, Hand Brake
520 i Eng.M20 (110kW)	83-3/86		R		18-0043			Ø 250,0	
	12/86-6/90		F		22-0091-0	22-0091-0K	Ate	Th 19,5	
	12/86-6/90		R		22-0070-1	22-0070-1K	Ate	Th 17,0	
	86-		F		23-0094			Ø 284,0 Th 21,9-20,4	Vent.
	86-		R		23-0095			Ø 284,0 Th 9,9-9,0	
	12/86-6/90		R		53-0013	53-0013K	Ate	180,0x25	+ABS, Hand Brake
520 i Eng.M20B20(L/ K-Jetronic) (92kW)	12/86-6/90		R		53-0012		Luc	250,0x42	-ABS, Hand Brake
	6/81-12/87		F		22-0091-0	22-0091-0K	Ate	Th 19,5	
	6/81-12/87		R		22-0070-1	22-0070-1K	Ate	Th 17,0	
	-9/84		F		23-0085			Ø 284,0 Th 11,9-11,0	
	9/84-87		F		23-0094			Ø 284,0 Th 21,9-20,4	Vent.



































		Spare Parts	F/R	L/R	METELLI ref.	METELLI ref. w/KIT		DIMENSIONS mm.	NOTE
520 i Eng.M20B20(L/ K-Jetronic) (92kW)	81-87		R		23-0095			Ø 284,0 Th 9,9-9,0	
	6/81-12/87		R		53-0013	53-0013K	Ate	180,0x25	+ABS, Hand Brake
	6/81-12/87		R		53-0012		Luc	250,0x42	-ABS, Hand Brake
	81-87		R		18-0043			Ø 250,0	
520 i Eng.M20B20(Motronic/ Kat.) (95kW)	8/85-12/87		F		22-0091-0	22-0091-0K	Ate	Th 19,5	
	8/85-12/87		R		22-0070-1	22-0070-1K	Ate	Th 17,0	
	85-87		F		23-0094			Ø 284,0 Th 21,9-20,4	Vent.
	85-87		R		23-0095			Ø 284,0 Th 9,9-9,0	
	8/85-12/87		R		53-0013	53-0013K	Ate	180,0x25	+ABS, Hand Brake
	8/85-12/87		R		53-0012		Luc	250,0x42	-ABS, Hand Brake
524 D Eng.M21D24 (63kW)	85-87		R		18-0043			Ø 250,0	
	3/86-12/87		F		22-0091-0	22-0091-0K	Ate	Th 19,5	
	3/86-12/87		R		22-0070-1	22-0070-1K	Ate	Th 17,0	
	86-87		F		23-0094			Ø 284,0 Th 21,9-20,4	Vent.
	86-87		R		23-0095			Ø 284,0 Th 9,9-9,0	
	3/86-12/87		R		53-0013	53-0013K	Ate	180,0x25	+ABS, Hand Brake
524 tD Eng.M21D24 (85kW)	3/86-12/87		R		53-0012		Luc	250,0x42	-ABS, Hand Brake
	9/83-12/87		F		22-0091-0	22-0091-0K	Ate	Th 19,5	
	9/83-12/87		R		22-0070-1	22-0070-1K	Ate	Th 17,0	
	-9/84		F		23-0085			Ø 284,0 Th 11,9-11,0	
	9/84-87		F		23-0094			Ø 284,0 Th 21,9-20,4	Vent.
	83-87		R		23-0095			Ø 284,0 Th 9,9-9,0	
525 e 2.7 Eng.M20B27 (92-95kW)	9/83-12/87		R		53-0013	53-0013K	Ate	180,0x25	+ABS, Hand Brake
	9/83-12/87		R		53-0012		Luc	250,0x42	-ABS, Hand Brake
	83-87		R		18-0043			Ø 250,0	
	5/83-12/87		F		22-0091-0	22-0091-0K	Ate	Th 19,5	
	5/83-12/87		R		22-0070-1	22-0070-1K	Ate	Th 17,0	
	83-87		F		23-0094			Ø 284,0 Th 21,9-20,4	Vent.
525 i Eng.M30B25(L-Jet.) (110kW)	83-87		R		23-0095			Ø 284,0 Th 9,9-9,0	
	5/83-12/87		R		53-0013	53-0013K	Ate	180,0x25	Hand Brake
	6/81-12/87		F		22-0091-0	22-0091-0K	Ate	Th 19,5	
	6/81-12/87		R		22-0070-1	22-0070-1K	Ate	Th 17,0	
	4/81-87		F		23-0094			Ø 284,0 Th 21,9-20,4	Vent.
	4/81-87		R		23-0095			Ø 284,0 Th 9,9-9,0	
528 i Eng.M30B28(L-Jetronic) (135kW)	6/81-12/87		R		53-0013	53-0013K	Ate	180,0x25	Hand Brake
	6/81-12/87		F		22-0091-0	22-0091-0K	Ate	Th 19,5	
	6/81-12/87		R		22-0070-1	22-0070-1K	Ate	Th 17,0	
	-6/84		F		23-0094			Ø 284,0 Th 21,9-20,4	Vent.
535 i, M 535 i Eng.M30B35(Motronic) (141-160kW)	-87		R		23-0095			Ø 284,0 Th 9,9-9,0	
	-12/87		F		22-0091-0	22-0091-0K	Ate	Th 19,5	
	-12/87		R		22-0070-1	22-0070-1K	Ate	Th 17,0	
M5 3.5 Eng.S38B35 (211kW)	85-87		R		23-0095			Ø 284,0 Th 9,9-9,0	
	8/85-12/87		F		22-0091-0	22-0091-0K	Ate	Th 19,5	
	8/85-12/87		R		22-0070-1	22-0070-1K	Ate	Th 17,0	
<b>5 III (E34) 1/88-9/95</b>									
3.6 Kat M5 Eng.S38B36 (232kW)	10/88-5/92		F		22-0122-0	22-0122-0K	Ate	Th 19,5	
	10/88-5/92		R		22-0125-0	22-0125-0K	Ate	Th 17,0	
3.6 M5 Eng.S38B36 (232kW)	10/88-5/92		F		22-0122-0	22-0122-0K	Ate	Th 19,5	
	10/88-5/92		R		22-0125-0	22-0125-0K	Ate	Th 17,0	
3.8 M5 Eng.S38B38 (250kW)	3/92-9/95		R		22-0125-0	22-0125-0K	Ate	Th 17,0	
	3/92-9/95		R		53-0013	53-0013K	Ate	180,0x25	Hand Brake
518 i Eng.M40B18(Kat.) (83kW)	8/89-9/95		F		22-0122-0	22-0122-0K	Ate	Th 19,5	
	8/89-9/95		R		22-0125-0	22-0125-0K	Ate	Th 17,0	
	89-95		F		23-0187			Ø 302,0 Th 11,7-10,4	
	89-95		R		23-0189			Ø 300,0 Th 9,9-8,4	
518 i Eng.M43B18 (85kW)	8/89-9/95		F		22-0122-0	22-0122-0K	Ate	Th 19,5	
	8/89-9/95		R		22-0125-0	22-0125-0K	Ate	Th 17,0	
	89-95		F		23-0187			Ø 302,0 Th 11,7-10,4	
	89-95		R		23-0189			Ø 300,0 Th 9,9-8,4	
520 i Eng.M20B20(Motronic/ Kat.) (95kW)	1/88-8/91		F		22-0122-0	22-0122-0K	Ate	Th 19,5	
	1/88-8/91		R		22-0125-0	22-0125-0K	Ate	Th 17,0	
	1/88-91		F		23-0187			Ø 302,0 Th 11,7-10,4	
	1/88-91		R		23-0189			Ø 300,0 Th 9,9-8,4	

		Spare Parts	F/R	L/R	METELLI ref.	METELLI ref. w/KIT		DIMENSIONS mm.	NOTE
520 i 24v Eng.M50B(206S1-206S2)Vanos (110kW)	9/89-9/95	F	F		22-0122-0	22-0122-0K	Ate	Th 19,5	
	9/89-9/95		R		22-0125-0	22-0125-0K	Ate	Th 17,0	
	89-95	R	F		23-0188			Ø 302,0 Th 22,0-20,4	Vent.
	89-95		R		23-0189			Ø 300,0 Th 9,9-8,4	
524 TD Eng.M21D24 (85kW)	3/88-9/95	F	F		22-0122-0	22-0122-0K	Ate	Th 19,5	
	3/88-9/95		R		22-0125-0	22-0125-0K	Ate	Th 17,0	
	88-92	R	F		23-0187			Ø 302,0 Th 11,7-10,4	
	88-92		R		23-0189			Ø 300,0 Th 9,9-8,4	
525 Eng.M50B25 (141kW)	1/89-11/97	F	F		22-0122-0	22-0122-0K	Ate	Th 19,5	
	1/89-11/97		R		22-0125-0	22-0125-0K	Ate	Th 17,0	
	1/89-11/97	R		53-0013	53-0013K	Ate	180,0x25	Hand Brake	
525 i Eng.M20B25(Kat.) (125kW)	1/88-8/91	F	F		22-0122-0	22-0122-0K	Ate	Th 19,5	
	1/88-8/91		R		22-0125-0	22-0125-0K	Ate	Th 17,0	
	2/88-91	R	F		23-0188			Ø 302,0 Th 22,0-20,4	Vent.
	2/88-91		R		23-0189			Ø 300,0 Th 9,9-8,4	
	1/88-8/91	R		53-0013	53-0013K	Ate	180,0x25	Hand Brake	
525 i 24v, X Eng.M52B25(Vanos) (141kW)	9/89-9/95	F	F		22-0122-0	22-0122-0K	Ate	Th 19,5	
	9/89-9/95		R		22-0125-0	22-0125-0K	Ate	Th 17,0	
	89-95	R	F		23-0808			Ø 296,0 Th 28,0-26,4	Vent.
	9/89-9/95		R		53-0013	53-0013K	Ate	180,0x25	Hand Brake
525 TD Eng.M51D25 (85kW)	4/93-9/95	F	F		22-0122-0	22-0122-0K	Ate	Th 19,5	
	4/93-9/95		R		22-0125-0	22-0125-0K	Ate	Th 17,0	
	93-95	R	F		23-0187			Ø 302,0 Th 11,7-10,4	
	93-95		R		23-0189			Ø 300,0 Th 9,9-8,4	
525 TDs Eng.M51D25(Inter.) (105kW)	9/91-9/95	F	F		22-0122-0	22-0122-0K	Ate	Th 19,5	
	9/91-9/95		R		22-0125-0	22-0125-0K	Ate	Th 17,0	
	91-95	R	F		23-0187			Ø 302,0 Th 11,7-10,4	
	91-95		R		23-0189			Ø 300,0 Th 9,9-8,4	
530 i Eng.M30B30(Kat.) (138kW)	1/88-8/91	F	F		22-0122-0	22-0122-0K	Ate	Th 19,5	
	1/88-8/91		R		22-0125-0	22-0125-0K	Ate	Th 17,0	
	1/88-8/91	R		53-0013	53-0013K	Ate	180,0x25	Hand Brake	
530 i V8 Eng.M60B30 (160kW)	9/92-9/95	F	F		22-0122-0	22-0122-0K	Ate	Th 19,5	
	9/92-9/95		R		22-0125-0	22-0125-0K	Ate	Th 17,0	
	3/92-95	R	F		23-0188			Ø 302,0 Th 22,0-20,4	Vent.
	3/92-95		R		23-0189			Ø 300,0 Th 9,9-8,4	
	9/92-9/95	R		53-0013	53-0013K	Ate	180,0x25	Hand Brake	
535 (210kW)	12/87-12/88	F	F		22-0122-0	22-0122-0K	Ate	Th 19,5	
	12/87-12/88		R		22-0125-0	22-0125-0K	Ate	Th 17,0	
535 i Eng.M30B35(Motronic/ 9:1,Kat.) (155kW)	1/88-9/95	F	F		22-0122-0	22-0122-0K	Ate	Th 19,5	
	1/88-9/95		R		22-0125-0	22-0125-0K	Ate	Th 17,0	
	89-94	R	F		23-0188			Ø 302,0 Th 22,0-20,4	Vent.
	89-94		R		23-0189			Ø 300,0 Th 9,9-8,4	
	1/88-9/95	R		53-0013	53-0013K	Ate	180,0x25	Hand Brake	
540 i V8 Eng.M60B40 (210kW)	9/92-9/95	F	F		22-0559-0		Ate	Th 19,0	
	9/92-9/95		R		22-0125-0	22-0125-0K	Ate	Th 17,0	
<b>5 III Touring (E34) 11/91-1/97</b>									
3.8 M5 Eng.S38B38 (250kW)	9/94-1/97	R			53-0013	53-0013K	Ate	180,0x25	Hand Brake
518 i Eng.M40B18(Kat.) (83kW)	3/93-9/94	F	F		22-0122-0	22-0122-0K	Ate	Th 19,5	
	3/93-9/94		R		22-0125-0	22-0125-0K	Ate	Th 17,0	
	93-94	R	F		23-0187			Ø 302,0 Th 11,7-10,4	
93-94	R			23-0189			Ø 300,0 Th 9,9-8,4		
518 i, g Eng.M43B18 (85kW)	9/94-1/97	F	F		22-0122-0	22-0122-0K	Ate	Th 19,5	
	9/94-1/97		R		22-0125-0	22-0125-0K	Ate	Th 17,0	
	94-97	R	F		23-0187			Ø 302,0 Th 11,7-10,4	
	94-97		R		23-0189			Ø 300,0 Th 9,9-8,4	
520 i Eng.M50B(206S1-206S2)Vanos (110kW)	11/91-1/97	F	F		22-0122-0	22-0122-0K	Ate	Th 19,5	
	11/91-1/97		R		22-0125-0	22-0125-0K	Ate	Th 17,0	
	91-96	R	F		23-0188			Ø 302,0 Th 22,0-20,4	Vent.
	91-96		R		23-0189			Ø 300,0 Th 9,9-8,4	
525 i, X Eng.M50B25/ M52B25(Vanos) (141kW)	11/91-1/97	F	F		22-0122-0	22-0122-0K	Ate	Th 19,5	
	11/91-1/97		R		22-0125-0	22-0125-0K	Ate	Th 17,0	
	91-97	R	F		23-0188			Ø 302,0 Th 22,0-20,4	Vent.
	91-97		R		23-0189			Ø 300,0 Th 9,9-8,4	
525 TD Eng.M51D25 (85kW)	3/93-1/97	F	F		22-0122-0	22-0122-0K	Ate	Th 19,5	
	3/93-1/97		R		22-0125-0	22-0125-0K	Ate	Th 17,0	
	93-97	R	F		23-0188			Ø 302,0 Th 22,0-20,4	Vent.
	93-97		R		23-0189			Ø 300,0 Th 9,9-8,4	





























































		Spare Parts	F/R	L/R	METELLI ref.	METELLI ref. w/KIT		DIMENSIONS mm.	NOTE
525 TDs Eng.M51D25(Inter.) (105kW)	12/91-1/97	F	F		22-0122-0	22-0122-0K	Ate	Th 19,5	
					22-0125-0	22-0125-0K	Ate	Th 17,0	
	91-96	R	F		23-0188			Ø 302,0 Th 22,0-20,4	Vent.
					23-0189			Ø 300,0 Th 9,9-8,4	
530 i V8 Eng.M60B30 (160kW)	9/92-1/97	F	F		22-0122-0	22-0122-0K	Ate	Th 19,5	
					22-0125-0	22-0125-0K	Ate	Th 17,0	
	3/92-95	R	F		23-0188			Ø 302,0 Th 22,0-20,4	Vent.
					23-0189			Ø 300,0 Th 9,9-8,4	
9/93-1/97	F	F		22-0559-0		Ate	Th 19,0		
				22-0125-0	22-0125-0K	Ate	Th 17,0		
<b>5 IV (E39) 11/95-7/03</b>									
4.9 M5 Eng.S38B49 (294kW)	10/98-10/98	F	F		22-0559-0	22-0559-0K	Ate	Th 19,0	
					22-0560-0		Ate	Th 17,0	
	10/98-7/03	R	F		53-0019	53-0019K	Ate	185,0x30	Hand Brake
520 D Eng.M47D20 (100kW)	2/00-6/02	F	F		22-0207-0	22-0207-0K	Ate	Th 19,5	
					22-0210-0	22-0210-0K	Ate	Th 17,0	
	00-02	R	F		23-0396C			Ø 296,0 Th 22,0-20,4	Vent., (Coated), Exc. Authority Cars
					23-0693C			Ø 324,0 Th 30,0-28,4	Vent., (Coated), Authority Cars
	00-02	R	F		23-0397C			Ø 298,0 Th 10,0-8,1	(Coated), Exc. Authority Cars
					23-0398C			Ø 298,0 Th 20,0-18,4	Vent., (Coated), Authority Cars
520 D Eng.M47N204D4 (110kW)	6/02-7/03	F	F		22-0207-0	22-0207-0K	Ate	Th 19,5	
					22-0210-0	22-0210-0K	Ate	Th 17,0	
	02-03	R	F		23-0396C			Ø 296,0 Th 22,0-20,4	Vent., (Coated)
					23-0397C			Ø 298,0 Th 10,0-8,1	(Coated), Exc. Authority Cars
6/02-7/03	R	F		23-0398C			Ø 298,0 Th 20,0-18,4	Vent., (Coated), Authority Cars	
				53-0017	53-0017K	Ate	185,0x20	Hand Brake	
520 i Eng.M52B(206S3)Vanos (100kW)	4/99-7/03	F	F		22-0207-0	22-0207-0K	Ate	Th 19,5	
					22-0210-0	22-0210-0K	Ate	Th 17,0	
	99-03	R	F		23-0396C			Ø 296,0 Th 22,0-20,4	Vent., (Coated), Exc. Authority Cars
					23-0397C			Ø 298,0 Th 10,0-8,1	(Coated)
	4/99-7/03	R	F		53-0017	53-0017K	Ate	185,0x20	Hand Brake
520 i Eng.M52B(206S3-206S4) (110kW)	1/96-9/00	F	F		22-0207-0	22-0207-0K	Ate	Th 19,5	
					22-0210-0	22-0210-0K	Ate	Th 17,0	
	96-00	R	F		23-0396C			Ø 296,0 Th 22,0-20,4	Vent., (Coated), Exc. Authority Cars
					23-0693C			Ø 324,0 Th 30,0-28,4	Vent., (Coated), Authority Cars
	96-00	R	F		23-0397C			Ø 298,0 Th 10,0-8,1	(Coated), Exc. Authority Cars
					23-0398C			Ø 298,0 Th 20,0-18,4	Vent., (Coated), Authority Cars
1/96-9/00	R	F		53-0017	53-0017K	Ate	185,0x20	Hand Brake	
520 i Eng.M54B22 (125kW)	9/00-7/03	F	F		22-0207-0	22-0207-0K	Ate	Th 19,5	
					22-0210-0	22-0210-0K	Ate	Th 17,0	
	00-03	R	F		23-0396C			Ø 296,0 Th 22,0-20,4	Vent., (Coated), Exc. Authority Cars
					23-0693C			Ø 324,0 Th 30,0-28,4	Vent., (Coated), Authority Cars
	00-03	R	F		23-0397C			Ø 298,0 Th 10,0-8,1	(Coated), Exc. Authority Cars
					23-0398C			Ø 298,0 Th 20,0-18,4	Vent., (Coated), Authority Cars
9/00-7/03	R	F		53-0017	53-0017K	Ate	185,0x20	Hand Brake	
523 i Eng.M52B25(Vanos) (125kW)	11/95-9/00	F	F		22-0207-0	22-0207-0K	Ate	Th 19,5	
					22-0210-0	22-0210-0K	Ate	Th 17,0	
	96-00	R	F		23-0396C			Ø 296,0 Th 22,0-20,4	Vent., (Coated)
					23-0397C			Ø 298,0 Th 10,0-8,1	(Coated), Exc. Authority Cars
	95-9/98	R	F		23-0398C			Ø 298,0 Th 20,0-18,4	Vent., (Coated), Authority Cars
23-0398C							Ø 298,0 Th 20,0-18,4	Vent., (Coated)	
11/95-9/00	R	F		53-0017	53-0017K	Ate	185,0x20	Hand Brake	
525 D Eng.M57256D1 (120kW)	2/00-7/03	F	F		22-0207-0	22-0207-0K	Ate	Th 19,5	
					22-0210-0	22-0210-0K	Ate	Th 17,0	
	00-03	R	F		23-0396C			Ø 296,0 Th 22,0-20,4	Vent., (Coated), Exc. Authority Cars
					23-0693C			Ø 324,0 Th 30,0-28,4	Vent., (Coated), Authority Cars
	00-03	R	F		23-0397C			Ø 298,0 Th 10,0-8,1	(Coated), Exc. Authority Cars
23-0398C							Ø 298,0 Th 20,0-18,4	Vent., (Coated)	
2/00-7/03	R	F		53-0017	53-0017K	Ate	185,0x20	Hand Brake	
525 i Eng.M54256S5 (141kW)	9/00-7/03	F	F		22-0207-0	22-0207-0K	Ate	Th 19,5	
					22-0210-0	22-0210-0K	Ate	Th 17,0	
	00-03	R	F		23-0396C			Ø 296,0 Th 22,0-20,4	Vent., (Coated), Exc. Authority Cars
					23-0693C			Ø 324,0 Th 30,0-28,4	Vent., (Coated), Authority Cars
00-03	R	F		23-0397C			Ø 298,0 Th 10,0-8,1	(Coated), Exc. Authority Cars	
				23-0398C			Ø 298,0 Th 20,0-18,4	Vent., (Coated)	
525 TD Eng.M51D25 (85kW)	1/97-7/03	F	F		22-0207-0	22-0207-0K	Ate	Th 19,5	
					22-0210-0	22-0210-0K	Ate	Th 17,0	
	97-00	R	F		23-0396C			Ø 296,0 Th 22,0-20,4	Vent., (Coated)
					23-0397C			Ø 298,0 Th 10,0-8,1	(Coated), Exc. Authority Cars

		Spare Parts	F/R	L/R	METELLI ref.	METELLI ref. w/KIT		DIMENSIONS mm.	NOTE
525 TD Eng.M51D25 (85kW)	97-00		R		23-0398C			Ø 298,0 Th 20,0-18,4	Vent., (Coated), Authority Cars
	1/97-7/03		R		53-0017	53-0017K	Ate	185,0x20	Hand Brake
525 TDs Eng.M51D25(Inter.) (105kW)	1/96-7/03		F		22-0207-0	22-0207-0K	Ate	Th 19,5	
	1/96-7/03		R		22-0210-0	22-0210-0K	Ate	Th 17,0	
	96-00		F		23-0396C			Ø 296,0 Th 22,0-20,4	Vent., (Coated)
	96-00		R		23-0397C			Ø 298,0 Th 10,0-8,1	(Coated), Exc. Authority Cars
	96-03		R		23-0398C			Ø 298,0 Th 20,0-18,4	Vent., (Coated), Authority Cars
	1/96-7/03		R		53-0017	53-0017K	Ate	185,0x20	Hand Brake
528 i Eng.M52B28 (142kW)	11/95-9/00		F		22-0207-0	22-0207-0K	Ate	Th 19,5	
	11/95-9/00		R		22-0210-0	22-0210-0K	Ate	Th 17,0	
	95-00		F		23-0396C			Ø 296,0 Th 22,0-20,4	Vent., (Coated)
	95-00		R		23-0398C			Ø 298,0 Th 20,0-18,4	Vent., (Coated)
	11/95-9/00		R		53-0017	53-0017K	Ate	185,0x20	Hand Brake
530 D Eng.M57D30 (135kW)	-00		F		22-0207-0	22-0207-0K	Ate	Th 19,5	
	00-		F		22-0559-0	22-0559-0K	Ate	Th 19,0	
	8/98-9/00		R		22-0210-0	22-0210-0K	Ate	Th 17,0	
	98-00		F		23-0396C			Ø 296,0 Th 22,0-20,4	Vent., (Coated)
	98-00		R		23-0398C			Ø 298,0 Th 20,0-18,4	Vent., (Coated)
	8/98-9/00		R		53-0017	53-0017K	Ate	185,0x20	Hand Brake
530 D Eng.M57D30 (142kW)	-00		F		22-0207-0	22-0207-0K	Ate	Th 19,5	
	00-		F		22-0559-0	22-0559-0K	Ate	Th 19,0	
	9/00-7/03		R		22-0210-0	22-0210-0K	Ate	Th 17,0	
	00-03		F		23-0693C			Ø 324,0 Th 30,0-28,4	Vent., (Coated)
	00-03		R		23-0398C			Ø 298,0 Th 20,0-18,4	Vent., (Coated)
530 i Eng.M54306S3 (170kW)	9/00-7/03		F		22-0559-0	22-0559-0K	Ate	Th 19,0	
	9/00-7/03		R		22-0210-0	22-0210-0K	Ate	Th 17,0	
	9/00-7/03		F		23-0693C			Ø 324,0 Th 30,0-28,4	Vent., (Coated)
	9/00-7/03		R		23-0398C			Ø 298,0 Th 20,0-18,4	Vent., (Coated)
535 i Eng.M62B(358S1) (173kW)	4/96-3/99		F		22-0207-0	22-0207-0K	Ate	Th 19,5	
	4/96-3/99		R		22-0210-0	22-0210-0K	Ate	Th 17,0	
	10/97-99		F		23-0703C			Ø 324,0 Th 30,0-28,4	Vent., (Coated)
	96-9/97		F		23-0396C			Ø 296,0 Th 22,0-20,4	Vent., (Coated)
	96-99		R		23-0398C			Ø 298,0 Th 20,0-18,4	Vent., (Coated)
535 i Eng.M62B(358S2) (180kW)	4/96-3/99		R		53-0017	53-0017K	Ate	185,0x20	Hand Brake
	-00		F		22-0207-0	22-0207-0K	Ate	Th 19,5	
	00-		F		22-0559-0	22-0559-0K	Ate	Th 19,0	
	4/99-7/03		R		22-0210-0	22-0210-0K	Ate	Th 17,0	
	99-		F		23-0693C			Ø 324,0 Th 30,0-28,4	Vent., (Coated)
	99-		F		23-0703C			Ø 324,0 Th 30,0-28,4	Vent., (Coated)
540 i Eng.M62B44 (210kW)	4/96-7/03		R		23-0398C			Ø 298,0 Th 20,0-18,4	Vent., (Coated)
	4/96-7/03		R		53-0017	53-0017K	Ate	185,0x20	Hand Brake
	96-00		F		23-0703C			Ø 324,0 Th 30,0-28,4	Vent., (Coated)
	00-03		F		23-0693C			Ø 324,0 Th 30,0-28,4	Vent., (Coated)
	96-03		R		23-0398C			Ø 298,0 Th 20,0-18,4	Vent., (Coated)
4/96-7/03		R		53-0017	53-0017K	Ate	185,0x20	Hand Brake	
<b>5 IV Touring (E39) 11/95-7/03</b>									
520 D Eng.M47D20 / M47204D1 (100kW)	2/00-6/02		F		22-0207-0	22-0207-0K	Ate	Th 19,5	
	2/00-6/02		R		22-0210-0	22-0210-1K	Ate	Th 17,0	
	00-		F		23-0396C			Ø 296,0 Th 22,0-20,4	Vent., (Coated), Exc. Authority Cars
	00-03		F		23-0693C			Ø 324,0 Th 30,0-28,4	Vent., (Coated), Authority Cars
	00-		R		23-0398C			Ø 298,0 Th 20,0-18,4	Vent., (Coated)
520 D Eng.M47N204D4 (110kW)	2/00-6/02		R		53-0017	53-0017K	Ate	185,0x20	Hand Brake
	6/02-		F		22-0207-0	22-0207-0K	Ate	Th 19,5	
	6/02-		R		22-0210-0	22-0210-1K	Ate	Th 17,0	
	02-		F		23-0396C			Ø 296,0 Th 22,0-20,4	Vent., (Coated), Exc. Authority Cars
520 i Eng.M52B(206S3)Vanos (100kW)	6/02-7/03		R		23-0398C			Ø 298,0 Th 20,0-18,4	Vent., (Coated)
	4/99-		F		22-0207-0	22-0207-0K	Ate	Th 19,5	
	4/99-		R		22-0210-0	22-0210-1K	Ate	Th 17,0	
520 i Eng.M52B(206S3)Vanos (100kW)	99-		F		23-0396C			Ø 296,0 Th 22,0-20,4	Vent., (Coated), Exc. Authority Cars
	99-		R		23-0398C			Ø 298,0 Th 20,0-18,4	Vent., (Coated)
4/99-7/03		R		53-0017	53-0017K	Ate	185,0x20	Hand Brake	
































			Spare Parts	F/R	L/R	METELLI ref.	METELLI ref. w/KIT		DIMENSIONS mm.	NOTE
520 i Eng.M52B(206S3-206S4) (110kW)	1/96-9/00		F	R	L	22-0207-0	22-0207-0K	Ate	Th 19,5	
						22-0210-0	22-0210-1K	Ate	Th 17,0	
	96-00		F	R	L	23-0396C			Ø 296,0 Th 22,0-20,4	Vent., (Coated), Exc. Authority Cars
						23-0693C			Ø 324,0 Th 30,0-28,4	Vent., (Coated), Authority Cars
	96-00		F	R	L	23-0398C			Ø 298,0 Th 20,0-18,4	Vent., (Coated)
						53-0017	53-0017K	Ate	185,0x20	Hand Brake
520 i Eng.M54B22 (125kW)	9/00-00-00-00-03		F	R	L	22-0207-0	22-0207-0K	Ate	Th 19,5	
						22-0210-0	22-0210-1K	Ate	Th 17,0	
	9/00-00-00-03		F	R	L	23-0396C			Ø 296,0 Th 22,0-20,4	Vent., (Coated), Exc. Authority Cars
						23-0693C			Ø 324,0 Th 30,0-28,4	Vent., (Coated), Authority Cars
	9/00-00-00-03		F	R	L	23-0398C			Ø 298,0 Th 20,0-18,4	Vent., (Coated)
						53-0017	53-0017K	Ate	185,0x20	Hand Brake
523 i Eng.M52B25(Vanos) (125kW)	11/95-9/00		F	R	L	22-0207-0	22-0207-0K	Ate	Th 19,5	
						22-0210-0	22-0210-1K	Ate	Th 17,0	
	95-00		F	R	L	23-0396C			Ø 296,0 Th 22,0-20,4	Vent., (Coated)
						23-0398C			Ø 298,0 Th 20,0-18,4	Vent., (Coated)
	11/95-9/00		F	R	L	53-0017	53-0017K	Ate	185,0x20	Hand Brake
525 D Eng.M57256D1 / M57D25 (120kW)	2/00-00-00-03		F	R	L	22-0207-0	22-0207-0K	Ate	Th 19,5	
						22-0210-0	22-0210-1K	Ate	Th 17,0	
	2/00-00-00-03		F	R	L	23-0396C			Ø 296,0 Th 22,0-20,4	Vent., (Coated), Exc. Authority Cars
						23-0693C			Ø 324,0 Th 30,0-28,4	Vent., (Coated), Authority Cars
	2/00-00-00-03		F	R	L	23-0398C			Ø 298,0 Th 20,0-18,4	Vent., (Coated)
						53-0017	53-0017K	Ate	185,0x20	Hand Brake
525 i Eng.M54256S5 / M54B25 (141kW)	9/00-00-00-03		F	R	L	22-0207-0	22-0207-0K	Ate	Th 19,5	
						22-0210-0	22-0210-1K	Ate	Th 17,0	
	9/00-00-00-03		F	R	L	23-0396C			Ø 296,0 Th 22,0-20,4	Vent., (Coated), Exc. Authority Cars
						23-0693C			Ø 324,0 Th 30,0-28,4	Vent., (Coated), Authority Cars
	9/00-00-00-03		F	R	L	23-0398C			Ø 298,0 Th 20,0-18,4	Vent., (Coated)
525 tDs Eng.M51D25(Inter.) (105kW)	1/96-96-00		F	R	L	22-0207-0	22-0207-0K	Ate	Th 19,5	
						22-0210-0	22-0210-1K	Ate	Th 17,0	
	96-00		F	R	L	23-0396C			Ø 296,0 Th 22,0-20,4	Vent., (Coated)
						23-0398C			Ø 298,0 Th 20,0-18,4	Vent., (Coated)
	1/96-7/03		F	R	L	53-0017	53-0017K	Ate	185,0x20	Hand Brake
528 i Eng.M52B28, M52B28TU (142kW)	11/95-9/00		F	R	L	22-0207-0	22-0207-0K	Ate	Th 19,5	
						22-0210-0	22-0210-1K	Ate	Th 17,0	
	95-00		F	R	L	23-0396C			Ø 296,0 Th 22,0-20,4	Vent., (Coated)
						23-0398C			Ø 298,0 Th 20,0-18,4	Vent., (Coated)
	11/95-9/00		F	R	L	53-0017	53-0017K	Ate	185,0x20	Hand Brake
530 D Eng.M57D30 (135kW)	-00-8/98-9/00		F	R	L	22-0207-0	22-0207-0K	Ate	Th 19,5	
						22-0559-0	22-0559-0K	Ate	Th 19,0	
	-00-8/98-9/00		F	R	L	22-0210-0	22-0210-1K	Ate	Th 17,0	
						23-0396C			Ø 296,0 Th 22,0-20,4	Vent., (Coated)
	-00-8/98-9/00		F	R	L	23-0398C			Ø 298,0 Th 20,0-18,4	Vent., (Coated)
						53-0017	53-0017K	Ate	185,0x20	Hand Brake
530 D Eng.M57D30 (142kW)	-00-9/00-00-03		F	R	L	22-0207-0	22-0207-0K	Ate	Th 19,5	
						22-0559-0	22-0559-0K	Ate	Th 19,0	
	-00-9/00-00-03		F	R	L	22-0210-0	22-0210-1K	Ate	Th 17,0	
						23-0693C			Ø 324,0 Th 30,0-28,4	Vent., (Coated)
	-00-9/00-00-03		F	R	L	23-0398C			Ø 298,0 Th 20,0-18,4	Vent., (Coated)
						53-0017	53-0017K	Ate	185,0x20	Hand Brake
530 i Eng.M54306S3 / M54B30 (170kW)	9/00-00-00-03		F	R	L	22-0559-0	22-0559-0K	Ate	Th 19,0	
						22-0210-0	22-0210-1K	Ate	Th 17,0	
	9/00-00-00-03		F	R	L	23-0693C			Ø 324,0 Th 30,0-28,4	Vent., (Coated)
						23-0398C			Ø 298,0 Th 20,0-18,4	Vent., (Coated)
	9/00-00-00-03		F	R	L	22-0559-0	22-0559-0K	Ate	Th 19,0	
						22-0210-0	22-0210-1K	Ate	Th 17,0	
540 i Eng.M62B44 / M62B44TU / M62448S2 (210kW)	4/96-00-00-03		F	R	L	23-0693C			Ø 324,0 Th 30,0-28,4	Vent., (Coated)
						23-0703C			Ø 324,0 Th 30,0-28,4	Vent., (Coated)
	4/96-00-00-03		F	R	L	23-0398C			Ø 298,0 Th 20,0-18,4	Vent., (Coated)
						53-0017	53-0017K	Ate	185,0x20	Hand Brake
<b>5 V (E60) 7/03-7/09</b>										
5.0 M5 Eng.S85B50A (373kW)	9/04-9/04		F	R	L	22-0772-0	22-0772-0K	Ate	Th 20,5	
						22-0773-0	22-0773-0K	Ate	Th 17,0	
	9/04-9/04		F	R	L	53-0011	53-0011K	Ate	160,0x25	Hand Brake
						53-0019	53-0019K	Ate	185,0x30	Hand Brake
520 D Eng.M47N204D4 (110kW)	9/05-9/05		F	R	L	22-0557-0	22-0557-0K	Ate	Th 20,0	
						22-0558-0	22-0558-0K	Ate	Th 20,0	A/T

		Spare Parts	F/R	L/R	METELLI ref.	METELLI ref. w/KIT		DIMENSIONS mm.	NOTE
520 D Eng.M47N204D4 (110kW)		f	R		22-0644-0	22-0644-0K	Ate	Th 17,0	
			F		23-0805			Ø 324,0 Th 30,0-28,4	Vent., Authority Cars
			F		23-0809C			Ø 309,8 Th 24,0-22,4	Vent., (Coated), Exc. Authority Cars
			R		23-0815			Ø 320,0 Th 20,0-18,4	Vent.
520 D Eng.M47N204D5 (120kW)		f	F		22-0557-0	22-0557-0K	Ate	Th 20,0	
			F		22-0558-0	22-0558-0K	Ate	Th 20,0	A/T
			R		22-0644-0	22-0644-0K	Ate	Th 17,0	
			F		23-0809C			Ø 309,8 Th 24,0-22,4	Vent., (Coated), Exc. Authority Cars
			F		23-0805			Ø 324,0 Th 30,0-28,4	Vent., Authority Cars
			R		23-0815			Ø 320,0 Th 20,0-18,4	Vent.
520 D Eng.N47D20A (130kW)		f	F		22-0557-0	22-0557-0K	Ate	Th 20,0	
			F		22-0558-0	22-0558-0K	Ate	Th 20,0	A/T
			R		22-0644-0	22-0644-0K	Ate	Th 17,0	
			F		23-0809C			Ø 309,8 Th 24,0-22,4	Vent., (Coated), Exc. Authority Cars
			F		23-0805			Ø 324,0 Th 30,0-28,4	Vent., Authority Cars
			R		23-0815			Ø 320,0 Th 20,0-18,4	Vent.
520i Eng.M54226S1 (125kW)		f	F		22-0557-0	22-0557-0K	Ate	Th 20,0	
			F		22-0558-0	22-0558-0K	Ate	Th 20,0	A/T
			R		22-0644-0	22-0644-0K	Ate	Th 17,0	
			F		23-0809C			Ø 309,8 Th 24,0-22,4	Vent., (Coated), M/T
			F		23-0805			Ø 324,0 Th 30,0-28,4	Vent., A/T
			R		23-0815			Ø 320,0 Th 20,0-18,4	Vent.
			R		53-0019	53-0019K	Ate	185,0x30	Hand Brake
520i Eng.N43B20A (125kW)		f	F		22-0557-0	22-0557-0K	Ate	Th 20,0	
			F		22-0558-0	22-0558-0K	Ate	Th 20,0	A/T
			R		22-0644-0	22-0644-0K	Ate	Th 17,0	
			F		23-0809C			Ø 309,8 Th 24,0-22,4	Vent., (Coated), M/T
			F		23-0805			Ø 324,0 Th 30,0-28,4	Vent., Authority Cars
			R		23-0815			Ø 320,0 Th 20,0-18,4	Vent.
523i Eng.N52B25A (130kW)		f	F		22-0557-0	22-0557-0K	Ate	Th 20,0	
			F		22-0558-0	22-0558-0K	Ate	Th 20,0	A/T
			R		22-0644-0	22-0644-0K	Ate	Th 17,0	
			F		23-0809C			Ø 309,8 Th 24,0-22,4	Vent., (Coated), Exc. Authority Cars
			F		23-0805			Ø 324,0 Th 30,0-28,4	Vent., Authority Cars
523i Eng.N53B25A (140kW)		f	F		22-0557-0	22-0557-0K	Ate	Th 20,0	
			F		22-0558-0	22-0558-0K	Ate	Th 20,0	A/T
			R		22-0644-0	22-0644-0K	Ate	Th 17,0	
			F		23-0805			Ø 324,0 Th 30,0-28,4	Vent., Authority Cars
			F		23-0809C			Ø 309,8 Th 24,0-22,4	Vent., (Coated), Exc. Authority Cars
525 D Eng.M57256D1 (120kW)		f	F		22-0557-0	22-0557-0K	Ate	Th 20,0	
			F		22-0558-0	22-0558-0K	Ate	Th 20,0	A/T
			R		22-0644-0	22-0644-0K	Ate	Th 17,0	
			F		23-0805			Ø 324,0 Th 30,0-28,4	Vent., Authority Cars
			F		23-0809C			Ø 309,8 Th 24,0-22,4	Vent., (Coated), Exc. Authority Cars
525 D Eng.M57N256D4 (130kW)		f	F		22-0557-0	22-0557-0K	Ate	Th 20,0	
			F		22-0558-0	22-0558-0K	Ate	Th 20,0	A/T
			R		22-0644-0	22-0644-0K	Ate	Th 17,0	
			F		23-0809C			Ø 309,8 Th 24,0-22,4	Vent., (Coated), Exc. Authority Cars
			F		23-0805			Ø 324,0 Th 30,0-28,4	Vent., Authority Cars
525 D, xd Eng.M57306D3 (145kW)		f	F		22-0557-0	22-0557-0K	Ate	Th 20,0	
			F		22-0558-0	22-0558-0K	Ate	Th 20,0	A/T
			R		22-0644-0	22-0644-0K	Ate	Th 17,0	
			F		23-0805			Ø 324,0 Th 30,0-28,4	Vent., Only D Exc. Authority Cars
			F		23-0805			Ø 324,0 Th 30,0-28,4	Vent., Only XD
525 i, xi Eng.N53B30 / N53B30A (160kW)		f	F		22-0558-0	22-0558-0K	Ate	Th 20,0	
			R		22-0644-0	22-0644-0K	Ate	Th 17,0	
			F		23-0853C			Ø 347,8 Th 30,0-28,4	Vent., (Coated), IP
			F		23-0805			Ø 324,0 Th 30,0-28,4	Vent.
525i Eng.M54256S5 (141kW)		f	F		22-0558-0	22-0558-0K	Ate	Th 20,0	
			R		22-0644-0	22-0644-0K	Ate	Th 17,0	
			F		23-0805			Ø 324,0 Th 30,0-28,4	Vent., Authority Cars
			F		23-0809C			Ø 309,8 Th 24,0-22,4	Vent., (Coated), Exc. Authority Cars
























		Spare Parts	F/R	L/R	METELLI ref.	METELLI ref. w/KIT		DIMENSIONS mm.	NOTE	
525i Eng.M54256S5 (141kW)	03-		R		23-0815			Ø 320,0 Th 20,0-18,4	Vent.	
	9/03-		R		53-0019	53-0019K	Ate	185,0x30	Hand Brake	
525i Eng.N52B25A (160kW)	7/05-		F		22-0558-0	22-0558-0K	Ate	Th 20,0		
	7/05-		R		22-0644-0	22-0644-0K	Ate	Th 17,0		
	3/07-		F		23-0809C			Ø 309,8 Th 24,0-22,4	Vent., (Coated), Exc. Authority Cars	
	3/07-		F		23-0805			Ø 324,0 Th 30,0-28,4	Vent., Authority Cars	
	7/05-3/07		F		23-0805			Ø 324,0 Th 30,0-28,4	Vent.	
	05-		R		23-0815			Ø 320,0 Th 20,0-18,4	Vent.	
525xi Eng.N52B25A (160kW)	7/05-		F		22-0558-0	22-0558-0K	Ate	Th 20,0		
	7/05-		R		22-0644-0	22-0644-0K	Ate	Th 17,0		
525xi Eng.N52B25A (160kW)	05-		F		23-0805			Ø 324,0 Th 30,0-28,4	Vent.	
	05-07		R		23-0815			Ø 320,0 Th 20,0-18,4	Vent.	
	7/05-		R		53-0019	53-0019K	Ate	185,0x30	Hand Brake	
	530 D Eng.N57306D2 (160kW)	7/03-		F		22-0558-0	22-0558-0K	Ate	Th 20,0	
		7/03-		R		22-0644-0	22-0644-0K	Ate	Th 17,0	
530 D, xd Eng.M54B30 (170kW)	03-		F		23-0853C			Ø 347,8 Th 30,0-28,4	Vent., (Coated)	
	03-05		F		23-0805			Ø 324,0 Th 30,0-28,4	Vent., Exc. Authority Cars	
	03-		R		23-0815			Ø 320,0 Th 20,0-18,4	Vent., Exc. Authority Cars	
	7/03-		R		53-0019	53-0019K	Ate	185,0x30	Hand Brake	
530 D, xd Eng.M57306D3 (173kW)	7/03-		F		22-0558-0	22-0558-0K	Ate	Th 20,0		
	7/03-		R		22-0644-0	22-0644-0K	Ate	Th 17,0		
	03-		F		23-0853C			Ø 347,8 Th 30,0-28,4	Vent., (Coated)	
	03-07		F		23-0805			Ø 324,0 Th 30,0-28,4	Vent., Only D Exc. Authority Cars	
	7/03-		F		23-0805			Ø 324,0 Th 30,0-28,4	Vent., Only XD	
530 D, xd Eng.M57306D3 (173kW)	03-		R		23-0815			Ø 320,0 Th 20,0-18,4	Vent., Only D Exc. Authority Cars	
	1/07-		F		22-0558-0	22-0558-0K	Ate	Th 20,0		
	1/07-		R		22-0644-0	22-0644-0K	Ate	Th 17,0		
	07-		F		23-0805			Ø 324,0 Th 30,0-28,4	Vent., Only D Exc. Authority Cars	
530i Eng.M54306S3 (170kW)	07-		R		23-0815			Ø 320,0 Th 20,0-18,4	Vent., Only D Exc. Authority Cars	
	530i Eng.M54306S3 (170kW)	7/03-		F	22-0558-0	22-0558-0K	Ate	Th 20,0		
530i Eng.M54306S3 (170kW)	7/03-		R		22-0644-0	22-0644-0K	Ate	Th 17,0		
	03-05		F		23-0805			Ø 324,0 Th 30,0-28,4	Vent.	
	03-		R		23-0815			Ø 320,0 Th 20,0-18,4	Vent.	
	7/03-		R		53-0019	53-0019K	Ate	185,0x30	Hand Brake	
530i Eng.N52B30A (190kW)	7/05-		F		22-0558-0	22-0558-0K	Ate	Th 20,0		
	7/05-		R		22-0644-0	22-0644-0K	Ate	Th 17,0		
	05-		F		23-0853C			Ø 347,8 Th 30,0-28,4	Vent., (Coated)	
	05-07		F		23-0805			Ø 324,0 Th 30,0-28,4	Vent., Exc. Authority Cars	
	05-07		R		23-0815			Ø 320,0 Th 20,0-18,4	Vent., Exc. Authority Cars	
530i Eng.N52B30A (200kW)	3/07-		F		22-0558-0	22-0558-0K	Ate	Th 20,0		
	3/07-		R		22-0644-0	22-0644-0K	Ate	Th 17,0		
	07-		F		23-0805			Ø 324,0 Th 30,0-28,4	Vent., Exc. Authority Cars	
	07-		R		23-0815			Ø 320,0 Th 20,0-18,4	Vent., Exc. Authority Cars	
530xi Eng.N52B30A (190kW)	7/05-		F		22-0558-0	22-0558-0K	Ate	Th 20,0		
	7/05-		R		22-0644-0	22-0644-0K	Ate	Th 17,0		
	05-		F		23-0853C			Ø 347,8 Th 30,0-28,4	Vent., (Coated)	
530xi Eng.N52B30A (200kW)	05-07		F		23-0805			Ø 324,0 Th 30,0-28,4	Vent.	
	530xi Eng.N52B30A (200kW)	3/07-		F	22-0558-0	22-0558-0K	Ate	Th 20,0		
530xi Eng.N52B30A (200kW)	3/07-		R		22-0644-0	22-0644-0K	Ate	Th 17,0		
	07-		F		23-0805			Ø 324,0 Th 30,0-28,4	Vent.	
	07-		R		23-0815			Ø 320,0 Th 20,0-18,4	Vent.	
	535 D Eng.M57306D4 (200kW)	9/04-		F		22-0772-0	22-0772-0K	Ate	Th 20,5	
9/04-			R		22-0773-0	22-0773-0K	Ate	Th 17,0		
535 D Eng.M57N306D5 (210kW)	3/07-		F		22-0772-0	22-0772-0K	Ate	Th 20,5		
	3/07-		R		22-0773-0	22-0773-0K	Ate	Th 17,0		
540i Eng.N62B40A (225kW)	7/05-		F		22-0558-0	22-0558-0K	Ate	Th 20,0		
	7/05-		R		22-0773-0	22-0773-0K	Ate	Th 17,0		
	05-		F		23-0853C			Ø 347,8 Th 30,0-28,4	Vent., (Coated)	
545i Eng.N62B44 (245kW)	9/03-		F		22-0558-0	22-0558-0K	Ate	Th 20,0		
	9/03-		R		22-0773-0	22-0773-0K	Ate	Th 17,0		
	03-		F		23-0853C			Ø 347,8 Th 30,0-28,4	Vent., (Coated)	
	9/03-		R		53-0019	53-0019K	Ate	185,0x30	Hand Brake	
550i Eng.N62B48B (270kW)	7/05-		F		22-0772-0	22-0772-0K	Ate	Th 20,5		
	7/05-		R		22-0773-0	22-0773-0K	Ate	Th 17,0		
	05-		F		23-0853C			Ø 347,8 Th 30,0-28,4	Vent., (Coated)	
	05-		R		23-0815			Ø 320,0 Th 20,0-18,4	Vent.	



			SPARE PARTS	F/R	L/R	METELLI ref.	METELLI ref. w/KIT		DIMENSIONS mm.	NOTE
<b>5 V Touring (E61) 7/03-7/09</b>										
5.0 M5 Eng.S85B50A (373kW)	9/04		F			22-0772-0	22-0772-0K	Ate	Th 20,5	
	9/04		R			22-0773-0	22-0773-0K	Ate	Th 17,0	
	9/04		R			53-0019	53-0019K	Ate	185,0x30	Hand Brake
520 D Eng.M47N204D4 (110kW)	9/05		F			22-0557-0	22-0557-0K	Ate	Th 20,0	
	9/05		F			22-0558-0	22-0558-0K	Ate	Th 20,0	A/T
	9/05		R			22-0644-0	22-0644-1K	Ate	Th 17,0	
	05-05		F			23-0805			Ø 324,0 Th 30,0-28,4	Vent., Authority Cars
	05-05		R			23-0815			Ø 320,0 Th 20,0-18,4	Vent.
520 D Eng.M47N204D5 (120kW)	7/05		F			22-0557-0	22-0557-0K	Ate	Th 20,0	
	7/05		F			22-0558-0	22-0558-0K	Ate	Th 20,0	A/T
	7/05		R			22-0644-0	22-0644-1K	Ate	Th 17,0	
	05-05		F			23-0809C			Ø 309,8 Th 24,0-22,4	Vent., (Coated), Exc. Authority Cars
	05-05		F			23-0805			Ø 324,0 Th 30,0-28,4	Vent., Authority Cars
	05-05		R			23-0815			Ø 320,0 Th 20,0-18,4	Vent.
520 D Eng.N47D20A (130kW)	9/07		F			22-0557-0	22-0557-0K	Ate	Th 20,0	
	9/07		F			22-0558-0	22-0558-0K	Ate	Th 20,0	A/T
	9/07		R			22-0644-0	22-0644-1K	Ate	Th 17,0	
	07-07		F			23-0805			Ø 324,0 Th 30,0-28,4	Vent.
	07-07		R			23-0815			Ø 320,0 Th 20,0-18,4	Vent.
	520i Eng.M54226S1 (125kW)	7/03		F			22-0557-0	22-0557-0K	Ate	Th 20,0
7/03		F				22-0558-0	22-0558-0K	Ate	Th 20,0	A/T
7/03		R				22-0644-0	22-0644-1K	Ate	Th 17,0	
03-05			F			23-0805			Ø 324,0 Th 30,0-28,4	Vent., A/T
03-05			R			23-0815			Ø 320,0 Th 20,0-18,4	Vent.
7/03			R			53-0019	53-0019K	Ate	185,0x30	Hand Brake
520i Eng.N43B20A (125kW)	07-07		F			22-0557-0	22-0557-0K	Ate	Th 20,0	
	07-07		F			22-0558-0	22-0558-0K	Ate	Th 20,0	A/T
	07-07		R			22-0644-0	22-0644-0K	Ate	Th 17,0	
	07-07		F			23-0809C			Ø 309,8 Th 24,0-22,4	Vent., (Coated), M/T
	07-07		F			23-0805			Ø 324,0 Th 30,0-28,4	Vent., Authority Cars
	07-07		R			23-0815			Ø 320,0 Th 20,0-18,4	Vent.
523i Eng.N52B25A (130kW)	7/05		F			22-0557-0	22-0557-0K	Ate	Th 20,0	
	7/05		F			22-0558-0	22-0558-0K	Ate	Th 20,0	A/T
	7/05		R			22-0644-0	22-0644-1K	Ate	Th 17,0	
	05-05		F			23-0809C			Ø 309,8 Th 24,0-22,4	Vent., (Coated), Exc. Authority Cars
	05-07		F			23-0805			Ø 324,0 Th 30,0-28,4	Vent., Authority Cars
	05-05		R			23-0815			Ø 320,0 Th 20,0-18,4	Vent.
523i Eng.N53B25A (140kW)	3/07		F			22-0557-0	22-0557-0K	Ate	Th 20,0	
	3/07		F			22-0558-0	22-0558-0K	Ate	Th 20,0	A/T
	3/07		R			22-0644-0	22-0644-1K	Ate	Th 17,0	
	07-07		F			23-0805			Ø 324,0 Th 30,0-28,4	Vent., Authority Cars
	3/07		F			23-0809C			Ø 309,8 Th 24,0-22,4	Vent., (Coated), Exc. Authority Cars
	07-07		R			23-0815			Ø 320,0 Th 20,0-18,4	Vent.
525 D Eng.M57N256D1 (120kW)	12/04		F			22-0557-0	22-0557-0K	Ate	Th 20,0	
	12/04		F			22-0558-0	22-0558-0K	Ate	Th 20,0	A/T
	12/04		R			22-0644-0	22-0644-1K	Ate	Th 17,0	
	04-04		F			23-0805			Ø 324,0 Th 30,0-28,4	Vent., Authority Cars
	04-07		R			23-0815			Ø 320,0 Th 20,0-18,4	Vent.
525 D Eng.M57N256D4 (130kW)	6/04		F			22-0557-0	22-0557-0K	Ate	Th 20,0	
	6/04		F			22-0558-0	22-0558-0K	Ate	Th 20,0	A/T
	6/04		R			22-0644-0	22-0644-1K	Ate	Th 17,0	
	04-04		F			23-0809C			Ø 309,8 Th 24,0-22,4	Vent., (Coated), Exc. Authority Cars
	04-04		F			23-0805			Ø 324,0 Th 30,0-28,4	Vent., Authority Cars
	04-04		R			23-0815			Ø 320,0 Th 20,0-18,4	Vent.
525 D, xd Eng.N57306D3 (145kW)	3/07		F			22-0557-0	22-0557-0K	Ate	Th 20,0	
	3/07		F			22-0558-0	22-0558-0K	Ate	Th 20,0	A/T
	3/07		R			22-0644-0	22-0644-1K	Ate	Th 17,0	
	07-07		F			23-0805			Ø 324,0 Th 30,0-28,4	Vent., Only D Exc. Authority Cars
	3/07		F			23-0805			Ø 324,0 Th 30,0-28,4	Vent., Only XD
	3/07		R			23-0815			Ø 320,0 Th 20,0-18,4	Vent., D Exc. Authority Cars
525i Eng.M54256S5 (141kW)	9/03		F			22-0558-0	22-0558-0K	Ate	Th 20,0	
	9/03		R			22-0644-0	22-0644-1K	Ate	Th 17,0	
	03-03		F			23-0809C			Ø 309,8 Th 24,0-22,4	Vent., (Coated), Exc. Authority Cars
	03-03		F			23-0805			Ø 324,0 Th 30,0-28,4	Vent., Authority Cars
	03-03		R			23-0815			Ø 320,0 Th 20,0-18,4	Vent.
	9/03		R			53-0019	53-0019K	Ate	185,0x30	Hand Brake



























































		Spare Parts	F/R	L/R	METELLI ref.	METELLI ref. w/KIT		DIMENSIONS mm.	NOTE
525i Eng.N52B25A / N53B30A (160kW)	7/05- 7/05- 7/05-		F		22-0557-0	22-0557-0K	Ate	Th 20,0	
			F		22-0558-0	22-0558-0K	Ate	Th 20,0	
			R		22-0644-0	22-0644-1K	Ate	Th 17,0	
	05- 05- 05-07- 3/07-		F		23-0809C			Ø 309,8 Th 24,0-22,4	Vent., (Coated), Exc. Authority Cars
			F		23-0805			Ø 324,0 Th 30,0-28,4	Vent., Authority Cars
			R		23-0815			Ø 320,0 Th 20,0-18,4	Vent.
			R		23-0815			Ø 320,0 Th 20,0-18,4	Vent., Exc. Authority Cars
	7/05-		R		53-0019	53-0019K	Ate	185,0x30	Hand Brake
525xi Eng.N52B25A (160kW)	1/07- 7/05- 7/05-		F		22-0772-0	22-0772-0K	Ate	Th 20,5	
			F		22-0558-0	22-0558-0K	Ate	Th 20,0	
			R		22-0644-0	22-0644-1K	Ate	Th 17,0	
	05- 05-07- 7/05-		F		23-0805			Ø 324,0 Th 30,0-28,4	Vent.
			R		23-0815			Ø 320,0 Th 20,0-18,4	Vent.
			R		53-0019	53-0019K	Ate	185,0x30	Hand Brake
530 D Eng.N57306D2 (160kW)	7/03- 7/03-		F		22-0558-0	22-0558-0K	Ate	Th 20,0	
			R		22-0644-0	22-0644-1K	Ate	Th 17,0	
	03- 03-05- 03-		F		23-0853C			Ø 347,8 Th 30,0-28,4	Vent., (Coated)
			F		23-0805			Ø 324,0 Th 30,0-28,4	Vent., Exc. Authority Cars
			R		23-0815			Ø 320,0 Th 20,0-18,4	Vent., Exc. Authority Cars
	7/03-		R		53-0019	53-0019K	Ate	185,0x30	Hand Brake
530 D, xd Eng.M54B30 (170kW)	7/03- 7/03-		F		22-0558-0	22-0558-0K	Ate	Th 20,0	
			R		22-0644-0	22-0644-1K	Ate	Th 17,0	
	03- 03-07- 7/03- 03-		F		23-0853C			Ø 347,8 Th 30,0-28,4	Vent., (Coated)
			F		23-0805			Ø 324,0 Th 30,0-28,4	Vent., Only D Exc. Authority Cars
			F		23-0805			Ø 324,0 Th 30,0-28,4	Vent., Only XD
			R		23-0815			Ø 320,0 Th 20,0-18,4	Vent., Only D Exc. Authority Cars
530 D, xd Eng.M57306D3 (173kW)	1/07- 1/07-		F		22-0558-0	22-0558-0K	Ate	Th 20,0	
			R		22-0644-0	22-0644-1K	Ate	Th 17,0	
	07- 07-		F		23-0805			Ø 324,0 Th 30,0-28,4	Vent., Only D Exc. Authority Cars
			R		23-0815			Ø 320,0 Th 20,0-18,4	Vent., Only D Exc. Authority Cars
530i Eng.M54306S3 (170kW)	7/03- 7/03-		F		22-0558-0	22-0558-0K	Ate	Th 20,0	
			R		22-0644-0	22-0644-1K	Ate	Th 17,0	
	03-05- 03- 7/03-		F		23-0805			Ø 324,0 Th 30,0-28,4	Vent.
			R		23-0815			Ø 320,0 Th 20,0-18,4	Vent.
			R		53-0019	53-0019K	Ate	185,0x30	Hand Brake
530i Eng.N52B30A (190kW)	7/05- 7/05-		F		22-0558-0	22-0558-0K	Ate	Th 20,0	
			R		22-0644-0	22-0644-1K	Ate	Th 17,0	
	05- 05-07- 05-07-		F		23-0853C			Ø 347,8 Th 30,0-28,4	Vent., (Coated)
			F		23-0805			Ø 324,0 Th 30,0-28,4	Vent., Exc. Authority Cars
			R		23-0815			Ø 320,0 Th 20,0-18,4	Vent., Exc. Authority Cars
530i Eng.N52B30A (200kW)	3/07- 3/07-		F		22-0558-0	22-0558-0K	Ate	Th 20,0	
			R		22-0644-0	22-0644-1K	Ate	Th 17,0	
	07- 07-		F		23-0805			Ø 324,0 Th 30,0-28,4	Vent., Exc. Authority Cars
			R		23-0815			Ø 320,0 Th 20,0-18,4	Vent., Exc. Authority Cars
530xi Eng.N52B30A (190kW)	7/05- 7/05-		F		22-0558-0	22-0558-0K	Ate	Th 20,0	
			R		22-0644-0	22-0644-1K	Ate	Th 17,0	
	05- 05-07-		F		23-0853C			Ø 347,8 Th 30,0-28,4	Vent., (Coated)
			F		23-0805			Ø 324,0 Th 30,0-28,4	Vent.
530xi Eng.N52B30A (200kW)	3/07- 3/07-		F		22-0558-0	22-0558-0K	Ate	Th 20,0	
			R		22-0644-0	22-0644-1K	Ate	Th 17,0	
	07- 07-		F		23-0805			Ø 324,0 Th 30,0-28,4	Vent.
			R		23-0815			Ø 320,0 Th 20,0-18,4	Vent.
535 D Eng.M57306D4 (200kW)	9/04- 9/04-		F		22-0772-0	22-0772-0K	Ate	Th 20,5	
			R		22-0773-0	22-0773-1K	Ate	Th 17,0	
535 D Eng.M57N306D5 (210kW)	3/07- 3/07-		F		22-0772-0	22-0772-0K	Ate	Th 20,5	
			R		22-0773-0	22-0773-1K	Ate	Th 17,0	
545i Eng.N62B44 (245kW)	9/03- 9/03-		F		22-0558-0	22-0558-0K	Ate	Th 20,0	
			R		22-0773-0	22-0773-1K	Ate	Th 17,0	
	03- 9/03-		F		23-0853C			Ø 347,8 Th 30,0-28,4	Vent., (Coated)
			R		53-0019	53-0019K	Ate	185,0x30	Hand Brake
550i Eng.N62B48B (270kW)	7/05- 7/05-		F		22-0772-0	22-0772-0K	Ate	Th 20,5	
			R		22-0773-0	22-0773-1K	Ate	Th 17,0	
	05- 05-		F		23-0853C			Ø 347,8 Th 30,0-28,4	Vent., (Coated)
			R		23-0815			Ø 320,0 Th 20,0-18,4	Vent.

			Spare Parts	F/R	L/R	METELLI ref.	METELLI ref. w/KIT		DIMENSIONS mm.	NOTE
<b>6 (E24) 4/76-9/90</b>										
628 CSi Eng.M30B28(L-Jetronic) (135kW)	9/79-8/87		F			22-0091-0	22-0091-0K	Ate	Th 19,5	
	9/79-8/87		R		22-0070-1	22-0070-1K	Ate	Th 17,0		
	79-5/82		F			23-0060			Ø 280,0 Th 22,0-21,0	Vent.
	5/82-		R		23-0095			Ø 284,0 Th 9,9-9,0		
630 CS Eng.M30B30(4A1) (136kW)	9/79-8/87		R			53-0011	53-0011K	Ate	160,0x25	Hand Brake
	76-8/79		F			23-0060			Ø 280,0 Th 22,0-21,0	Vent.
633 CSi Eng.M30B32(L-Jetronic) (147kW)	4/76-8/79		R			53-0011	53-0011K	Ate	160,0x25	Hand Brake
	76-78		F			23-0060			Ø 280,0 Th 22,0-21,0	Vent.
633 CSi Eng.M30B32(L-Jetronic/ 9:1) (145kW)	4/76-9/78		R			53-0011	53-0011K	Ate	160,0x25	Hand Brake
	78-84		F			23-0060			Ø 280,0 Th 22,0-21,0	Vent.
635 CSi Eng.M30B35 (141kW)	9/78-8/84		R			53-0011	53-0011K	Ate	160,0x25	Hand Brake
	4/85-9/90		F			22-0091-0	22-0091-0K	Ate	Th 19,5	
	4/85-9/90		R		22-0070-1	22-0070-1K	Ate	Th 17,0		
4/85-9/90		R			53-0013	53-0013K	Ate	180,0x25	Hand Brake	
635 CSi Eng.M30B35(L-Jetronic/ 10:1) (160kW)	6/78-8/88		F			22-0091-0	22-0091-0K	Ate	Th 19,5	
	6/78-8/88		R		22-0070-1	22-0070-1K	Ate	Th 17,0		
	78-5/82		F			23-0060			Ø 280,0 Th 22,0-21,0	Vent.
	5/82-		R		23-0095			Ø 284,0 Th 9,9-9,0		
6/78-8/88		R			53-0013	53-0013K	Ate	180,0x25	Hand Brake	
635 CSi Eng.M30B35(Motronic/ Kat.) (136-155kW)	-5/89		F			22-0091-0	22-0091-0K	Ate	Th 19,5	
	-5/89		R		22-0070-1	22-0070-1K	Ate	Th 17,0		
	4/76-5/89		R			53-0013	53-0013K	Ate	180,0x25	Hand Brake
M 635 CSi Eng.S38B35 (211kW)	3/84-5/89		F			22-0091-0	22-0091-0K	Ate	Th 19,5	
	3/84-5/89		R		22-0070-1	22-0070-1K	Ate	Th 17,0		
	84-		R			23-0095			Ø 284,0 Th 9,9-9,0	
M 635 CSi Eng.S38B35(Kat) (191kW)	10/86-10/88		F			22-0091-0	22-0091-0K	Ate	Th 19,5	
	10/86-10/88		R		22-0070-1	22-0070-1K	Ate	Th 17,0		
	86-		R			23-0095			Ø 284,0 Th 9,9-9,0	
<b>6 (E63, E64), Cabrio 1/04-</b>										
630i Eng.N52B30A (190kW)	9/04-		F			22-0558-0	22-0558-0K	Ate	Th 20,0	
	9/04-		R		22-0644-0	22-0644-0K	Ate	Th 17,0		
	04-		F			23-0805			Ø 324,0 Th 30,0-28,4	Vent.
	04-		R		23-0815			Ø 320,0 Th 20,0-18,4	Vent.	
9/04-		R			53-0019	53-0019K	Ate	185,0x30	Hand Brake	
630i Eng.N53B30 (200kW)	7/07-		F			22-0558-0	22-0558-0K	Ate	Th 20,0	
	7/07-		R		22-0644-0	22-0644-0K	Ate	Th 17,0		
	07-		F			23-0853C			Ø 347,8 Th 30,0-28,4	Vent., (Coated)
635 D Eng.M57N306D5 (210kW)	7/07-		F			22-0558-0	22-0558-0K	Ate	Th 20,0	
	7/07-		R		22-0644-0	22-0644-0K	Ate	Th 17,0		
645Ci Eng.N62B44A / N62B44 (245kW)	1/04-		F			22-0558-0	22-0558-0K	Ate	Th 20,0	
	1/04-		R		22-0773-0	22-0773-0K	Ate	Th 17,0		
	04-		F			23-0853C			Ø 347,8 Th 30,0-28,4	Vent., (Coated)
	1/04-		R		53-0019	53-0019K	Ate	185,0x30	Hand Brake	
650i Eng.N62B48B (270kW)	7/05-		F			22-0772-0	22-0772-0K	Ate	Th 20,5	
	7/05-		R		22-0773-0	22-0773-0K	Ate	Th 17,0		
M6 Eng.S85B50A (373kW)	9/05-		F			22-0772-0	22-0772-0K	Ate	Th 20,5	
	9/05-		R		22-0773-0	22-0773-0K	Ate	Th 17,0		
<b>7 I (E23) 5/77-8/86</b>										
728 Eng.M30B28 (125kW)	77-79		F			23-0060			Ø 280,0 Th 22,0-21,0	Vent.
	5/77-8/79		R		53-0011	53-0011K	Ate	160,0x25	Hand Brake	
728 i Eng.M30B28(L-Jetronic) (135kW)	78-9/82		F			23-0060			Ø 280,0 Th 22,0-21,0	Vent.
	-8/81		R		53-0011	53-0011K	Ate	160,0x25	Hand Brake	
	9/81-		R			53-0013	53-0013K	Ate	180,0x25	Hand Brake
730 Eng.M30B30(4A1) (135kW)	77-8/79		F			23-0060			Ø 280,0 Th 22,0-21,0	Vent.
	5/77-8/79		R		53-0011	53-0011K	Ate	160,0x25	Hand Brake	
732 i/733 i Eng.M30B32(Motronic/ 10:1) (145kW)	79-9/82		F			23-0060			Ø 280,0 Th 22,0-21,0	Vent.
	-8/81		R		53-0011	53-0011K	Ate	160,0x25	Hand Brake	
	9/81-		R			53-0013	53-0013K	Ate	180,0x25	Hand Brake
735 i Eng.M30B35(Motronic) (141-160kW)	79-9/81		F			23-0060			Ø 280,0 Th 22,0-21,0	Vent.
	9/79-8/86		R		53-0011	53-0011K	Ate	160,0x25	Hand Brake	
735 i Eng.M30B35(Motronic/ 8:1,Kat.) (136kW)	5/77-8/86		R			53-0011	53-0011K	Ate	160,0x25	Hand Brake
745 i Eng.M30B32(Turbo/ 8:1) (185kW)	4/80-4/83		R			53-0011	53-0011K	Ate	160,0x25	Hand Brake
































				Spare Parts	F/R	L/R	METELLI ref.	METELLI ref. w/KIT		DIMENSIONS mm.	NOTE
<b>7 II (E32) 9/86-9/94</b>											
730 i,iL Eng.M30B30 (145kW)	12/86-9/94		F				22-0122-0	22-0122-0K	Ate	Th 19,5	
	12/86-9/94		R			22-0125-0	22-0125-0K	Ate	Th 17,0		
	11/87-6/94		F			23-0188				Ø 302,0 Th 22,0-20,4	Vent.
	12/86-9/94		R			53-0013	53-0013K	Ate	180,0x25	Hand Brake	
730 i,iL Eng.M30B30(Kat.) (138kW)	12/86-9/94		F			22-0122-0	22-0122-0K	Ate	Th 19,5		
	12/86-9/94		R			22-0125-0	22-0125-0K	Ate	Th 17,0		
	11/87-6/94		F			23-0188				Ø 302,0 Th 22,0-20,4	Vent.
	12/86-9/94		R			53-0013	53-0013K	Ate	180,0x25	Hand Brake	
730 i,iL V8 Eng.M60B30 (160kW)	4/92-9/94		F			22-0122-0	22-0122-0K	Ate	Th 19,5		
	4/92-9/94		R			22-0125-0	22-0125-0K	Ate	Th 17,0		
	92-6/94		F			23-0188				Ø 302,0 Th 22,0-20,4	Vent.
	4/92-9/94		R			53-0013	53-0013K	Ate	180,0x25	Hand Brake	
735 i,iL Eng.M30B35(Motronic/ 9.2:1) (162kW)	9/86-12/87		F			22-0122-0	22-0122-0K	Ate	Th 19,5		
	9/86-12/87		R			22-0125-0	22-0125-0K	Ate	Th 17,0		
	9/86-12/87		R			53-0013	53-0013K	Ate	180,0x25	Hand Brake	
735 i,iL Eng.M30B35(Motronic/ 9:1,Kat.) (155kW)	9/86-9/92		F			22-0122-0	22-0122-0K	Ate	Th 19,5		
	9/86-9/92		R			22-0125-0	22-0125-0K	Ate	Th 17,0		
	9/86-9/92		R			53-0013	53-0013K	Ate	180,0x25	Hand Brake	
740 i,iL V8 Eng.M60B40 (210kW)	4/92-9/94		F			22-0122-0	22-0122-0K	Ate	Th 19,5		
	4/92-9/94		R			22-0125-0	22-0125-0K	Ate	Th 17,0		
	4/92-9/94		R			53-0013	53-0013K	Ate	180,0x25	Hand Brake	
750 i,iL V12 Eng.M70B50 (220kW)	-90		F			22-0122-0	22-0122-0K	Ate	Th 19,5		
	9/87-9/94		R			22-0125-0	22-0125-0K	Ate	Th 17,0		
	1/90-94		F			23-0703C				Ø 324,0 Th 30,0-28,4	Vent., (Coated)
	9/87-9/94		R			53-0013	53-0013K	Ate	180,0x25	Hand Brake	
<b>7 III (E38) 10/94-11/01</b>											
725 TDs Eng.M51D25(Inter.) (105kW)	4/96-11/01		F			22-0645-0	22-0645-0K	Bre	Th 17,5		
	4/96-11/01		R			22-0560-0	22-0560-1K	Ate	Th 17,0		
	96-		F			23-0399				Ø 316,0 Th 28,0-26,4	Vent.
	96-		R			23-0400				Ø 324,0 Th 12,0-10,4	
728 i,iL Eng.M52B28 (142kW)	8/95-11/01		F			22-0645-0	22-0645-0K	Bre	Th 17,5		
	8/95-11/01		R			22-0560-0	22-0560-1K	Ate	Th 17,0		
	95-		F			23-0399				Ø 316,0 Th 28,0-26,4	Vent.
	95-		R			23-0400				Ø 324,0 Th 12,0-10,4	
730 D Eng.M57306D1 (142kW)	8/95-11/01		R			53-0013	53-0013K	Ate	180,0x25	Hand Brake	
	4/00-11/01		F			22-0645-0	22-0645-0K	Bre	Th 17,5		
	4/00-11/01		R			22-0560-0	22-0560-1K	Ate	Th 17,0		
	00-01		F			23-0399				Ø 316,0 Th 28,0-26,4	Vent.
730 D Eng.M57D30 (135kW)	00-01		R			23-0400				Ø 324,0 Th 12,0-10,4	
	8/98-4/00		F			22-0645-0	22-0645-0K	Bre	Th 17,5		
	8/98-4/00		R			22-0560-0	22-0560-1K	Ate	Th 17,0		
	98-		F			23-0399				Ø 316,0 Th 28,0-26,4	Vent.
730 i,iL Eng.M60B30 (155-160kW)	98-		R			23-0400				Ø 324,0 Th 12,0-10,4	
	10/94-11/01		F			22-0645-0	22-0645-0K	Bre	Th 17,5		
	10/94-11/01		R			22-0560-0	22-0560-1K	Ate	Th 17,0		
	6/94-96		F			23-0399				Ø 316,0 Th 28,0-26,4	Vent.
735 i,iL Eng.M62B(358S1) (173kW)	6/94-96		R			23-0400				Ø 324,0 Th 12,0-10,4	
	1/96-11/01		F			22-0645-0	22-0645-0K	Bre	Th 17,5		
	1/96-11/01		R			22-0560-0	22-0560-1K	Ate	Th 17,0		
	96-		F			23-0399				Ø 316,0 Th 28,0-26,4	Vent.
740 D Eng.M67D39 (180kW)	96-		R			23-0400				Ø 324,0 Th 12,0-10,4	
	5/99-11/01		R			22-0560-0	22-0560-1K	Ate	Th 17,0		
	740 i,iL Eng.M60B40 (210kW)		F			22-0559-0	22-0559-2K	Ate	Th 19,0		
	10/94-11/01		R			22-0560-0	22-0560-1K	Ate	Th 17,0		
740 i,iL Eng.M62B44 (210kW)	6/94-01		F			23-0703C				Ø 324,0 Th 30,0-28,4	Vent., (Coated)
	6/94-		R			23-0400				Ø 324,0 Th 12,0-10,4	
	10/94-11/01		R			53-0013	53-0013K	Ate	180,0x25	+ABS, Hand Brake	
	740 i,iL Eng.M62B44 (210kW)		F			22-0559-0	22-0559-2K	Ate	Th 19,0		
750 i,iL Eng.M73B54 (240kW)	1/96-11/01		R			22-0560-0	22-0560-1K	Ate	Th 17,0		
	1/96-11/01		F			23-0703C				Ø 324,0 Th 30,0-28,4	Vent., (Coated)
	6/94-		R			23-0400				Ø 324,0 Th 12,0-10,4	
	1/96-11/01		R			53-0013	53-0013K	Ate	180,0x25	+ABS, Hand Brake	
<b>7 IV (E65, E66) 11/01-12/08</b>											
730 D Eng.N57306D2 (160kW)	10/02-		F			22-0558-0	22-0558-1K	Ate	Th 20,0		
	10/02-		R			22-0561-0	22-0561-1K	Ate	Th 17,0		

		Spare Parts	F/R	L/R	METELLI ref.	METELLI ref. w/KIT		DIMENSIONS mm.	NOTE
730 D Eng.N57306D2 (160kW)	10/02-12/08		R		53-0019	53-0019K	Ate	185,0x30	Hand Brake
730 i,Li Eng.M54306S3 (170kW)	3/03-		F		22-0558-0	22-0558-1K	Ate	Th 20,0	
	3/03-		R		22-0561-0	22-0561-1K	Ate	Th 17,0	
730 LD Eng.M54B30 (170kW)	3/03-12/08		R		53-0019	53-0019K	Ate	185,0x30	Hand Brake
	7/05-		F		22-0558-0	22-0558-1K	Ate	Th 20,0	
	7/05-		R		22-0561-0	22-0561-1K	Ate	Th 17,0	
730i, Li Eng.N52B30A (190kW)	7/05-12/08		R		53-0019	53-0019K	Ate	185,0x30	Hand Brake
	7/05-		F		22-0558-0	22-0558-1K	Ate	Th 20,0	
735 i,Li Eng.N62B36 (200kW)	11/01-		F		22-0558-0	22-0558-1K	Ate	Th 20,0	
	11/01-		R		22-0561-0	22-0561-1K	Ate	Th 17,0	
740 D Eng.N67398D1 (190kW)	11/01-12/08		R		53-0019	53-0019K	Ate	185,0x30	Hand Brake
	10/02-		F		22-0558-0	22-0558-1K	Ate	Th 20,0	
10/02-	R			22-0561-0	22-0561-1K	Ate	Th 17,0		
740 i,Li Eng.N62B40A (225kW)	7/05-		F		22-0558-0	22-0558-1K	Ate	Th 20,0	
	7/05-		R		22-0773-0	22-0773-2K	Ate	Th 17,0	
745 D Eng.448D1 (242kW)	7/05-		F		22-0772-0	22-0772-1K	Ate	Th 20,5	
	7/05-		R		22-0773-0	22-0773-2K	Ate	Th 17,0	
745 D Eng.M67D44 (220kW)	3/05-8/05		F		22-0772-0	22-0772-1K	Ate	Th 20,5	
	3/05-8/05		R		22-0773-0	22-0773-2K	Ate	Th 17,0	
745 i,Li Eng.N62B44 (245kW)	11/01-		F		22-0558-0	22-0558-1K	Ate	Th 20,0	
	11/01-		R		22-0773-0	22-0773-2K	Ate	Th 17,0	
	11/01-12/08		R		53-0019	53-0019K	Ate	185,0x30	Hand Brake
750 i,Li Eng.N62B48B (270kW)	7/05-		F		22-0772-0	22-0772-1K	Ate	Th 20,5	
	7/05-		R		22-0773-0	22-0773-2K	Ate	Th 17,0	
760 Eng.N73B60A (320kW)	2/03-8/05		F		22-0772-0	22-0772-1K	Ate	Th 20,5	
	2/03-8/05		R		22-0773-0	22-0773-2K	Ate	Th 17,0	
	2/03-8/05		R		53-0019	53-0019K	Ate	185,0x30	Hand Brake
760 i,Li Eng.N73B60 (327kW)	1/03-		F		22-0772-0	22-0772-1K	Ate	Th 20,5	
	1/03-		R		22-0773-0	22-0773-2K	Ate	Th 17,0	
	1/03-12/08		R		53-0019	53-0019K	Ate	185,0x30	Hand Brake
<b>7 V (F01, F02) 10/08-</b>									
730d Eng.N57D30 (180kW)	9/08-		F		22-0558-0	22-0558-1K	Ate	Th 20,0	
	9/08-		R		22-0773-6		Ate	Th 17,0	
740i Eng.N54B30T0 (240kW)	9/08-		F		22-0558-0	22-0558-1K	Ate	Th 20,0	
	9/08-		R		22-0773-6		Ate	Th 17,0	
750i Eng.N63B44 (300kW)	9/08-		F		22-0772-0	22-0772-1K	Ate	Th 20,5	
	9/08-		R		22-0773-6		Ate	Th 17,0	
<b>8 (E31) 4/90-12/99</b>									
840 Ci Eng.M62B44 (210kW)	1/96-12/99		F		22-0645-0		Bre	Th 17,5	
	1/96-8/99		F		23-0703C			Ø 324,0 Th 30,0-28,4	Vent., (Coated)
	7/93-8/99		R		23-0400			Ø 324,0 Th 12,0-10,4	
	1/96-12/99		R		53-0013	53-0013K	Ate	180,0x25	+ABS, Hand Brake
840 i Eng.M60B40 (210kW)	2/93-2/96		F		22-0645-0		Bre	Th 17,5	
	93-94		F		23-0703C			Ø 324,0 Th 30,0-28,4	Vent., (Coated)
	92-		R		23-0400			Ø 324,0 Th 12,0-10,4	
840i Eng.M60B44 (210kW)	2/93-2/96		R		53-0013	53-0013K	Ate	180,0x25	+ABS, Hand Brake
	1/93-12/95		F		22-0645-0		Bre	Th 17,5	
	2/93-2/96		F		23-0703C			Ø 324,0 Th 30,0-28,4	Vent., (Coated)
850 Ci Eng.M73B54 (240kW)	2/93-2/96		R		23-0400			Ø 324,0 Th 12,0-10,4	
	1/93-12/95			R		53-0013	53-0013K	Ate	180,0x25
	9/94-12/99		F		22-0645-0		Bre	Th 17,5	
850 CSi Eng.S/M70B56 (280kW)	9/94-12/99		R		23-0400			Ø 324,0 Th 12,0-10,4	
	9/94-12/99			R		53-0013	53-0013K	Ate	180,0x25
	4/93-12/96		F		22-0645-0		Bre	Th 17,5	
850 i,Ci Eng.M70B50 (220kW)	4/93-12/96		R		53-0013	53-0013K	Ate	180,0x25	+ABS, Hand Brake
	4/90-10/94		F		22-0645-0		Bre	Th 17,5	
	90-94		F		23-0703C			Ø 324,0 Th 30,0-28,4	Vent., (Coated)
90-		R		23-0400			Ø 324,0 Th 12,0-10,4		
<b>X3 (E83) 1/04-</b>									
1.8 D Eng.N47D20A (105kW)	09-		F		22-0207-3	22-0207-4K	Ate	Th 19,5	
	09-		R		22-0560-0	22-0560-4K	Ate	Th 17,0	
	09-		F		23-0752			Ø 325,0 Th 25,0-23,4	Vent.
	09-		R		23-0813			Ø 320,0 Th 22,0-20,4	Vent.
2.0 D Eng.M47N204D4 (110kW)	10/04-		F		22-0207-3	22-0207-4K	Ate	Th 19,5	
	10/04-		R		22-0560-0	22-0560-4K	Ate	Th 17,0	
	04-		F		23-0752			Ø 325,0 Th 25,0-23,4	Vent.















		Spare Parts	F/R	L/R	METELLI ref.	METELLI ref. w/KIT		DIMENSIONS mm.	NOTE
2.0 D Eng.M47N204D4 (110kW)	04-10/04		R		23-0813			Ø 320,0 Th 22,0-20,4	Vent.
			R		53-0019	53-0019K	Ate	185,0x30	Hand Brake
2.0 D Eng.M47N204D4 (130kW)	9/07-07-07		F		22-0207-3	22-0207-4K	Ate	Th 19,5	
			R		22-0560-0	22-0560-4K	Ate	Th 17,0	
			F		23-0752			Ø 325,0 Th 25,0-23,4	Vent.
			R		23-0813			Ø 320,0 Th 22,0-20,4	Vent.
2.0 i Eng.N46B20A (110kW)	7/05-05-05		F		22-0207-3	22-0207-4K	Ate	Th 19,5	
			R		22-0560-0	22-0560-4K	Ate	Th 17,0	
			F		23-0752			Ø 325,0 Th 25,0-23,4	Vent.
			R		23-0813			Ø 320,0 Th 22,0-20,4	Vent.
2.5 Eng.M54256S5 (141kW)	1/04-04-05-1/04		F		22-0207-3	22-0207-4K	Ate	Th 19,5	
			R		22-0560-0	22-0560-4K	Ate	Th 17,0	
			F		23-0752			Ø 325,0 Th 25,0-23,4	Vent.
			R		23-0813			Ø 320,0 Th 22,0-20,4	Vent.
			R		53-0019	53-0019K	Ate	185,0x30	Hand Brake
2.5si Eng.N52B25A (160kW)	9/06-06-06		F		22-0207-3	22-0207-4K	Ate	Th 19,5	
			R		22-0560-0	22-0560-4K	Ate	Th 17,0	
			F		23-0752			Ø 325,0 Th 25,0-23,4	Vent.
			R		23-0813			Ø 320,0 Th 22,0-20,4	Vent.
3.0 Eng.M54306S3 (170kW)	1/04-04-04-1/04		F		22-0207-3	22-0207-4K	Ate	Th 19,5	
			R		22-0560-0	22-0560-4K	Ate	Th 17,0	
			F		23-0752			Ø 325,0 Th 25,0-23,4	Vent.
			R		23-0813			Ø 320,0 Th 22,0-20,4	Vent.
			R		53-0019	53-0019K	Ate	185,0x30	Hand Brake
3.0 D Eng.306D3 (160kW)	1/04-04-04-1/04		F		22-0207-3	22-0207-4K	Ate	Th 19,5	
			R		22-0560-0	22-0560-4K	Ate	Th 17,0	
			F		23-0752			Ø 325,0 Th 25,0-23,4	Vent.
			R		23-0813			Ø 320,0 Th 22,0-20,4	Vent.
			R		53-0019	53-0019K	Ate	185,0x30	Hand Brake
3.0 D Eng.M57N306D2 (150kW)	1/04-04-04-1/04		F		22-0207-3	22-0207-4K	Ate	Th 19,5	
			R		22-0560-0	22-0560-4K	Ate	Th 17,0	
			F		23-0752			Ø 325,0 Th 25,0-23,4	Vent.
			R		23-0813			Ø 320,0 Th 22,0-20,4	Vent.
3.0 sD Eng.306D5 (210kW)	9/06-06-06		F		22-0559-0	22-0559-3K	Ate	Th 19,0	
			R		22-0560-0	22-0560-4K	Ate	Th 17,0	
			F		23-0784C			Ø 332,0 Th 30,0-28,4	Vent., (Coated)
			R		23-0813			Ø 320,0 Th 22,0-20,4	Vent.
			R		23-0813			Ø 320,0 Th 22,0-20,4	Vent.
3.0si Eng.N52B30A (200kW)	9/06-06-06		F		22-0207-3	22-0207-4K	Ate	Th 19,5	
			R		22-0560-0	22-0560-4K	Ate	Th 17,0	
			F		23-0752			Ø 325,0 Th 25,0-23,4	Vent.
			R		23-0813			Ø 320,0 Th 22,0-20,4	Vent.
<b>X5 (E53) 5/00-12/06</b>									
3.0 D Eng.M57306D1 (135kW)	5/01-12/03		F		22-0559-0	22-0559-1K	Ate	Th 19,0	
			R		22-0560-0	22-0560-2K	Ate	Th 17,0	
			F		23-0784C			Ø 332,0 Th 30,0-28,4	Vent., (Coated)
			R		23-0782C			Ø 324,0 Th 12,0-10,4	(Coated)
			R		53-0019	53-0019K	Ate	185,0x30	Hand Brake
3.0 D Eng.M57N306D4 (160kW)	12/03-12/06		F		22-0559-0	22-0559-1K	Ate	Th 19,0	
			R		22-0560-0	22-0560-2K	Ate	Th 17,0	
			F		23-0784C			Ø 332,0 Th 30,0-28,4	Vent., (Coated)
			R		23-0782C			Ø 324,0 Th 12,0-10,4	(Coated)
			R		53-0019	53-0019K	Ate	185,0x30	Hand Brake
3.0 i Eng.M54306S3 (163kW)	5/00-12/06		F		22-0559-0	22-0559-1K	Ate	Th 19,0	
			R		22-0560-0	22-0560-2K	Ate	Th 17,0	
			F		23-0784C			Ø 332,0 Th 30,0-28,4	Vent., (Coated)
			R		23-0782C			Ø 324,0 Th 12,0-10,4	(Coated)
			R		53-0019	53-0019K	Ate	185,0x30	Hand Brake
3.0 i Eng.M54306S3 (170kW)	5/00-12/06		F		22-0559-0	22-0559-1K	Ate	Th 19,0	
			R		22-0560-0	22-0560-2K	Ate	Th 17,0	
			F		23-0784C			Ø 332,0 Th 30,0-28,4	Vent., (Coated)
			R		23-0782C			Ø 324,0 Th 12,0-10,4	(Coated)
			R		53-0019	53-0019K	Ate	185,0x30	Hand Brake
4.4 i Eng.M62B44 (210kW)	5/00-12/03		F		22-0559-0	22-0559-1K	Ate	Th 19,0	
			R		22-0560-0	22-0560-2K	Ate	Th 17,0	
			F		23-0784C			Ø 332,0 Th 30,0-28,4	Vent., (Coated)
			R		23-0782C			Ø 324,0 Th 12,0-10,4	(Coated)

		Spare Parts	F/R	L/R	METELLI ref.	METELLI ref. w/KIT		DIMENSIONS mm.	NOTE
4.4 i Eng.M62B44 (210kW)	5/00-12/03		R		53-0019	53-0019K	Ate	185,0x30	Hand Brake
4.4 i Eng.N62B44A (235kW)	12/03-12/06		F		22-0559-0	22-0559-1K	Ate	Th 19,0	
	12/03-12/06		R		22-0560-0	22-0560-2K	Ate	Th 17,0	
	03-		F		23-0784C			Ø 332,0 Th 30,0-28,4	Vent., (Coated), Exc. Special Vehicles
	12/03-12/06		R		53-0019	53-0019K	Ate	185,0x30	Hand Brake
4.6 is Eng.M67468S1 (255kW)	2/02-12/06		F		22-0771-0	22-0771-0K	Ate	Th 20,5	
	2/02-12/06		R		22-0560-0	22-0560-2K	Ate	Th 17,0	
	2/02-12/06		R		53-0019	53-0019K	Ate	185,0x30	Hand Brake
4.8 is Eng.N62B48A (265kW)	4/04-12/06		F		22-0771-0	22-0771-0K	Ate	Th 20,5	
	4/04-12/06		R		22-0560-0	22-0560-2K	Ate	Th 17,0	
	4/04-12/06		R		53-0019	53-0019K	Ate	185,0x30	Hand Brake
<b>X5 (E70) 2/07-</b>									
3.0 D Eng.M57306D3 (173kW)	07-		F		22-0770-0	22-0770-0K	Ate	Th 19,5	
	07-		R		22-0644-4	22-0644-4K	Ate	Th 17,0	
	07-		R		53-0019	53-0019K	Ate	185,0x30	Hand Brake
3.0s D Eng.M57N306D5 (210kW)	07-		F		22-0823-0	22-0823-0K	Ate	Th 20,5	
	07-		R		22-0773-0	22-0773-3K	Ate	Th 17,0	
	07-		R		53-0019	53-0019K	Ate	185,0x30	Hand Brake
3.0si Eng.N52B30A (200kW)	2/07-		F		22-0770-0	22-0770-0K	Ate	Th 19,5	
	2/07-		R		22-0644-4	22-0644-4K	Ate	Th 17,0	
	2/07-		R		53-0019	53-0019K	Ate	185,0x30	Hand Brake
4.8 i Eng.N62B48B (261kW)	07-		F		22-0823-0	22-0823-0K	Ate	Th 20,5	
	07-		R		22-0773-0	22-0773-3K	Ate	Th 17,0	
	9/07-		R		53-0019	53-0019K	Ate	185,0x30	Hand Brake
<b>X6 (E71) 3/08-</b>									
30d Eng.M57306D3 (173kW)	08-		F		22-0770-0	22-0770-0K	Ate	Th 19,5	
	08-		R		22-0644-4	22-0644-4K	Ate	Th 17,0	
	4/08-		R		53-0019	53-0019K	Ate	185,0x30	Hand Brake
35d Eng.M57N306D5 (210kW)	08-		F		22-0823-0	22-0823-0K	Ate	Th 20,5	
	08-		R		22-0773-0	22-0773-3K	Ate	Th 17,0	
	3/08-		R		53-0019	53-0019K	Ate	185,0x30	Hand Brake
35i Eng.N54B30A (225kW)	08-		F		22-0823-0	22-0823-0K	Ate	Th 20,5	
	08-		R		22-0773-0	22-0773-3K	Ate	Th 17,0	
	3/08-		R		53-0019	53-0019K	Ate	185,0x30	Hand Brake
50i Eng.N63B44 (300kW)	6/08-		R		53-0019	53-0019K	Ate	185,0x30	Hand Brake
<b>Z1 6/88-6/91</b>									
2.5 Eng.M20B25(Kat.) (125kW)	6/88-6/91		F		22-0042-0	22-0042-0K	Gir	Th 17,0	
	6/88-6/91		R		22-0070-1	22-0070-1K	Ate	Th 17,0	
	88-91		F		23-0123			Ø 260,0 Th 22,0-20,4	Vent.
	6/88-6/91		R		53-0016	53-0016K	Ate	160,0x25	Hand Brake
<b>Z3 (E36) 10/95-1/03</b>									
1.8 Eng.M43B18 (85kW)	10/95-10/98		F		22-0124-0	22-0124-0K	Ate	Th 17,5	
	10/95-10/98		R		22-0180-0	22-0180-0K	Ate	Th 17,0	
	95-		F		23-0227			Ø 286,0 Th 12,0-10,4	
	95-98		R		23-0783C			Ø 272,0 Th 10,0-8,4	(Coated)
1.9 Eng.M43194E1 (85kW)	10/95-10/98		R		53-0016	53-0016K	Ate	160,0x25	Hand Brake
	1/99-1/03		F		22-0312-0		Ate	Th 17,5	
	1/99-1/03		R		22-0180-0	22-0180-0K	Ate	Th 17,0	
	95-		F		23-0227			Ø 286,0 Th 12,0-10,4	
1.9 Eng.M43B19 (87kW)	95-		R		23-0783C			Ø 272,0 Th 10,0-8,4	(Coated)
	1/99-1/03		R		53-0016	53-0016K	Ate	160,0x25	Hand Brake
	7/98-1/03		F		22-0312-0		Ate	Th 17,5	
	7/98-1/03		R		22-0180-0	22-0180-0K	Ate	Th 17,0	
1.9 Eng.M44B19 (103kW)	98-		F		23-0227			Ø 286,0 Th 12,0-10,4	
	98-		R		23-0783C			Ø 272,0 Th 10,0-8,4	(Coated)
	7/98-1/03		R		53-0016	53-0016K	Ate	160,0x25	Hand Brake
	10/95-3/99		F		22-0312-0		Ate	Th 17,5	
2.0 Eng.M52B(206S3)Vanos (110kW)	10/95-3/99		R		22-0180-0	22-0180-0K	Ate	Th 17,0	
	95-		F		23-0227			Ø 286,0 Th 12,0-10,4	
	95-		R		23-0783C			Ø 272,0 Th 10,0-8,4	(Coated)
	10/95-3/99		R		53-0016	53-0016K	Ate	160,0x25	Hand Brake
2.2 Eng.M54226S1/ M54B22 (125kW)	4/99-1/03		F		22-0312-0		Ate	Th 17,5	
	4/99-1/03		R		22-0180-0	22-0180-0K	Ate	Th 17,0	
	99-		F		23-0474C			Ø 286,0 Th 21,9-20,4	Vent., (Coated)
	99-		R		23-0783C			Ø 272,0 Th 10,0-8,4	(Coated)
2.2 Eng.M54226S1/ M54B22 (125kW)	8/00-1/03		F		22-0312-0		Ate	Th 17,5	
	8/00-1/03		R		22-0180-0	22-0180-0K	Ate	Th 17,0	




		Spare Parts	F/R	L/R	METELLI ref.	METELLI ref. w/KIT		DIMENSIONS mm.	NOTE
2.2 Eng.M54226S1/ M54B22 (125kW)	8/00-8/00		F		23-0474C			Ø 286,0 Th 21,9-20,4	Vent., (Coated)
			R		23-0783C			Ø 272,0 Th 10,0-8,4	(Coated)
2.8, Coupe Eng.M52B28 (141kW)	4/97-6/00		F		22-0312-0		Ate	Th 17,5	
			R		22-0180-0	22-0180-0K	Ate	Th 17,0	
	4/97-6/00		F		23-0474C			Ø 286,0 Th 21,9-20,4	Vent., (Coated)
			R		23-0783C			Ø 272,0 Th 10,0-8,4	(Coated)
3.0, Coupe Eng.M54306S3 (170kW)	6/00-1/03		F		22-0312-0		Ate	Th 17,5	
			R		22-0180-0	22-0180-0K	Ate	Th 17,0	
	6/00-12/02		F		23-0515C			Ø 300,0 Th 21,9-20,4	Vent., (Coated)
			R		23-0783C			Ø 272,0 Th 10,0-8,4	(Coated)
M3 3.2, Coupe Eng.S50B32 (236kW)	3/97-6/01		F		22-0122-0		Ate	Th 19,5	
			R		22-0125-0		Ate	Th 17,0	
M3 3.2, Coupe Eng.S54B32(326S4) (239kW)	6/01-6/01		F		22-0122-0		Ate	Th 19,5	
			R		22-0125-0		Ate	Th 17,0	
<b>Z4 I (E85, 86) 2/03-2/09</b>									
2.0 i Eng.N46B20A (110kW)	4/05-4/05		F		22-0312-0	22-0312-0K	Ate	Th 17,5	
			R		22-0261-0		Ate	Th 17,0	
	4/05-05-05		F		23-0474C			Ø 286,0 Th 21,9-20,4	Vent., (Coated)
			R		23-0951			Ø 280,0 Th 10,0-8,4	
2.2 i Eng.M54226S1 (125kW)	10/03-10/03		F		22-0312-0	22-0312-0K	Ate	Th 17,5	
			R		22-0261-0		Ate	Th 17,0	
	10/03-03-03		F		23-0474C			Ø 286,0 Th 21,9-20,4	Vent., (Coated)
			R		23-0951			Ø 280,0 Th 10,0-8,4	
2.5 i Eng.M54256S5 (141kW)	2/03-2/03		F		22-0312-0	22-0312-0K	Ate	Th 17,5	
			R		22-0261-0		Ate	Th 17,0	
	2/03-03-03		F		23-0474C			Ø 286,0 Th 21,9-20,4	Vent., (Coated)
			R		23-0951			Ø 280,0 Th 10,0-8,4	
2.5 i Eng.N52B25A (130kW)	1/06-1/06		F		22-0312-0	22-0312-0K	Ate	Th 17,5	
			R		22-0261-0		Ate	Th 17,0	
	1/06-06-06		F		23-0474C			Ø 286,0 Th 21,9-20,4	Vent., (Coated)
			R		23-0951			Ø 280,0 Th 10,0-8,4	
2.5 si Eng.N52B25A (160kW)	1/06-1/06		F		22-0312-0	22-0312-0K	Ate	Th 17,5	
			R		22-0261-0		Ate	Th 17,0	
	1/06-2/09		F		23-0515C			Ø 300,0 Th 21,9-20,4	Vent., (Coated)
			R		53-0018	53-0018K	Ate	160,0x20	Hand Brake
3.0 i Eng.M54306S3 (170kW)	2/03-2/03		F		22-0312-0	22-0312-0K	Ate	Th 17,5	
			R		22-0261-0		Ate	Th 17,0	
	2/03-03-09		F		23-0515C			Ø 300,0 Th 21,9-20,4	Vent., (Coated)
			R		23-0950			Ø 294,0 Th 19,0-17,4	Vent.
3.0 si, Coupé Eng.N52B30A (195kW)	06-1/06		F		22-0207-3		Ate	Th 19,5	
			R		22-0261-0		Ate	Th 17,0	
	06-09		F		23-0518C			Ø 325,0 Th 24,9-23,4	Vent., (Coated)
			R		23-0950			Ø 294,0 Th 19,0-17,4	Vent.
3.2 M, Coupe Eng.S54B32 (252kW)	1/06-2/09		F		53-0018	53-0018K	Ate	160,0x20	Hand Brake
			R		22-0207-5		Ate	Th 19,5	
	2/06-2/06		F		22-0560-0		Ate	Th 17,0	
			R				Ate		
<b>Z4 II (E89) 3/09-</b>									
23i Eng.N52B25 (150kW)	09-		F		22-0557-3		Ate	Th 20,0	
30i Eng.N52B30 (190kW)	09-		F		22-0557-3		Ate	Th 20,0	
35i Eng.N54B30 (225kW)	09-		F		22-0558-4		Ate	Th 20,0	
<b>Z8 (E36) 6/00-6/03</b>									
5.0 Eng.S38B49 (294kW)	6/00-6/03		F		22-0559-0		Ate	Th 19,0	
			R		22-0560-0		Ate	Th 17,0	
	6/00-6/03		R		53-0013	53-0013K	Ate	180,0x25	Hand Brake

**BOVA BUS**




<b>Futura FHD 1/96-</b>									
FHD10	1/96-		F		22-0585-0		Knorr	Th 30,0	
FHD12	1/96-		F		22-0585-0		Knorr	Th 30,0	
FHD13	1/96-		F		22-0585-0		Knorr	Th 30,0	
FHD14	1/96-		F/R		22-0585-0		Knorr	Th 30,0	

		Spare Parts	F/R	L/R	METELLI ref.	METELLI ref. w/KIT		DIMENSIONS mm.	NOTE
FHD15	1/96-		F/R		22-0585-0		Knorr	Th 30,0	
<b>Futura FLD 1/96-</b>									
FLD12	1/96-		F/R		22-0585-0		Knorr	Th 30,0	
FLD13	1/96-		F/R		22-0585-0		Knorr	Th 30,0	
FLD15	1/96-		F/R		22-0585-0		Knorr	Th 30,0	
<b>Magiq HD 1/98-</b>									
HD120	1/98-		F/R		22-0585-0		Knorr	Th 30,0	



## BPW / AXLE

<b>Knorr Brakes 1/98-</b>									
SB6000	1/98-		F		22-0584-0		Knorr	Th 30,0	19,5Inch Wheels
	1/98-		F		22-0595-0		Knorr	Th 30,0	19,5Inch Wheels, Tangential
SB7000	1/98-		F		22-0585-0		Knorr	Th 30,0	22,5Inch Wheels
	1/98-		F		22-0596-0		Knorr	Th 30,0	22,5Inch Wheels, Tangential
SK7	1/98-		F		22-0652-0		Knorr	Th 30,0	19,5Inch Wheels




## CARBODIES

<b>Fx Fairway 1/87-</b>									
2.7 TD Eng.TD27 (63kW)	1/87-		R		53-0114		Ap	254,0x70	Hand Brake
<b>Fx4 1/59-12/89</b>									
2.5 D Eng.25V (49kW)	9/85-12/89		R		53-0114		Ap	254,0x70	London Taxi, Hand Brake
<b>Fx4s 1/86-12/89</b>									
2.5 D Eng.25V (49kW)	1/86-12/89		R		53-0114		Ap	254,0x70	London Taxi, Hand Brake

















## CASALINI










































<b>Sulky 1/00-</b>									
0.5	1/00-		R		53-0053			160,0x42	Fitted Adjuster, Hand Brake
	1/00-		R		53-0054			180,0x32	Fitted Adjuster, Hand Brake
<b>Ydea 1/00-</b>									
0.5	1/00-		R		53-0053			160,0x42	Fitted Adjuster, Hand Brake
	1/00-		R		53-0054			180,0x32	Fitted Adjuster, Hand Brake

## CHATENET

<b>Barooder 1/98-</b>									
0.5	1/98-		R		53-0053			160,0x42	Fitted Adjuster, Hand Brake
<b>Media 1/98-</b>									
0.5	1/98-		R		53-0053			160,0x42	Fitted Adjuster, Hand Brake
	1/98-		R		53-0054			180,0x32	Fitted Adjuster, Hand Brake
<b>Speedino 1/98-</b>									
0.5	1/98-		R		53-0053			160,0x42	Fitted Adjuster, Hand Brake

## CHEVROLET

<b>Aveo I 5/05-4/08</b>									
1.2 Eng.B12S1 (53kW)	3/06-		F		22-0508-0		Sum	Th 17,5	
	3/06-		F		23-0096			Ø 236,0 Th 19,9-18,2	Vent.
	3/06-4/08		R		53-0050		Luc	200,0x37	+ABS, Hand Brake
	06-		R		51-0196		Luc	Ø 19,05 200,0x37	LUC
1.4 16v Eng.F14D3 (69kW)	3/06-		F		22-0508-0		Sum	Th 17,5	
	3/06-		F		23-0096			Ø 236,0 Th 19,9-18,2	Vent.
	3/06-4/08		R		53-0050		Luc	200,0x37	+ABS, Hand Brake
	06-		R		51-0196		Luc	Ø 19,05 200,0x37	LUC
1.5 (62kW)	3/06-		F		23-0096			Ø 236,0 Th 19,9-18,2	Vent.
<b>Captiva 6/06-</b>									
2.0 16v Eng.Z20S (110kW)	6/06-		F		22-0778-0		Ake	Th 17,0	
	6/06-		R		22-0779-0		Ake	Th 15,5	
	06-		F		23-0894			Ø 296,0 Th 29,0-27,4	Vent.
	06-		R		23-0893			Ø 303,0 Th 20,0-18,4	Vent.
	6/06-		R		53-0317	53-0317K		180,0x26	Hand Brake
2.0 D Eng.Z20S (110kW)	9/07-		F		23-0894			Ø 296,0 Th 29,0-27,4	Vent.
	9/07-		R		23-0893			Ø 303,0 Th 20,0-18,4	Vent.
	9/07-		R		53-0317	53-0317K		180,0x26	Hand Brake
2.0 VCDI Eng.Z20 (93kW)	08-		F		22-0778-0		Ake	Th 17,0	
	08-		R		22-0779-0		Ake	Th 15,5	
	08-		F		23-0894			Ø 296,0 Th 29,0-27,4	Vent.
	08-		R		23-0893			Ø 303,0 Th 20,0-18,4	Vent.
2.0 VCDi Eng.Z20DMH (110kW)	8/06-		F		22-0778-0		Ake	Th 17,0	
	8/06-		R		22-0779-0		Ake	Th 15,5	


		Spare Parts	F/R	L/R	METELLI ref.	METELLI ref. w/KIT		DIMENSIONS mm.	NOTE
2.0 VCDi Eng.Z20DMH (110kW)	06-		F		23-0894			Ø 296,0 Th 29,0-27,4	Vent.
			R		23-0893			Ø 303,0 Th 20,0-18,4	Vent.
2.4 16v, quattro Eng.Z24SED (100kW)	6/06-		F		22-0778-0		Ake	Th 17,0	
			R		22-0779-0		Ake	Th 15,5	
	06-		F		23-0894			Ø 296,0 Th 29,0-27,4	Vent.
			R		23-0893			Ø 303,0 Th 20,0-18,4	Vent.
	6/06-		R		53-0317	53-0317K		180,0x26	Hand Brake
	2.4, quattro Eng.Z24XED (104kW)	6/06-		F		22-0778-0		Ake	Th 17,0
R					22-0779-0		Ake	Th 15,5	
06-			F		23-0894			Ø 296,0 Th 29,0-27,4	Vent.
			R		23-0893			Ø 303,0 Th 20,0-18,4	Vent.
12/06-			R		53-0317	53-0317K		180,0x26	Hand Brake
3.2 Eng.10HM (169kW)		6/06-		F		22-0778-0		Ake	Th 17,0
	R				22-0779-0		Ake	Th 15,5	
	06-		F		23-0894			Ø 296,0 Th 29,0-27,4	Vent.
			R		23-0893			Ø 303,0 Th 20,0-18,4	Vent.
	6/06-		R		53-0317	53-0317K		180,0x26	Hand Brake
	<b>Epica 1/05-</b>								
2.0 Eng.X20D1 (105kW)	6/06-		F		22-0509-0		Sum	Th 17,0	
			R		22-0510-0		Sum	Th 15,5	
	6/06-		F		23-0719			Ø 256,0 Th 24,0-21,0	Vent.
2.0 VCDi 16v Eng.Z20S (110kW)	3/07-		F		22-0509-0		Sum	Th 17,0	
			R		22-0510-0		Sum	Th 15,5	
2.5 Eng.X25D1 (115kW)	6/06-		F		22-0509-0		Sum	Th 17,0	
			R		22-0510-0		Sum	Th 15,5	
	6/06-		F		23-0719			Ø 256,0 Th 24,0-21,0	Vent.
<b>Evanda 3/05-</b>									
2.0 Eng.X20SED (96kW)	3/05-		F		22-0509-0		Sum	Th 17,0	
			R		22-0510-0		Sum	Th 15,5	
	05-		F		23-0719			Ø 256,0 Th 24,0-21,0	Vent.
<b>Joy 3/05-</b>									
0.8 (Pakistan)	3/05-		R		53-0046		Luc	180,0x31	Hand Brake
1.0 (Pakistan)	3/05-		R		53-0046		Luc	180,0x31	Hand Brake
<b>Kalos 3/05-</b>									
1.2 Eng.B12S1 (53kW)	3/05-		F		22-0508-0		Sum	Th 17,5	
			R		23-0096			Ø 236,0 Th 19,9-18,2	Vent.
	05-		R		53-0050		Luc	200,0x37	+ABS, Hand Brake
			R		51-0196		Luc	Ø 19,05 200,0x37	LUC
1.4 16v Eng.F14D3 (69kW)	3/05-		F		22-0508-0		Sum	Th 17,5	
			R		23-0096			Ø 236,0 Th 19,9-18,2	Vent.
	05-		R		53-0050		Luc	200,0x37	+ABS, Hand Brake
			R		51-0196		Luc	Ø 19,05 200,0x37	LUC
1.4 16v Eng.F14S3 (61kW)	3/05-		F		22-0508-0		Sum	Th 17,5	
			R		23-0096			Ø 236,0 Th 19,9-18,2	Vent.
	05-		R		53-0050		Luc	200,0x37	+ABS, Hand Brake
			R		51-0196		Luc	Ø 19,05 200,0x37	LUC
<b>Lacetti 3/05-</b>									
1.4 16v Eng.F14D3 (70kW)	3/05-		F		22-0294-0		Ake	Th 17,0	
			R		22-0511-0		Sum	Th 14,5	
	05-		F		23-0921			Ø 256,0 Th 24,0-22,0	Vent.
			R		23-0953			Ø 258,0 Th 11,0-8,0	
	3/05-		R		53-0052			170,0x26	Hand Brake
	1.6 Eng.F16D3 (80kW)	3/05-		F		22-0294-0		Ake	Th 17,0
R					22-0511-0		Sum	Th 14,5	
05-			F		23-0921			Ø 256,0 Th 24,0-22,0	Vent.
			R		23-0953			Ø 258,0 Th 11,0-8,0	
3/05-			R		53-0052			170,0x26	Hand Brake
1.8 (89kW)	05-		R		23-0953			Ø 258,0 Th 11,0-8,0	
	8/05-		R		53-0052			170,0x26	Hand Brake
1.8 Eng.T18SED (90kW)	3/05-		F		22-0294-0		Ake	Th 17,0	
			R		22-0511-0		Sum	Th 14,5	
	05-		F		23-0921			Ø 256,0 Th 24,0-22,0	Vent.
			R		23-0953			Ø 258,0 Th 11,0-8,0	
	3/05-		R		53-0052			170,0x26	Hand Brake
2.0 D Eng.Z20DM (89kW)	07-		F		22-0294-0		Ake	Th 17,0	
			R		22-0511-0		Sum	Th 14,5	
	07-		F		23-0921			Ø 256,0 Th 24,0-22,0	Vent.





















































		Spare Parts	F/R	L/R	METELLI ref.	METELLI ref. w/KIT		DIMENSIONS mm.	NOTE
2.0 D Eng.Z20DM (89kW)	07-		R		23-0953			Ø 258,0 Th 11,0-8,0	
<b>Matiz 3/05-</b>									
0.8 Eng.F8CV (38kW)	3/05-		F		22-0293-0		Ake	Th 16,0	
	05-		F		23-0597			Ø 236,0 Th 12,0-9,7	
	3/05-		R		53-0046		Luc	180,0x31	Hand Brake
	05-		R		51-0185		Luc	Ø 17,46 180,0x31	LUC
1.0 Eng.B10S (47kW)	3/05-		F		22-0293-0		Ake	Th 16,0	
	05-		F		23-0597			Ø 236,0 Th 12,0-9,7	
	3/05-		R		53-0046		Luc	180,0x31	Hand Brake
1.0 Eng.B10S1 (49kW)	3/05-		F		22-0293-0		Ake	Th 16,0	
	05-		F		23-0597			Ø 236,0 Th 12,0-9,7	
	3/05-		R		53-0046		Luc	180,0x31	Hand Brake
	05-		R		51-0185		Luc	Ø 17,46 180,0x31	LUC
<b>Nubira, SW 3/05-</b>									
1.4 Eng.F14D3 (69kW)	05-		F		23-0921			Ø 256,0 Th 24,0-22,0	Vent.
1.6 Eng.F16D3 (80kW)	3/05-		F		22-0294-0		Ake	Th 17,0	
	3/05-		R		22-0511-0		Sum	Th 14,5	
	05-		F		23-0921			Ø 256,0 Th 24,0-22,0	Vent.
	05-		R		23-0953			Ø 258,0 Th 11,0-8,0	
	3/05-		R		53-0052			170,0x26	Hand Brake
1.8 (89kW)	05-		R		23-0953			Ø 258,0 Th 11,0-8,0	
	3/05-		R		53-0052			170,0x26	Hand Brake
1.8 Eng.T18SED (90kW)	3/05-		F		22-0294-0		Ake	Th 17,0	
	3/05-		R		22-0511-0		Sum	Th 14,5	
	05-		F		23-0921			Ø 256,0 Th 24,0-22,0	Vent.
	05-		R		23-0953			Ø 258,0 Th 11,0-8,0	
	3/05-		R		53-0052			170,0x26	Hand Brake
2.0 D Eng.Z20DM (89kW)	07-		F		22-0294-0		Ake	Th 17,0	
	07-		R		22-0511-0		Sum	Th 14,5	
	07-		F		23-0921			Ø 256,0 Th 24,0-22,0	Vent.
	07-		R		23-0953			Ø 258,0 Th 11,0-8,0	
<b>Rezzo 3/05-</b>									
1.6 Eng.A16DMS (79kW)	3/05-		F		22-0509-0		Sum	Th 17,0	
	3/05-		F		23-0921			Ø 256,0 Th 24,0-22,0	Vent.
	3/05-		R		53-0049		Luc	230,0x52	Hand Brake
2.0 Eng.X20SED (90kW)	3/05-		F		22-0509-0		Sum	Th 17,0	
	3/05-		F		23-0921			Ø 256,0 Th 24,0-22,0	Vent.
	3/05-		R		53-0049		Luc	230,0x52	Hand Brake
<b>Spark 3/05-</b>									
0.8	3/05-		R		53-0046		Luc	180,0x31	Hand Brake
1.0	3/05-		R		53-0046		Luc	180,0x31	Hand Brake
<b>Tacuma 1/05-</b>									
1.6 (79kW)	1/05-		F		22-0509-0		Sum	Th 17,0	
			F		23-0719			Ø 256,0 Th 24,0-21,0	Vent.
	1/05-		R		53-0049		Luc	230,0x52	Hand Brake
1.6 Eng.A16DMS (77kW)	1/05-		F		22-0509-0		Sum	Th 17,0	
			F		23-0719			Ø 256,0 Th 24,0-21,0	Vent.
	1/05-		R		53-0049		Luc	230,0x52	Hand Brake
2.0 Eng.T20SED (90kW)	8/05-		F		22-0509-0		Sum	Th 17,0	
	8/05-		F		23-0719			Ø 256,0 Th 24,0-21,0	Vent.
	8/05-		R		53-0049		Luc	230,0x52	Hand Brake
2.0 Eng.X20SED (89kW)	3/05-		F		22-0509-0		Sum	Th 17,0	
	3/05-		F		23-0719			Ø 256,0 Th 24,0-21,0	Vent.
	3/05-		R		53-0049		Luc	230,0x52	Hand Brake
<b>Vivant 5/00-</b>									
1.6 16v Eng.A16DMS (78kW)	5/00-		R		53-0049		Luc	230,0x52	Hand Brake
1.8 Eng.A18DMS (72kW)	9/00-		R		53-0049		Luc	230,0x52	Hand Brake
1.8 Eng.F18D2 (66kW)	9/00-		R		53-0049		Luc	230,0x52	Hand Brake
1.8 Eng.F18N2 (74kW)	9/00-		R		53-0049		Luc	230,0x52	Hand Brake
2.0 16v Eng.T20SED4 (94kW)	9/00-		R		53-0049		Luc	230,0x52	Hand Brake
2.0 16v Eng.X20SED (89kW)	9/01-		R		53-0049		Luc	230,0x52	Hand Brake

CHRYSLER

<b>300 C, Touring 9/04-</b>									
2.7 Eng.2.7FX / EER (142kW)	9/04-		F		22-0716-0		K.H.	Th 18,8	
	9/04-		R		22-0718-0		K.H.	Th 17,5	
	9/04-		R		53-0242	53-0242K		183,0x31	Hand Brake





























		Spare Parts	F/R	L/R	METELLI ref.	METELLI ref. w/KIT		DIMENSIONS mm.	NOTE
3.0 CRD Eng.OM642.982 (160kW)	9/05-	F	F		22-0716-0		K.H.	Th 18,8	
	9/05-		R		22-0718-0		K.H.	Th 17,5	
	9/05-	R			53-0242	53-0242K		183,0x31	Hand Brake
3.5 Eng.3.5CSP (183kW)	9/04-	F	F		22-0716-0		K.H.	Th 18,8	
	9/04-		R		22-0718-0		K.H.	Th 17,5	
	9/04-	R			53-0242	53-0242K		183,0x31	Hand Brake
3.5 AWD Touring Eng.3.5CSP (183kW)	9/04-	F	F		22-0717-0		K.H.	Th 17,5	
	9/04-		R		22-0718-0		K.H.	Th 17,5	
	9/04-	R			53-0242	53-0242K		183,0x31	Hand Brake
5.7, AWD Eng.EZB (250kW)	9/04-	F	F		22-0717-0		K.H.	Th 17,5	
	9/04-		R		22-0718-0		K.H.	Th 17,5	
	9/04-	R			53-0242	53-0242K		183,0x31	Hand Brake
6.1 SRT8 Eng.ESF (317kW)	6/05-	R		53-0242	53-0242K		183,0x31	Hand Brake	
<b>300 M (LR) 7/98-</b>									
2.7 V6 24v Eng.EER (149kW)	11/98-8/00	F	F		22-0356-0		K.H.	Th 16,5	
	11/98-8/00		R		22-0522-0		K.H.	Th 17,0	
	11/98-8/00	R			53-0031			172,0x20	Hand Brake
2.7 V6 24v Eng.EER (150kW)	8/00-	F	F		22-0715-0		Ate	Th 20,0	Special Edition
	8/00-		R		22-0356-0		K.H.	Th 16,5	
	8/00-	R			22-0522-0		K.H.	Th 17,0	
	8/00-	R			53-0031			172,0x20	Hand Brake
3.5 V6 24v Eng.EGG (185kW)	8/00-	F	F		22-0715-0		Ate	Th 20,0	Special Edition
	8/00-		R		22-0356-0		K.H.	Th 16,5	
	8/00-	R			22-0522-0		K.H.	Th 17,0	
	8/00-	R			53-0031			172,0x20	Hand Brake
3.5 V6 24v Eng.EGG (187kW)	7/98-8/00	F	F		22-0356-0		K.H.	Th 16,5	
	7/98-8/00		R		22-0522-0		K.H.	Th 17,0	
	7/98-8/00	R			53-0031			172,0x20	Hand Brake
<b>Cirrus 5/94-9/00</b>									
2.4 Eng.EDZ (103kW)	1/96-12/98	R			53-0031			172,0x20	Hand Brake
2.5 Eng.EEB (120kW)	10/94-9/00	R			53-0031			172,0x20	Hand Brake
<b>Concorde I 10/92-9/97</b>									
3.5 Eng.EGE (155kW)	10/92-9/97	R			53-0031			172,0x20	Hand Brake
<b>Concorde II 10/97-9/03</b>									
2.7 Eng.EER (149kW)	10/97-9/03	R			53-0031			172,0x20	Hand Brake
3.5 Eng.EWZ (174-186kW)	10/97-9/03	R			53-0031			172,0x20	Hand Brake
<b>Crossfire, Roadster 7/03-</b>									
3.2 Eng.EGX (160kW)	7/03-	F	F		22-0252-0		Ate	Th 20,0	
	7/03-		R		22-0343-0		Ate	Th 15,0	
	7/03-	R			53-0233	53-0233K	Luc	164,0x20	Hand Brake
3.2 SRT-6 Eng.EGZ (246kW)	9/04-	F	R		22-0567-0		Ate	Th 15,5	
	9/04-		R			53-0233	53-0233K	Luc	164,0x20
<b>Grand Voyager I 1/91-1/95</b>									
2.5 TD Eng.09B/ M00 (87kW)	91-95	F	F		22-0714-0		K.H.	Th 16,0	14Inch Wheels
	91-95		R		22-0289-0		K.H.	Th 19,0	15Inch Wheels
	91-95	F			23-0331			Ø 282,0 Th 24,0-22,4	Vent.
3.3 V6 Eng.EGA (110kW)	1/91-1/95	F	F		22-0289-0		K.H.	Th 19,0	
	91-95		R			23-0331			Ø 282,0 Th 24,0-22,4
	1/91-1/95	R			53-0349			228,6x65	Hand Brake
<b>Grand Voyager II 1/96-4/08</b>									
2.5 TD Eng.HR425CLI/ EE (84-87kW)	96-	F	F		23-0473			Ø 282,0 Th 24,0-22,4	Vent.
	1/96-4/08		R			53-0026			254,0x57
3.8 V6 Eng.EGH (122kW)	96-98	F	F		22-0356-0		K.H.	Th 16,5	
	98-		R		22-0523-0		Ate	Th 19,0	
	96-	R			22-0624-0		K.H.	Th 17,0	
	96-	F			23-0473			Ø 282,0 Th 24,0-22,4	Vent.
	1/96-4/08	R			53-0026			254,0x57	Hand Brake
<b>Le Baron, Cabrio 9/86-12/96</b>									
2.5 i Eng.K, EDM (75kW)	9/86-12/94	F	F		22-0714-0		K.H.	Th 16,0	14Inch Wheels
	9/86-12/94		R		22-0289-0		K.H.	Th 19,0	15Inch Wheels
3.0 i V6, Coupé Eng.6G72 (105kW)	1/90-12/96	F	F		22-0714-0		K.H.	Th 16,0	14Inch Wheels
	1/90-12/96		R		22-0289-0		K.H.	Th 19,0	15Inch Wheels
<b>LHS I 1/94-12/97</b>									
3.5 Eng.EGJ (160kW)	1/94-12/97	R			53-0031			172,0x20	Hand Brake
<b>LHS II 1/99-12/01</b>									
3.5 Eng.EGJ (160kW)	1/99-12/01	R			53-0031			172,0x20	Hand Brake

			Spare Parts	F/R	L/R	METELLI ref.	METELLI ref. w/KIT		DIMENSIONS mm.	NOTE	
<b>Neon I (PL) 5/94-8/99</b>											
1.8 16v Eng.EBD (85kW)		F	9/97-8/99			22-0356-1		K.H.	Th 16,0	+ABS	
			9/97-8/99			22-0713-0		K.H.	Th 16,0	-ABS	
			9/97-8/99			22-0522-0		K.H.	Th 17,0	+ABS	
2.0 Eng.ECC (118kW)		R	10/96-9/00			53-0028			200,0x34	Hand Brake	
2.0 16v Eng.420H (98kW)		F	5/94-8/99			22-0356-1		K.H.	Th 16,0	+ABS	
			5/94-8/99			22-0713-0		K.H.	Th 16,0	-ABS	
			5/94-8/99			22-0522-0		K.H.	Th 17,0	+ABS	
			5/94-8/99		R	53-0028			200,0x34	Hand Brake	
2.0 16v Eng.420T (109kW)		F	4/96-8/99			22-0356-1		K.H.	Th 16,0	+ABS	
			4/96-8/99			22-0713-0		K.H.	Th 16,0	-ABS	
			4/96-8/99			22-0522-0		K.H.	Th 17,0	+ABS	
			4/96-8/99		R	53-0028			200,0x34	Hand Brake	
2.0 16v Eng.ECC (107kW)		F	6/94-8/99			22-0356-1		K.H.	Th 16,0	+ABS	
			6/94-8/99			22-0713-0		K.H.	Th 16,0	-ABS	
			6/94-8/99			22-0522-0		K.H.	Th 17,0	+ABS	
			6/94-8/99		R	53-0028			200,0x34	Hand Brake	
<b>Neon II 8/99-</b>											
1.6 Eng.EJD (85kW)		F	11/01-			22-0356-1		K.H.	Th 16,0		
			11/01-			22-0522-0		K.H.	Th 17,0		
2.0 16v Eng.420H (98kW)		F	8/99-			22-0356-1		K.H.	Th 16,0		
			8/99-			22-0522-0		K.H.	Th 17,0		
			8/99-		R	53-0028			200,0x34	Hand Brake	
2.0 16v R/T (110kW)		R	10/01-			53-0028			200,0x34	Hand Brake	
<b>PT Cruiser 6/00-</b>											
1.6 Eng.EJD (85kW)		F	11/01-			22-0521-0		Gir	Th 20,0		
			11/01-			22-0522-0		K.H.	Th 17,0		
		R	11/01-				53-0031			172,0x20	Hand Brake
			11/01-				53-0029			220,0x42	Hand Brake
2.0 Eng.ECC (100kW)		R	10/04-			53-0031			172,0x20	Hand Brake	
			10/04-			53-0029			220,0x42	Hand Brake	
2.0 Eng.ECC (104kW)		F	6/00-01			22-0521-0		Gir	Th 20,0		
			6/00-			22-0522-0		K.H.	Th 17,0		
		R	6/00-				53-0031			172,0x20	Hand Brake
			6/00-				53-0029			220,0x42	Hand Brake
2.2 CRD Eng.EDJ (89kW)		F	3/02-			22-0521-0		Gir	Th 20,0		
			3/02-			22-0522-0		K.H.	Th 17,0		
		R	3/02-				53-0031			172,0x20	Hand Brake
			3/02-				53-0029			220,0x42	Hand Brake
2.2 CRD Eng.OM664 (110kW)		F	8/05-			22-0521-0		Gir	Th 20,0		
			8/05-			22-0522-0		K.H.	Th 17,0		
		R	8/05-				53-0031			172,0x20	Hand Brake
			8/05-				53-0029			220,0x42	Hand Brake
2.4 Eng.EDZ (105kW)		F	8/05-			22-0521-0		Gir	Th 20,0		
			8/05-			22-0522-0		K.H.	Th 17,0		
		R	8/05-				53-0031			172,0x20	Hand Brake
			8/05-				53-0029			220,0x42	Hand Brake
2.4 Cabrio Eng.EDZ (105kW)		R	3/04-			53-0031			172,0x20	Hand Brake	
			3/04-			53-0029			220,0x42	Hand Brake	
2.4 GT, Cabrio Eng.EDV (164kW)		F	8/03-			22-0521-0		Gir	Th 20,0		
			8/03-			22-0522-0		K.H.	Th 17,0		
		R	8/03-				53-0031			172,0x20	Hand Brake
			8/03-				53-0029			220,0x42	Hand Brake
2.4, Cabrio Eng.EDZ (110kW)		F	6/00-01			22-0521-0		Gir	Th 20,0		
			6/00-			22-0522-0		K.H.	Th 17,0		
		R	6/00-				53-0031			172,0x20	Hand Brake
			6/00-				53-0029			220,0x42	Hand Brake
<b>Sebring I (FJ) Coupé 5/95-9/00</b>											
2.0 Eng.ECC (103kW)		R	5/95-9/00			53-0031			172,0x20	Hand Brake	
			5/95-9/00			53-0030		Luc	200,0x32,5	Hand Brake	
2.5 LE Eng.EEB (120kW)		R	5/95-9/00			53-0031			172,0x20	Hand Brake	
			5/95-9/00			53-0030		Luc	200,0x32,5	Hand Brake	
<b>Sebring II (JR), Cabrio 4/01-6/07</b>											
2.0, Cabrio Eng.ECC (104kW)		F	4/01-			22-0715-0		Ate	Th 20,0		
			4/01-			22-0522-0		K.H.	Th 17,0		
	R	4/01-6/07				53-0265	53-0265K		167,0x32	Hand Brake	
		4/01-6/07				53-0031			172,0x20	Hand Brake	






















		Spare Parts	F/R	L/R	METELLI ref.	METELLI ref. w/KIT		DIMENSIONS mm.	NOTE
2.0, Cabrio Eng.ECC (104kW)	4/01-6/07		R		53-0256		Ake	228,6x40	Hand Brake
2.4 Turbo, Cabrio Eng.EDV (164kW)	9/01-6/07		R		53-0265	53-0265K		167,0x32	Hand Brake
2.4, Cabrio Eng.EDZ (112kW)	4/01-6/07		R		53-0265	53-0265K		167,0x32	Hand Brake
	4/01-6/07		R		53-0031			172,0x20	Hand Brake
2.7 V6 24v, Cabrio Eng.EES (149kW)	4/01-		F		22-0715-0		Ate	Th 20,0	
	4/01-		R		22-0522-0		K.H.	Th 17,0	
	4/01-6/07		R		53-0265	53-0265K		167,0x32	Hand Brake
	4/01-6/07		R		53-0031			172,0x20	Hand Brake
	4/01-6/07		R		53-0032		Luc	228,6x45	Flex FI
<b>Sebring III 7/07-</b>									
2.0 CRD, Cabrio Eng.BYL (103kW)	7/07-		R		53-0362			170,0x32	Hand Brake
	7/07-		R		53-0296			228,6x37	
2.0 VVT Eng.ECN (115kW)	7/07-		R		53-0362			170,0x32	Hand Brake
	7/07-		R		53-0296			228,6x37	
2.7 Eng.EER (141kW)	7/07-		R		53-0362			170,0x32	Hand Brake
	7/07-		R		53-0296			228,6x37	
2.7 Cabrio Eng.EER (137kW)	7/07-		R		53-0362			170,0x32	Hand Brake
	7/07-		R		53-0296			228,6x37	
3.5 Eng.EGG (175kW)	11/07-		R		53-0362			170,0x32	Hand Brake
	11/07-		R		53-0296			228,6x37	
<b>Stratus (JA) 12/95-</b>									
2.0 16v Eng.ECB (98kW)	-00		F		22-0355-0		K.H.	Th 16,0	
	00-		F		22-0715-0		Ate	Th 20,0	
	12/95-		R		22-0522-0		K.H.	Th 17,0	
	12/95-		R		53-0030		Luc	200,0x32,5	Hand Brake
	12/95-		R		53-0032		Luc	228,6x45	
2.0 LE, Cabrio Eng.C00/ 420X (96kW)	-00		F		22-0355-0		K.H.	Th 16,0	
	00-		F		22-0715-0		Ate	Th 20,0	
	12/95-4/01		R		22-0522-0		K.H.	Th 17,0	
	12/95-4/01		R		53-0030		Luc	200,0x32,5	Hand Brake
2.4 16v Eng.EDZ (103kW)	-00		F		22-0355-0		K.H.	Th 16,0	
	00-		F		22-0715-0		Ate	Th 20,0	
	12/95-4/01		R		22-0522-0		K.H.	Th 17,0	
2.4 16v Eng.EDZ (112kW)	-00		F		22-0355-0		K.H.	Th 16,0	
	00-		F		22-0715-0		Ate	Th 20,0	
	12/95-		R		22-0522-0		K.H.	Th 17,0	
2.5 LX V6, Cabrio Eng.H00/ 625H (120kW)	-00		F		22-0355-0		K.H.	Th 16,0	
	00-		F		22-0715-0		Ate	Th 20,0	
	12/95-4/01		R		22-0522-0		K.H.	Th 17,0	
2.5 V6 Eng.EEB (125kW)	-00		F		22-0355-0		K.H.	Th 16,0	
	00-		F		22-0715-0		Ate	Th 20,0	
	12/95-		R		22-0522-0		K.H.	Th 17,0	
<b>Viper, Convertible 7/98-</b>									
8.0 Eng.EPA (290kW)	8/92-		F		22-0251-0		Bre	Th 17,5	
	8/92-		R		22-0165-0		Bre	Th 15,0	
8.0 Eng.EPD (282kW)	7/98-		F		22-0251-0		Bre	Th 17,5	
	7/98-		R		22-0165-0		Bre	Th 15,0	
8.0 Eng.V10E488 (299kW)	8/92-		F		22-0251-0		Bre	Th 17,5	
	8/92-		R		22-0165-0		Bre	Th 15,0	
8.0 (Exc. Convertible) (335kW)	8/92-		F		22-0251-0		Bre	Th 17,5	
	8/92-		R		22-0165-0		Bre	Th 15,0	
<b>Voyager I (ES) 8/84-9/95</b>									
2.5 i Eng.K (74kW)	8/90-9/95		F		22-0714-0		K.H.	Th 16,0	14Inch Wheels
	8/90-9/95		F		22-0289-0		K.H.	Th 19,0	15Inch Wheels
	91-95		F		23-0331			Ø 282,0 Th 24,0-22,4	Vent., 15Inch Wheels
	8/90-9/95		R		53-0349			228,6x65	Hand Brake
2.5 i Eng.K00 (72kW)	8/84-9/95		F		22-0714-0		K.H.	Th 16,0	14Inch Wheels
	8/84-9/95		F		22-0289-0		K.H.	Th 19,0	15Inch Wheels
	84-95		F		23-0331			Ø 282,0 Th 24,0-22,4	Vent., 15Inch Wheels
	8/84-9/95		R		53-0349			228,6x65	Hand Brake
2.5 TD Eng.09B/ M00 (87kW)	1/92-9/95		F		22-0714-0		K.H.	Th 16,0	14Inch Wheels
	1/92-9/95		F		22-0289-0		K.H.	Th 19,0	15Inch Wheels
	92-95		F		23-0331			Ø 282,0 Th 24,0-22,4	Vent., 15Inch Wheels
	1/92-9/95		R		53-0349			228,6x65	Hand Brake
2.5 TD Eng.HR425CLI/ EE (84kW)	1/92-12/99		F		22-0714-0		K.H.	Th 16,0	14Inch Wheels
	1/92-12/99		F		22-0289-0		K.H.	Th 19,0	15Inch Wheels

		Spare Parts	F/R	L/R	METELLI ref.	METELLI ref. w/KIT		DIMENSIONS mm.	NOTE	
3.0 Eng.EFA (100kW)	10/87-		R		53-0349			228,6x65	Hand Brake	
3.0 Eng.EFA (101kW)	10/87-		R		53-0349			228,6x65	Hand Brake	
3.0 Eng.EFA (104kW)	10/90-		R		53-0349			228,6x65	Hand Brake	
3.0 i Eng.6G72/ 300 (108kW)	8/84-9/95		F		22-0714-0		K.H.	Th 16,0	14Inch Wheels	
	8/84-9/95		F		22-0289-0		K.H.	Th 19,0	15Inch Wheels	
	84-95		F		23-0331			Ø 282,0 Th 24,0-22,4	Vent., 15Inch Wheels	
	8/84-9/95		R		53-0349			228,6x65	Hand Brake	
3.3 Eng.EGA (112kW)	10/89-		R		53-0349			228,6x65	Hand Brake	
3.3 i Eng.EGA (120kW)	8/90-9/95		R		53-0349			228,6x65	Hand Brake	
3.3 i, AWD Eng.EGA (110kW)	8/90-9/95		F		22-0289-0		K.H.	Th 19,0		
	91-95		F		23-0331			Ø 282,0 Th 24,0-22,4	Vent., 15Inch Wheels	
	8/90-9/95		R		53-0349			228,6x65	Hand Brake	
3.3 i, AWD Eng.R00 (120kW)	8/90-9/95		F		22-0289-0		K.H.	Th 19,0		
	91-95		F		23-0331			Ø 282,0 Th 24,0-22,4	Vent., 15Inch Wheels	
	8/90-9/95		R		53-0349			228,6x65	Hand Brake	
<b>Voyager II (GS) 1/95-3/01</b>										
2.0 i Eng.C00 (98kW)	1/95-3/01		F		22-0523-0		Ate	Th 19,0	LX, 16Inch Wheels	
	1/95-3/01		F		22-0356-0		K.H.	Th 16,5		
	98-		R		22-0624-0		K.H.	Th 17,0		
	1/95-3/01		R		53-0349			228,6x65	Hand Brake	
	1/95-3/01		R		53-0172	53-0172Y	Mando	254,0x55	Hand Brake	
2.4 i, AWD Eng.B00 / EDZ (111kW)	1/95-3/01		F		22-0523-0		Ate	Th 19,0	LX, 16Inch Wheels	
	1/95-3/01		F		22-0356-0		K.H.	Th 16,5		
	98-		R		22-0624-0		K.H.	Th 17,0		
	98-01		F		23-0473			Ø 282,0 Th 24,0-22,4	Vent.	
	1/95-3/01		R		53-0349			228,6x65	Hand Brake	
	1/95-3/01		R		53-0026			254,0x57	Hand Brake	
2.5 TD Eng.425CLIRS-X (85kW)	1/95-3/01		F		22-0523-0		Ate	Th 19,0	LX, 16Inch Wheels	
	1/95-3/01		F		22-0356-0		K.H.	Th 16,5		
	98-		R		22-0624-0		K.H.	Th 17,0		
	96-01		F		23-0473			Ø 282,0 Th 24,0-22,4	Vent.	
	1/95-3/01		R		53-0349			228,6x65	Hand Brake	
2.5 TDiC AWD Eng.ENC (85kW)	10/95-3/01		R		53-0026			254,0x57	Hand Brake	
	10/95-3/01		R		53-0172	53-0172Y	Mando	254,0x55	Hand Brake	
	1/95-3/01		F		22-0523-0		Ate	Th 19,0	LX, 16Inch Wheels	
	1/95-3/01		F		22-0356-0		K.H.	Th 16,5		
3.0 Eng.EFA (112kW)	98-		R		22-0624-0		K.H.	Th 17,0		
	1/95-3/01		R		53-0026			254,0x57	Hand Brake	
	1/95-3/01		R		53-0172	53-0172Y	Mando	254,0x55	Hand Brake	
3.3 i Eng.R00 (116kW)	1/95-3/01		F		22-0523-0		Ate	Th 19,0	LX, 16Inch Wheels	
	1/95-3/01		F		22-0356-0		K.H.	Th 16,5		
	98-		R		22-0624-0		K.H.	Th 17,0		
	1/95-3/01		R		53-0026			254,0x57	Hand Brake	
3.3 i 4WD Eng.EGA (116kW)	98-		F		22-0356-0		K.H.	Th 16,5		
	98-		F		22-0523-0		Ate	Th 19,0		
	98-		R		22-0624-0		K.H.	Th 17,0		
	1/95-3/01		R		53-0026			254,0x57	Hand Brake	
3.8 i AWD Eng.L00 / EGH (122-131kW)	98-		F		22-0356-0		K.H.	Th 16,5		
	98-		F		22-0523-0		Ate	Th 19,0		
	97-		R		22-0624-0		K.H.	Th 17,0		
	1/95-3/01		R		53-0349			228,6x65	Hand Brake	
	1/95-3/01		R		53-0026			254,0x57	Hand Brake	
Voyager III (RG) 2/00-12/07	1/95-3/01		R		53-0172	53-0172Y	Mando	254,0x55	Hand Brake	
	<b>Voyager III (RG) 2/00-12/07</b>									
	2.4 Eng.EDZ (108kW)	-04		F		22-0523-0		Ate	Th 19,0	
		04-		F		22-0623-0		Ate	Th 19,0	
		2/00-		F		22-0524-0		Gir	Th 18,5	Rear Drum Brake
2/00-			R		22-0625-0		K.H.	Th 16,5		
2/00-			F		23-0780			Ø 302,0 Th 28,0-26,5	Vent., +ABS, 16Inch Wheels	
00-			F		23-0689			Ø 281,0 Th 28,0-26,3	Vent., 15Inch Wheels	
2.5 CRD Eng.EDK (88kW)	2/00-12/07		R		53-0026			254,0x57	Hand Brake	
	8/05-12/07		R		53-0027			180,0x30	Hand Brake	
2.5 CRD Eng.ENC/ ENJ (105kW)	8/05-12/07		R		53-0026			254,0x57	Hand Brake	
	-04		F		22-0523-0		Ate	Th 19,0		
	04-		F		22-0623-0		Ate	Th 19,0		
	2/00-		F		22-0524-0		Gir	Th 18,5	Rear Drum Brake	









		Spare Parts	F/R	L/R	METELLI ref.	METELLI ref. w/KIT		DIMENSIONS mm.	NOTE
2.5 CRD Eng.ENC/ ENJ (105kW)	2/00-		R		<b>22-0625-0</b>		K.H.	Th 16,5	
	2/00-00-		F		<b>23-0780</b>			Ø 302,0 Th 28,0-26,5	Vent., +ABS, 16Inch Wheels
	2/00-12/07		F		<b>23-0689</b>			Ø 281,0 Th 28,0-26,3	Vent., 15Inch Wheels
	2/00-12/07		R		<b>53-0027</b>			180,0x30	Hand Brake
	2/00-12/07		R		<b>53-0026</b>			254,0x57	Hand Brake
2.8 CRD Eng.ENR (110kW)	6/04-		F		<b>22-0623-0</b>		Ate	Th 19,0	
	6/04-04-		R		<b>22-0625-0</b>		K.H.	Th 16,5	
	6/04-04-		F		<b>23-0689</b>			Ø 281,0 Th 28,0-26,3	Vent., 15Inch Wheels
	6/04-12/07		F		<b>23-0780</b>			Ø 302,0 Th 28,0-26,5	Vent., +ABS
	6/04-12/07		R		<b>53-0027</b>			180,0x30	Hand Brake
3.3 Flexi-Fuel Eng.EGA (128kW)	2/00-12/07		R		<b>53-0027</b>			180,0x30	Hand Brake
3.3, AWD Eng.EGA (128kW)	-04		F		<b>22-0523-0</b>		Ate	Th 19,0	
	04-		F		<b>22-0623-0</b>		Ate	Th 19,0	
	2/00-		F		<b>22-0524-0</b>		Gir	Th 18,5	Rear Drum Brake
	2/00-		R		<b>22-0625-0</b>		K.H.	Th 16,5	
	2/00-00-		F		<b>23-0780</b>			Ø 302,0 Th 28,0-26,5	Vent., +ABS, 16Inch Wheels
	2/00-00-		F		<b>23-0689</b>			Ø 281,0 Th 28,0-26,3	Vent., 15Inch Wheels
	2/00-12/07		R		<b>53-0027</b>			180,0x30	Hand Brake
3.8, AWD Eng.EGH (160kW)	-04		F		<b>22-0523-0</b>		Ate	Th 19,0	
	04-		F		<b>22-0623-0</b>		Ate	Th 19,0	
	2/00-		R		<b>22-0625-0</b>		K.H.	Th 16,5	
	2/00-00-		F		<b>23-0780</b>			Ø 302,0 Th 28,0-26,5	Vent., +ABS, 16Inch Wheels
	2/00-00-		F		<b>23-0689</b>			Ø 281,0 Th 28,0-26,3	Vent., 15Inch Wheels
2/00-12/07		R		<b>53-0027</b>			180,0x30	Hand Brake	
<b>Voyager IV 1/08-</b>									
3.3 (125kW)	1/08-		R		<b>53-0027</b>			180,0x30	Hand Brake

## CHRYSLER (USA)

<b>GS Daytona Shelby 10/87-10/92</b>									
2.5 i T. Eng.EDT (110kW)	1/89-10/92		R		<b>53-0029</b>			220,0x42	Hand Brake
<b>Le Baron</b>									
All models			R		<b>53-0028</b>			200,0x34	Hand Brake
<b>Le Baron GTS</b>									
All models			R		<b>53-0028</b>			200,0x34	Hand Brake
<b>Saratoga 9/89-12/95</b>									
2.5 Eng.EDM (72kW)	10/89-9/91		F		<b>22-0289-0</b>		K.H.	Th 19,0	15Inch Wheels
3.0 Eng.6G72 (105kW)	9/89-12/95		F		<b>22-0289-0</b>		K.H.	Th 19,0	15Inch Wheels
<b>Town &amp; Country I 1/90-12/95</b>									
3.0 Eng.6G72 (106kW)	1/90-12/90		R		<b>53-0349</b>			228,6x65	Hand Brake
	90-95		R		<b>18-0251</b>			Ø 228,6	14Inch Wheels
	90-95		R		<b>18-0252</b>			Ø 228,6	15Inch Wheels
3.3 Eng.EGA (112kW)	90-95		R		<b>18-0251</b>			Ø 228,6	14Inch Wheels
	90-95		R		<b>18-0252</b>			Ø 228,6	15Inch Wheels
3.8 Eng.EGH (121kW)	90-95		R		<b>18-0251</b>			Ø 228,6	14Inch Wheels
	90-95		R		<b>18-0252</b>			Ø 228,6	15Inch Wheels
<b>Town &amp; Country II 10/00-8/07</b>									
3.3 V6 Eng.EGM (128kW)	97-		F		<b>23-0473</b>			Ø 282,0 Th 24,0-22,4	Vent., A/T, 15Inch Wheels
	10/00-8/07		R		<b>53-0027</b>			180,0x30	Hand Brake
	10/00-8/07		R		<b>53-0026</b>			254,0x57	Hand Brake
3.8, AWD Eng.EGH (160kW)	10/00-8/07		R		<b>53-0027</b>			180,0x30	Hand Brake
	10/00-8/07		R		<b>53-0026</b>			254,0x57	Hand Brake
<b>Voyager</b>									
All models	84-95		R		<b>18-0251</b>			Ø 228,6	14Inch Wheels
	84-95		R		<b>18-0252</b>			Ø 228,6	15Inch Wheels
	96-		R		<b>18-0253</b>			Ø 250,0	14Inch Wheels
	96-		R		<b>18-0254</b>			Ø 250,0	15Inch Wheels

## CHRYSLER (USA) DODGE

<b>Avenger</b>									
All models	08-		R		<b>53-0362</b>			170,0x32	Hand Brake
	08-		R		<b>53-0296</b>			228,6x37	
<b>Caliber 6/06-</b>									
1.8 i 16v (110kW)	6/06-		F		<b>22-0481-0</b>		Sum	Th 16,0	
	6/06-		R		<b>22-0737-0</b>		Ake	Th 15,5	
	6/06-		R		<b>53-0362</b>			170,0x32	Hand Brake
	6/06-		R		<b>53-0296</b>			228,6x37	







			Spare Parts	F/R	L/R	METELLI ref.	METELLI ref. w/KIT		DIMENSIONS mm.	NOTE
2.0 CRD (103kW)	6/06-		F	R	R	22-0481-0		Sum	Th 16,0	
	6/06-					22-0737-0		Ake	Th 15,5	
	6/06-		R	R	R	53-0362			170,0x32	Hand Brake
	6/06-					53-0296			228,6x37	
2.0 i 16v (115kW)	6/06-		F	R	R	22-0481-0		Sum	Th 16,0	
	6/06-					22-0737-0		Ake	Th 15,5	
	6/06-		R	R	R	53-0362			170,0x32	Hand Brake
	6/06-					53-0296			228,6x37	
2.4 (217kW)	12/07-		R	R	R	53-0362			170,0x32	Hand Brake
	12/07-					53-0296			228,6x37	
2.4 i 16v (125kW)	10/06-		F	R	R	22-0481-0		Sum	Th 16,0	
	10/06-					22-0737-0		Ake	Th 15,5	
	10/06-		R	R	R	53-0362			170,0x32	Hand Brake
	10/06-					53-0296			228,6x37	
<b>Caravan</b>										
All models			R	R	R	53-0349			228,6x65	Hand Brake
	01-					53-0027			180,0x30	Hand Brake
	96-					53-0026			254,0x57	Hand Brake
<b>Charger</b>										
All models			R	R	R	53-0242			183,0x31	HDB, Hand Brake
<b>Colt</b>										
1.5	81-83		R	R	R	18-0342			Ø 228,6	
1.6	81-83		R	R	R	18-0342			Ø 228,6	
<b>Daytona</b>										
All models	91-95		F	R	R	22-0289-0		K.H.	Th 19,0	
<b>Magnum</b>										
All models			R	R	R	53-0242	53-0242K		183,0x31	Hand Brake
							53-0251Y		183,0x31	Hand Brake
<b>Mini Rma Van</b>										
All models			R	R	R	53-0251		Ake	254,0x50	Hand Brake
<b>Neon</b>										
All models			R	R	R	53-0029			220,0x42	Hand Brake
<b>Nitro 6/07-</b>										
2.8 CRD, 4WD (130kW)	6/07-		R	R	R	53-0363			207,0x32	
<b>Spirit</b>										
All models	91-95		F	R	R	22-0289-0		K.H.	Th 19,0	
<b>Sprinter III 1/06-</b>										
3.5 V6 Eng.M272 (190kW)	06-		R	R	R	53-0249			174,0x42	rear axle SA 741, Hand Brake
<b>Stealth 1/91-</b>										
3.0 i V6	1/91-		F	R	R	22-0134-0		Ake	Th 16,0	

CHRYSLER (USA) DODGE TRUCK





<b>Dakota</b>										
All models			R	R	R	53-0349	53-0251Y		228,6x65	Hand Brake
<b>Raider</b>										
All models			R	R	R	53-0251	53-0251Y	Ake	254,0x50	Hand Brake
<b>Ram 1500 - 2500</b>										
All models			R	R	R	53-0251		Ake	254,0x50	Hand Brake

CHRYSLER (USA) JEEP

























<b>Cherokee</b>										
All models	74-91		R	R	R	18-0181			Ø 254,0	
	93-96					18-0183			Ø 228,5	Only Limited, Luxe, Country
	93-96					18-0182			Ø 254,0	Axle 34
<b>Comanche</b>										
All models	-90		F	R	R	22-0133-0		K.H.	Th 16,0	
	90-					22-0218-0		K.H.	Th 18,0	
	86-92		R	R	R	18-0181			Ø 254,0	HDB
	93-96					18-0183			Ø 228,5	
	93-96					18-0182			Ø 254,0	Axle 34
<b>Grand Cherokee</b>										
All models	74-91		R	R	R	18-0181			Ø 254,0	
	93-96					18-0183			Ø 228,5	Only Limited, Luxe, Country
	93-96					18-0182			Ø 254,0	Axle 34
<b>Renegade</b>										
4.0i	-90		F	R	R	22-0133-0		K.H.	Th 16,0	
	90-					22-0218-0		K.H.	Th 18,0	

			Spare Parts	F/R	L/R	METELLI ref.	METELLI ref. w/KIT		DIMENSIONS mm.	NOTE
4.0i		1/87-89		R		18-0181			Ø 254,0	
		90-		R		18-0183			Ø 228,5	
<b>Wagoneer - Grand Wagoneer</b>										
All models		74-91		R		18-0181			Ø 254,0	
		93-96		R		18-0182			Ø 254,0	
<b>Wrangler</b>										
All models		1/90-12/96		R		18-0183			Ø 228,5	
		87-89		R		18-0181			Ø 254,0	
























































## CHRYSLER (USA) PLYMOUTH

<b>Acclaim</b>										
All models				F		22-0289-0		K.H.	Th 19,0	
<b>Laser 1/88-12/94</b>										
1.8 8v		-89		F		22-0114-0		Ake	Th 15,5	
		89-		F		22-0224-0		Ake	Th 15,0	
		1/88-12/94		R		22-0226-0		Ake	Th 14,5	
2.0 16v		1/90-12/94		F		22-0224-0		Ake	Th 15,0	
		1/90-12/94		R		22-0226-0		Ake	Th 14,5	
2.0 16v T., AWD		1/92-		F		22-0224-0		Ake	Th 15,0	2WD
		-93		F		22-0224-0		Ake	Th 15,0	AWD
		93-94		F		22-0134-0		Ake	Th 16,0	AWD
		1/92-		R		22-0226-0		Ake	Th 14,5	






































































## CITROËN








































<b>2 CV 3/63-</b>											
0.4 Eng.A79-1(AYA2) (17kW)		6/70-		F/R		18-0340			Ø 200,0		
0.6 Eng.A06-635 (21kW)		-85		F		23-0016			Ø 244,0 Th 7,0-6,3		
		6/70-		F/R		18-0340			Ø 200,0		
0.6 Eng.A06-664 (20kW)		81-90		F		23-0016			Ø 244,0 Th 7,0-6,3		
0.6 Eng.M28-1(AK2) (18kW)		-81		F		23-0016			Ø 244,0 Th 7,0-6,3		
<b>Acadiane 8/78-10/88</b>											
0.6 Eng.M28(AM2) (22kW)		78-87		F		23-0016			Ø 244,0 Th 7,0-6,3		
<b>Ami 1/63-12/77</b>											
0.6, Break Eng.M28(AM2) (24kW)		69-77		F		23-0016			Ø 244,0 Th 7,0-6,3		
1.0 Super , Break Eng.G10 (40kW)		73-77		F		23-0034			Ø 269,0 Th 9,0-8,1		
<b>Ax (ZA) 7/84-12/98</b>											
0.95 Eng.C1A (32kW)		9/86-6/92		F		22-0060-0		Ate	Th 17,0	Ch -5089	
		9/86-6/92		F		22-0060-1		Ate	Th 17,0	Ch 5090-	
		9/86-6/92		F			53-0021Y	Ate	Th 17,0	Ch 5090-	
		9/86-6/92		F			53-0021K	Ate	Th 17,0	Ch 5090-	
		9/86-6/92		F			53-0024Y	Ate	Th 17,0	Ch 5090-	
0.95 Eng.CDY(TU9M) (33kW)		-97		F		22-0060-0		Ate	Th 17,0	Ch -5089	
		9/86-6/92		F		22-0060-1		Ate	Th 17,0	Ch 5090-	
		97-		F		22-0060-2		Ate	Th 17,0		
		86-98			F		23-0153		Ate	Ø 238,0 Th 8,0-6,0	
		86-98		F			53-0021Y	Ate	Ø 238,0 Th 8,0-6,0		
		86-98			F		53-0021K	Ate	Ø 238,0 Th 8,0-6,0		
		86-98		F			53-0024Y	Ate	Ø 238,0 Th 8,0-6,0		
		86-98			R		18-0160	18-0160K		Ø 165,0	-ABS
		86-98			R		18-0164	18-0164K		Ø 180,0	+ABS
		9/86-			R		51-0002		Bdx	Ø 19,05 165,0x30	RAD
		9/86-		R		51-0001		Bdx	Ø 19,05 165,0x30	CRCl, RAD	
0.95 Eng.CDZ(TU9M) (37kW)		-97		F		22-0060-0		Ate	Th 17,0	Ch -5089	
		9/86-6/92		F		22-0060-1		Ate	Th 17,0	Ch 5090-	
		97-		F		22-0060-2		Ate	Th 17,0		
		86-98			F		23-0153		Ate	Ø 238,0 Th 8,0-6,0	
		86-98		F			53-0021Y	Ate	Ø 238,0 Th 8,0-6,0		
		86-98			F		53-0021K	Ate	Ø 238,0 Th 8,0-6,0		
		86-98		F			53-0024Y	Ate	Ø 238,0 Th 8,0-6,0		
		86-98			R		18-0160	18-0160K		Ø 165,0	-ABS
		86-98			R		18-0164	18-0164K		Ø 180,0	+ABS
		9/86-			R		51-0002		Bdx	Ø 19,05 165,0x30	RAD
		9/86-		R		51-0001		Bdx	Ø 19,05 165,0x30	CRCl, RAD	
0.95 E Eng.C3A (30kW)		12/86-12/98		F		22-0060-0		Ate	Th 17,0	Ch -5089	
		12/86-12/98		F		22-0060-1		Ate	Th 17,0	Ch 5090-	
		86-88			F		23-0153		Ate	Ø 238,0 Th 8,0-6,0	
		86-88			F			53-0021Y	Ate	Ø 238,0 Th 8,0-6,0	







































		Spare Parts	F/R	L/R	METELLI ref.	METELLI ref. w/KIT		DIMENSIONS mm.	NOTE	
0.95 E Eng.C3A (30kW)	86-88		F			<b>53-0021K</b>	Ate	Ø 238,0 Th 8,0-6,0		
	86-88		F			<b>53-0024Y</b>	Ate	Ø 238,0 Th 8,0-6,0		
	86-88		R		<b>18-0160</b>	<b>18-0160K</b>		Ø 165,0	-ABS	
	86-88		R		<b>18-0164</b>	<b>18-0164K</b>		Ø 180,0	+ABS	
	86-88		R		<b>51-0002</b>		Bdx	Ø 19,05 165,0x30	RAD	
	86-88		R		<b>51-0001</b>		Bdx	Ø 19,05 165,0x30	CRCI, RAD	
1.1 Eng.H1B (40kW)	12/86-6/90		F		<b>22-0060-0</b>		Ate	Th 17,0	Ch -5089	
	12/86-6/90		F		<b>22-0060-1</b>		Ate	Th 17,0	Ch 5090-	
	9/86-90		F		<b>23-0153</b>		Ate	Ø 238,0 Th 8,0-6,0		
	9/86-90		F			<b>53-0021Y</b>	Ate	Ø 238,0 Th 8,0-6,0		
	9/86-90		F			<b>53-0021K</b>	Ate	Ø 238,0 Th 8,0-6,0		
	9/86-90		F			<b>53-0024Y</b>	Ate	Ø 238,0 Th 8,0-6,0		
	9/86-90		R		<b>18-0160</b>	<b>18-0160K</b>		Ø 165,0	-ABS	
	9/86-90		R		<b>51-0002</b>		Bdx	Ø 19,05 165,0x30	RAD	
	9/86-90		R		<b>51-0001</b>		Bdx	Ø 19,05 165,0x30	CRCI, RAD	
	1.1 Eng.HDZ(TU1M) (40kW)	10/89-12/97		F		<b>22-0060-0</b>		Ate	Th 17,0	Ch -5089
10/89-12/97			F		<b>22-0060-1</b>		Ate	Th 17,0	Ch 5090-	
89-97			F		<b>23-0153</b>		Ate	Ø 238,0 Th 8,0-6,0		
89-97			F			<b>53-0021Y</b>	Ate	Ø 238,0 Th 8,0-6,0		
89-97			F			<b>53-0021K</b>	Ate	Ø 238,0 Th 8,0-6,0		
89-97			F			<b>53-0024Y</b>	Ate	Ø 238,0 Th 8,0-6,0		
89-97			R		<b>18-0160</b>	<b>18-0160K</b>		Ø 165,0	-ABS	
89-97			R		<b>18-0164</b>	<b>18-0164K</b>		Ø 180,0	+ABS	
9/86-			R		<b>51-0002</b>		Bdx	Ø 19,05 165,0x30	RAD	
9/86-			R		<b>51-0001</b>		Bdx	Ø 19,05 165,0x30	CRCI, RAD	
9/86-			R			<b>53-0021Y</b>	Bdx	Ø 19,05 165,0x30	CRCI, RAD	
1.1 4WD Eng.H1A (40kW)		9/86-		R			<b>53-0021K</b>	Bdx	Ø 19,05 165,0x30	CRCI, RAD
		9/86-		R			<b>53-0024Y</b>	Bdx	Ø 19,05 165,0x30	CRCI, RAD
1.1 Kat Eng.HAZ(TU1CP) (40kW)	9/88-12/89		F		<b>22-0060-0</b>		Ate	Th 17,0	Ch -5089	
	9/88-12/89		F		<b>22-0060-1</b>		Ate	Th 17,0	Ch 5090-	
	88-89		F		<b>23-0153</b>		Ate	Ø 238,0 Th 8,0-6,0		
	88-89		F			<b>53-0021Y</b>	Ate	Ø 238,0 Th 8,0-6,0		
	88-89		F			<b>53-0021K</b>	Ate	Ø 238,0 Th 8,0-6,0		
	88-89		F			<b>53-0024Y</b>	Ate	Ø 238,0 Th 8,0-6,0		
	88-89		R		<b>18-0160</b>	<b>18-0160K</b>		Ø 165,0	-ABS	
	88-89		R		<b>51-0002</b>		Bdx	Ø 19,05 165,0x30	RAD	
	88-89		R		<b>51-0001</b>		Bdx	Ø 19,05 165,0x30	CRCI, RAD	
	1.3 Sport Eng.M4A (70kW)	4/87-12/88		F		<b>22-0060-0</b>		Ate	Th 17,0	Ch -5089
4/87-12/88			F		<b>22-0060-1</b>		Ate	Th 17,0	Ch 5090-	
1/88-12/88			F		<b>23-0318</b>			Ø 258,0 Th 10,0-9,0		
87-1/88			F		<b>23-0226</b>			Ø 238,0 Th 10,0-8,5		
87-1/88			F			<b>53-0021Y</b>		Ø 238,0 Th 10,0-8,5		
87-1/88			F			<b>53-0021K</b>		Ø 238,0 Th 10,0-8,5		
87-1/88			F			<b>53-0024Y</b>		Ø 238,0 Th 10,0-8,5		
4/87-88			R		<b>18-0160</b>	<b>18-0160K</b>		Ø 165,0	-ABS	
9/86-			R		<b>51-0001</b>		Bdx	Ø 19,05 165,0x30	CRCI, RAD	
9/86-88			R		<b>51-0002</b>		Bdx	Ø 19,05 165,0x30	RAD	
1.4 Eng.K1F (49kW)		6/88-12/89		F		<b>22-0060-0</b>		Ate	Th 17,0	Ch -5089
		6/88-12/89		F		<b>22-0060-1</b>		Ate	Th 17,0	Ch 5090-
	6/88-12/89		F		<b>22-0037-1</b>		Bdx	Th 18,0		
	88-89		F		<b>23-0153</b>		Ate	Ø 238,0 Th 8,0-6,0		
	88-89		F			<b>53-0021Y</b>	Ate	Ø 238,0 Th 8,0-6,0		
	88-89		F			<b>53-0021K</b>	Ate	Ø 238,0 Th 8,0-6,0		
	88-89		F			<b>53-0024Y</b>	Ate	Ø 238,0 Th 8,0-6,0		
	88-89		R		<b>18-0160</b>	<b>18-0160K</b>		Ø 165,0	-ABS	
1.4 Eng.K2A/B (62kW)	1/88-12/92		F		<b>22-0060-0</b>		Ate	Th 17,0	Ch -5089	
	1/88-12/92		F		<b>22-0060-1</b>		Ate	Th 17,0	Ch 5090-	
	1/88-12/92		F		<b>22-0037-1</b>		Bdx	Th 18,0		
	4/91-92		F		<b>23-0334</b>		Bdx	Ø 247,0 Th 10,0-9,0		
	-89		F		<b>23-0226</b>			Ø 238,0 Th 10,0-8,5		
	89-4/92		F		<b>23-0318</b>			Ø 258,0 Th 10,0-9,0		
	89-4/92		F			<b>53-0021Y</b>		Ø 258,0 Th 10,0-9,0		
	89-4/92		F			<b>53-0021K</b>		Ø 258,0 Th 10,0-9,0		
	89-4/92		F			<b>53-0024Y</b>		Ø 258,0 Th 10,0-9,0		
	5/91-92		R		<b>18-0164</b>	<b>18-0164K</b>		Ø 180,0	+ABS	





































		Spare Parts	F/R	L/R	METELLI ref.	METELLI ref. w/KIT		DIMENSIONS mm.	NOTE
1.4 Eng.K2A/B (62kW)	88-92		R		18-0160	18-0160K		Ø 165,0	-ABS
	88-91		R		51-0002		Bdx	Ø 19,05 165,0x30	RAD
	91-92		R		51-0029		Bdx	Ø 19,05 203,0x39	RAI
1.4 Eng.K2A/D (55kW)	8/91-4/97		F		22-0060-0		Ate	Th 17,0	Ch -5089
	8/91-4/97		F		22-0060-1		Ate	Th 17,0	Ch 5090-
	8/91-4/97		F		22-0037-1		Bdx	Th 18,0	
	91-97		F		23-0334		Bdx	Ø 247,0 Th 10,0-9,0	
	91-97		F			53-0021Y	Bdx	Ø 247,0 Th 10,0-9,0	
	91-97		F			53-0021K	Bdx	Ø 247,0 Th 10,0-9,0	
	91-97		F			53-0024Y	Bdx	Ø 247,0 Th 10,0-9,0	
	91-97		F			53-0320Y	Bdx	Ø 247,0 Th 10,0-9,0	
	8/91-4/97		R		53-0320	53-0320K	Bdx	180,0x32	Hand Brake
	8/91-4/97		R			53-0329Y	Bdx	180,0x32	Hand Brake
	91-97		R		18-0160	18-0160K		Ø 165,0	-ABS
	91-97		R		18-0164	18-0164K		Ø 180,0	+ABS
	91-97		R		51-0029		Bdx	Ø 19,05 203,0x39	RAI
	1.4 Eng.KAY(TU3CP) (44kW)	12/86-12/88		F		22-0060-0		Ate	Th 17,0
12/86-12/88			F		22-0060-1		Ate	Th 17,0	Ch 5090-
12/86-12/88			F		22-0037-1		Bdx	Th 18,0	
86-88			F		23-0153		Ate	Ø 238,0 Th 8,0-6,0	
86-88			F			53-0021Y	Ate	Ø 238,0 Th 8,0-6,0	
86-88			F			53-0021K	Ate	Ø 238,0 Th 8,0-6,0	
86-88			F			53-0024Y	Ate	Ø 238,0 Th 8,0-6,0	
86-88			R		18-0160	18-0160K		Ø 165,0	-ABS
86-88			R		51-0002		Bdx	Ø 19,05 165,0x30	RAD
1.4 Eng.KDX(TU3M-Z) (55kW)		4/87-4/97		F		22-0060-0		Ate	Th 17,0
	4/87-4/97		F		22-0060-1		Ate	Th 17,0	Ch 5090-
	4/87-4/97		F		22-0037-1		Bdx	Th 18,0	
	4/91-97		F		23-0334		Bdx	Ø 247,0 Th 10,0-9,0	
	87-4/91		F		23-0153		Ate	Ø 238,0 Th 8,0-6,0	
	87-4/91		F			53-0021Y	Ate	Ø 238,0 Th 8,0-6,0	
	87-4/91		F			53-0021K	Ate	Ø 238,0 Th 8,0-6,0	
	87-4/91		F			53-0024Y	Ate	Ø 238,0 Th 8,0-6,0	
	87-4/91		F			53-0320Y	Ate	Ø 238,0 Th 8,0-6,0	
	4/87-4/97		R		53-0320	53-0320K	Bdx	180,0x32	Hand Brake
	4/87-4/97		R			53-0329Y	Bdx	180,0x32	Hand Brake
	10/87-97		R		18-0160	18-0160K		Ø 165,0	-ABS
	5/91-97		R		18-0164	18-0164K		Ø 180,0	+ABS
	9/86-91		R		51-0002		Bdx	Ø 19,05 165,0x30	RAD
91-97		R		51-0029		Bdx	Ø 19,05 203,0x39	RAI	
1.4 4WD Eng.KDY(TU3M) (55kW)	8/91-12/96		F		22-0037-1		Bdx	Th 18,0	
	4/91-96		F		23-0334		Bdx	Ø 247,0 Th 10,0-9,0	
	4/91-96		F			53-0021Y	Bdx	Ø 247,0 Th 10,0-9,0	
	4/91-96		F			53-0021K	Bdx	Ø 247,0 Th 10,0-9,0	
	4/91-96		F			53-0024Y	Bdx	Ø 247,0 Th 10,0-9,0	
	4/91-96		F			53-0320Y	Bdx	Ø 247,0 Th 10,0-9,0	
	8/91-12/96		R		53-0320	53-0320K	Bdx	180,0x32	Hand Brake
	8/91-12/96		R			53-0329Y	Bdx	180,0x32	Hand Brake
8/91-12/96		R		53-0346	53-0346Y	Bdx	203,2x39	Hand Brake	
1.4 D Eng.K9A(TUD3) (38kW)	9/88-6/92		F		22-0060-0		Ate	Th 17,0	Ch -5089
	9/88-6/92		F		22-0060-1		Ate	Th 17,0	Ch 5090-
	9/88-6/92		F		22-0037-1		Bdx	Th 18,0	
	88-92		F		23-0153		Ate	Ø 238,0 Th 8,0-6,0	Vett -5277
	-92		F		23-0334		Bdx	Ø 247,0 Th 10,0-9,0	Vett 5278-
	-92		F			53-0021Y	Bdx	Ø 247,0 Th 10,0-9,0	Vett 5278-
	-92		F			53-0021K	Bdx	Ø 247,0 Th 10,0-9,0	Vett 5278-
	-92		F			53-0024Y	Bdx	Ø 247,0 Th 10,0-9,0	Vett 5278-
	88-92		R		18-0160	18-0160K		Ø 165,0	-ABS
	88-92		R		18-0164	18-0164K		Ø 180,0	+ABS
88-92		R		51-0001		Bdx	Ø 19,05 165,0x30	CRCI, RAD	
88-92		R		51-0002		Bdx	Ø 19,05 165,0x30	RAD	
1.4 D Eng.K9Y(TUD3Y) (37kW)	8/91-12/97		F		22-0060-0		Ate	Th 17,0	Ch -5089
	8/91-12/97		F		22-0060-1		Ate	Th 17,0	Ch 5090-
	8/91-12/97		F		22-0037-1		Bdx	Th 18,0	
	91-97		F		23-0153		Ate	Ø 238,0 Th 8,0-6,0	Vett -5277
	-97		F		23-0334		Bdx	Ø 247,0 Th 10,0-9,0	Vett 5278-
	-97		F			53-0021Y	Bdx	Ø 247,0 Th 10,0-9,0	Vett 5278-
































































		Spare Parts	F/R	L/R	METELLI ref.	METELLI ref. w/KIT		DIMENSIONS mm.	NOTE
1.4 D Eng.K9Y(TUD3Y) (37kW)	-97		F			<b>53-0021K</b>	Bdx	Ø 247,0 Th 10,0-9,0	Vett 5278-
	-97		F			<b>53-0024Y</b>	Bdx	Ø 247,0 Th 10,0-9,0	Vett 5278-
	91-97		R		<b>18-0160</b>	<b>18-0160K</b>		Ø 165,0	-ABS
	91-97		R		<b>18-0164</b>	<b>18-0164K</b>		Ø 180,0	+ABS
	91-		R		<b>51-0002</b>		Bdx	Ø 19,05 165,0x30	RAD
	91-		R		<b>51-0001</b>		Bdx	Ø 19,05 165,0x30	CRCI, RAD
1.4 GTi Eng.KFY(TU3FJ2) (66kW)	8/91-12/96		F		<b>22-0037-1</b>		Bdx	Th 18,0	
	8/91-12/96		F		<b>22-0049-0</b>		Gir	Th 17,5	
	91-96		F		<b>23-0238</b>			Ø 247,0 Th 20,5-18,5	Vent.
	91-96		F			<b>53-0320Y</b>		Ø 247,0 Th 20,5-18,5	Vent.
	8/91-12/96		R		<b>53-0320</b>	<b>53-0320K</b>	Bdx	180,0x32	Hand Brake
	8/91-12/96		R			<b>53-0329Y</b>	Bdx	180,0x32	Hand Brake
	5/91-96		R		<b>18-0164</b>	<b>18-0164K</b>		Ø 180,0	+ABS
	-91		R		<b>51-0002</b>		Bdx	Ø 19,05 165,0x30	RAD
	92-		R		<b>51-0006</b>		Bdx	Ø 19,05 180,0x30	CRCI, RAD
	1.4 GTi Eng.KFZ(TU3FJ2) (69-74kW)	8/91-12/96		F		<b>22-0037-1</b>		Bdx	Th 18,0
8/91-12/96			F		<b>22-0049-0</b>		Gir	Th 17,5	
91-96			F		<b>23-0238</b>			Ø 247,0 Th 20,5-18,5	Vent.
91-96			F			<b>53-0320Y</b>		Ø 247,0 Th 20,5-18,5	Vent.
8/91-12/96			R		<b>53-0320</b>	<b>53-0320K</b>	Bdx	180,0x32	Hand Brake
8/91-12/96			R			<b>53-0329Y</b>	Bdx	180,0x32	Hand Brake
5/91-96			R		<b>18-0164</b>	<b>18-0164K</b>		Ø 180,0	+ABS
-91			R		<b>51-0002</b>		Bdx	Ø 19,05 165,0x30	RAD
92-			R		<b>51-0006</b>		Bdx	Ø 19,05 180,0x30	CRCI, RAD
1.5 D Eng.VJY/VJZ(TUD5) (40-43kW)		8/94-12/97		F		<b>22-0037-1</b>		Bdx	Th 18,0
	94-97		F		<b>23-0334</b>		Bdx	Ø 247,0 Th 10,0-9,0	
	94-97		R		<b>18-0160</b>	<b>18-0160K</b>		Ø 165,0	-ABS
	94-97		R		<b>18-0164</b>	<b>18-0164K</b>		Ø 180,0	+ABS
	94-97		R		<b>51-0001</b>		Bdx	Ø 19,05 165,0x30	CRCI, RAD
	<b>Berlingo I (MF) 7/96-5/08</b>								
1.1, i Eng.TU1M/ K, MZ, JP (41-44kW)	-00		F		<b>22-0217-0</b>		Gir	Th 19,0	
	00-		F		<b>22-0217-1</b>		Gir	Th 19,0	
	96-		F		<b>23-0401</b>			Ø 265,5 Th 13,0-11,0	Ch -09428
	-3/08		F		<b>23-0555</b>			Ø 266,0 Th 22,0-20,0	Ch 091287/ 09429-, Vent.
	7/96-		F		<b>23-0191</b>			Ø 265,8 Th 20,5-18,4	Ch -09127, Vent.
	1/96-		R		<b>53-0023</b>		Luc	228,6x42	Hand Brake
	7/96-		R		<b>18-0233</b>			Ø 228,5	
	96-		R		<b>51-0140</b>		Luc	Ø 22,00 228,6x42	LUC
1.4 (53kW)	11/02-10/05		R		<b>53-0023</b>		Luc	228,6x42	Hand Brake
1.4 (54kW)	5/05-		R		<b>53-0023</b>		Luc	228,6x42	Hand Brake
1.4 Bivalent (48kW)	11/02-		F		<b>22-0327-0</b>		Bosch	Th 19,0	
	02-		F		<b>23-0555</b>			Ø 266,0 Th 22,0-20,0	Vent., +ABS, -ESP
	02-		F		<b>23-0566</b>			Ø 283,0 Th 26,0-24,0	Vent., +ABS, +ESP
	02-		R		<b>23-0567</b>			Ø 246,7 Th 9,0-7,0	+ABS, +ESP
	11/02-		R		<b>53-0023</b>		Luc	228,6x42	Hand Brake
	02-		R		<b>18-0233</b>			Ø 228,5	+ABS, -ESP
	02-		R		<b>51-0140</b>		Luc	Ø 22,00 228,6x42	LUC
1.4 i, Bivalent Eng.KFX(TU3JP) (55kW)	-00		F		<b>22-0217-0</b>		Gir	Th 19,0	
	00-		F		<b>22-0217-1</b>		Gir	Th 19,0	
	96-		F		<b>23-0401</b>			Ø 265,5 Th 13,0-11,0	Ch -09428
	7/96-		F		<b>23-0191</b>			Ø 265,8 Th 20,5-18,4	Ch -09127, Vent.
	7/96-		F		<b>23-0555</b>			Ø 266,0 Th 22,0-20,0	Ch 09128/09429-, Vent.
	7/96-		R		<b>53-0023</b>		Luc	228,6x42	Hand Brake
	7/96-		R		<b>18-0233</b>			Ø 228,5	
	96-		R		<b>51-0140</b>		Luc	Ø 22,00 228,6x42	LUC
1.6 16v Eng.NFU(TU5JP4) (80kW)	-02		F		<b>22-0217-1</b>		Gir	Th 19,0	
	02-		F		<b>22-0322-1</b>		Bosch	Th 19,0	+ESP
	02-		F		<b>22-0327-0</b>		Bosch	Th 19,0	-ESP
	10/00-		R		<b>22-0100-1</b>		Gir	Th 17,0	+ESP
			F		<b>23-0555</b>			Ø 266,0 Th 22,0-20,0	Ch 09128-, Vent., -ESP
	00-		F		<b>23-0191</b>			Ø 265,8 Th 20,5-18,4	Ch -09127, Vent.
	3/08-		F		<b>23-0566</b>			Ø 283,0 Th 26,0-24,0	Ch 09128-, Vent., +ESP
	10/00-3/08		R		<b>23-0567</b>			Ø 246,7 Th 9,0-7,0	+ESP
	00-		R		<b>18-0233</b>			Ø 228,5	
	00-		R		<b>51-0140</b>		Luc	Ø 22,00 228,6x42	LUC
1.6 HDi Eng.DV6ATED4 (66kW)	7/05-		F		<b>22-0322-1</b>		Bosch	Th 19,0	+ESP
	7/05-		F		<b>22-0327-0</b>		Bosch	Th 19,0	-ESP






























































		Spare Parts	F/R	L/R	METELLI ref.	METELLI ref. w/KIT		DIMENSIONS mm.	NOTE	
1.6 HDi Eng.DV6ATED4 (66kW)	7/05-		R		<b>22-0100-1</b>		Gir	Th 17,0	+ESP	
	05-		F		<b>23-0555</b>			Ø 266,0 Th 22,0-20,0	Vent., +ABS, -ESP	
	05-		F		<b>23-0566</b>			Ø 283,0 Th 26,0-24,0	Vent., +ABS, +ESP	
	05-		R		<b>23-0567</b>			Ø 246,7 Th 9,0-7,0	+ABS, +ESP	
	7/05-		R		<b>53-0023</b>		Luc	228,6x42	Hand Brake	
	05-		R		<b>18-0233</b>			Ø 228,5	+ABS, -ESP	
1.6 HDi Eng.DV6B (55kW)	7/05-		F		<b>22-0322-1</b>		Bosch	Th 19,0	+ESP	
	7/05-		F		<b>22-0327-0</b>		Bosch	Th 19,0	-ESP	
	7/05-		R		<b>22-0100-1</b>		Gir	Th 17,0	+ESP	
	05-		F		<b>23-0555</b>			Ø 266,0 Th 22,0-20,0	Vent., +ABS, -ESP	
	05-		F		<b>23-0566</b>			Ø 283,0 Th 26,0-24,0	Vent., +ABS, +ESP	
	05-		R		<b>23-0567</b>			Ø 246,7 Th 9,0-7,0	+ABS, +ESP	
	7/05-		R		<b>53-0023</b>		Luc	228,6x42	Hand Brake	
	05-		R		<b>18-0233</b>			Ø 228,5	+ABS, -ESP	
1.6 HDi Eng.DV6TED4 (80kW)	8/05-		F		<b>22-0322-1</b>		Bosch	Th 19,0	+ESP	
	8/05-		F		<b>22-0327-0</b>		Bosch	Th 19,0	-ESP	
	8/05-		R		<b>22-0100-1</b>		Gir	Th 17,0	+ESP	
	05-		F		<b>23-0555</b>			Ø 266,0 Th 22,0-20,0	Vent., +ABS, -ESP	
	05-		F		<b>23-0566</b>			Ø 283,0 Th 26,0-24,0	Vent., +ABS, +ESP	
	05-		R		<b>23-0567</b>			Ø 246,7 Th 9,0-7,0	+ABS, +ESP	
	8/05-		R		<b>53-0023</b>		Luc	228,6x42	Hand Brake	
	1.8 D Eng.A9A(XUD7) (43kW)	-00		F		<b>22-0217-0</b>		Gir	Th 19,0	
00-02			F		<b>22-0217-1</b>		Gir	Th 19,0		
02-			F		<b>22-0327-0</b>		Bosch	Th 19,0		
			F		<b>23-0555</b>			Ø 266,0 Th 22,0-20,0	Ch 09128-, Vent.	
98-			F		<b>23-0191</b>			Ø 265,8 Th 20,5-18,4	Ch -09127, Vent.	
7/98-			R		<b>53-0023</b>		Luc	228,6x42	Hand Brake	
7/98-			R		<b>18-0233</b>			Ø 228,5		
98-			R		<b>51-0140</b>		Luc	Ø 22,00 228,6x42	LUC	
1.8i Eng.LFX(XU7JB) (66kW)		-00		F		<b>22-0217-0</b>		Gir	Th 19,0	
		00-		F		<b>22-0217-1</b>		Gir	Th 19,0	
			F		<b>23-0555</b>			Ø 266,0 Th 22,0-20,0	Ch 09128-, Vent.	
	97-		F		<b>23-0191</b>			Ø 265,8 Th 20,5-18,4	Ch -09127, Vent.	
	97-		R		<b>18-0233</b>			Ø 228,5		
	97-		R		<b>51-0140</b>		Luc	Ø 22,00 228,6x42	LUC	
1.9 D Eng.DJY(XUD9A) (50kW)	-00		F		<b>22-0217-0</b>		Gir	Th 19,0		
	00-02		F		<b>22-0217-1</b>		Gir	Th 19,0		
	02-		F		<b>22-0327-0</b>		Bosch	Th 19,0		
			F		<b>23-0555</b>			Ø 266,0 Th 22,0-20,0	Ch 09128-, Vent.	
	96-		F		<b>23-0191</b>			Ø 265,8 Th 20,5-18,4	Ch -09127, Vent.	
	7/96-		R		<b>53-0023</b>		Luc	228,6x42	Hand Brake	
	7/96-		R		<b>18-0233</b>			Ø 228,5		
	96-		R		<b>51-0140</b>		Luc	Ø 22,00 228,6x42	LUC	
	1.9 D, 4WD Eng.WJY(DW8B)/ WJZ(DW8) (51kW)	-00		F		<b>22-0217-0</b>		Gir	Th 19,0	
		00-02		F		<b>22-0217-1</b>		Gir	Th 19,0	
02-			F		<b>22-0327-0</b>		Bosch	Th 19,0		
			F		<b>23-0555</b>			Ø 266,0 Th 22,0-20,0	Ch 09128-, Vent.	
98-			F		<b>23-0191</b>			Ø 265,8 Th 20,5-18,4	Ch -09127, Vent.	
7/98-			R		<b>53-0023</b>		Luc	228,6x42	Hand Brake	
98-			R		<b>18-0233</b>			Ø 228,5		
98-			R		<b>51-0140</b>		Luc	Ø 22,00 228,6x42	LUC	
2.0 HDi Eng.RHY(DW10TD) (66kW)		-02		F		<b>22-0217-1</b>		Gir	Th 19,0	
		02-		F		<b>22-0322-1</b>		Bosch	Th 19,0	+ESP
	02-		F		<b>22-0327-0</b>		Bosch	Th 19,0	-ESP	
	12/99-		R		<b>22-0100-1</b>		Gir	Th 17,0	+ESP	
			F		<b>23-0555</b>			Ø 266,0 Th 22,0-20,0	Ch 09128-, Vent., -ESP	
	12/99-		F		<b>23-0191</b>			Ø 265,8 Th 20,5-18,4	Ch -09127, Vent.	
	3/08-		F		<b>23-0566</b>			Ø 283,0 Th 26,0-24,0	Ch 09128-, Vent., +ESP	
	12/99-3/08		R		<b>23-0567</b>			Ø 246,7 Th 9,0-7,0	+ESP	
	12/99-		R		<b>18-0233</b>			Ø 228,5		
	12/99-		R		<b>51-0140</b>		Luc	Ø 22,00 228,6x42	LUC	
electrique (16kW)	-02		F		<b>22-0217-1</b>		Gir	Th 19,0		
	02-		F		<b>22-0327-0</b>		Bosch	Th 19,0		
	00-		F		<b>23-0401</b>			Ø 265,5 Th 13,0-11,0		
	00-		R		<b>18-0233</b>			Ø 228,5		




				Spare Parts	F/R	L/R	METELLI ref.	METELLI ref. w/KIT		DIMENSIONS mm.	NOTE
<b>Berlingo II 6/08-</b>											
1.6 16v Eng.NFR(TU5JP) (66kW)	08-		F	22-0800-0			Ate	Th 18,5			
	08-		R	22-0816-0			Gir	Th 16,5			
	6/08-		F	23-0566				Ø 283,0 Th 26,0-24,0	Vent.		
1.6 16v Eng.NFU(TU5JP4) (80kW)	08-		F	22-0800-0			Ate	Th 18,5			
	08-		R	22-0816-0			Gir	Th 16,5			
	6/08-		F	23-0566				Ø 283,0 Th 26,0-24,0	Vent.		
1.6 HDI Eng.DV6ATED4 (66kW)	08-		F	22-0800-0			Ate	Th 18,5			
	08-		R	22-0816-0			Gir	Th 16,5			
	6/08-		F	23-0566				Ø 283,0 Th 26,0-24,0	Vent.		
1.6 HDI Eng.DV6B (55kW)	08-		F	22-0800-0			Ate	Th 18,5			
	08-		R	22-0816-0			Gir	Th 16,5			
	6/08-		F	23-0566				Ø 283,0 Th 26,0-24,0	Vent.		
1.6 HDI Eng.DV6TED4 (80kW)	08-		F	22-0800-0			Ate	Th 18,5			
	08-		R	22-0816-0			Gir	Th 16,5			
	6/08-		F	23-0566				Ø 283,0 Th 26,0-24,0	Vent.		
<b>Bx (XB) 10/82-12/94</b>											
1.1 Eng.A-XY 6C (42kW)	10/86-6/92		F	22-0036-0			Bdx	Th 18,0			
	10/86-6/92		R	22-0284-0			Citr	Th 17,0			
	86-92		F	23-0097				Ø 266,0 Th 10,0-9,0			
	86-92		R	23-0113				Ø 224,0 Th 7,0-4,0			
1.1 Eng.HDZ(TU1M) (40kW)	10/88-6/92		F	22-0036-0			Bdx	Th 18,0			
	10/88-6/92		R	22-0284-0			Citr	Th 17,0			
	88-92		F	23-0097				Ø 266,0 Th 10,0-9,0			
	88-92		R	23-0113				Ø 224,0 Th 7,0-4,0			
1.4 Break Eng.150B/ D,Y (44-59kW)	1/82-		F	22-0036-0			Bdx	Th 18,0			
	1/82-		R	22-0284-0			Citr	Th 17,0			
1.4 E Eng.150A (45kW)	10/82-6/88		F	22-0036-0			Bdx	Th 18,0			
	10/82-6/88		R	22-0284-0			Citr	Th 17,0			
	9/82-88		F	23-0097				Ø 266,0 Th 10,0-9,0			
	9/82-88		R	23-0113				Ø 224,0 Th 7,0-4,0			
1.4 E Eng.150F (49kW)	9/85-2/93		F	22-0036-0			Bdx	Th 18,0			
	9/85-2/93		R	22-0284-0			Citr	Th 17,0			
	85-93		F	23-0097				Ø 266,0 Th 10,0-9,0			
	85-93		R	23-0113				Ø 224,0 Th 7,0-4,0			
1.4 E, Break Eng.150C (52-53kW)	4/83-2/93		F	22-0036-0			Bdx	Th 18,0			
	4/83-2/93		R	22-0284-0			Citr	Th 17,0			
	83-93		F	23-0097				Ø 266,0 Th 10,0-9,0			
	83-93		R	23-0113				Ø 224,0 Th 7,0-4,0			
1.4, Break Eng.K1H(TU3A) (47kW)	1/89-12/89		F	22-0036-0			Bdx	Th 18,0			
	1/89-12/89		R	22-0284-0			Citr	Th 17,0			
	1/89-12/89		F	23-0097				Ø 266,0 Th 10,0-9,0			
	1/89-12/89		R	23-0113				Ø 224,0 Th 7,0-4,0			
1.4, Break Eng.KDY(TU3M)/ KDZ(TU3M-Z) (55kW)	1/89-2/93		F	22-0036-0			Bdx	Th 18,0			
	1/89-2/93		R	22-0284-0			Citr	Th 17,0			
	89-93		F	23-0097				Ø 266,0 Th 10,0-9,0			
	89-93		R	23-0113				Ø 224,0 Th 7,0-4,0			
1.6 Eng.B1A(XU51C-K) (58kW)	9/87-2/93		F	22-0036-0			Bdx	Th 18,0			
	9/87-2/93		R	22-0284-0			Citr	Th 17,0			
1.6 Eng.XU52C (68kW)	10/82-12/92		F	22-0036-0			Bdx	Th 18,0			
	10/82-12/92		R	22-0284-0			Citr	Th 17,0			
	9/82-92		F	23-0097				Ø 266,0 Th 10,0-9,0			
	9/82-92		R	23-0113				Ø 224,0 Th 7,0-4,0			
1.6 E, Break Eng.BDY(XU5M)/ BDZ (65kW)	5/89-2/93		F	22-0036-0			Bdx	Th 18,0			
	5/89-2/93		R	22-0284-0			Citr	Th 17,0			
	89-93		F	23-0097				Ø 266,0 Th 10,0-9,0			
	89-93		R	23-0113				Ø 224,0 Th 7,0-4,0			
1.6, Break Eng.171A/ B/ C (66kW)	10/82-12/94		F	22-0036-0			Bdx	Th 18,0			
	10/82-12/94		R	22-0284-0			Citr	Th 17,0			
	9/82-94		F	23-0097				Ø 266,0 Th 10,0-9,0			
	9/82-94		R	23-0113				Ø 224,0 Th 7,0-4,0			
1.6, Break Eng.171D (64kW)	7/85-12/94		F	22-0036-0			Bdx	Th 18,0			
	7/85-12/94		R	22-0284-0			Citr	Th 17,0			
	85-94		F	23-0097				Ø 266,0 Th 10,0-9,0			
	85-94		R	23-0113				Ø 224,0 Th 7,0-4,0			
1.6, Break Eng.180Z (76kW)	3/86-12/94		F	22-0036-0			Bdx	Th 18,0			
	3/86-12/94		R	22-0284-0			Citr	Th 17,0			



















		Spare Parts	F/R	L/R	METELLI ref.	METELLI ref. w/KIT		DIMENSIONS mm.	NOTE
1.6, Break Eng.180Z (76kW)	86-94		F		23-0097			Ø 266,0 Th 10,0-9,0	
	86-94		R		23-0113			Ø 224,0 Th 7,0-4,0	
1.6, Break Eng.B1E(XU51C) (53-59kW)	9/87-12/94		F		22-0036-0		Bdx	Th 18,0	
	9/87-12/94		R		22-0284-0		Citr	Th 17,0	
	87-94		F		23-0097			Ø 266,0 Th 10,0-9,0	
	87-94		R		23-0113			Ø 224,0 Th 7,0-4,0	
1.6, Break Eng.BAY/BAZ(XU5CP) (55kW)	9/88-12/94		F		22-0036-0		Bdx	Th 18,0	
	9/88-12/94		R		22-0284-0		Citr	Th 17,0	
	88-94		F		23-0097			Ø 266,0 Th 10,0-9,0	
	88-94		R		23-0113			Ø 224,0 Th 7,0-4,0	
1.8 D Eng.161A(XUD7) (44kW)	10/85-9/93		F		22-0036-0		Bdx	Th 18,0	
	10/85-9/93		R		22-0284-0		Citr	Th 17,0	
	85-93		F		23-0097			Ø 266,0 Th 10,0-9,0	
	85-93		R		23-0113			Ø 224,0 Th 7,0-4,0	
1.8 TR D T., Break Eng.AJZ(XUD7TE)/ A8A(XUD7TE) (66kW)	3/88-12/94		F		22-0036-0		Bdx	Th 18,0	
	3/88-12/94		R		22-0284-0		Citr	Th 17,0	
	88-94		F		23-0097			Ø 266,0 Th 10,0-9,0	
	88-94		R		23-0113			Ø 224,0 Th 7,0-4,0	
1.9 Eng.159A (75kW)	7/86-5/89		F		22-0036-0		Bdx	Th 18,0	
	7/86-5/89		R		22-0284-0		Citr	Th 17,0	
	86-89		F		23-0097			Ø 266,0 Th 10,0-9,0	
	86-89		R		23-0113			Ø 224,0 Th 7,0-4,0	
1.9 D, Break Eng.D9A(XUD9)/ 162(XUD9) (47kW)	9/83-12/87		F		22-0036-0		Bdx	Th 18,0	
	9/83-12/87		R		22-0284-0		Citr	Th 17,0	
	8/83-87		F		23-0097			Ø 266,0 Th 10,0-9,0	
	8/83-87		R		23-0113			Ø 224,0 Th 7,0-4,0	
1.9 D, Break Eng.D9B(XUD9A-U) (51kW)	3/87-12/94		F		22-0036-0		Bdx	Th 18,0	
	3/87-12/94		R		22-0284-0		Citr	Th 17,0	
	87-94		F		23-0097			Ø 266,0 Th 10,0-9,0	
	87-94		R		23-0113			Ø 224,0 Th 7,0-4,0	
1.9 E, 4WD, Break Eng.D2F/DDZ(XU9M) (80kW)	6/88-12/94		F		22-0036-0		Bdx	Th 18,0	
	6/88-12/94		R		22-0284-0		Citr	Th 17,0	
	88-94		F		23-0097			Ø 266,0 Th 10,0-9,0	
	88-94		R		23-0113			Ø 224,0 Th 7,0-4,0	
1.9 GTi Eng.D6A(XU9J2) (90kW)	7/86-2/93		F		22-0036-0		Bdx	Th 18,0	
	7/86-2/93		R		22-0284-0		Citr	Th 17,0	
	86-93		F		23-0097			Ø 266,0 Th 10,0-9,0	
	86-93		R		23-0113			Ø 224,0 Th 7,0-4,0	
1.9 GTi 16v Eng.D6C(XU9J4) (116kW)	9/87-12/88		F		22-0036-0		Bdx	Th 18,0	
	9/87-12/88		R		22-0284-0		Citr	Th 17,0	
	7/87-88		F		23-0191			Ø 265,8 Th 20,5-18,4	Vent.
	7/87-88		R		23-0113			Ø 224,0 Th 7,0-4,0	
1.9 GTi 16v Eng.DFW(XU9J4) (108kW)	3/88-2/93		F		22-0036-0		Bdx	Th 18,0	
	3/88-2/93		R		22-0284-0		Citr	Th 17,0	
	88-93		F		23-0191			Ø 265,8 Th 20,5-18,4	Vent.
	88-93		R		23-0113			Ø 224,0 Th 7,0-4,0	
1.9 GTi, 4WD, Break Eng.DKZ(XU9JA) (88kW)	6/88-12/94		F		22-0036-0		Bdx	Th 18,0	
	6/88-12/94		R		22-0284-0		Citr	Th 17,0	
	88-94		F		23-0097			Ø 266,0 Th 10,0-9,0	
	88-94		R		23-0113			Ø 224,0 Th 7,0-4,0	
1.9 Kat Break Eng.DFZ(XU9J1) (75kW)	7/86-12/94		F		22-0036-0		Bdx	Th 18,0	
	7/86-12/94		R		22-0284-0		Citr	Th 17,0	
1.9, Break Eng.D2A(XU92C) (75-77kW)	7/86-12/94		F		22-0036-0		Bdx	Th 18,0	
	7/86-12/94		R		22-0284-0		Citr	Th 17,0	
1.9, Break Eng.D2C(XU92C) (70kW)	9/86-12/89		F		22-0036-0		Bdx	Th 18,0	
	9/86-12/89		R		22-0284-0		Citr	Th 17,0	
	86-89		F		23-0097			Ø 266,0 Th 10,0-9,0	
	86-89		R		23-0113			Ø 224,0 Th 7,0-4,0	
<b>C1 6/05-</b>									
1.0 Eng.1KR-FE (50kW)	6/05-		F		22-0637-0		Bosch	Th 17,5	
	05-		F		23-0834			Ø 247,0 Th 20,0-18,0	Vent.
	6/05-		R		53-0438		Bosch	200,0x32	+ABS, Hand Brake
	05-		R		18-0383			Ø 200,0	
1.4 HDi Eng.DV4D (40kW)	05-		R		51-0183		Bosch	Ø 17,46 200,0x32	RAI
	6/05-		F		22-0637-0		Bosch	Th 17,5	
	05-		F		23-0834			Ø 247,0 Th 20,0-18,0	Vent.
	6/05-		R		53-0438		Bosch	200,0x32	Hand Brake

		Spare Parts	F/R	L/R	METELLI ref.	METELLI ref. w/KIT		DIMENSIONS mm.	NOTE
1.4 HDi Eng.DV4D (40kW)	05-		R		18-0383			Ø 200,0	
	05-		R		51-0183		Bosch	Ø 17,46 200,0x32	RAI
<b>C2 9/03-</b>									
1.1 Eng.HFX(TU1JP) (44kW)	9/03-		F		22-0328-0		Gir	Th 19,0	
	9/03-		F		23-0401			Ø 265,5 Th 13,0-11,0	
	9/03-		R		53-0085		Bosch	203,2x39	+ABS, Hand Brake
	9/03-		R		53-0025		Luc	203,2x39	+/-ABS, Hand Brake
	9/03-		R		18-0363	18-0363K		Ø 203,0	
	03-		R		51-0190		Bosch	Ø 20,64 203,2x39	RAI, +ABS
	03-		R		51-0164		Luc	Ø 19,05 203,0x38	CRCl, LUC, -ABS
1.4 Eng.KFV(TU3JP) (54kW)	03-		R		51-0165		Luc	Ø 20,64 203,0x38	LUC, +ABS
	9/03-		F		22-0328-0		Gir	Th 19,0	
	9/03-		F		23-0401			Ø 265,5 Th 13,0-11,0	
	9/03-		R		23-0567			Ø 246,7 Th 9,0-7,0	
	9/03-		R		53-0085		Bosch	203,2x39	+ABS, Hand Brake
	9/03-		R		53-0025		Luc	203,2x39	+/-ABS, Hand Brake
	9/03-		R		18-0363	18-0363K		Ø 203,0	
1.4 16v Eng.KFU(ET3J4) (65kW)	03-		R		51-0190		Bosch	Ø 20,64 203,2x39	RAI, +ABS
	03-		R		51-0164		Luc	Ø 19,05 203,0x38	CRCl, LUC, -ABS
	03-		R		51-0165		Luc	Ø 20,64 203,0x38	LUC, +ABS
	6/06-		F		22-0328-0		Gir	Th 19,0	
	6/06-		F		23-0555			Ø 266,0 Th 22,0-20,0	Vent.
	6/06-		R		23-0567			Ø 246,7 Th 9,0-7,0	
	06-		R		51-0190		Bosch	Ø 20,64 203,2x39	RAI, +ABS
1.4 HDi Eng.DV4TD (50kW)	06-		R		51-0164		Luc	Ø 19,05 203,0x38	CRCl, LUC, -ABS
	06-		R		51-0165		Luc	Ø 20,64 203,0x38	LUC, +ABS
	9/03-		F		22-0328-0		Gir	Th 19,0	
	9/03-		F		23-0401			Ø 265,5 Th 13,0-11,0	
	9/03-		R		23-0567			Ø 246,7 Th 9,0-7,0	
	9/03-		R		53-0085		Bosch	203,2x39	+ABS, Hand Brake
	9/03-		R		53-0025		Luc	203,2x39	+/-ABS, Hand Brake
1.6 16v Eng.NFU(TU5JP4) (80kW)	9/03-		R		18-0363	18-0363K		Ø 203,0	
	03-		R		51-0190		Bosch	Ø 20,64 203,2x39	RAI, +ABS
	03-		R		51-0164		Luc	Ø 19,05 203,0x38	CRCl, LUC, -ABS
	03-		R		51-0165		Luc	Ø 20,64 203,0x38	LUC, +ABS
	9/03-		F		22-0329-0		Gir	Th 19,0	
	9/03-		R		22-0100-1		Gir	Th 17,0	
	9/03-		F		23-0555			Ø 266,0 Th 22,0-20,0	Vent.
1.6 HDi Eng.DV6TED4 (80kW)	9/03-		R		23-0567			Ø 246,7 Th 9,0-7,0	
	9/05-		F		22-0327-0		Bosch	Th 19,0	
	9/05-		R		22-0100-1		Gir	Th 17,0	
1.6 VTS Eng.TU5JP4S (90kW)	05-		F		23-0555		Bosch	Ø 266,0 Th 22,0-20,0	Vent.
	05-		R		23-0567			Ø 246,7 Th 9,0-7,0	
	1/05-		F		22-0327-0		Bosch	Th 19,0	
	1/05-		R		22-0100-1		Gir	Th 17,0	
<b>C3 I 2/02-10/09</b>									
1.1 Eng.HFX(TU1JP) (44kW)	05-		F		23-0555			Ø 266,0 Th 22,0-20,0	Vent.
	05-		R		23-0567			Ø 246,7 Th 9,0-7,0	
	2/02-		F		22-0328-0		Gir	Th 19,0	
	2/02-		F		23-0401			Ø 265,5 Th 13,0-11,0	
	2/02-		R		53-0085		Bosch	203,2x39	+ABS, Hand Brake
	2/02-		R		53-0025		Luc	203,2x39	+/-ABS, Hand Brake
	2/02-		R		18-0363	18-0363K		Ø 203,0	
1.4 Eng.KFV(TU3JP) (54kW)	02-		R		51-0190		Bosch	Ø 20,64 203,2x39	RAI, +ABS
	02-		R		51-0164		Luc	Ø 19,05 203,0x38	CRCl, LUC, -ABS
	03-		R		51-0165		Luc	Ø 20,64 203,0x38	LUC, +ABS
	2/02-		F		22-0328-0		Gir	Th 19,0	
	2/02-		F		23-0401			Ø 265,5 Th 13,0-11,0	
	2/02-		R		53-0085		Bosch	203,2x39	+ABS, Hand Brake
	2/02-		R		53-0025		Luc	203,2x39	+/-ABS, Hand Brake
1.4 16v Eng.KFU(ET3J4) (65kW)	2/02-		R		18-0363	18-0363K		Ø 203,0	
	02-		R		51-0190		Bosch	Ø 20,64 203,2x39	RAI, +ABS
	02-		R		51-0164		Luc	Ø 19,05 203,0x38	CRCl, LUC, -ABS
	03-		R		51-0165		Luc	Ø 20,64 203,0x38	LUC, +ABS
1.4 16v Eng.KFU(ET3J4) (65kW)	12/03-		F		22-0328-0		Gir	Th 19,0	
	03-		F		23-0555			Ø 266,0 Th 22,0-20,0	Vent.
	12/03-		F		23-0555			Ø 266,0 Th 22,0-20,0	Vent.






		Spare Parts	F/R	L/R	METELLI ref.	METELLI ref. w/KIT		DIMENSIONS mm.	NOTE	
1.4 16v Eng.KFU(ET3J4) (65kW)	12/03-		R		53-0085		Bosch	203,2x39	+ABS, Hand Brake	
	12/03-		R		53-0025		Luc	203,2x39	+/-ABS, Hand Brake	
	03-		R		18-0363	18-0363K		Ø 203,0		
	03-		R		51-0190		Bosch	Ø 20,64 203,2x39	RAI, +ABS	
1.4 HDi Eng.DV4TD (50kW)	2/02-		F		22-0328-0		Gir	Th 19,0		
	2/02-		F		23-0401			Ø 265,5 Th 13,0-11,0		
	2/02-		R		53-0085		Bosch	203,2x39	+ABS, Hand Brake	
	2/02-		R		53-0025		Luc	203,2x39	+/-ABS, Hand Brake	
	2/02-		R		18-0363	18-0363K		Ø 203,0		
	02-		R		51-0190		Bosch	Ø 20,64 203,2x39	RAI, +ABS	
	02-		R		51-0164		Luc	Ø 19,05 203,0x38	CRCl, LUC, -ABS	
1.4 HDi Eng.DV4TED4 (66kW)	03-		R		51-0165		Luc	Ø 20,64 203,0x38	LUC, +ABS	
	2/02-		F		22-0329-0		Gir	Th 19,0		
	2/02-		R		22-0100-1		Gir	Th 17,0		
	2/02-		F		23-0555			Ø 266,0 Th 22,0-20,0	Vent.	
1.6 16v Eng.NFU(TU5JP4) (80kW)	2/02-		R		23-0567			Ø 246,7 Th 9,0-7,0		
	2/02-		R		53-0085		Bosch	203,2x39	+ABS, Hand Brake	
	2/02-		R		53-0025		Luc	203,2x39	+/-ABS, Hand Brake	
	02-		F		22-0322-1		Bosch	Th 19,0	A/T	
	2/02-		F		22-0329-0		Gir	Th 19,0	M/T	
	2/02-		R		22-0100-1		Gir	Th 17,0		
1.6 HDi Eng.DV6ATED4 (66kW)	2/02-		F		23-0555			Ø 266,0 Th 22,0-20,0	Vent., M/T	
	2/02-		F		23-0566			Ø 283,0 Th 26,0-24,0	Vent., A/T	
	2/02-		R		23-0567			Ø 246,7 Th 9,0-7,0		
	2/02-		R		53-0025		Luc	203,2x39	Hand Brake	
	10/05-		F		22-0329-0		Gir	Th 19,0		
	10/05-		R		22-0100-1		Gir	Th 17,0		
1.6 HDi 16v Eng.DV6TED4 (80kW)	05-		F		23-0555			Ø 266,0 Th 22,0-20,0	Vent.	
	05-		R		23-0567			Ø 246,7 Th 9,0-7,0		
	10/05-		R		53-0025		Luc	203,2x39	Hand Brake	
	9/05-		F		22-0322-1		Bosch	Th 19,0		
	9/05-		R		22-0100-1		Gir	Th 17,0		
C3 I Pluriel 5/03-10/09	05-		F		23-0566			Ø 283,0 Th 26,0-24,0	Vent., -ESP	
	05-		R		23-0567			Ø 246,7 Th 9,0-7,0		
	9/05-		R		53-0025		Luc	203,2x39	Hand Brake	
	9/05-		R		53-0025		Luc	203,2x39	Hand Brake	
1.4 Eng.KFV(TU3JP) (54kW)	5/03-		F		22-0329-0		Gir	Th 19,0		
	9/03-		F		23-0555			Ø 266,0 Th 22,0-20,0	Vent.	
	5/03-		R		53-0085		Bosch	203,2x39	+ABS, Hand Brake	
	5/03-		R		53-0025		Luc	203,2x39	+/-ABS, Hand Brake	
	03-		R		18-0363	18-0363K		Ø 203,0		
	02-		R		51-0164		Luc	Ø 19,05 203,0x38	CRCl, LUC, -ABS	
	03-		R		51-0190		Bosch	Ø 20,64 203,2x39	RAI, +ABS	
	03-		R		51-0165		Luc	Ø 20,64 203,0x38	LUC, +ABS	
	1.4 HDi Eng.DV4TD (50kW)	4/04-		F		22-0329-0		Gir	Th 19,0	
	4/04-		F		23-0401			Ø 265,5 Th 13,0-11,0		
04-		F		23-0555			Ø 266,0 Th 22,0-20,0	Vent.		
4/04-		R		53-0085		Bosch	203,2x39	Hand Brake		
04-		R		18-0363	18-0363K		Ø 203,0			
02-		R		51-0164		Luc	Ø 19,05 203,0x38	CRCl, LUC, -ABS		
04-		R		51-0190		Bosch	Ø 20,64 203,2x39	RAI, +ABS		
04-		R		51-0165		Luc	Ø 20,64 203,0x38	LUC, +ABS		
1.6 16v Eng.NFU(TU5JP4) (80kW)	5/03-		F		22-0329-0		Gir	Th 19,0		
	5/03-		R		22-0100-1		Gir	Th 17,0		
	9/03-		F		23-0555			Ø 266,0 Th 22,0-20,0	Vent.	
	9/03-		R		23-0567			Ø 246,7 Th 9,0-7,0		
	5/03-		R		53-0025		Luc	203,2x39	+/-ABS, Hand Brake	
<b>C3 Picasso 2/09-</b>										
1.4 Eng.EP3 (70kW)	09-		F		22-0327-0		Bosch	Th 19,0		
	09-		R		22-0100-1		Gir	Th 17,0		
	09-		F		23-0555		Bosch	Ø 266,0 Th 22,0-20,0	Vent.	
	09-		R		23-0567			Ø 246,7 Th 9,0-7,0		
	09-		R		23-0878			Ø 249,0 Th 9,0-7,0	(+)	
1.6 Eng.EP6 (88kW)	09-		R		22-0100-1		Gir	Th 17,0		
	09-		F		23-0566			Ø 283,0 Th 26,0-24,0	Vent.	
	09-		R		23-0878			Ø 249,0 Th 9,0-7,0	(+)	



































		Spare Parts	F/R	L/R	METELLI ref.	METELLI ref. w/KIT		DIMENSIONS mm.	NOTE
1.6 HDi Eng.DV6ATED4 (66kW)	09-	F	F		22-0327-0		Bosch	Th 19,0	
			R		22-0100-1		Gir	Th 17,0	
	09-	F	F		23-0555		Bosch	Ø 266,0 Th 22,0-20,0	Vent.
			R		23-0878			Ø 249,0 Th 9,0-7,0	(+o)
1.6 HDi Eng.DV6TED4 (80kW)	09-	F	R		22-0100-1		Gir	Th 17,0	
	09-	F	F		23-0566			Ø 283,0 Th 26,0-24,0	Vent.
	09-	F	R		23-0878			Ø 249,0 Th 9,0-7,0	(+o)
<b>C4 Grand Picasso 10/06-</b>									
1.6 16v Eng.EP6DT (110kW)	08-	F	F		22-0800-0		Ate	Th 18,5	
			R		22-0801-0		Bosch	Th 16,5	
	08-	F	F		23-0751			Ø 302,0 Th 26,0-24,0	Vent.
1.6 16v HDi Eng.DV6TED4 (80kW)	10/06-	F	F		22-0800-0		Ate	Th 18,5	
			R		22-0801-0		Bosch	Th 16,5	
	06-	F	F		23-0566			Ø 283,0 Th 26,0-24,0	Vent.
1.6 THP Eng.EP6DT (103kW)	08-	F	F		22-0800-0		Ate	Th 18,5	
			R		22-0801-0		Bosch	Th 16,5	
	08-	F	F		23-0751			Ø 302,0 Th 26,0-24,0	Vent.
1.6 VTi Eng.EP6 (88kW)	08-	F	F		22-0800-0		Ate	Th 18,5	
			R		22-0801-0		Bosch	Th 16,5	
	08-	F	F		23-0566			Ø 283,0 Th 26,0-24,0	Vent.
1.8 16v Eng.EW7A (92kW)	10/06-	F	F		22-0800-0		Ate	Th 18,5	
			R		22-0801-0		Bosch	Th 16,5	
	06-	F	F		23-0566			Ø 283,0 Th 26,0-24,0	Vent.
2.0 16v Eng.EW10A (103kW)	10/06-	F	F		22-0675-3		Ate	Th 19,0	
			R		22-0801-0		Bosch	Th 16,5	
	06-	F	F		23-0751			Ø 302,0 Th 26,0-24,0	Vent.
2.0 HDi (110kW)	09-	F	F		22-0675-3		Ate	Th 19,0	
			R		22-0801-0		Bosch	Th 16,5	
	09-	F	F		23-0751			Ø 302,0 Th 26,0-24,0	Vent.
2.0 HDi 16v Eng.RHR(DW10BTED4) (100kW)	10/06-	F	F		22-0675-3		Ate	Th 19,0	
			R		22-0801-0		Bosch	Th 16,5	
	06-	F	F		23-0751			Ø 302,0 Th 26,0-24,0	Vent.
<b>C4 Picasso 11/06-</b>									
1.6 16v HDi Eng.DV6TED4 (80kW)	11/06-	F	F		22-0800-0		Ate	Th 18,5	
			R		22-0801-0		Bosch	Th 16,5	
	06-	F	F		23-0566			Ø 283,0 Th 26,0-24,0	Vent.
1.6 THP Eng.EP6DT (103kW)	08-	F	F		22-0800-0		Ate	Th 18,5	
			R		22-0801-0		Bosch	Th 16,5	
	08-	F	F		23-0751			Ø 302,0 Th 26,0-24,0	Vent.
1.6 Vti Eng.EP6 (88kW)	08-	F	F		22-0800-0		Ate	Th 18,5	
			R		22-0801-0		Bosch	Th 16,5	
	08-	F	F		23-0566			Ø 283,0 Th 26,0-24,0	Vent.
1.8 16v Eng.EW7A (92kW)	11/06-	F	F		22-0800-0		Ate	Th 18,5	
			R		22-0801-0		Bosch	Th 16,5	
	06-	F	F		23-0566			Ø 283,0 Th 26,0-24,0	Vent.
2.0 16v Eng.EW10A (103kW)	11/06-	F	F		22-0675-3		Ate	Th 19,0	
			R		22-0801-0		Bosch	Th 16,5	
	11/06-	F	F		23-0751			Ø 302,0 Th 26,0-24,0	Vent.
2.0 HDi (110kW)	09-	F	F		22-0675-3		Ate	Th 19,0	
			R		22-0801-0		Bosch	Th 16,5	
	09-	F	F		23-0751			Ø 302,0 Th 26,0-24,0	Vent.
2.0 HDi 16v Eng.RHR(DW10BTED4) (100kW)	11/06-	F	F		22-0675-3		Ate	Th 19,0	
			R		22-0801-0		Bosch	Th 16,5	
	06-	F	F		23-0751			Ø 302,0 Th 26,0-24,0	Vent.
<b>C4, Coupe 11/04-</b>									
1.4 16v Eng.ET3J4 (65kW)	11/04-	F	F		22-0327-0		Bosch	Th 19,0	Brake Disc Diam. 266mm, -ESP
			F		22-0322-1		Bosch	Th 19,0	Brake Disc Diam. 283mm, +ESP
			R		22-0639-0		Bosch	Th 17,5	
			R		22-0100-1		Gir	Th 17,0	
	04-	F	F		23-0555			Ø 266,0 Th 22,0-20,0	Vent., -ESP
			F		23-0566			Ø 283,0 Th 26,0-24,0	Ch -10550, Vent., +ESP
			F		23-0555			Ø 266,0 Th 22,0-20,0	Ch 10551-, Vent., +ESP
			R		23-0827			Ø 249,0 Th 9,0-8,0	Eng. -1088587, (+o)
11/04-	F	R		23-0878			Ø 249,0 Th 9,0-7,0	Eng. 1088588-, (+o)	
1.6 16v Eng.EP6DT (110kW)	9/08-	F	F		22-0322-1		Bosch	Th 19,0	Brake Disc Diam. 283mm, +ESP, A/T
			R		22-0639-0		Bosch	Th 17,5	
	9/08-	F	R		22-0100-1		Gir	Th 17,0	




		Spare Parts	F/R	L/R	METELLI ref.	METELLI ref. w/KIT		DIMENSIONS mm.	NOTE		
1.6 16v Eng.EP6DT (110kW)	9/08-		F		23-0566			Ø 283,0 Th 26,0-24,0	Vent.		
1.6 16v Eng.NFU(TU5JP4) (80kW)	11/04-		F		22-0327-0		Bosch	Th 19,0	Brake Disc Diam. 266mm, -ESP		
	11/04-		F		22-0322-1		Bosch	Th 19,0	Brake Disc Diam. 283mm, +ESP, A/T		
	11/04-		R		22-0639-0		Bosch	Th 17,5			
	11/04-		R		22-0100-1		Gir	Th 17,0			
	04-		F		23-0555			Ø 266,0 Th 22,0-20,0	Vent., -ESP		
	04-		F		23-0566			Ø 283,0 Th 26,0-24,0	Ch -10550, Vent., +ESP, M/T		
	11/04-		F		23-0555			Ø 266,0 Th 22,0-20,0	Ch 10551-, Vent., +ESP, M/T		
	11/04-		F		23-0566			Ø 283,0 Th 26,0-24,0	Vent., A/T		
	04-		R		23-0827			Ø 249,0 Th 9,0-8,0	Eng. -1088587, (+o)		
	11/04-		R		23-0878			Ø 249,0 Th 9,0-7,0	Eng. 1088588-, (+o)		
1.6 16v (Exc. Coupè) Eng.NFU(TU5JP4) (80kW)	07-		F		22-0327-0		Bosch	Th 19,0	Brake Disc Diam. 266mm, -ESP		
	07-		F		22-0322-1		Bosch	Th 19,0	Brake Disc Diam. 283mm, +ESP, A/T		
	07-		R		22-0639-0		Bosch	Th 17,5			
	07-		R		22-0100-1		Gir	Th 17,0			
	07-		F		23-0555			Ø 266,0 Th 22,0-20,0	Vent., -ESP		
	07-		F		23-0555			Ø 266,0 Th 22,0-20,0	Ch 10551-, Vent., +ESP, M/T		
	07-		F		23-0566			Ø 283,0 Th 26,0-24,0	Ch -10550, Vent., +ESP, M/T		
	07-		R		23-0878			Ø 249,0 Th 9,0-7,0	Eng. 1088588-, (+o)		
	1.6 16v HDi Eng.DV6TED4 (80kW)		11/04-		F		22-0327-0		Bosch	Th 19,0	Brake Disc Diam. 266mm, -ESP
			11/04-		F		22-0322-1		Bosch	Th 19,0	Brake Disc Diam. 283mm, +ESP
11/04-		R			22-0639-0		Bosch	Th 17,5			
11/04-		R			22-0100-1		Gir	Th 17,0			
04-			F		23-0555			Ø 266,0 Th 22,0-20,0	Vent., -ESP		
04-			F		23-0566			Ø 283,0 Th 26,0-24,0	Ch -10550, Vent., +ESP		
11/04-			F		23-0555			Ø 266,0 Th 22,0-20,0	Ch 10551-, Vent., +ESP		
04-			R		23-0827			Ø 249,0 Th 9,0-8,0	Eng. -1088587, (+o)		
11/04-			R		23-0878			Ø 249,0 Th 9,0-7,0	Eng. 1088588-, (+o)		
1.6 HDi Eng.DV6ATED4 (66kW)			11/04-		F		22-0327-0		Bosch	Th 19,0	Brake Disc Diam. 266mm, -ESP
	11/04-	F			22-0322-1		Bosch	Th 19,0	Brake Disc Diam. 283mm, +ESP		
	11/04-	R			22-0639-0		Bosch	Th 17,5			
	11/04-	R			22-0100-1		Gir	Th 17,0			
	04-		F		23-0555			Ø 266,0 Th 22,0-20,0	Vent., -ESP		
	04-		F		23-0566			Ø 283,0 Th 26,0-24,0	Ch -10550, Vent., +ESP		
	11/04-		F		23-0555			Ø 266,0 Th 22,0-20,0	Ch 10551-, Vent., +ESP		
	04-		R		23-0827			Ø 249,0 Th 9,0-8,0	Eng. -1088587, (+o)		
	11/04-		R		23-0878			Ø 249,0 Th 9,0-7,0	Eng. 1088588-, (+o)		
	1.6 THP Eng.EP6DT (103kW)		08-		F		22-0322-1		Bosch	Th 19,0	Brake Disc Diam. 283mm
08-		R			22-0639-0		Bosch	Th 17,5			
08-		R			22-0100-1		Gir	Th 17,0			
08-		F			23-0566			Ø 283,0 Th 26,0-24,0	Vent.		
1.6 VTi Eng.EP6 (88kW)	9/08-		F		22-0327-0		Bosch	Th 19,0	Brake Disc Diam. 266mm, -ESP		
	9/08-		F		22-0322-1		Bosch	Th 19,0	Brake Disc Diam. 283mm, +ESP, A/T		
	9/08-		F		23-0566			Ø 283,0 Th 26,0-24,0	Vent.		
2.0 16v Eng.EW10A (103kW)	11/04-		F		22-0322-1		Bosch	Th 19,0	Brake Disc Diam. 283mm, A/T		
	11/04-		R		22-0639-0		Bosch	Th 17,5			
	11/04-		R		22-0100-1		Gir	Th 17,0			
	04-		F		23-0566			Ø 283,0 Th 26,0-24,0	Vent., +ESP		
	04-		R		23-0827			Ø 249,0 Th 9,0-8,0	Eng. -1088587, (+o)		
2.0 16v Eng.EW10J4S (130kW)	11/04-		F		22-0548-1		Ate	Th 19,0			
	11/04-		R		22-0639-0		Bosch	Th 17,5			
	11/04-		R		22-0100-1		Gir	Th 17,0			
	04-		F		23-0751			Ø 302,0 Th 26,0-24,0	Vent.		
	04-		R		23-0827			Ø 249,0 Th 9,0-8,0	Eng. -1088587, (+o)		
2.0 16v Eng.RFN(EW10J4) (100kW)	11/04-		F		22-0322-1		Bosch	Th 19,0	Brake Disc Diam. 283mm		
	11/04-		R		22-0639-0		Bosch	Th 17,5			
	11/04-		R		22-0100-1		Gir	Th 17,0			
	04-		F		23-0566			Ø 283,0 Th 26,0-24,0	Vent., +ESP		
	04-		R		23-0827			Ø 249,0 Th 9,0-8,0	Eng. -1088587, (+o)		
2.0 HDi Eng.RH01(DW10BTED4) (103kW)	11/04-		F		22-0548-1		Ate	Th 19,0			
	11/04-		R		22-0639-0		Bosch	Th 17,5			
	11/04-		R		22-0100-1		Gir	Th 17,0			
	08-		F		23-0566			Ø 283,0 Th 26,0-24,0	Vent.		

































		Spare Parts	F/R	L/R	METELLI ref.	METELLI ref. w/KIT		DIMENSIONS mm.	NOTE
2.0 HDi 16v Eng.RHR(DW10BTED4) (100kW)	11/04-	F	F		22-0548-1		Ate	Th 19,0	
	11/04-		R		22-0639-0		Bosch	Th 17,5	
	11/04-		R		22-0100-1		Gir	Th 17,0	
	04-	R	F		23-0751			Ø 302,0 Th 26,0-24,0	Vent.
	04-		R		23-0827			Ø 249,0 Th 9,0-8,0	Eng. -1088587, (+o)
	11/04-		R		23-0878			Ø 249,0 Th 9,0-7,0	Eng. 1088588-, (+o)
<b>C5 I, Break 3/01-9/04</b>									
1.8 16v Eng.6FZ(EW7J4) (85kW)	3/01-9/04	F	F		22-0330-0		Bosch	Th 17,5	
	3/01-9/04		R		22-0331-0		Bosch	Th 18,0	Only Break
	3/01-9/04		R		22-0333-0		Citr	Th 15,5	
	3/01-	R	F		23-0555			Ø 266,0 Th 22,0-20,0	Vent., Exc. Break
	3/01-		F		23-0566			Ø 283,0 Th 26,0-24,0	Vent., Only Break
	3/01-		R		23-0558			Ø 275,7 Th 14,0-12,0	
2.0 16v Eng.RFN(EW10J4) (100kW)	3/01-9/04	F	F		22-0331-0		Bosch	Th 18,0	
	3/01-9/04		R		22-0333-0		Citr	Th 15,5	
	3/01-	R	F		23-0566			Ø 283,0 Th 26,0-24,0	Vent.
	3/01-		R		23-0558			Ø 275,7 Th 14,0-12,0	
2.0 16v HPi Eng.RLZ(EW10D) (103kW)	3/01-9/04	F	F		22-0331-0		Bosch	Th 18,0	
	3/01-9/04		R		22-0333-0		Citr	Th 15,5	
	3/01-	R	F		23-0566			Ø 283,0 Th 26,0-24,0	Vent.
	3/01-		R		23-0558			Ø 275,7 Th 14,0-12,0	
2.0 HDi Eng.RHS/RHZ(DW10ATED) (80kW)	3/01-9/04	F	F		22-0331-0		Bosch	Th 18,0	
	3/01-9/04		R		22-0333-0		Citr	Th 15,5	
	3/01-	R	F		23-0566			Ø 283,0 Th 26,0-24,0	Vent.
	3/01-		R		23-0558			Ø 275,7 Th 14,0-12,0	
2.0 HDi Eng.RHY(DW10TD) (66kW)	3/01-9/04	F	F		22-0331-0		Bosch	Th 18,0	
	3/01-9/04		R		22-0333-0		Citr	Th 15,5	
	3/01-09/04	R	F		23-0566			Ø 283,0 Th 26,0-24,0	Vent.
	3/01-9/04		R		23-0558			Ø 275,7 Th 14,0-12,0	
2.2 HDi Eng.4HX(DW12ATED4) (98kW)	3/01-9/04	F	F		22-0332-0		Bosch	Th 18,0	
	3/01-9/04		R		22-0333-0		Citr	Th 15,5	
	3/01-	R	F		23-0557			Ø 287,5 Th 28,0-26,0	Vent.
	3/01-		R		23-0558			Ø 275,7 Th 14,0-12,0	
2.9 Carlsson Break (173kW)	9/03-9/04	R	F		23-0557			Ø 287,5 Th 28,0-26,0	Vent.
	9/03-9/04		R		23-0558			Ø 275,7 Th 14,0-12,0	
3.0 V6 Eng.XFX(ES9J4S) (152kW)	3/01-9/04	F	F		22-0332-0		Bosch	Th 18,0	
	3/01-9/04		R		22-0333-0		Citr	Th 15,5	
	3/01-	R	F		23-0557			Ø 287,5 Th 28,0-26,0	Vent.
	3/01-		R		23-0558			Ø 275,7 Th 14,0-12,0	
<b>C5 II, Break 9/04-3/08</b>									
1.6 16v HDi Eng.DV6TED4 (80kW)	9/04-	F	F		22-0330-0		Bosch	Th 17,5	
	9/04-		R		22-0333-0		Citr	Th 15,5	
	04-	R	F		23-0566			Ø 283,0 Th 26,0-24,0	Vent.
	04-		R		23-0558			Ø 275,7 Th 14,0-12,0	
1.8 16v Eng.6FZ(EW7J4) (85kW)	9/04-	F	F		22-0330-0		Bosch	Th 17,5	
	9/04-		R		22-0331-0		Bosch	Th 18,0	Only Break
	9/04-		R		22-0333-0		Citr	Th 15,5	
	04-	R	F		23-0555			Ø 266,0 Th 22,0-20,0	Vent., Exc. Break
	04-		F		23-0566			Ø 283,0 Th 26,0-24,0	Vent., Only Break
	04-		R		23-0558			Ø 275,7 Th 14,0-12,0	
1.8 16v Eng.EW7A (92kW)	9/05-	F	F		22-0330-0		Bosch	Th 17,5	
	9/05-		R		22-0331-0		Bosch	Th 18,0	Only Break
	9/05-		R		22-0333-0		Citr	Th 15,5	
	05-	R	F		23-0555			Ø 266,0 Th 22,0-20,0	Vent., Exc. Break
	05-		F		23-0566			Ø 283,0 Th 26,0-24,0	Vent., Only Break
	05-		R		23-0558			Ø 275,7 Th 14,0-12,0	
2.0 16v Eng.EW10A (103kW)	9/04-	F	F		22-0331-0		Bosch	Th 18,0	
	9/04-		R		22-0333-0		Citr	Th 15,5	
	04-	R	F		23-0566			Ø 283,0 Th 26,0-24,0	Vent.
	04-		R		23-0558			Ø 275,7 Th 14,0-12,0	
2.0 HDi 16v Eng.RHR(DW10BTED4) (100kW)	9/04-	F	F		22-0331-0		Bosch	Th 18,0	
	9/04-		R		22-0333-0		Citr	Th 15,5	
	9/04-		F		23-0557			Ø 287,5 Th 28,0-26,0	Vent., Only Break
	9/04-	R	F		23-0566			Ø 283,0 Th 26,0-24,0	Vent., Exc. Break
	9/04-		F		23-0558			Ø 275,7 Th 14,0-12,0	
	9/04-		R		23-0558			Ø 275,7 Th 14,0-12,0	






































		Spare Parts	F/R	L/R	METELLI ref.	METELLI ref. w/KIT		DIMENSIONS mm.	NOTE
2.2 16v HDi Biturbo Eng.DW12BTED4 (125kW)	9/06-	f	F		22-0332-0		Bosch	Th 18,0	
	9/06-		R		22-0333-0		Citr	Th 15,5	
	9/06-	⊗	F		23-0557			Ø 287,5 Th 28,0-26,0	Vent.
	9/06-		R		23-0558			Ø 275,7 Th 14,0-12,0	
2.2 HDi Eng.4HX(DW12ATED4) (98kW)	9/04-	f	F		22-0332-0		Bosch	Th 18,0	
	9/04-		R		22-0333-0		Citr	Th 15,5	
	04-	⊗	F		23-0557			Ø 287,5 Th 28,0-26,0	Vent.
	04-		R		23-0558			Ø 275,7 Th 14,0-12,0	
3.0 V6 Eng.XFX(ES9J4S) (152kW)	9/04-	f	F		22-0332-0		Bosch	Th 18,0	
	9/04-		R		22-0333-0		Citr	Th 15,5	
	04-	⊗	F		23-0557			Ø 287,5 Th 28,0-26,0	Vent.
	04-		R		23-0558			Ø 275,7 Th 14,0-12,0	
<b>C5 III, Break 4/08-</b>									
1.6 HDi Eng.DV6TED4 (80kW)	08-	f	F		22-0675-5	22-0675-5K	Ate	Th 18,5	
	08-		R		22-0337-1		Ate	Th 16,5	w/EPB
	08-		R		22-0602-0		Gir	Th 18,0	
	08-	⊗	F		23-0886			Ø 304,0 Th 28,0-26,0	Vent.
08-	R			23-0795			Ø 290,0 Th 12,0-10,0		
1.8 16v Eng.EW7A (92kW)	08-	f	F		22-0675-5	22-0675-5K	Ate	Th 18,5	
	08-		R		22-0337-1		Ate	Th 16,5	w/EPB
	08-		R		22-0602-0		Gir	Th 18,0	
	08-	⊗	F		23-0886			Ø 304,0 Th 28,0-26,0	Vent.
08-	R			23-0795			Ø 290,0 Th 12,0-10,0		
2.0 16v Eng.EW10A (103kW)	08-	f	F		22-0675-5	22-0675-5K	Ate	Th 18,5	
	08-		R		22-0337-1		Ate	Th 16,5	w/EPB
	08-		R		22-0602-0		Gir	Th 18,0	
	08-	⊗	F		23-0886			Ø 304,0 Th 28,0-26,0	Vent.
08-	R			23-0795			Ø 290,0 Th 12,0-10,0		
2.0 HDi (103kW)	09-	f	F		22-0675-5	22-0675-5K	Ate	Th 18,5	
	09-		R		22-0337-1		Ate	Th 16,5	w/EPB
	09-		R		22-0602-0		Gir	Th 18,0	
	09-	⊗	F		23-0886			Ø 304,0 Th 28,0-26,0	Vent.
2.0 HDi Eng.RHR(DW10BTED4) (100kW)	08-	f	F		22-0675-5	22-0675-5K	Ate	Th 18,5	
	08-		R		22-0337-1		Ate	Th 16,5	w/EPB
	08-		R		22-0602-0		Gir	Th 18,0	
	08-	⊗	F		23-0886			Ø 304,0 Th 28,0-26,0	Vent.
08-	R			23-0795			Ø 290,0 Th 12,0-10,0		
2.2 HDi Bi-Turbo Eng.DW12BTED4 (125kW)	08-	f	F		22-0601-0		Gir	Th 18,5	
	08-		R		22-0337-1		Ate	Th 16,5	w/EPB
	08-		R		22-0602-0		Gir	Th 18,0	
	08-	⊗	F		23-0793			Ø 330,0 Th 30,0-28,0	Vent.
08-	R			23-0795			Ø 290,0 Th 12,0-10,0		
2.7 Hdi V6 Eng.DT17BTED4 (150kW)	08-	f	F		22-0601-0		Gir	Th 18,5	
	08-		R		22-0337-1		Ate	Th 16,5	w/EPB
	08-		R		22-0602-0		Gir	Th 18,0	
	08-	⊗	F		23-0793			Ø 330,0 Th 30,0-28,0	Vent.
08-	R			23-0795			Ø 290,0 Th 12,0-10,0		
3.0 V6 24v Eng.ES9A (152kW)	08-	f	F		22-0601-0		Gir	Th 18,5	
	08-		R		22-0337-1		Ate	Th 16,5	w/EPB
	08-		R		22-0602-0		Gir	Th 18,0	
	08-	⊗	F		23-0793			Ø 330,0 Th 30,0-28,0	Vent.
08-	R			23-0795			Ø 290,0 Th 12,0-10,0		
<b>C6 9/05-</b>									
2.2 16v HDi Biturbo Eng.DW12BTED4 (125kW)	12/06-	f	F		22-0601-0		Gir	Th 18,5	
	12/06-	⊗	F		23-0793			Ø 330,0 Th 30,0-28,0	Vent.
2.7 HDi Eng.DT17TED4 (150kW)	9/05-	f	F		22-0601-0		Gir	Th 18,5	
	05-	⊗	F		23-0793			Ø 330,0 Th 30,0-28,0	Vent.
3.0 V6 Eng.ES9A (155kW)	9/05-	f	F		22-0601-0		Gir	Th 18,5	
	05-	⊗	F		23-0793			Ø 330,0 Th 30,0-28,0	Vent.
<b>C8 7/02-</b>									
2.0 16v Eng.RFJ(EW10J4) (103kW)	05-07	f	F		22-0530-0		Gir	Th 19,0	
	07-		F		22-0530-2		Gir	Th 19,0	
	05-		R		22-0100-1		Gir	Th 17,0	
	05-	⊗	F		23-0615			Ø 285,0 Th 28,0-26,0	Vent.
05-	R			23-0554			Ø 272,0 Th 12,0-11,0		
2.0 16v Eng.RFN(EW10J4) (100kW)	02-07	f	F		22-0530-0		Gir	Th 19,0	
	07-		F		22-0530-2		Gir	Th 19,0	



		Spare Parts	F/R	L/R	METELLI ref.	METELLI ref. w/KIT		DIMENSIONS mm.	NOTE
2.0 16v Eng.RFN(EW10J4) (100kW)	02-		R		22-0100-1		Gir	Th 17,0	
	02-		F		23-0615			Ø 285,0 Th 28,0-26,0	Vent.
	02-		R		23-0554			Ø 272,0 Th 12,0-11,0	
2.0 HDi Eng.RHK(DW10UTED4) (88kW)	-07		F		22-0530-0		Gir	Th 19,0	
	07-		F		22-0530-2		Gir	Th 19,0	
	6/06-		R		22-0100-1		Gir	Th 17,0	
	06-		F		23-0615			Ø 285,0 Th 28,0-26,0	Vent.
	06-		R		23-0554			Ø 272,0 Th 12,0-11,0	
	2.0 HDi Eng.RHM(DW10ATED4) (79kW)	-07		F		22-0530-0		Gir	Th 19,0
07-			F		22-0530-2		Gir	Th 19,0	
7/02-			R		22-0100-1		Gir	Th 17,0	
02-			F		23-0615			Ø 285,0 Th 28,0-26,0	Vent.
02-			R		23-0554			Ø 272,0 Th 12,0-11,0	
2.0 HDi 16v Eng.RHR(DW10BTED4) (100kW)	-07		F		22-0530-0		Gir	Th 19,0	
	07-		F		22-0530-2		Gir	Th 19,0	
	8/06-		R		22-0100-1		Gir	Th 17,0	
	8/06-		F		23-0615			Ø 285,0 Th 28,0-26,0	Vent.
	8/06-		R		23-0554			Ø 272,0 Th 12,0-11,0	
2.2 Eng.3FZ(EW12J4) (116kW)	-07		F		22-0530-0		Gir	Th 19,0	
	07-		F		22-0530-2		Gir	Th 19,0	
	7/02-		R		22-0100-1		Gir	Th 17,0	
	7/02-		F		23-0615			Ø 285,0 Th 28,0-26,0	Vent.
	7/02-		R		23-0554			Ø 272,0 Th 12,0-11,0	
2.2 HDi Eng.4HW(DW12TED4) (94kW)	-07		F		22-0530-0		Gir	Th 19,0	
	07-		F		22-0530-2		Gir	Th 19,0	
	7/02-		R		22-0100-1		Gir	Th 17,0	
	7/02-		F		23-0615			Ø 285,0 Th 28,0-26,0	Vent.
	7/02-		R		23-0554			Ø 272,0 Th 12,0-11,0	
2.2 HDi Eng.DW12BTED4 (125kW)	4/08-		F		22-0530-2		Gir	Th 19,0	
	4/08-		R		22-0100-1		Gir	Th 17,0	
	4/08-		R		23-0554			Ø 272,0 Th 12,0-11,0	
3.0 V6 Eng.XFX(ES9J4S) (150kW)	7/02-		F		22-0288-3		Bre	Th 15,5	
	7/02-		R		22-0100-1		Gir	Th 17,0	
	7/02-		R		23-0554			Ø 272,0 Th 12,0-11,0	
<b>C-Crosser 8/07-</b>									
2.2 HDi Eng.DW12M (115kW)	8/07-		F		22-0134-0		Ake	Th 16,0	
	8/07-		R		22-0400-0		Ake	Th 15,5	
	8/07-		F		23-0939			Ø 294,0 Th 24,0-22,4	Vent.
	8/07-		R		53-0268	53-0268K		190,0x32	Hand Brake
2.4 Eng.4B12 (125kW)	08-		F		22-0134-0		Ake	Th 16,0	
	08-		R		22-0400-0		Ake	Th 15,5	
	1/08-		R		53-0268	53-0268K		190,0x32	Hand Brake
<b>CX I , Break 9/74-8/85</b>									
2.0 Eng.829A5 (78kW)	6/79-8/85		F		22-0085-0		Citr	Th 15,5	
	6/79-8/85		R		22-0531-0		Citr	Th 15,5	Only Break
	6/79-8/85		R		22-0284-0		Citr	Th 17,0	
	79-		F		23-0037			Ø 259,5 Th 20,0-18,0	Vent.
	79-		R		23-0056			Ø 223,5 Th 7,0-6,3	
2.0 Eng.M20-616 (75kW)	9/74-5/79		F		22-0085-0		Citr	Th 15,5	
	9/74-5/79		R		22-0531-0		Citr	Th 15,5	Only Break
	9/74-5/79		R		22-0284-0		Citr	Th 17,0	
	7/74-		F		23-0037			Ø 259,5 Th 20,0-18,0	Vent.
	77-		R		23-0056			Ø 223,5 Th 7,0-6,3	
2.2 (Exc. Break) Eng.M22-617 (82kW)	9/74-7/76		F		22-0085-0		Citr	Th 15,5	
	9/74-7/76		R		22-0531-0		Citr	Th 15,5	Only Break
	9/74-7/76		R		22-0284-0		Citr	Th 17,0	
	7/74-		F		23-0037			Ø 259,5 Th 20,0-18,0	Vent.
2.2 D Eng.M22-621 (49kW)	10/75-2/79		F		22-0085-0		Citr	Th 15,5	
	10/75-2/79		R		22-0531-0		Citr	Th 15,5	Only Break
	10/75-2/79		R		22-0284-0		Citr	Th 17,0	
	75-		F		23-0037			Ø 259,5 Th 20,0-18,0	Vent.
	77-		R		23-0056			Ø 223,5 Th 7,0-6,3	
2.2 TRS Eng.J6TA500 (85kW)	6/81-8/85		F		22-0085-0		Citr	Th 15,5	
	6/81-8/85		R		22-0531-0		Citr	Th 15,5	Only Break
	6/81-8/85		R		22-0284-0		Citr	Th 17,0	
	81-		F		23-0037			Ø 259,5 Th 20,0-18,0	Vent.
	81-		R		23-0056			Ø 223,5 Th 7,0-6,3	










		Spare Parts	F/R	L/R	METELLI ref.	METELLI ref. w/KIT		DIMENSIONS mm.	NOTE
2.4 Eng.M23-623 (85kW)	8/76-6/80	f	F		22-0085-0		Citr	Th 15,5	
			R		22-0531-0		Citr	Th 15,5	Only Break
			R		22-0284-0		Citr	Th 17,0	
	76-	e	F		23-0037			Ø 259,5 Th 20,0-18,0	Vent.
	77-		R		23-0056			Ø 223,5 Th 7,0-6,3	
2.4 Eng.M23-639 (88kW)	5/80-5/82	f	F		22-0085-0		Citr	Th 15,5	
			R		22-0531-0		Citr	Th 15,5	Only Break
			R		22-0284-0		Citr	Th 17,0	
	80-	e	F		23-0037			Ø 259,5 Th 20,0-18,0	Vent.
	80-		R		23-0056			Ø 223,5 Th 7,0-6,3	
2.4 GTi (Exc. Break) Eng.M23-622 (94-96kW)	6/77-6/82	f	F		22-0085-0		Citr	Th 15,5	
			R		22-0531-0		Citr	Th 15,5	Only Break
			R		22-0284-0		Citr	Th 17,0	
	77-	e	F		23-0037			Ø 259,5 Th 20,0-18,0	Vent.
	77-		R		23-0056			Ø 223,5 Th 7,0-6,3	
2.5 D Eng.M25-629 (55kW)	2/78-6/82	f	F		22-0085-0		Citr	Th 15,5	
			R		22-0531-0		Citr	Th 15,5	Only Break
			R		22-0284-0		Citr	Th 17,0	
	78-	e	F		23-0037			Ø 259,5 Th 20,0-18,0	Vent.
	78-		R		23-0056			Ø 223,5 Th 7,0-6,3	
2.5 D T. Eng.CRD93LS(U25-673/M25-648) (70kW)	4/83-8/85	f	F		22-0085-0		Citr	Th 15,5	
			R		22-0531-0		Citr	Th 15,5	Only Break
			R		22-0284-0		Citr	Th 17,0	
	83-	e	F		23-0037			Ø 259,5 Th 20,0-18,0	Vent.
	83-		R		23-0056			Ø 223,5 Th 7,0-6,3	
2.5 GTi T. 2 (Exc. Break) Eng.M25-662 (122kW)	6/84-8/85	f	F		22-0085-0		Citr	Th 15,5	
			R		22-0531-0		Citr	Th 15,5	Only Break
			R		22-0284-0		Citr	Th 17,0	
	84-	e	F		23-0037			Ø 259,5 Th 20,0-18,0	Vent.
	84-		R		23-0056			Ø 223,5 Th 7,0-6,3	
2.5 TRi Eng.M25-659 (100kW)	7/83-8/85	f	F		22-0085-0		Citr	Th 15,5	
			R		22-0531-0		Citr	Th 15,5	Only Break
			R		22-0284-0		Citr	Th 17,0	
	83-	e	F		23-0037			Ø 259,5 Th 20,0-18,0	Vent.
	83-		R		23-0056			Ø 223,5 Th 7,0-6,3	
<b>CX II, Break 7/85-12/92</b>									
2.0 Eng.829A5 (78kW)	8/85-12/92	f	F		22-0085-0		Citr	Th 15,5	
			R		22-0531-0		Citr	Th 15,5	Only Break
			R		22-0284-0		Citr	Th 17,0	
	85-92	e	F		23-0037			Ø 259,5 Th 20,0-18,0	Vent.
	85-92		R		23-0056			Ø 223,5 Th 7,0-6,3	
2.2 TRS Eng.J6TA500 (83kW)	7/85-12/92	f	F		22-0085-0		Citr	Th 15,5	
			R		22-0531-0		Citr	Th 15,5	Only Break
			R		22-0284-0		Citr	Th 17,0	
	85-92	e	F		23-0037			Ø 259,5 Th 20,0-18,0	Vent.
	85-92		R		23-0056			Ø 223,5 Th 7,0-6,3	
2.2 TRS Eng.J6TA500 (85kW)	7/85-7/89	f	F		22-0085-0		Citr	Th 15,5	
			R		22-0531-0		Citr	Th 15,5	Only Break
			R		22-0284-0		Citr	Th 17,0	
	85-89	e	F		23-0037			Ø 259,5 Th 20,0-18,0	Vent.
	85-89		R		23-0056			Ø 223,5 Th 7,0-6,3	
2.5 D Eng.M25-660 (54kW)	8/85-12/92	f	F		22-0085-0		Citr	Th 15,5	
			R		22-0531-0		Citr	Th 15,5	Only Break
			R		22-0284-0		Citr	Th 17,0	
	85-92	e	F		23-0037			Ø 259,5 Th 20,0-18,0	Vent.
	85-92		R		23-0056			Ø 223,5 Th 7,0-6,3	
2.5 D T. Eng.CRD93LS(U25-673/M25-648) (70kW)	8/85-12/86	f	F		22-0085-0		Citr	Th 15,5	
			R		22-0531-0		Citr	Th 15,5	Only Break
			R		22-0284-0		Citr	Th 17,0	
	85-86	e	F		23-0037			Ø 259,5 Th 20,0-18,0	Vent.
	85-86		R		23-0056			Ø 223,5 Th 7,0-6,3	
2.5 D T. Eng.M25-669 (88kW)	1/87-12/92	f	F		22-0085-0		Citr	Th 15,5	
			R		22-0531-0		Citr	Th 15,5	Only Break
			R		22-0284-0		Citr	Th 17,0	
	87-92	e	F		23-0037			Ø 259,5 Th 20,0-18,0	Vent.
	87-92		R		23-0056			Ø 223,5 Th 7,0-6,3	


















































		Spare Parts	F/R	L/R	METELLI ref.	METELLI ref. w/KIT		DIMENSIONS mm.	NOTE
2.5 GTi Eng.M25-668 (89kW)	5/86-12/92		F		22-0085-0		Citr	Th 15,5	
	5/86-12/92		R		22-0531-0		Citr	Th 15,5	Only Break
	5/86-12/92		R		22-0284-0		Citr	Th 17,0	
	86-92		F		23-0037			Ø 259,5 Th 20,0-18,0	Vent.
	86-92		R		23-0056			Ø 223,5 Th 7,0-6,3	
2.5 GTi T. 2 Eng.M25-662 (122kW)	8/85-12/92		F		22-0085-0		Citr	Th 15,5	
	8/85-12/92		R		22-0531-0		Citr	Th 15,5	Only Break
	8/85-12/92		R		22-0284-0		Citr	Th 17,0	
	85-92		F		23-0037			Ø 259,5 Th 20,0-18,0	Vent.
	85-92		R		23-0056			Ø 223,5 Th 7,0-6,3	
2.5 GTi T. 2 Eng.M25-667 (115kW)	9/86-12/92		F		22-0085-0		Citr	Th 15,5	
	9/86-12/92		R		22-0531-0		Citr	Th 15,5	Only Break
	9/86-12/92		R		22-0284-0		Citr	Th 17,0	
	86-92		F		23-0037			Ø 259,5 Th 20,0-18,0	Vent.
	86-92		R		23-0056			Ø 223,5 Th 7,0-6,3	
2.5 TRi Eng.M25-659 (100kW)	8/85-12/92		F		22-0085-0		Citr	Th 15,5	
	8/85-12/92		R		22-0531-0		Citr	Th 15,5	Only Break
	8/85-12/92		R		22-0284-0		Citr	Th 17,0	
	85-92		F		23-0037			Ø 259,5 Th 20,0-18,0	Vent.
	85-92		R		23-0056			Ø 223,5 Th 7,0-6,3	
<b>Dyane 8/67-10/84</b>									
0.4 Eng.A79-1(AYA2) (17kW)	6/70-		F		18-0340			Ø 200,0	
0.6 Eng.M28(AM2) (22kW)	77-		F		23-0016			Ø 244,0 Th 7,0-6,3	
	6/70-7/77		F		18-0340			Ø 200,0	
0.6 Eng.M28-1(AK2) (24kW)	77-		F		23-0016			Ø 244,0 Th 7,0-6,3	
	72-7/77		F		18-0340			Ø 200,0	
<b>Evasion (22,U6) 6/94-7/02</b>									
1.8 (76kW)	2/96-12/96		R		53-0074	53-0074Y	Bdx	256,0x61	Hand Brake
1.8i Eng.LFZ(XU7JP) (74kW)	5/97-7/02		F		22-0105-0		Bdx	Th 19,0	
	97-12/02		F		23-0402		Bdx	Ø 257,0 Th 20,0-18,2	Vent.
	97-12/02		F		23-0338		Luc	Ø 281,0 Th 26,0-24,2	Vent.
	97-12/02		R		23-0337			Ø 295,0 Th 10,0-8,0	+ABS
	5/97-7/02		R		53-0074	53-0074Y	Bdx	256,0x61	Hand Brake
	97-		R		18-0017			Ø 255,0	-ABS
97-		R		51-0066		Bdx	Ø 19,05 255,0x60	RAI, -ABS	
1.9 TD Eng.DHX(XUD9TF-BTF) (66kW)	11/94-7/02		F		22-0072-3		Gir	Th 19,0	
	11/94-7/02		R		22-0178-0	22-0178-1K	Ate	Th 17,0	+ABS
	95-12/02		F		23-0338			Ø 281,0 Th 26,0-24,2	Vent.
	95-12/02		R		23-0337			Ø 295,0 Th 10,0-8,0	+ABS
	95-12/02		R			53-0331K		Ø 295,0 Th 10,0-8,0	+ABS
	11/94-7/02		R		53-0331		Ate	180,0x31	Hand Brake
	11/94-7/02		R		53-0074	53-0074Y	Bdx	256,0x61	Hand Brake
6/94-	R			18-0017			Ø 255,0	-ABS	
1.9 TD Eng.DHY(XUD9TE) (68kW)	5/97-7/02		F		22-0072-3		Gir	Th 19,0	
	5/97-7/02		R		22-0178-0	22-0178-1K	Ate	Th 17,0	+ABS
	00-12/02		F		23-0338			Ø 281,0 Th 26,0-24,2	Vent.
	00-12/02		R		23-0337			Ø 295,0 Th 10,0-8,0	+ABS
	00-12/02		R			53-0331K		Ø 295,0 Th 10,0-8,0	+ABS
	5/97-7/02		R		53-0331		Ate	180,0x31	Hand Brake
	5/97-7/02		R		53-0074	53-0074Y	Bdx	256,0x61	Hand Brake
97-	R			18-0017			Ø 255,0	-ABS	
2.0 Eng.RFU(XU10J2C) (89kW)	6/94-7/02		F		22-0072-3		Gir	Th 19,0	
	6/94-7/02		R		22-0178-0	22-0178-1K	Ate	Th 17,0	+ABS
	94-12/02		F		23-0338			Ø 281,0 Th 26,0-24,2	Vent.
	94-12/02		R		23-0337			Ø 295,0 Th 10,0-8,0	+ABS
	94-12/02		R			53-0331K		Ø 295,0 Th 10,0-8,0	+ABS
	6/94-7/02		R		53-0331		Ate	180,0x31	Hand Brake
	6/94-7/02		R		53-0074	53-0074Y	Bdx	256,0x61	Hand Brake
6/94-	R			18-0017			Ø 255,0	-ABS	
2.0 16v Eng.RFN(EW10J4) (100kW)	5/00-7/02		F		22-0072-3		Gir	Th 19,0	
	5/00-7/02		R		22-0178-0	22-0178-1K	Ate	Th 17,0	+ABS
	00-02		F		23-0402		Bdx	Ø 257,0 Th 20,0-18,2	Vent.
	00-02		F		23-0338		Luc	Ø 281,0 Th 26,0-24,2	Vent.
	00-02		R		23-0337			Ø 295,0 Th 10,0-8,0	
	00-02		R			53-0331K		Ø 295,0 Th 10,0-8,0	
	5/00-7/02		R		53-0331		Ate	180,0x31	Hand Brake
5/00-7/02	R			53-0074	53-0074Y	Bdx	256,0x61	Hand Brake	





































		Spare Parts	F/R	L/R	METELLI ref.	METELLI ref. w/KIT		DIMENSIONS mm.	NOTE
2.0 HDi Eng.RHS/RHZ(DW10ATED) (80kW)	8/99-7/02		F		22-0072-3		Gir	Th 19,0	
	8/99-7/02		R		22-0178-0	22-0178-1K	Ate	Th 17,0	+ABS
	00-12/02		F		23-0338			Ø 281,0 Th 26,0-24,2	Vent.
	00-12/02		R		23-0337			Ø 295,0 Th 10,0-8,0	+ABS
	00-12/02		R			53-0331K		Ø 295,0 Th 10,0-8,0	+ABS
	8/99-7/02		R		53-0331		Ate	180,0x31	Hand Brake
2.0 i 16v Eng.RFV(XU10J4R) (97kW)	5/98-4/00		F		22-0072-3		Gir	Th 19,0	
	5/98-4/00		R		22-0178-0	22-0178-1K	Ate	Th 17,0	+ABS
	98-00		F		23-0338			Ø 281,0 Th 26,0-24,2	Vent.
	98-00		R		23-0337			Ø 295,0 Th 10,0-8,0	+ABS
	5/98-4/00		R		53-0074	53-0074Y	Bdx	256,0x61	Hand Brake
			R						
2.0 T. Eng.RGX(XU10J2TE) (108kW)	6/94-7/02		F		22-0072-3		Gir	Th 19,0	
	6/94-7/02		R		22-0178-0	22-0178-1K	Ate	Th 17,0	+ABS
	94-12/02		F		23-0338			Ø 281,0 Th 26,0-24,2	Vent.
	94-12/02		R		23-0337			Ø 295,0 Th 10,0-8,0	
	94-12/02		R			53-0331K		Ø 295,0 Th 10,0-8,0	
	6/94-7/02		R		53-0331		Ate	180,0x31	Hand Brake
2.0 TD (68kW)	5/97-7/02		F		23-0338			Ø 281,0 Th 26,0-24,2	Vent.
	5/97-7/02		R		23-0337			Ø 295,0 Th 10,0-8,0	+ABS
	5/97-7/02		R			53-0331K		Ø 295,0 Th 10,0-8,0	+ABS
	5/97-7/02		R		53-0331		Ate	180,0x31	Hand Brake
2.1 TD 12v Eng.P8C(XUD11BTE) (80kW)	5/96-7/02		F		22-0072-3		Gir	Th 19,0	
	5/96-7/02		R		22-0178-0	22-0178-1K	Ate	Th 17,0	+ABS
	96-02		F		23-0338			Ø 281,0 Th 26,0-24,2	Vent.
	96-02		R		23-0337			Ø 295,0 Th 10,0-8,0	
	96-02		R			53-0331K		Ø 295,0 Th 10,0-8,0	
	5/96-7/02		R		53-0331		Ate	180,0x31	Hand Brake
	3/96-		R		18-0017			Ø 255,0	-ABS
96-	R			51-0066		Bdx	Ø 19,05 255,0x60	RAI, -ABS	
<b>GS, Break 9/70-7/86</b>									
1.0 Eng.G10-612 (40kW)	70-6/75		F		23-0017			Ø 270,0 Th 7,0-6,3	
	70-6/75		R		23-0036			Ø 178,0 Th 7,0-6,3	
1.0 Birotor (Exc. Break) (78kW)	73-75		F		23-0017			Ø 270,0 Th 7,0-6,3	
	73-75		R		23-0036			Ø 178,0 Th 7,0-6,3	
1.1 Eng.G11-631 (40kW)	77-80		F		23-0034			Ø 269,0 Th 9,0-8,1	
	77-80		R		23-0036			Ø 178,0 Th 7,0-6,3	
1.1 Eng.G11-631 (42kW)	77-81		F		23-0034			Ø 269,0 Th 9,0-8,1	
	77-81		R		23-0036			Ø 178,0 Th 7,0-6,3	
1.2 Eng.G12-611/ G12-612 (43kW)	73-79		F		23-0034			Ø 269,0 Th 9,0-8,1	
	73-79		R		23-0036			Ø 178,0 Th 7,0-6,3	
1.2 X 2 8 (Exc. Break) Eng.G12-619 (46kW)	75-79		F		23-0034			Ø 269,0 Th 9,0-8,1	
	75-79		R		23-0036			Ø 178,0 Th 7,0-6,3	
1.3 A Eng.G13-625/ G13-646 (48kW)	79-86		F		23-0034			Ø 269,0 Th 9,0-8,1	
	79-86		R		23-0036			Ø 178,0 Th 7,0-6,3	
<b>LN 9/76-7/79</b>									
3 CV Eng.M28(AM2) (25kW)	9/76-7/79		F		22-0015-0		Ate	Th 15,0	
	9/76-7/79		F		22-0005-0		Bdx	Th 15,0	
	9/76-7/79		R		53-0339	53-0339K	Bdx	180,0x32	Hand Brake
	9/76-7/79		R		53-0341	53-0341K	Bdx	180,0x42	Hand Brake
	9/77-7/79		R		51-0034		Bdx	Ø 22,00 180,0x30	RAD, Sys.Front Bdx
<b>LNA 11/76-10/86</b>									
0.6 Eng.R06627 (24kW)	76-79		F		23-0018			Ø 240,5 Th 10,0-9,0	
0.6 Eng.V06-630 (26kW)	11/78-7/82		F		22-0005-0		Bdx	Th 15,0	
	11/78-7/82		F		22-0025-0		Citr	Th 13,0	
	78-82		F		23-0018			Ø 240,5 Th 10,0-9,0	
	11/78-7/82		R		53-0339	53-0339K	Bdx	180,0x32	Hand Brake
	1/82-		R		18-0158	18-0158K		Ø 180,0	
	11/78-82		R		51-0035		Bdx	Ø 20,64 180,0x30	RAD, Sys.Front Citroen
11/78-82		R		51-0034		Bdx	Ø 22,00 180,0x30	RAD, Sys.Front Bdx	
0.6 Eng.V06-644 (25kW)	7/82-4/85		F		22-0005-0		Bdx	Th 15,0	
	7/82-4/85		F		22-0025-0		Citr	Th 13,0	
	82-85		F		23-0018			Ø 240,5 Th 10,0-9,0	
	7/82-4/85		R		53-0339	53-0339K	Bdx	180,0x32	Hand Brake
	1/82-		R		18-0158	18-0158K		Ø 180,0	
	82-85		R		51-0035		Bdx	Ø 20,64 180,0x30	RAD, Sys.Front Citroen
82-85		R		51-0034		Bdx	Ø 22,00 180,0x30	RAD, Sys.Front Bdx	




		Spare Parts	F/R	L/R	METELLI ref.	METELLI ref. w/KIT		DIMENSIONS mm.	NOTE
0.95 Eng.108C (33kW)	1/84-86		R		18-0158	18-0158K		Ø 180,0	
1.1 Eng.109-5E (37kW)	7/82-4/85		F		22-0005-0		Bdx	Th 15,0	
	7/82-4/85		F		22-0025-0		Citr	Th 13,0	
	82-85		F		23-0065			Ø 244,0 Th 9,0-8,1	
	7/82-4/85		R		53-0339	53-0339K	Bdx	180,0x32	Hand Brake
	7/82-85		R		18-0158	18-0158K		Ø 180,0	
	82-85		R		51-0035		Bdx	Ø 20,64 180,0x30	RAD, Sys.Front Citroen
<b>Mehari 5/68-10/87</b>									
0.6 Eng.M28-1(AK2) (19kW)	76-79		F		23-0016			Ø 244,0 Th 7,0-6,3	
0.6 Eng.M28-1(AK2)/ A06-635 (21kW)	79-87		F		23-0016			Ø 244,0 Th 7,0-6,3	
0.6 4WD Eng.A06-635 (21kW)	79-87		F		23-0016			Ø 244,0 Th 7,0-6,3	
	79-87		R		23-0036			Ø 178,0 Th 7,0-6,3	
<b>Saxo (S0,S1) 5/96-</b>									
0.95 Eng.CDY/CDZ(TU9M) (33-37kW)	-00		F		22-0037-4		Bdx	Th 18,0	+ABS, 4 Hole
	00-		F		22-0037-5		Bdx	Th 18,0	+ABS
	5/96-		F		22-0060-2		Ate	Th 17,0	3 Hole
	5/96-		F		22-0037-5		Bdx	Th 18,0	-ABS, 4 Hole
	96-		F		23-0153		Ate	Ø 238,0 Th 8,0-6,0	
	96-		F			53-0021Y	Ate	Ø 238,0 Th 8,0-6,0	
	96-		F			53-0021K	Ate	Ø 238,0 Th 8,0-6,0	
	96-		F			53-0024Y	Ate	Ø 238,0 Th 8,0-6,0	
	96-		F			53-0320Y	Ate	Ø 238,0 Th 8,0-6,0	
	5/96-		R		53-0320	53-0320K	Bdx	180,0x32	Hand Brake
	5/96-		R			53-0329Y	Bdx	180,0x32	Hand Brake
	3/96-		R		18-0164	18-0164K		Ø 180,0	-ABS
	96-		R		18-0244	18-0244K		Ø 165,0	-ABS
	96-		R		18-0246	18-0246K		Ø 203,0	+ABS
	5/96-		R		51-0001		Bdx	Ø 19,05 165,0x30	CRCI, RAD, Sys.Front ATE
	5/96-		R		51-0006		Bdx	Ø 19,05 180,0x30	CRCI, RAD, Sys.Front Bdx
1.1 Eng.HDZ(TU1M) (40kW)	-00		F		22-0037-4		Bdx	Th 18,0	+ABS, 4 Hole
	00-		F		22-0037-5		Bdx	Th 18,0	+ABS
	5/96-		F		22-0060-2		Ate	Th 17,0	3 Hole
	5/96-		F		22-0037-5		Bdx	Th 18,0	-ABS, 4 Hole
	96-		F		23-0153		Ate	Ø 238,0 Th 8,0-6,0	3 Hole
	96-		F		23-0334		Bdx	Ø 247,0 Th 10,0-9,0	3 Hole
	96-		F		23-0100		Bdx	Ø 247,0 Th 10,0-9,0	4 Hole
	96-		F			53-0021Y	Bdx	Ø 247,0 Th 10,0-9,0	4 Hole
	96-		F			53-0021K	Bdx	Ø 247,0 Th 10,0-9,0	4 Hole
	96-		F			53-0024Y	Bdx	Ø 247,0 Th 10,0-9,0	4 Hole
	96-		F			53-0320Y	Bdx	Ø 247,0 Th 10,0-9,0	4 Hole
	5/96-		R		53-0320	53-0320K	Bdx	180,0x32	Hand Brake
	5/96-		R			53-0329Y	Bdx	180,0x32	Hand Brake
	5/96-		R		53-0350		Luc	203,0x38	+ABS, Hand Brake
	3/96-		R		18-0164	18-0164K		Ø 180,0	-ABS, 4 Hole
	96-		R		18-0244	18-0244K		Ø 165,0	-ABS, 3 Hole
96-		R		18-0246	18-0246K		Ø 203,0	+ABS	
5/96-		R		51-0006		Bdx	Ø 19,05 180,0x30	CRCI, RAD	
1.1 Eng.HFX(TU1JP) (44kW)	-00		F		22-0037-4		Bdx	Th 18,0	+ABS, 4 Hole
	00-		F		22-0037-5		Bdx	Th 18,0	+ABS
	5/96-		F		22-0060-2		Ate	Th 17,0	3 Hole
	5/96-		F		22-0037-5		Bdx	Th 18,0	-ABS, 4 Hole
	96-		F		23-0153		Ate	Ø 238,0 Th 8,0-6,0	3 Hole
	96-		F		23-0334		Bdx	Ø 247,0 Th 10,0-9,0	3 Hole
	96-		F		23-0100		Bdx	Ø 247,0 Th 10,0-9,0	4 Hole
	96-		F			53-0021Y	Bdx	Ø 247,0 Th 10,0-9,0	4 Hole
	96-		F			53-0021K	Bdx	Ø 247,0 Th 10,0-9,0	4 Hole
	96-		F			53-0024Y	Bdx	Ø 247,0 Th 10,0-9,0	4 Hole
	96-		F			53-0320Y	Bdx	Ø 247,0 Th 10,0-9,0	4 Hole
	5/96-		R		53-0320	53-0320K	Bdx	180,0x32	Hand Brake
	5/96-		R			53-0329Y	Bdx	180,0x32	Hand Brake
	5/96-		R		53-0350		Luc	203,0x38	+ABS, Hand Brake
	3/96-		R		18-0164	18-0164K		Ø 180,0	-ABS, 4 Hole
	96-		R		18-0244	18-0244K		Ø 165,0	-ABS, 3 Hole
96-		R		18-0246	18-0246K		Ø 203,0	+ABS	
7/00-6/03		R		51-0136		Luc	Ø 20,64 203,0x38	LUC, +ABS	



































		Spare Parts	F/R	L/R	METELLI ref.	METELLI ref. w/KIT		DIMENSIONS mm.	NOTE		
1.4 VTS Eng.KFX/KFW(TU3JP) (55kW)		-00	F		22-0037-4		Bdx	Th 18,0	+ABS		
		00-	F		22-0037-5		Bdx	Th 18,0	+ABS		
		5/96-	F		22-0037-5		Bdx	Th 18,0	-ABS		
		96-	F		23-0100		Bdx	Ø 247,0 Th 10,0-9,0			
		96-	F			53-0021Y	Bdx	Ø 247,0 Th 10,0-9,0			
		96-	F			53-0021K	Bdx	Ø 247,0 Th 10,0-9,0			
		96-	F			53-0024Y	Bdx	Ø 247,0 Th 10,0-9,0			
		96-	F			53-0320Y	Bdx	Ø 247,0 Th 10,0-9,0			
		5/96-	R			53-0320	53-0320K	Bdx	180,0x32	Hand Brake	
		5/96-	R				53-0329Y	Bdx	180,0x32	Hand Brake	
		5/96-	R			53-0350		Luc	203,0x38	+ABS, Hand Brake	
		96-	R			18-0164	18-0164K		Ø 180,0	-ABS	
		96-	R			18-0246	18-0246K		Ø 203,0	+ABS	
		5/96-	R			51-0006		Bdx	Ø 19,05 180,0x30	CRCI, RAD	
		5/96-6/03	R			51-0136		Luc	Ø 20,64 203,0x38	LUC, +ABS	
1.5 D Eng.VJY/VJZ(TUD5) (40-42-43kW)		-00	F		22-0037-4		Bdx	Th 18,0	+ABS		
		00-	F		22-0037-5		Bdx	Th 18,0	+ABS		
		9/96-	F		22-0037-5		Bdx	Th 18,0	-ABS		
		96-	F		23-0100		Bdx	Ø 247,0 Th 10,0-9,0			
		96-	F			53-0320Y	Bdx	Ø 247,0 Th 10,0-9,0			
		9/96-	R			53-0320	53-0320K	Bdx	180,0x32	Hand Brake	
		9/96-	R				53-0329Y	Bdx	180,0x32	Hand Brake	
		9/96-	R			53-0350		Luc	203,0x38	+ABS, Hand Brake	
		96-	R			18-0164	18-0164K		Ø 180,0	-ABS	
		96-	R			18-0246	18-0246K		Ø 203,0	+ABS	
		5/96-	R			51-0006		Bdx	Ø 19,05 180,0x30	CRCI, RAD	
		5/96-7/03	R			51-0136		Luc	Ø 20,64 203,0x38	LUC, +ABS	
		1.6 VTL,VTR Eng.NFZ(TU5JP) (65kW)		5/96-	F		22-0156-1		Ate	Th 17,0	
				5/96-	R		22-0038-0		Bdx	Th 11,0	
				96-	F		23-0238			Ø 247,0 Th 20,5-18,5	Vent.
96-	R				23-0271			Ø 247,0 Th 8,0-6,0			
96-	R					53-0021Y		Ø 247,0 Th 8,0-6,0			
96-	R					53-0021K		Ø 247,0 Th 8,0-6,0			
96-	R					53-0024Y		Ø 247,0 Th 8,0-6,0			
96-	R					53-0320Y		Ø 247,0 Th 8,0-6,0			
5/96-	R					53-0320	53-0320K	Bdx	180,0x32	Hand Brake	
5/96-	R						53-0329Y	Bdx	180,0x32	Hand Brake	
5/96-	R					53-0350		Luc	203,0x38	+ABS, Hand Brake	
96-	R					18-0164	18-0164K		Ø 180,0	-ABS	
96-	R					18-0246	18-0246K		Ø 203,0	+ABS	
5/96-	R					51-0006		Bdx	Ø 19,05 180,0x30	CRCI, RAD	
5/96-4/04	R					51-0136		Luc	Ø 20,64 203,0x38	LUC, +ABS	
1.6 VTS Eng.NFT(TU5JP) (74kW)		9/00-	F		22-0156-1		Ate	Th 17,0			
		9/00-	R		22-0038-0		Bdx	Th 11,0			
		00-03	F		23-0238			Ø 247,0 Th 20,5-18,5	Vent.		
		00-03	R		23-0271			Ø 247,0 Th 8,0-6,0			
		00-03	R			53-0021Y		Ø 247,0 Th 8,0-6,0			
		00-03	R			53-0021K		Ø 247,0 Th 8,0-6,0			
		00-03	R			53-0024Y		Ø 247,0 Th 8,0-6,0			
		00-03	R			53-0320Y		Ø 247,0 Th 8,0-6,0			
		9/00-	R			53-0320	53-0320K	Bdx	180,0x32	Hand Brake	
		9/00-	R				53-0329Y	Bdx	180,0x32	Hand Brake	
		9/00-	R			53-0350		Luc	203,0x38	+ABS, Hand Brake	
		1.6 VTS Eng.NFX(TU5JP4) (87kW)		6/96-	F		22-0156-1		Ate	Th 17,0	
				6/96-	R		22-0038-0		Bdx	Th 11,0	
				96-	F		23-0238			Ø 247,0 Th 20,5-18,5	Vent.
				96-	R		23-0271			Ø 247,0 Th 8,0-6,0	
96-	R					53-0021Y		Ø 247,0 Th 8,0-6,0			
96-	R					53-0021K		Ø 247,0 Th 8,0-6,0			
96-	R					53-0024Y		Ø 247,0 Th 8,0-6,0			
96-	R					53-0320Y		Ø 247,0 Th 8,0-6,0			
6/96-	R					53-0320	53-0320K	Bdx	180,0x32	Hand Brake	
6/96-	R						53-0329Y	Bdx	180,0x32	Hand Brake	
6/96-	R					53-0350		Luc	203,0x38	+ABS, Hand Brake	
<b>Visa 9/78-3/91</b>											
0.6 Eng.V06-644 (25kW)				9/78-6/88	F		22-0005-1		Bdx	Th 14,0	
				9/78-6/88	F		22-0025-0		Citr	Th 13,0	




		Spare Parts	F/R	L/R	METELLI ref.	METELLI ref. w/KIT		DIMENSIONS mm.	NOTE
0.6 Eng.V06-644 (25kW)	78-81		F		23-0018			Ø 240,5 Th 10,0-9,0	
	82-88		F		23-0065			Ø 244,0 Th 9,0-8,1	
	9/78-6/88		R		53-0339	53-0339K	Bdx	180,0x32	Hand Brake
	80-86		R		18-0158	18-0158K		Ø 180,0	
0.6 Eng.V06-665 (24kW)	7/82-3/91		F		22-0005-1		Bdx	Th 14,0	
	7/82-3/91		F		22-0025-0		Citr	Th 13,0	
	7/82-3/91		R		53-0339	53-0339K	Bdx	180,0x32	Hand Brake
0.95 Eng.XV8-TU9 (33kW)	9/84-6/88		F		22-0005-1		Bdx	Th 14,0	
	9/84-6/88		F		22-0025-0		Citr	Th 13,0	
	9/84-6/88		R		53-0339	53-0339K	Bdx	180,0x32	Hand Brake
	84-88		R		18-0158	18-0158K		Ø 180,0	
	84-88		R		51-0034		Bdx	Ø 22,00 180,0x30	RAD
1.1 E Eng.109-5 (42kW)	9/78-3/91		F		22-0005-1		Bdx	Th 14,0	
	9/78-3/91		F		22-0025-0		Citr	Th 13,0	
	78-88		F		23-0065			Ø 244,0 Th 9,0-8,1	
	9/78-3/91		R		53-0339	53-0339K	Bdx	180,0x32	Hand Brake
1.1 E Eng.109K (35kW)	9/78-6/88		F		22-0005-1		Bdx	Th 14,0	
	9/78-6/88		F		22-0025-0		Citr	Th 13,0	
	78-88		F		23-0065			Ø 244,0 Th 9,0-8,1	
	9/78-6/88		R		53-0339	53-0339K	Bdx	180,0x32	Hand Brake
	6/81-7/82		R		18-0158	18-0158K		Ø 180,0	
1.1 E, Cabriolet Eng.109-5F (37kW)	7/82-3/91		F		22-0005-1		Bdx	Th 14,0	
	7/82-3/91		F		22-0025-0		Citr	Th 13,0	
	82-88		F		23-0065			Ø 244,0 Th 9,0-8,1	
	7/82-3/91		R		53-0339	53-0339K	Bdx	180,0x32	Hand Brake
	7/83-86		R		18-0158	18-0158K		Ø 180,0	
	82-86		R		51-0035		Bdx	Ø 20,64 180,0x30	RAD, Sys.Front Citroen
	82-86		R		51-0034		Bdx	Ø 22,00 180,0x30	RAD, Sys.Front Bdx
	82-86		R		51-0034		Bdx	Ø 22,00 180,0x30	RAD, Sys.Front Bdx
1.2 II Super X Eng.129-5 (47kW)	7/80-6/82		F		22-0005-1		Bdx	Th 14,0	
	7/80-6/82		F		22-0025-0		Citr	Th 13,0	
	80-82		F		23-0065			Ø 244,0 Th 9,0-8,1	
	5/81-7/82		R		18-0162			Ø 228,6	
	80-82		R		51-0035		Bdx	Ø 20,64 180,0x30	RAD, Sys.Front Citroen
	80-82		R		51-0034		Bdx	Ø 22,00 180,0x30	RAD, Sys.Front Bdx
1.4 Eng.150D(XY7) (44kW)	7/84-3/91		F		22-0015-3		Ate	Th 16,5	
	7/84-3/91		F		22-0015-1		Ate	Th 16,5	
	7/84-3/91		F		22-0025-0		Citr	Th 13,0	
	7/84-3/91		R		53-0339	53-0339K	Bdx	180,0x32	Hand Brake
	7/84-86		R		18-0158	18-0158K		Ø 180,0	
	84-86		R		51-0034		Bdx	Ø 22,00 180,0x30	RAD
1.4 GT (55kW)	3/82-3/87		R		53-0339	53-0339K	Bdx	180,0x32	Hand Brake
1.4 GT Eng.150B(XY8) (58kW)	3/82-3/91		F		22-0015-3		Ate	Th 16,5	
	3/82-3/91		F		22-0015-1		Ate	Th 16,5	
	3/82-3/91		F		22-0025-0		Citr	Th 13,0	
	82-88		F		23-0065			Ø 244,0 Th 9,0-8,1	
	3/82-3/91		R		53-0339	53-0339K	Bdx	180,0x32	Hand Brake
	7/82-86		R		18-0158	18-0158K		Ø 180,0	
1.6 GTI Eng.180A(XU5J) (76kW)	-6/86		F		22-0049-0		Gir	Th 17,5	
	85-88		F		23-0111			Ø 247,0 Th 20,4-18,0	Vent.
	1/85-86		R		18-0163	18-0163K		Ø 180,0	
1.6 GTI Eng.B6D(XU5J) (83kW)	6/86-3/91		F		22-0049-0		Gir	Th 17,5	
	86-91		F		23-0111			Ø 247,0 Th 20,4-18,0	Vent.
	86-91		F		23-0111			Ø 247,0 Th 20,4-18,0	Vent.
1.8 D Eng.161A(XUD7) (44kW)	4/84-3/91		F		22-0049-0		Gir	Th 17,5	
	84-88		F		23-0100		Bdx	Ø 247,0 Th 10,0-9,0	
	4/84-86		R		18-0163	18-0163K		Ø 180,0	
<b>Xantia I (X1) 3/93-1/98</b>									
1.6 i Eng.BFZ(XU5JP) (65kW)	3/93-1/98		F		22-0144-0		Bdx	Th 17,0	
	3/93-1/98		R		22-0285-0		Citr	Th 15,0	
	93-98		F		23-0191			Ø 265,8 Th 20,5-18,4	Vent.
	93-98		R		23-0319			Ø 224,0 Th 9,0-7,0	
1.8i Eng.LFX(XU7JB) (66kW)	4/97-1/98		F		22-0144-0		Bdx	Th 17,0	
	4/97-1/98		R		22-0285-0		Citr	Th 15,0	
	97-98		F		23-0191			Ø 265,8 Th 20,5-18,4	Vent.
	97-98		R		23-0319			Ø 224,0 Th 9,0-7,0	
1.8i Eng.LFZ(XU7JP) (74kW)	3/93-1/98		F		22-0144-0		Bdx	Th 17,0	
	3/93-1/98		R		22-0285-0		Citr	Th 15,0	
	93-98		F		23-0191			Ø 265,8 Th 20,5-18,4	Vent.


















































		Spare Parts	F/R	L/R	METELLI ref.	METELLI ref. w/KIT		DIMENSIONS mm.	NOTE
1.8i Eng.LFZ(XU7JP) (74kW)	93-98		R		23-0319			Ø 224,0 Th 9,0-7,0	
1.8i 16v Eng.LFY(XU7JP4) (81kW)	6/95-1/98		F		22-0144-0		Bdx	Th 17,0	
	6/95-1/98		R		22-0285-0		Citr	Th 15,0	
	95-98		F		23-0191			Ø 265,8 Th 20,5-18,4	Vent.
	95-98		R		23-0319			Ø 224,0 Th 9,0-7,0	
1.9 D Eng.D9B(XUD9A-L) (51kW)	6/94-1/98		F		22-0144-0		Bdx	Th 17,0	
	6/94-1/98		R		22-0285-0		Citr	Th 15,0	
	94-98		F		23-0191			Ø 265,8 Th 20,5-18,4	Vent.
	94-98		R		23-0319			Ø 224,0 Th 9,0-7,0	
1.9 D Eng.DJZ(XUD9Y) (50kW)	6/94-1/98		F		22-0144-0		Bdx	Th 17,0	
	6/94-1/98		R		22-0285-0		Citr	Th 15,0	
	94-98		F		23-0191			Ø 265,8 Th 20,5-18,4	Vent.
	94-98		R		23-0319			Ø 224,0 Th 9,0-7,0	
1.9 SD Eng.DHW(XUD9SD) (55kW)	2/96-1/98		F		22-0144-0		Bdx	Th 17,0	
	2/96-1/98		R		22-0285-0		Citr	Th 15,0	
	2/96-1/98		F		23-0191			Ø 265,8 Th 20,5-18,4	Vent.
	2/96-1/98		R		23-0319			Ø 224,0 Th 9,0-7,0	
1.9 TD Eng.DHX(XUD9TF-BTF)/ DHY(XUD9TE-Y) (66kW)	10/94-1/98		F		22-0144-0		Bdx	Th 17,0	
	10/94-1/98		R		22-0285-0		Citr	Th 15,0	
	94-98		F		23-0191			Ø 265,8 Th 20,5-18,4	Vent.
	94-98		R		23-0319			Ø 224,0 Th 9,0-7,0	
2.0 i 16v Eng.RFT/RFY(XU10J4Z) (110-112kW)	3/93-1/98		F		22-0144-0		Bdx	Th 17,0	
	3/93-1/98		R		22-0285-0		Citr	Th 15,0	
	1/98-		F		23-0454			Ø 283,0 Th 26,0-24,0	Vett -08000, Vent.
	93-98		F		23-0336			Ø 283,0 Th 22,0-20,0	Vent.
	93-10/98		R		23-0319			Ø 224,0 Th 9,0-7,0	
2.0 i 16v Eng.RFV(XU10J4R) (97kW)	6/95-1/98		F		22-0144-0		Bdx	Th 17,0	
	6/95-1/98		R		22-0285-0		Citr	Th 15,0	
	1/98-		F		23-0454			Ø 283,0 Th 26,0-24,0	Vett -08000, Vent.
	95-98		F		23-0336			Ø 283,0 Th 22,0-20,0	Vent.
	95-98		R		23-0319			Ø 224,0 Th 9,0-7,0	
2.0 T. Eng.RGX(XU10J2TE) (108kW)	6/95-1/98		F		22-0290-0		Bdx	Th 17,0	
	6/95-1/98		R		22-0285-0		Citr	Th 15,0	
	95-		F		23-0454			Ø 283,0 Th 26,0-24,0	Vett -08000, Vent.
	95-10/98		R		23-0319			Ø 224,0 Th 9,0-7,0	
2.0i Eng.RFX(XU10J2C) (89kW)	3/93-1/98		F		22-0144-0		Bdx	Th 17,0	
	3/93-1/98		R		22-0285-0		Citr	Th 15,0	
	93-98		F		23-0191			Ø 265,8 Th 20,5-18,4	Vent.
	93-98		R		23-0319			Ø 224,0 Th 9,0-7,0	
2.1 TD 12v Eng.P8C(XUD11BTE) (80kW)	6/95-1/98		F		22-0290-0		Bdx	Th 17,0	
	6/95-1/98		R		22-0285-0		Citr	Th 15,0	
	95-		F		23-0454			Ø 283,0 Th 26,0-24,0	Vett -08000, Vent.
	95-10/98		R		23-0319			Ø 224,0 Th 9,0-7,0	
3.0 V6 Eng.XFZ(ES9J4) (140kW)	1/97-1/98		F		22-0334-0		Bosch	Th 18,0	
	1/97-1/98		R		22-0285-0		Citr	Th 15,0	
	97-98		F		23-0557			Ø 287,5 Th 28,0-26,0	Vent.
<b>Xantia I (X1) Break 3/93-1/98</b>									
1.8i Eng.LFX(XU7JB) (66kW)	4/97-1/98		F		22-0157-0		Bdx	Th 16,0	
	4/97-1/98		R		22-0531-0		Citr	Th 15,5	
	97-98		F		23-0336			Ø 283,0 Th 22,0-20,0	Vent.
	97-98		R		23-0425			Ø 251,0 Th 12,0-11,0	
1.8i Eng.LFZ(XU7JP) (74kW)	3/93-1/98		F		22-0157-0		Bdx	Th 16,0	
	3/93-1/98		R		22-0531-0		Citr	Th 15,5	
	93-98		F		23-0336			Ø 283,0 Th 22,0-20,0	Vent.
	93-98		R		23-0425			Ø 251,0 Th 12,0-11,0	
1.8i 16v Eng.LFY(XU7JP4) (81kW)	6/95-1/98		F		22-0157-0		Bdx	Th 16,0	
	6/95-1/98		R		22-0531-0		Citr	Th 15,5	
	95-98		F		23-0336			Ø 283,0 Th 22,0-20,0	Vent.
	95-98		R		23-0425			Ø 251,0 Th 12,0-11,0	
1.9 SD Eng.DHW(XUD9SD) (55kW)	2/96-1/98		F		22-0157-0		Bdx	Th 16,0	
	2/96-1/98		R		22-0531-0		Citr	Th 15,5	
	96-98		F		23-0336			Ø 283,0 Th 22,0-20,0	Vent.
	96-98		R		23-0425			Ø 251,0 Th 12,0-11,0	
1.9 TD Eng.DHX(XUD9TF-BTF)/ DHY(XUD9TE-Y) (66kW)	10/94-1/98		F		22-0157-0		Bdx	Th 16,0	
	10/94-1/98		R		22-0531-0		Citr	Th 15,5	
	94-98		F		23-0336			Ø 283,0 Th 22,0-20,0	Vent.
	94-98		R		23-0425			Ø 251,0 Th 12,0-11,0	






























		Spare Parts	F/R	L/R	METELLI ref.	METELLI ref. w/KIT		DIMENSIONS mm.	NOTE
2.0 i 16v Eng.RFV(XU10J4R) (97kW)	6/95-1/98	F	F		22-0157-0		Bdx	Th 16,0	
	6/95-1/98		R		22-0531-0		Citr	Th 15,5	
	95-98	R	F		23-0336			Ø 283,0 Th 22,0-20,0	Vent.
	95-98		R		23-0425			Ø 251,0 Th 12,0-11,0	
2.0 T. Eng.RGX(XU10J2TE) (108kW)	6/95-1/98	F	F		22-0290-0		Bdx	Th 17,0	
	6/95-1/98		R		22-0531-0		Citr	Th 15,5	
	95-	R	F		23-0454			Ø 283,0 Th 26,0-24,0	Vett -08000, Vent.
	95-10/98		R		23-0425			Ø 251,0 Th 12,0-11,0	
2.0i Eng.RFX(XU10J2C) (89kW)	3/93-1/98	F	F		22-0157-0		Bdx	Th 16,0	
	3/93-1/98		R		22-0531-0		Citr	Th 15,5	
	93-98	R	F		23-0336			Ø 283,0 Th 22,0-20,0	Vent.
	93-98		R		23-0425			Ø 251,0 Th 12,0-11,0	
2.1 TD 12v Eng.P8C(XUD11BTE) (80kW)	6/95-1/98	F	F		22-0290-0		Bdx	Th 17,0	
	6/95-1/98		R		22-0531-0		Citr	Th 15,5	
	95-	R	F		23-0454			Ø 283,0 Th 26,0-24,0	Vett -08000, Vent.
	95-10/98		R		23-0425			Ø 251,0 Th 12,0-11,0	
<b>Xantia II (X2) 1/98-</b>									
1.8i Eng.LFX(XU7JB) (66kW)	1/98-	F	F		22-0144-0		Bdx	Th 17,0	
	1/98-		R		22-0285-0		Citr	Th 15,0	
	11/98-	R	F		23-0191			Ø 265,8 Th 20,5-18,4	Vent.
	11/98-		R		23-0319			Ø 224,0 Th 9,0-7,0	
1.8i 16v Eng.LFY(XU7JP4) (81kW)	1/98-	F	F		22-0144-0		Bdx	Th 17,0	
	1/98-		R		22-0285-0		Citr	Th 15,0	
	11/98-	R	F		23-0191			Ø 265,8 Th 20,5-18,4	Vent.
	11/98-		R		23-0319			Ø 224,0 Th 9,0-7,0	
1.9 SD Eng.DHW(XUD9SD) (55kW)	1/98-	F	F		22-0144-0		Bdx	Th 17,0	
	1/98-		R		22-0285-0		Citr	Th 15,0	
	11/98-	R	F		23-0191			Ø 265,8 Th 20,5-18,4	Vent.
	11/98-		R		23-0319			Ø 224,0 Th 9,0-7,0	
1.9 TD Eng.DHX(XUD9TF-BTF)/ DHY(XUD9TE-Y) (66kW)	1/98-	F	F		22-0144-0		Bdx	Th 17,0	
	1/98-		R		22-0285-0		Citr	Th 15,0	
	11/98-	R	F		23-0191			Ø 265,8 Th 20,5-18,4	Vent., M/T
	11/98-		R		23-0557			Ø 287,5 Th 28,0-26,0	Vent., A/T
11/98-	R		23-0319			Ø 224,0 Th 9,0-7,0			
2.0 HDi Eng.RHS/RHZ(DW10ATED) (80kW)	2/99-	F	F		22-0334-0		Bosch	Th 18,0	
	2/99-		R		22-0285-0		Citr	Th 15,0	
	99-	R	F		23-0557			Ø 287,5 Th 28,0-26,0	Vent.
	99-		R		23-0319			Ø 224,0 Th 9,0-7,0	
2.0 HDi Eng.RHY(DW10TD) (66kW)	3/99-	F	F		22-0144-0		Bdx	Th 17,0	
	3/99-		R		22-0285-0		Citr	Th 15,0	
	99-	R	F		23-0191			Ø 265,8 Th 20,5-18,4	Vent.
	99-		R		23-0319			Ø 224,0 Th 9,0-7,0	
2.0 i 16v Eng.RFV(XU10J4R) (97kW)	1/98-	F	F		22-0144-0		Bdx	Th 17,0	
	1/98-		R		22-0285-0		Citr	Th 15,0	
	1/98-9/01	R	F		23-0557			Ø 287,5 Th 28,0-26,0	Ch 8001-, Vent.
			R		23-0319			Ø 224,0 Th 9,0-7,0	
2.0 T. Eng.RGX(XU10J2TE) (108kW)	1/98-	F	F		22-0334-0		Bosch	Th 18,0	
	1/98-		R		22-0285-0		Citr	Th 15,0	
	11/98-	R	F		23-0557			Ø 287,5 Th 28,0-26,0	Ch 08001-, Vent.
	1/98-		R		23-0454			Ø 283,0 Th 26,0-24,0	Ch -08000, Vent.
1/98-9/01	R		23-0319			Ø 224,0 Th 9,0-7,0			
2.0i Eng.RFX(XU10J2C) (89kW)	1/98-	F	F		22-0144-0		Bdx	Th 17,0	
	1/98-		R		22-0285-0		Citr	Th 15,0	
	98-	R	F		23-0336			Ø 283,0 Th 22,0-20,0	Vent., A/T
	98-		R		23-0319			Ø 224,0 Th 9,0-7,0	A/T
2.1 TD 12v Eng.P8C(XUD11BTE) (80kW)	1/98-2/99	F	F		22-0334-0		Bosch	Th 18,0	
	1/98-2/99		R		22-0285-0		Citr	Th 15,0	
	-2/99	R	F		23-0557			Ø 287,5 Th 28,0-26,0	Ch 08001-, Vent.
	1/98-		R		23-0454			Ø 283,0 Th 26,0-24,0	Ch -08000, Vent.
11/98-	R		23-0319			Ø 224,0 Th 9,0-7,0			
3.0 V6 Eng.XFZ(ES9J4) (140kW)	1/98-	F	F		22-0334-0		Bosch	Th 18,0	
	1/98-		R		22-0285-0		Citr	Th 15,0	
	11/98-	R	F		23-0557			Ø 287,5 Th 28,0-26,0	Vent.
	1/98-9/01		R		23-0319			Ø 224,0 Th 9,0-7,0	
<b>Xantia II (X2) Break 1/98-</b>									
1.8i Eng.LFX(XU7JB) (66kW)	1/98-	F	F		22-0157-0		Bdx	Th 16,0	
	1/98-		R		22-0531-0		Citr	Th 15,5	























		Spare Parts	F/R	L/R	METELLI ref.	METELLI ref. w/KIT		DIMENSIONS mm.	NOTE
1.8i Eng.LFX(XU7JB) (66kW)	98-		F		23-0191			Ø 265,8 Th 20,5-18,4	Vent.
	98-		R		23-0425			Ø 251,0 Th 12,0-11,0	
1.8i 16v Eng.LFY(XU7JP4) (81kW)	1/98-		F		22-0157-0		Bdx	Th 16,0	
	1/98-		R		22-0531-0		Citr	Th 15,5	
	98-		F		23-0191			Ø 265,8 Th 20,5-18,4	Vent.
	98-		R		23-0425			Ø 251,0 Th 12,0-11,0	
1.9 SD Eng.DHW(XUD9SD) (55kW)	1/98-		F		22-0157-0		Bdx	Th 16,0	
	1/98-		R		22-0531-0		Citr	Th 15,5	
	98-		F		23-0336			Ø 283,0 Th 22,0-20,0	Vent., M/T
	98-		F		23-0557			Ø 287,5 Th 28,0-26,0	Vent., A/T
	98-		R		23-0425			Ø 251,0 Th 12,0-11,0	
1.9 TD Eng.DHX(XUD9TF-BTF)/ DHY(XUD9TE-Y) (66kW)	1/98-		F		22-0157-0		Bdx	Th 16,0	
	1/98-		R		22-0531-0		Citr	Th 15,5	
	98-		F		23-0336			Ø 283,0 Th 22,0-20,0	Vent., M/T
	98-		F		23-0557			Ø 287,5 Th 28,0-26,0	Vent., A/T
	98-		R		23-0425			Ø 251,0 Th 12,0-11,0	
2.0 HDi Eng.RHS/RHZ(DW10ATED) (80kW)	2/99-		F		22-0334-0		Bosch	Th 18,0	
	2/99-		R		22-0531-0		Citr	Th 15,5	
	99-		F		23-0557			Ø 287,5 Th 28,0-26,0	Vent.
	99-		R		23-0425			Ø 251,0 Th 12,0-11,0	
2.0 HDi Eng.RHY(DW10TD) (66kW)	3/99-		F		22-0157-0		Bdx	Th 16,0	
	3/99-		R		22-0531-0		Citr	Th 15,5	
	99-		F		23-0336			Ø 283,0 Th 22,0-20,0	Vent.
	99-		R		23-0425			Ø 251,0 Th 12,0-11,0	
2.0 i 16v Eng.RFV(XU10J4R) (97kW)	1/98-		F		22-0157-0		Bdx	Th 16,0	
	1/98-		R		22-0531-0		Citr	Th 15,5	
	98-		F		23-0454		Bosch	Ø 283,0 Th 26,0-24,0	Vent.
	98-		F		23-0336		Luc	Ø 283,0 Th 22,0-20,0	Vent.
	98-		R		23-0425			Ø 251,0 Th 12,0-11,0	
2.0 T. Eng.RGX(XU10J2TE) (108kW)	1/98-		F		22-0334-0		Bosch	Th 18,0	
	1/98-		R		22-0531-0		Citr	Th 15,5	
	98-		F		23-0557			Ø 287,5 Th 28,0-26,0	Ch 08001-, Vent.
	1/98-		F		23-0454			Ø 283,0 Th 26,0-24,0	Ch -08000, Vent.
	98-		R		23-0425			Ø 251,0 Th 12,0-11,0	
2.0i Eng.RFX(XU10J2C) (89kW)	1/98-		F		22-0157-0		Bdx	Th 16,0	
	1/98-		R		22-0531-0		Citr	Th 15,5	
	1/98-9/01		F		23-0336			Ø 283,0 Th 22,0-20,0	Vent.
	1/98-9/01		R		23-0319			Ø 224,0 Th 9,0-7,0	
2.1 TD 12v Eng.P8C(XUD11BTE) (80kW)	1/98-2/99		F		22-0334-0		Bosch	Th 18,0	
	1/98-2/99		R		22-0531-0		Citr	Th 15,5	
	98-		F		23-0557			Ø 287,5 Th 28,0-26,0	Ch 08001-, Vent.
	1/98-		F		23-0454			Ø 283,0 Th 26,0-24,0	Ch -08000, Vent.
	98-		R		23-0425			Ø 251,0 Th 12,0-11,0	
3.0 V6 Eng.XFZ(ES9J4) (140kW)	1/98-		F		22-0334-0		Bosch	Th 18,0	
	1/98-		R		22-0531-0		Citr	Th 15,5	
	98-		F		23-0557			Ø 287,5 Th 28,0-26,0	Vent.
	98-		R		23-0425			Ø 251,0 Th 12,0-11,0	
<b>XMI (Y3) 5/89-6/94</b>									
2.0 Eng.XU102C/J2/J2Z (84kW)	-91		F		22-0185-1		Bdx	Th 17,0	
	91-		F		22-0184-1		Bdx	Th 17,0	
	5/89-4/94		R		22-0285-0		Citr	Th 15,0	
	89-		F		23-0190			Ø 275,8 Th 22,0-20,0	Vett -5228, Vent.
	89-3/91		R		23-0296			Ø 223,6 Th 9,0-7,0	
2.0 i T. Eng.RGY(XU10J2TE-Z) (104kW)	9/92-6/94		F		22-0184-1		Bdx	Th 17,0	
	9/92-6/94		R		22-0285-0		Citr	Th 15,0	
	92-		F		23-0295			Ø 283,0 Th 26,0-24,0	Vent.
	92-		R		23-0296			Ø 223,6 Th 9,0-7,0	
2.0i Eng.RDZ(XU10MZ) (79kW)	-91		F		22-0185-1		Bdx	Th 17,0	
	91-		F		22-0184-1		Bdx	Th 17,0	
	5/89-4/94		R		22-0285-0		Citr	Th 15,0	
	89-		F		23-0190			Ø 275,8 Th 22,0-20,0	Vett -5228, Vent.
	89-3/91		R		23-0296			Ø 223,6 Th 9,0-7,0	
2.0i Eng.RFZ(XU10J2) (89kW)	-91		F		22-0185-1		Bdx	Th 17,0	
	91-		F		22-0184-1		Bdx	Th 17,0	
	5/89-6/94		R		22-0285-0		Citr	Th 15,0	
	89-		F		23-0190			Ø 275,8 Th 22,0-20,0	Vett -5228, Vent.
	89-3/91		R		23-0296			Ø 223,6 Th 9,0-7,0	





















































		Spare Parts	F/R	L/R	METELLI ref.	METELLI ref. w/KIT		DIMENSIONS mm.	NOTE
2.1 D 12v Eng.P9A(XUD11A) (60kW)	-91	F	F		22-0185-1		Bdx	Th 17,0	
	91-		F		22-0184-1		Bdx	Th 17,0	
	5/89-6/94		R		22-0285-0		Citr	Th 15,0	
	89-	R	F		23-0190			Ø 275,8 Th 22,0-20,0	Vett -5228, Vent.
	89-3/91		R		23-0296			Ø 223,6 Th 9,0-7,0	
2.1 TD 12v Eng.P8A/PHZ/PJZ(XUD11ATE/BTE) (80kW)	-91	F	F		22-0185-1		Bdx	Th 17,0	
	91-		F		22-0184-1		Bdx	Th 17,0	
	5/89-6/94		R		22-0285-0		Citr	Th 15,0	
	89-	R	F		23-0190			Ø 275,8 Th 22,0-20,0	Vett -5228, Vent.
	89-3/91		R		23-0296			Ø 223,6 Th 9,0-7,0	
3.0 V6 Eng.SFZ/UFZ(ZPJ-Z) (123kW)	-91	F	F		22-0185-1		Bdx	Th 17,0	
	91-		F		22-0184-1		Bdx	Th 17,0	
	5/89-6/94		R		22-0285-0		Citr	Th 15,0	
	4/91-	R	F		23-0295			Ø 283,0 Th 26,0-24,0	Vent.
	89-3/91		F		23-0190			Ø 275,8 Th 22,0-20,0	Vent.
89-	R		23-0296				Ø 223,6 Th 9,0-7,0		
3.0 V6 24v Eng.SKZ/UKZ(ZPJ4-Z) (147kW)	7/90-6/94	F	F		22-0122-2	22-0122-2K	Ate	Th 18,0	
	7/90-6/94		R		22-0285-0		Citr	Th 15,0	
	4/91-	R	F		23-0295			Ø 283,0 Th 26,0-24,0	Vent.
	90-3/91		F		23-0190			Ø 275,8 Th 22,0-20,0	Vent.
	90-		R		23-0296			Ø 223,6 Th 9,0-7,0	
<b>XM I (Y3) Break 5/89-6/94</b>									
2.0 i T. Eng.RGY(XU10J2TE-Z) (104kW)	9/92-6/94	F	F		22-0184-1		Bdx	Th 17,0	
	9/92-6/94		R		22-0531-0		Citr	Th 15,5	
	92-	R	F		23-0295			Ø 283,0 Th 26,0-24,0	Vent.
	92-		R		23-0335			Ø 251,0 Th 12,0-10,8	
2.0i Eng.RDZ(XU10MZ) (79kW)	5/89-4/94	F	F		22-0184-1		Bdx	Th 17,0	
	5/89-4/94		R		22-0531-0		Citr	Th 15,5	
	89-	R	F		23-0190			Ø 275,8 Th 22,0-20,0	Vett -5228, Vent.
	89-3/91		R		23-0296			Ø 223,6 Th 9,0-7,0	
2.0i Eng.RFZ(XU10J2) (89kW)	5/89-6/94	F	F		22-0184-1		Bdx	Th 17,0	
	5/89-6/94		R		22-0531-0		Citr	Th 15,5	
	89-	R	F		23-0190			Ø 275,8 Th 22,0-20,0	Vett -5228, Vent.
	89-3/91		R		23-0296			Ø 223,6 Th 9,0-7,0	
2.1 D 12v Eng.P9A(XUD11A) (60kW)	5/89-6/94	F	F		22-0184-1		Bdx	Th 17,0	
	5/89-6/94		R		22-0531-0		Citr	Th 15,5	
	4/91-	R	F		23-0295			Ø 283,0 Th 26,0-24,0	Vent.
	4/91-		R		23-0335			Ø 251,0 Th 12,0-10,8	
2.1 TD 12v Eng.P8A/PHZ/PJZ(XUD11ATE/BTE) (80kW)	5/89-6/94	F	F		22-0184-1		Bdx	Th 17,0	
	5/89-6/94		R		22-0531-0		Citr	Th 15,5	
	4/91-	R	F		23-0295			Ø 283,0 Th 26,0-24,0	Vent.
	4/91-		R		23-0335			Ø 251,0 Th 12,0-10,8	
3.0 V6 Eng.SFZ/UFZ(ZPJ-Z) (123kW)	5/89-6/94	F	F		22-0184-1		Bdx	Th 17,0	
	5/89-6/94		R		22-0531-0		Citr	Th 15,5	
	4/91-	R	F		23-0295			Ø 283,0 Th 26,0-24,0	Vent.
	4/91-		R		23-0335			Ø 251,0 Th 12,0-10,8	
<b>XM II (Y4) 5/94-10/00</b>									
2.0 i 16v Eng.RFV(XU10J4R) (97kW)	5/94-10/00	F	F		22-0184-1		Bdx	Th 17,0	
	5/94-10/00		R		22-0285-0		Citr	Th 15,0	
	94-	R	F		23-0295			Ø 283,0 Th 26,0-24,0	Vent.
	94-		R		23-0296			Ø 223,6 Th 9,0-7,0	
2.0 T. Eng.RGX(XU10J2TE) (108kW)	5/94-10/00	F	F		22-0184-1		Bdx	Th 17,0	
	5/94-10/00		R		22-0285-0		Citr	Th 15,0	
	94-	R	F		23-0295			Ø 283,0 Th 26,0-24,0	Vent.
	94-		R		23-0296			Ø 223,6 Th 9,0-7,0	
2.1 TD 12v Eng.P8C/PHZ/PJZ(XUD11ATE/BTE) (80kW)	5/94-10/00	F	F		22-0184-1		Bdx	Th 17,0	
	5/94-10/00		R		22-0285-0		Citr	Th 15,0	
	94-	R	F		23-0295			Ø 283,0 Th 26,0-24,0	Vent.
	94-		R		23-0296			Ø 223,6 Th 9,0-7,0	
2.5 TD Eng.THY(DK5ATE) (95kW)	-98	F	F		22-0184-1		Bdx	Th 17,0	
	98-		F		22-0334-0		Bosch	Th 18,0	
	5/94-10/00		R		22-0285-0		Citr	Th 15,0	
	94-	R	F		23-0295			Ø 283,0 Th 26,0-24,0	Ch -07475, Vent.
	94-		R		23-0296			Ø 223,6 Th 9,0-7,0	
3.0 V6 Eng.SFZ/UFZ(ZPJ-Z) (123kW)	5/94-10/00	F	F		22-0184-1		Bdx	Th 17,0	
	5/94-10/00		R		22-0285-0		Citr	Th 15,0	
	94-	R		23-0295			Ø 283,0 Th 26,0-24,0	Vent.	












































		Spare Parts	F/R	L/R	METELLI ref.	METELLI ref. w/KIT		DIMENSIONS mm.	NOTE
3.0 V6 Eng.SFZ/UFZ(ZPJ-Z) (123kW)	94-		R		23-0296			Ø 223,6 Th 9,0-7,0	
3.0 V6 Eng.XFZ(ES9J4) (140kW)	97-		F		23-0295			Ø 283,0 Th 26,0-24,0	Vent.
	97-		R		23-0296			Ø 223,6 Th 9,0-7,0	
3.0 V6 24v Eng.SKZ/UKZ(ZPJ4-Z) (147kW)	-98		F		22-0122-2	22-0122-2K	Ate	Th 18,0	
	98-		F		22-0334-0		Bosch	Th 18,0	
	5/94-10/00		R		22-0285-0		Citr	Th 15,0	
	94-		F		23-0295			Ø 283,0 Th 26,0-24,0	Vent.
	94-		R		23-0296			Ø 223,6 Th 9,0-7,0	
<b>XM II (Y4) Break 5/94-10/00</b>									
2.0 i 16v Eng.RFV(XU10J4R) (97kW)	5/94-10/00		F		22-0184-1		Bdx	Th 17,0	
	5/94-10/00		R		22-0531-0		Citr	Th 15,5	
	94-		F		23-0295			Ø 283,0 Th 26,0-24,0	Vent.
	94-		R		23-0335			Ø 251,0 Th 12,0-10,8	
2.0 T. Eng.RGX(XU10J2TE) (108kW)	5/94-10/00		F		22-0184-1		Bdx	Th 17,0	
	5/94-10/00		R		22-0531-0		Citr	Th 15,5	
	94-		F		23-0295			Ø 283,0 Th 26,0-24,0	Vent.
	94-		R		23-0335			Ø 251,0 Th 12,0-10,8	
2.1 D 12v Eng.P9A(XUD11A) (60kW)	7/94-6/96		F		22-0184-1		Bdx	Th 17,0	
	7/94-6/96		R		22-0531-0		Citr	Th 15,5	
	94-		F		23-0295			Ø 283,0 Th 26,0-24,0	Vent.
	94-		R		23-0335			Ø 251,0 Th 12,0-10,8	
2.1 TD 12v Eng.P8C/PHZ/PJZ(XUD11ATE/BTE) (80kW)	5/94-10/00		F		22-0184-1		Bdx	Th 17,0	
	5/94-10/00		R		22-0531-0		Citr	Th 15,5	
	94-		F		23-0295			Ø 283,0 Th 26,0-24,0	Vent.
	94-		R		23-0335			Ø 251,0 Th 12,0-10,8	
2.5 TD Eng.THY(DK5ATE) (95kW)	-98		F		22-0184-1		Bdx	Th 17,0	
	98-		F		22-0334-0		Bosch	Th 18,0	
	5/94-10/00		R		22-0531-0		Citr	Th 15,5	
	94-		F		23-0295			Ø 283,0 Th 26,0-24,0	Vent.
	94-		R		23-0335			Ø 251,0 Th 12,0-10,8	Ch -07475
3.0 V6 Eng.SFZ/UFZ(ZPJ-Z) (123kW)	5/94-10/00		F		22-0184-1		Bdx	Th 17,0	
	5/94-10/00		R		22-0531-0		Citr	Th 15,5	
	94-		F		23-0295			Ø 283,0 Th 26,0-24,0	Vent.
	94-		R		23-0335			Ø 251,0 Th 12,0-10,8	
3.0 V6 Eng.XFZ(ES9J4) (140kW)	97-		R		23-0296			Ø 223,6 Th 9,0-7,0	
	4/97-10/00		R		23-0335			Ø 251,0 Th 12,0-10,8	
<b>Xsara (N1/0), Coupe 4/97-</b>									
1.4 HDi Eng.DV4TD (50kW)	1/03-		F		22-0327-0		Bosch	Th 19,0	
	1/03-		F		23-0555			Ø 266,0 Th 22,0-20,0	Vent.
	03-		R		18-0245	18-0245K		Ø 203,0	
	03-		R		51-0133		Luc	Ø 20,64 203,0x38	LUC, +ABS
1.4 i Eng.KFX/KFW(TU3JP) (55kW)	-10/00		F		22-0156-1		Ate	Th 17,0	+ABS
	-10/00		F		22-0253-0		Bosch	Th 18,0	-ABS
	10/00-		F		22-0327-0		Bosch	Th 19,0	
	8/00-3/05		F		23-0555			Ø 266,0 Th 22,0-20,0	Vent.
	97-7/00		F		23-0238			Ø 247,0 Th 20,5-18,5	Vent., +ABS
	4/97-8/00		F		23-0486			Ø 247,0 Th 13,0-11,0	-ABS
	4/97-		R		53-0022	53-0022Y	Bdx	180,0x32	-ABS, Hand Brake
	4/97-		R		53-0322		Luc	180,0x32	-ABS, Hand Brake
	4/97-		R		53-0350		Luc	203,0x38	+ABS, Hand Brake
	97-		R		18-0165	18-0165K		Ø 180,0	-ABS
	97-		R		18-0245	18-0245K		Ø 203,0	+ABS
	10/97-		R		51-0004		Bdx	Ø 20,64 180,0x30	CRCI, RAI
	10/97-		R		51-0054		Luc	Ø 20,64 180,0x30	CRCI, RAI
	97-00		R		51-0133		Luc	Ø 20,64 203,0x38	LUC, +ABS
1.5 D Eng.VJZ(TUD5) (42kW)	97-7/00		F		23-0486			Ø 247,0 Th 13,0-11,0	-ABS
	97-7/00		F		23-0238			Ø 247,0 Th 20,5-18,5	Vent., +ABS
	4/97-9/00		R		53-0022	53-0022Y	Bdx	180,0x32	-ABS, Hand Brake
	4/97-9/00		R		53-0327		Bdx	228,6x42	+/-ABS, Hand Brake
	4/97-9/00		R		53-0322		Luc	180,0x32	-ABS, Hand Brake
	4/97-9/00		R		53-0350		Luc	203,0x38	+ABS, Hand Brake
	97-		R		18-0165	18-0165K		Ø 180,0	-ABS
	97-		R		18-0245	18-0245K		Ø 203,0	+ABS
1.6 16v Eng.NFU(TU5JP4) (80kW)	10/00-		F		22-0327-0		Bosch	Th 19,0	
	9/00-		R		22-0038-0		Bdx	Th 11,0	
	9/00-		F		23-0555			Ø 266,0 Th 22,0-20,0	Vent.













		Spare Parts	F/R	L/R	METELLI ref.	METELLI ref. w/KIT		DIMENSIONS mm.	NOTE	
1.6 16v Eng.NFU(TU5JP4) (80kW)	9/00-		R		23-0271			Ø 247,0 Th 8,0-6,0		
	9/00-		R		53-0350		Luc	203,0x38	Hand Brake	
1.6 i Eng.NFZ(TU5JP) (65kW)	-1/00		F		22-0217-0		Gir	Th 19,0	+ABS	
	1/00-10/00		F		22-0313-0		Bosch	Th 18,0	+ABS	
	1/00-10/00		F		22-0217-1		Gir	Th 19,0	+ABS	
	-10/00		F		22-0156-1		Ate	Th 17,0	-ABS	
	8/00-9/00		F		23-0555			Ø 266,0 Th 22,0-20,0	Vent.	
	97-7/00		F		23-0486			Ø 247,0 Th 13,0-11,0	-ABS	
	97-7/00		F		23-0238			Ø 247,0 Th 20,5-18,5	Vent., +ABS	
	97-00		R		23-0271			Ø 247,0 Th 8,0-6,0	+ABS	
	4/97-9/00		R		53-0022	53-0022Y	Bdx	180,0x32	-ABS, Hand Brake	
	4/97-9/00		R		53-0322		Luc	180,0x32	-ABS, Hand Brake	
	4/97-9/00		R		53-0350		Luc	203,0x38	+ABS, Hand Brake	
	97-00		R		18-0165	18-0165K		Ø 180,0	-ABS	
	97-00		R		18-0245	18-0245K		Ø 203,0	+ABS	
	1.8 D Eng.A9A(XUD7) (43kW)	-1/00		F		22-0217-0		Gir	Th 19,0	+ABS
1/00-10/00			F		22-0313-0		Bosch	Th 18,0	+ABS	
1/00-10/00			F		22-0217-1		Gir	Th 19,0	+ABS	
-10/00			F		22-0156-1		Ate	Th 17,0		
97-00			F		23-0238			Ø 247,0 Th 20,5-18,5	Vent.	
97-00			R		23-0271			Ø 247,0 Th 8,0-6,0	+ABS	
1.8 i Aut. Eng.LFZ(XU7JP) (74kW)		4/97-9/00		F		22-0217-0		Gir	Th 19,0	A/T
		97-00		F		23-0238			Ø 247,0 Th 20,5-18,5	Vent.
		97-00		R		23-0271			Ø 247,0 Th 8,0-6,0	+ABS
		4/97-9/00		R		53-0022	53-0022Y	Bdx	180,0x32	-ABS, Hand Brake
	4/97-9/00		R		53-0322		Luc	180,0x32	-ABS, Hand Brake	
	4/97-9/00		R		53-0350		Luc	203,0x38	+ABS, Hand Brake	
	97-00		R		18-0165	18-0165K		Ø 180,0	-ABS	
	97-00		R		18-0245	18-0245K		Ø 203,0	+ABS	
	97-00		R		51-0004		Bdx	Ø 20,64 180,0x30	CRCI, RAI	
	97-00		R		51-0054		Luc	Ø 20,64 180,0x30	CRCI, RAI	
97-00		R		51-0133		Luc	Ø 20,64 203,0x38	LUC, +ABS		
1.8 VTS (85kW)	9/00-10/04		R		53-0350		Luc	203,0x38	Hand Brake	
1.8i Eng.LFX(XU7JB) (66kW)	4/97-9/00		F		22-0217-0		Gir	Th 19,0	A/T	
	97-7/00		F		23-0238			Ø 247,0 Th 20,5-18,5	Vent.	
	97-00		R		23-0271			Ø 247,0 Th 8,0-6,0	+ABS	
	4/97-9/00		R		53-0022	53-0022Y	Bdx	180,0x32	-ABS, Hand Brake	
	4/97-9/00		R		53-0322		Luc	180,0x32	-ABS, Hand Brake	
	4/97-9/00		R		53-0350		Luc	203,0x38	+ABS, Hand Brake	
	9/97-00		R		18-0165	18-0165K		Ø 180,0	-ABS	
	9/97-00		R		18-0245	18-0245K		Ø 203,0	+ABS	
	10/97-00		R		51-0004		Bdx	Ø 20,64 180,0x30	CRCI, RAI	
	10/97-00		R		51-0054		Luc	Ø 20,64 180,0x30	CRCI, RAI	
97-00		R		51-0133		Luc	Ø 20,64 203,0x38	LUC, +ABS		
1.8i 16v Eng.LFY(XU7JP4) (81kW)	-1/00		F		22-0217-0		Gir	Th 19,0		
	1/00-10/00		F		22-0313-0		Bosch	Th 18,0		
	1/00-10/00		F		22-0217-1		Gir	Th 19,0		
	4/97-9/00		R		22-0038-0		Bdx	Th 11,0		
	97-7/00		F		23-0191			Ø 265,8 Th 20,5-18,4	Vent.	
	97-00		R		23-0271			Ø 247,0 Th 8,0-6,0		
	4/97-9/00		R		53-0022	53-0022Y	Bdx	180,0x32	-ABS, Hand Brake	
	4/97-9/00		R		53-0322		Luc	180,0x32	-ABS, Hand Brake	
	4/97-9/00		R		53-0350		Luc	203,0x38	+ABS, Hand Brake	
1.9 D Eng.DJY(XUD9A) (50kW)	-1/00		F		22-0217-0		Gir	Th 19,0	+ABS	
	1/00-10/00		F		22-0313-0		Bosch	Th 18,0	+ABS	
	1/00-10/00		F		22-0217-1		Gir	Th 19,0	+ABS	
	-10/00		F		22-0156-1		Ate	Th 17,0		
	10/00-		F		22-0327-0		Bosch	Th 19,0		
	98-7/00		F		23-0238			Ø 247,0 Th 20,5-18,5	Vent.	
	98-00		R		23-0271			Ø 247,0 Th 8,0-6,0		
	9/97-00		R		18-0165	18-0165K		Ø 180,0	-ABS	
	9/97-00		R		18-0245	18-0245K		Ø 203,0	+ABS	
10/97-00		R		51-0004		Bdx	Ø 20,64 180,0x30	CRCI, RAI		
10/97-00		R		51-0054		Luc	Ø 20,64 180,0x30	CRCI, RAI		
























































		Spare Parts	F/R	L/R	METELLI ref.	METELLI ref. w/KIT		DIMENSIONS mm.	NOTE	
1.9 D Eng.DJY(XUD9A) (50kW)	97-00		R		51-0133		Luc	Ø 20,64 203,0x38	LUC, +ABS	
1.9 D Eng.WJY(DW8B)/ WJZ(DW8) (51kW)	-1/00		F		22-0217-0		Gir	Th 19,0	+ABS	
	1/00-10/00		F		22-0313-0		Bosch	Th 18,0	+ABS	
	1/00-10/00		F		22-0217-1		Gir	Th 19,0	+ABS	
	-10/00		F		22-0156-1		Ate	Th 17,0		
	10/00-		F		22-0327-0		Bosch	Th 19,0		
	8/00-		F		23-0555			Ø 266,0 Th 22,0-20,0	Vent.	
	98-7/00		F		23-0238			Ø 247,0 Th 20,5-18,5	Vent.	
	98-		R		23-0271			Ø 247,0 Th 8,0-6,0		
	7/98-		R		53-0350		Luc	203,0x38	Hand Brake	
	98-		R		18-0165	18-0165K		Ø 180,0	-ABS	
98-		R		18-0245	18-0245K		Ø 203,0	+ABS		
98-00			R		51-0133		Luc	Ø 20,64 203,0x38	LUC, +ABS	
1.9 SD Eng.DHV(XUD9BSD) (55kW)	-1/00		F		22-0217-0		Gir	Th 19,0	+ABS	
	1/00-10/00		F		22-0313-0		Bosch	Th 18,0	+ABS	
	1/00-10/00		F		22-0217-1		Gir	Th 19,0	+ABS	
	-10/00		F		22-0156-1		Ate	Th 17,0		
	10/00-		F		22-0327-0		Bosch	Th 19,0		
	98-7/00		F		23-0238			Ø 247,0 Th 20,5-18,5	Vent.	
	98-		R		23-0271			Ø 247,0 Th 8,0-6,0		
	1/98-9/00		R		53-0022	53-0022Y	Bdx	180,0x32	-ABS, Hand Brake	
	1/98-9/00		R		53-0322		Luc	180,0x32	-ABS, Hand Brake	
	1/98-9/00		R		53-0350		Luc	203,0x38	+ABS, Hand Brake	
	98-		R		18-0165	18-0165K		Ø 180,0	-ABS	
	98-		R		18-0245	18-0245K		Ø 203,0	+ABS	
	98-		R		51-0004		Bdx	Ø 20,64 180,0x30	CRCl, RAI	
	98-		R		51-0054		Luc	Ø 20,64 180,0x30	CRCl, RAI	
	98-00		R		51-0133		Luc	Ø 20,64 203,0x38	LUC, +ABS	
1.9 TD Eng.DHY(XUD9TE-Y) (66kW)	-1/00		F		22-0217-0		Gir	Th 19,0	+ABS	
	1/00-10/00		F		22-0313-0		Bosch	Th 18,0	+ABS	
	1/00-10/00		F		22-0217-1		Gir	Th 19,0	+ABS	
	-10/00		F		22-0156-1		Ate	Th 17,0	-ABS	
	97-7/00		F		23-0238			Ø 247,0 Th 20,5-18,5	Vent.	
	97-00		R		23-0271			Ø 247,0 Th 8,0-6,0		
	9/97-		R		18-0165	18-0165K		Ø 180,0	-ABS	
	9/97-		R		18-0245	18-0245K		Ø 203,0	+ABS	
	10/97-		R		51-0004		Bdx	Ø 20,64 180,0x30	CRCl, RAI	
	10/97-		R		51-0054		Luc	Ø 20,64 180,0x30	CRCl, RAI	
	97-00		R		51-0133		Luc	Ø 20,64 203,0x38	LUC, +ABS	
	2.0 16v Eng.RFN(EW10J4) (100kW)	02-05		F		22-0322-1		Bosch	Th 19,0	Ch 09065-
		10/00-02		F		22-0214-0		Gir	Th 19,0	Ch -09064
9/00-			R		22-0038-0		Bdx	Th 11,0		
9/00-			F		23-0336			Ø 283,0 Th 22,0-20,0	Ch -09184, Vent.	
9/00-			F		23-0566			Ø 283,0 Th 26,0-24,0	Ch 09185-, Vent.	
9/00-			R		23-0271			Ø 247,0 Th 8,0-6,0		
9/00-			R		53-0350		Luc	203,0x38	Hand Brake	
2.0 HDi Eng.RHS/RHZ(DW10ATED) (80kW)	01-02		F		22-0214-0		Gir	Th 19,0	Ch -09064	
	02-05		F		22-0322-1		Bosch	Th 19,0	Ch 09065-	
	-1/00		F		22-0217-0		Gir	Th 19,0		
	1/00-10/00		F		22-0313-0		Bosch	Th 18,0		
	1/00-10/00		F		22-0217-1		Gir	Th 19,0		
	5/01-		R		22-0038-0		Bdx	Th 11,0		
	5/01-		F		23-0336			Ø 283,0 Th 22,0-20,0	Ch -09184, Vent.	
	01-		F		23-0566			Ø 283,0 Th 26,0-24,0	Ch 09185-, Vent.	
5/01-		R		23-0271			Ø 247,0 Th 8,0-6,0			
5/01-		R		53-0350		Luc	203,0x38	Hand Brake		
2.0 HDi Eng.RHY(DW10TD) (66kW)	-1/00		F		22-0217-0		Gir	Th 19,0		
	1/00-10/00		F		22-0313-0		Bosch	Th 18,0		
	1/00-10/00		F		22-0217-1		Gir	Th 19,0		
	10/00-		F		22-0327-0		Bosch	Th 19,0		
	2/99-		R		22-0038-0		Bdx	Th 11,0		
	8/00-		F		23-0555			Ø 266,0 Th 22,0-20,0	Vent.	
	8/99-7/00		F		23-0191			Ø 265,8 Th 20,5-18,4	Vent.	
	99-		R		23-0271			Ø 247,0 Th 8,0-6,0		
2/99-		R		53-0350		Luc	203,0x38	Hand Brake		

		Spare Parts	F/R	L/R	METELLI ref.	METELLI ref. w/KIT		DIMENSIONS mm.	NOTE
2.0 i 16v Eng.RFS(XU10J4RS) (120kW)	4/97-9/00		R		<b>22-0038-0</b>		Bdx	Th 11,0	
	97-00		F		<b>23-0336</b>			Ø 283,0 Th 22,0-20,0	Vent.
	97-00		R		<b>23-0271</b>			Ø 247,0 Th 8,0-6,0	
2.0 i 16v Eng.RFV(XU10J4R) (97kW)	-1/00		F		<b>22-0217-0</b>		Gir	Th 19,0	
	1/00-10/00		F		<b>22-0313-0</b>		Bosch	Th 18,0	
	1/00-10/00		F		<b>22-0217-1</b>		Gir	Th 19,0	
	7/98-9/00		R		<b>22-0038-0</b>		Bdx	Th 11,0	
	98-7/00		F		<b>23-0191</b>			Ø 265,8 Th 20,5-18,4	Vent.
	98-		R		<b>23-0271</b>			Ø 247,0 Th 8,0-6,0	
<b>Xsara (N2) Break 4/97-</b>									
1.4 HDi Eng.DV4TD (50kW)	10/00-		F		<b>22-0327-0</b>		Bosch	Th 19,0	
	1/03-		F		<b>23-0555</b>			Ø 266,0 Th 22,0-20,0	Vent.
	1/03-03-		R		<b>53-0323</b>		Bdx	228,6x42	+/-ABS, Hand Brake
	03-		R		<b>51-0143</b>		Bosch	Ø 22,00 228,0x42	+ABS
1.4 i Eng.KFX/KFW(TU3JP) (55kW)	-1/00		F		<b>22-0217-0</b>		Gir	Th 19,0	+ABS
	1/00-10/00		F		<b>22-0313-0</b>		Bosch	Th 18,0	+ABS
	1/00-10/00		F		<b>22-0217-1</b>		Gir	Th 19,0	+ABS
	-10/00		F		<b>22-0156-1</b>		Ate	Th 17,0	-ABS
	10/00-		F		<b>22-0327-0</b>		Bosch	Th 19,0	
	8/00-		F		<b>23-0555</b>			Ø 266,0 Th 22,0-20,0	Vent.
	98-7/00		F		<b>23-0238</b>			Ø 247,0 Th 20,5-18,5	Vent., -ABS
	98-7/00		F		<b>23-0191</b>			Ø 265,8 Th 20,5-18,4	Vent., +ABS
	4/97-		R		<b>53-0323</b>		Bdx	228,6x42	+/-ABS, Hand Brake
	4/97-		R		<b>53-0327</b>		Bdx	228,6x42	+/-ABS, Hand Brake
	97-		R		<b>18-0233</b>			Ø 228,5	
	1.5 D Eng.VJZ(TUD5) (42kW)	4/98-8/00		R		<b>51-0142</b>		Bosch	Ø 20,64 228,0x42
4/98-8/00			R		<b>51-0143</b>		Bosch	Ø 22,00 228,0x42	+ABS
98-7/00			F		<b>23-0238</b>			Ø 247,0 Th 20,5-18,5	Vent., -ABS
98-7/00			F		<b>23-0191</b>			Ø 265,8 Th 20,5-18,4	Vent., +ABS
4/97-9/00			R		<b>53-0323</b>		Bdx	228,6x42	+/-ABS, Hand Brake
97-			R		<b>18-0233</b>			Ø 228,5	
1.6 16v Eng.NFU(TU5JP4) (80kW)	4/98-8/00		R		<b>51-0142</b>		Bosch	Ø 20,64 228,0x42	-ABS
	4/98-8/00		R		<b>51-0143</b>		Bosch	Ø 22,00 228,0x42	+ABS
	10/00-		F		<b>22-0327-0</b>		Bosch	Th 19,0	
	9/00-		F		<b>23-0555</b>			Ø 266,0 Th 22,0-20,0	Vent.
	9/00-		R		<b>23-0271</b>			Ø 247,0 Th 8,0-6,0	
	9/00-		R		<b>53-0323</b>		Bdx	228,6x42	+/-ABS, Hand Brake
1.6 i Eng.NFZ(TU5JP) (65kW)	9/00-		R		<b>53-0327</b>		Bdx	228,6x42	+/-ABS, Hand Brake
	-1/00		F		<b>22-0217-0</b>		Gir	Th 19,0	+ABS
	1/00-10/00		F		<b>22-0313-0</b>		Bosch	Th 18,0	+ABS
	1/00-10/00		F		<b>22-0217-1</b>		Gir	Th 19,0	+ABS
	-10/00		F		<b>22-0156-1</b>		Ate	Th 17,0	-ABS
	98-7/00		F		<b>23-0238</b>			Ø 247,0 Th 20,5-18,5	Vent., -ABS
	98-7/00		F		<b>23-0191</b>			Ø 265,8 Th 20,5-18,4	Vent., +ABS
	98-		R		<b>23-0271</b>			Ø 247,0 Th 8,0-6,0	+ABS
	4/97-9/00		R		<b>53-0323</b>		Bdx	228,6x42	+/-ABS, Hand Brake
	4/97-9/00		R		<b>53-0327</b>		Bdx	228,6x42	+/-ABS, Hand Brake
	97-00		R		<b>18-0233</b>			Ø 228,5	
	1.8 D Eng.A9A(XUD7) (43kW)	97-00		R		<b>51-0142</b>		Bosch	Ø 20,64 228,0x42
97-00			R		<b>51-0143</b>		Bosch	Ø 22,00 228,0x42	+ABS
-1/00			F		<b>22-0217-0</b>		Gir	Th 19,0	+ABS
1/00-10/00			F		<b>22-0313-0</b>		Bosch	Th 18,0	+ABS
1/00-10/00			F		<b>22-0217-1</b>		Gir	Th 19,0	+ABS
-10/00			F		<b>22-0156-1</b>		Ate	Th 17,0	-ABS
1.8 i Aut. Eng.LFZ(XU7JP) (74kW)	97-00		F		<b>23-0238</b>			Ø 247,0 Th 20,5-18,5	Vent., -ABS
	97-00		F		<b>23-0191</b>			Ø 265,8 Th 20,5-18,4	Vent., +ABS
	97-00		R		<b>23-0271</b>			Ø 247,0 Th 8,0-6,0	+ABS
	4/97-9/00		R		<b>53-0323</b>		Bdx	228,6x42	+/-ABS, Hand Brake
	97-00		R		<b>18-0233</b>			Ø 228,5	
	4/98-8/00		R		<b>51-0142</b>		Bosch	Ø 20,64 228,0x42	-ABS
	4/98-8/00		R		<b>51-0143</b>		Bosch	Ø 22,00 228,0x42	+ABS
	4/97-9/00		F		<b>22-0217-0</b>		Gir	Th 19,0	A/T
97-00		F		<b>23-0191</b>			Ø 265,8 Th 20,5-18,4	Vent.	
97-00		R		<b>23-0271</b>			Ø 247,0 Th 8,0-6,0		
4/97-9/00		R		<b>53-0323</b>		Bdx	228,6x42	+/-ABS, Hand Brake	
4/97-9/00		R		<b>53-0327</b>		Bdx	228,6x42	+/-ABS, Hand Brake	
97-00		R		<b>18-0233</b>			Ø 228,5		









































		Spare Parts	F/R	L/R	METELLI ref.	METELLI ref. w/KIT		DIMENSIONS mm.	NOTE
1.8 i Aut. Eng.LFZ(XU7JP) (74kW)	97-00		R		51-0142		Bosch	Ø 20,64 228,0x42	-ABS
	97-00		R		51-0143		Bosch	Ø 22,00 228,0x42	+ABS
1.8i Eng.LFX(XU7JB) (66kW)	4/97-9/00		F		22-0217-0		Gir	Th 19,0	A/T
	98-7/00		F		23-0191			Ø 265,8 Th 20,5-18,4	Vent.
	98-00		R		23-0271			Ø 247,0 Th 8,0-6,0	
	4/97-9/00		R		53-0323		Bdx	228,6x42	+/-ABS, Hand Brake
	4/97-9/00		R		53-0327		Bdx	228,6x42	+/-ABS, Hand Brake
	97-00		R		18-0233			Ø 228,5	
	4/98-8/00		R		51-0142		Bosch	Ø 20,64 228,0x42	-ABS
	4/98-8/00		R		51-0143		Bosch	Ø 22,00 228,0x42	+ABS
1.8i 16v Eng.LFY(XU7JP4) (81kW)	-1/00		F		22-0217-0		Gir	Th 19,0	
	1/00-10/00		F		22-0313-0		Bosch	Th 18,0	
	1/00-10/00		F		22-0217-1		Gir	Th 19,0	
	98-7/00		F		23-0191			Ø 265,8 Th 20,5-18,4	Vent.
	98-00		R		23-0271			Ø 247,0 Th 8,0-6,0	
	4/97-9/00		R		53-0323		Bdx	228,6x42	+/-ABS, Hand Brake
	4/97-9/00		R		53-0327		Bdx	228,6x42	+/-ABS, Hand Brake
	1.9 D Eng.DJY(XUD9A) (50kW)	-1/00		F		22-0217-0		Gir	Th 19,0
1/00-10/00			F		22-0313-0		Bosch	Th 18,0	+ABS
1/00-10/00			F		22-0217-1		Gir	Th 19,0	+ABS
-10/00			F		22-0156-1		Ate	Th 17,0	
10/00-			F		22-0327-0		Bosch	Th 19,0	
8/00-			F		23-0555			Ø 266,0 Th 22,0-20,0	Vent.
4/97-9/00			R		53-0323		Bdx	228,6x42	+/-ABS, Hand Brake
4/97-9/00			R		53-0327		Bdx	228,6x42	+/-ABS, Hand Brake
10/97-			R		18-0233			Ø 228,5	
4/98-8/00			R		51-0142		Bosch	Ø 20,64 228,0x42	-ABS
4/98-8/00			R		51-0143		Bosch	Ø 22,00 228,0x42	+ABS
1.9 D Eng.WJY(DW8B)/ WJZ(DW8) (51kW)	-1/00		F		22-0217-0		Gir	Th 19,0	+ABS
	1/00-10/00		F		22-0313-0		Bosch	Th 18,0	+ABS
	1/00-10/00		F		22-0217-1		Gir	Th 19,0	+ABS
	-10/00		F		22-0156-1		Ate	Th 17,0	
	10/00-		F		22-0327-0		Bosch	Th 19,0	
	8/00-		F		23-0555			Ø 266,0 Th 22,0-20,0	Vent.
	7/98-		R		53-0323		Bdx	228,6x42	+/-ABS, Hand Brake
	7/98-		R		53-0327		Bdx	228,6x42	+/-ABS, Hand Brake
	98-00		R		18-0233			Ø 228,5	
	4/98-8/00		R		51-0142		Bosch	Ø 20,64 228,0x42	-ABS
	4/98-8/00		R		51-0143		Bosch	Ø 22,00 228,0x42	+ABS
1.9 SD Eng.DHV(XUD9BSD) (55kW)	-1/00		F		22-0217-0		Gir	Th 19,0	+ABS
	1/00-10/00		F		22-0313-0		Bosch	Th 18,0	+ABS
	1/00-10/00		F		22-0217-1		Gir	Th 19,0	+ABS
	-10/00		F		22-0156-1		Ate	Th 17,0	
	10/00-		F		22-0327-0		Bosch	Th 19,0	
	98-00		F		23-0555			Ø 266,0 Th 22,0-20,0	Vent.
	1/98-9/00		R		53-0323		Bdx	228,6x42	+/-ABS, Hand Brake
	1/98-9/00		R		53-0327		Bdx	228,6x42	+/-ABS, Hand Brake
1.9 TD Eng.DHY(XUD9TE-Y) (66kW)	98-00		R		18-0233			Ø 228,5	
	-1/00		F		22-0217-0		Gir	Th 19,0	+ABS
	1/00-10/00		F		22-0313-0		Bosch	Th 18,0	+ABS
	1/00-10/00		F		22-0217-1		Gir	Th 19,0	+ABS
	-10/00		F		22-0156-1		Ate	Th 17,0	-ABS
	98-7/00		F		23-0238			Ø 247,0 Th 20,5-18,5	Vent., -ABS
	98-7/00		F		23-0191			Ø 265,8 Th 20,5-18,4	Vent., +ABS
	98-00		R		23-0271			Ø 247,0 Th 8,0-6,0	+ABS
2.0 16v Eng.RFN(EW10J4) (100kW)	4/97-9/00		R		53-0323		Bdx	228,6x42	+/-ABS, Hand Brake
	4/97-9/00		R		53-0327		Bdx	228,6x42	+/-ABS, Hand Brake
	10/97-		R		18-0233			Ø 228,5	
	01-02		F		22-0214-0		Gir	Th 19,0	Ch -09064
	02-05		F		22-0322-1		Bosch	Th 19,0	Ch 09065-
	00-		F		23-0566			Ø 283,0 Th 26,0-24,0	Ch 09185-, Vent.
	00-		F		23-0336			Ø 283,0 Th 22,0-20,0	Ch -09184, Vent.
2.0 HDi Eng.RHS/RHZ(DW10ATED) (80kW)	01-02		F		22-0214-0		Gir	Th 19,0	Ch -09064
	02-05		F		22-0322-1		Bosch	Th 19,0	Ch 09065-
			F		23-0566			Ø 283,0 Th 26,0-24,0	Ch 09185-, Vent.

		Spare Parts	F/R	L/R	METELLI ref.	METELLI ref. w/KIT		DIMENSIONS mm.	NOTE
2.0 HDi Eng.RHS/RHZ(DW10ATED) (80kW)		01-	F		23-0336			Ø 283,0 Th 22,0-20,0	Ch -09184, Vent.
		01-	R		23-0271			Ø 247,0 Th 8,0-6,0	
		5/01-	R		53-0323		Bdx	228,6x42	+/-ABS, Hand Brake
2.0 HDi Eng.RHY(DW10TD) (66kW)		-1/00	F		22-0217-0		Gir	Th 19,0	
		1/00-10/00	F		22-0313-0		Bosch	Th 18,0	
		1/00-10/00	F		22-0217-1		Gir	Th 19,0	
		10/00-	F		22-0327-0		Bosch	Th 19,0	
		99-8/00	F		23-0191			Ø 265,8 Th 20,5-18,4	Vent.
		9/00-	F		23-0555			Ø 266,0 Th 22,0-20,0	Vent.
		99-	R		23-0271			Ø 247,0 Th 8,0-6,0	
		2/99-	R		53-0323		Bdx	228,6x42	+/-ABS, Hand Brake
2.0 i 16v Eng.RFV(XU10J4R) (97kW)		-1/00	F		22-0217-0		Gir	Th 19,0	
		1/00-10/00	F		22-0313-0		Bosch	Th 18,0	
		1/00-10/00	F		22-0217-1		Gir	Th 19,0	
		98-7/00	F		23-0191			Ø 265,8 Th 20,5-18,4	Vent.
		98-	R		23-0271			Ø 247,0 Th 8,0-6,0	
		7/98-9/00	R		53-0323		Bdx	228,6x42	+/-ABS, Hand Brake
<b>Xsara Picasso (N68) 2/00-</b>									
1.6 Eng.NFZ/NFV(TU5JP) (65-70kW)		6/00-	F		22-0327-0		Bosch	Th 19,0	Brake Disc Diam. 266mm
		6/00-	F		22-0322-1		Bosch	Th 19,0	Brake Disc Diam. 283mm, +ESP
		6/00-	F		22-0217-1		Gir	Th 19,0	
		6/00-	R		22-0100-1		Gir	Th 17,0	+ESP
		00-3/01	F		23-0191			Ø 265,8 Th 20,5-18,4	Vent.
		4/01-	F		23-0555			Ø 266,0 Th 22,0-20,0	Vent., -ESP
		00-	F		23-0566			Ø 283,0 Th 26,0-24,0	Vent., +ESP
		00-	R		23-0271			Ø 247,0 Th 8,0-6,0	+ABS
		6/00-	R		53-0023		Luc	228,6x42	Hand Brake
		1/00-	R		18-0233			Ø 228,5	
		00-	R		51-0140		Luc	Ø 22,00 228,6x42	LUC
1.6 16v Eng.NFU(TU5JP4) (80kW)		9/05-	F		22-0327-0		Bosch	Th 19,0	Brake Disc Diam. 266mm
		9/05-	F		22-0322-1		Bosch	Th 19,0	Brake Disc Diam. 283mm, +ESP
		9/05-	F		22-0217-1		Gir	Th 19,0	
		9/05-	R		22-0100-1		Gir	Th 17,0	+ESP
		05-	F		23-0555			Ø 266,0 Th 22,0-20,0	Vent., -ESP
		05-	F		23-0566			Ø 283,0 Th 26,0-24,0	Vent., +ESP
05-	R		23-0567			Ø 246,7 Th 9,0-7,0	+ESP		
1.6 HDi Eng.DV6ATED4 (66kW)		9/05-	F		22-0327-0		Bosch	Th 19,0	Brake Disc Diam. 266mm
		9/05-	F		22-0322-1		Bosch	Th 19,0	Brake Disc Diam. 283mm, +ESP
		9/05-	F		22-0217-1		Gir	Th 19,0	
		9/05-	R		22-0100-1		Gir	Th 17,0	+ESP
		05-	F		23-0555			Ø 266,0 Th 22,0-20,0	Vent., -ESP
		05-	F		23-0566			Ø 283,0 Th 26,0-24,0	Vent., +ESP
05-	R		23-0567			Ø 246,7 Th 9,0-7,0	+ESP		
1.6 HDi 16v Eng.DV6TED4 (80kW)		5/04-	F		22-0327-0		Bosch	Th 19,0	Brake Disc Diam. 266mm
		5/04-	F		22-0322-1		Bosch	Th 19,0	Brake Disc Diam. 283mm, +ESP
		5/04-	F		22-0217-1		Gir	Th 19,0	
		5/04-	R		22-0100-1		Gir	Th 17,0	+ESP
		5/04-	F		23-0555			Ø 266,0 Th 22,0-20,0	Vent., -ESP
		5/04-	F		23-0566			Ø 283,0 Th 26,0-24,0	Vent., +ESP
5/04-	R		23-0567			Ø 246,7 Th 9,0-7,0	+ESP		
1.8i 16v Eng.LFY(XU7JP4)/6FZ(EW7J4) (81-85kW)		2/00-	F		22-0327-0		Bosch	Th 19,0	Brake Disc Diam. 266mm
		2/00-	F		22-0322-1		Bosch	Th 19,0	Brake Disc Diam. 283mm, +ESP
		2/00-	F		22-0217-1		Gir	Th 19,0	
		2/00-	R		22-0100-1		Gir	Th 17,0	+ESP
		00-3/01	F		23-0191			Ø 265,8 Th 20,5-18,4	Vent.
		4/01-	F		23-0555			Ø 266,0 Th 22,0-20,0	Vent., -ESP
		00-	F		23-0566			Ø 283,0 Th 26,0-24,0	Vent., +ESP
		00-	R		23-0271			Ø 247,0 Th 8,0-6,0	+ABS
		2/00-	R		53-0023		Luc	228,6x42	Hand Brake
		1/00-	R		18-0233			Ø 228,5	
00-	R		51-0140		Luc	Ø 22,00 228,6x42	LUC		
2.0 16v Eng.RFN(EW10J4) (100kW)		1/03-	F		22-0322-1		Bosch	Th 19,0	Brake Disc Diam. 283mm, A/T
		1/03-	R		22-0100-1		Gir	Th 17,0	
		1/03-	F		23-0555		Bosch	Ø 266,0 Th 22,0-20,0	Vent.
		1/03-	F		23-0191		Luc	Ø 265,8 Th 20,5-18,4	Vent.
		1/03-	F		23-0566			Ø 283,0 Th 26,0-24,0	Vent., A/T












































		Spare Parts	F/R	L/R	METELLI ref.	METELLI ref. w/KIT		DIMENSIONS mm.	NOTE
2.0 HDi Eng.RHY(DW10TD) (66kW)	6/00-		F		22-0327-0		Bosch	Th 19,0	Brake Disc Diam. 266mm
			F		22-0322-1		Bosch	Th 19,0	Brake Disc Diam. 283mm, +ESP
			F		22-0217-1		Gir	Th 19,0	
			R		22-0100-1		Gir	Th 17,0	+ESP
	00-3/01		F		23-0191			Ø 265,8 Th 20,5-18,4	Vent.
			F		23-0555			Ø 266,0 Th 22,0-20,0	Vent., -ESP
	4/01-		F		23-0566			Ø 283,0 Th 26,0-24,0	Vent., +ESP
			R		23-0271			Ø 247,0 Th 8,0-6,0	
	6/00-		R		53-0023		Luc	228,6x42	Hand Brake
	1/00-		R		18-0233			Ø 228,5	
00-		R		51-0140		Luc	Ø 22,00 228,6x42	LUC	
<b>ZX (N2) 3/91-6/97</b>									
1.1 Eng.HDZ(TU1M) (44kW)	3/91-6/97		F		22-0037-1		Bdx	Th 18,0	
			91-97		F		23-0100		Bdx
	91-97		R		23-0271			Ø 247,0 Th 8,0-6,0	+ABS
			3/91-6/97		R		53-0022	53-0022Y	Bdx
	3/91-6/97		R		53-0322		Luc	180,0x32	Hand Brake
	3/91-		R		18-0165	18-0165K		Ø 180,0	
	3/91-7/92		R		51-0050		Bdx	Ø 20,64 180,0x30	CRCl, RAI
	3/91-7/92		R		51-0051		Luc	Ø 20,64 180,0x30	CRCl, RAI
	8/92-6/97		R		51-0004		Bdx	Ø 20,64 180,0x30	CRCl, RAI
	8/92-6/97		R		51-0054		Luc	Ø 20,64 180,0x30	CRCl, RAI
1.1 Eng.TU1M/ K, MZ (40kW)	3/91-8/93		F		22-0037-1		Bdx	Th 18,0	
	3/91-8/93		R		53-0022	53-0022Y	Bdx	180,0x32	Ch -5718, Hand Brake
	3/91-8/93		R		53-0322		Luc	180,0x32	Hand Brake
1.4 i Eng.KDX/KDZ(TU3M-Z) (55kW)	3/91-6/97		F		22-0037-1		Bdx	Th 18,0	
	3/91-6/97		R		22-0038-0		Bdx	Th 11,0	+ABS
	91-97		F		23-0100		Bdx	Ø 247,0 Th 10,0-9,0	
			R		23-0271			Ø 247,0 Th 8,0-6,0	+ABS
	3/91-6/97		R		53-0022	53-0022Y	Bdx	180,0x32	Ch -5718, Hand Brake
	3/91-6/97		R		53-0322		Luc	180,0x32	Hand Brake
	3/91-		R		18-0165	18-0165K		Ø 180,0	-ABS
	5/95-		R		18-0245	18-0245K		Ø 203,0	+ABS
	3/91-7/92		R		51-0050		Bdx	Ø 20,64 180,0x30	CRCl, RAI
	3/91-7/92		R		51-0051		Luc	Ø 20,64 180,0x30	CRCl, RAI
8/92-6/97		R		51-0004		Bdx	Ø 20,64 180,0x30	CRCl, RAI	
8/92-6/97		R		51-0054		Luc	Ø 20,64 180,0x30	CRCl, RAI	
1.4ie Eng.KFX(TU3JP) (55kW)	3/91-6/97		F		22-0037-1		Bdx	Th 18,0	
	3/91-6/97		R		22-0038-0		Bdx	Th 11,0	+ABS
	91-97		F		23-0100		Bdx	Ø 247,0 Th 10,0-9,0	
			R		23-0271			Ø 247,0 Th 8,0-6,0	+ABS
	3/91-6/97		R		53-0022	53-0022Y	Bdx	180,0x32	Ch -5718, Hand Brake
	3/91-6/97		R		53-0322		Luc	180,0x32	Hand Brake
	3/91-		R		18-0165	18-0165K		Ø 180,0	-ABS
	5/95-		R		18-0245	18-0245K		Ø 203,0	+ABS
	3/91-7/92		R		51-0050		Bdx	Ø 20,64 180,0x30	CRCl, RAI
	3/91-7/92		R		51-0051		Luc	Ø 20,64 180,0x30	CRCl, RAI
8/92-6/97		R		51-0004		Bdx	Ø 20,64 180,0x30	CRCl, RAI	
8/92-6/97		R		51-0054		Luc	Ø 20,64 180,0x30	CRCl, RAI	
1.6 i Eng.BDY(XU5M)/ BFZ(XU5JP) (65-66kW)	3/91-6/97		F		22-0032-1		Gir	Th 18,0	
	3/91-6/97		R		22-0038-0		Bdx	Th 11,0	+ABS
	91-97		F		23-0238			Ø 247,0 Th 20,5-18,5	Vent.
			R		23-0271			Ø 247,0 Th 8,0-6,0	+ABS
	3/91-6/97		R		53-0022	53-0022Y	Bdx	180,0x32	Ch -5718, -ABS, Hand Brake
	3/91-6/97		R		53-0322		Luc	180,0x32	-ABS, Hand Brake
	3/91-		R		18-0165	18-0165K		Ø 180,0	-ABS
	5/95-		R		18-0245	18-0245K		Ø 203,0	+ABS
	3/91-7/92		R		51-0050		Bdx	Ø 20,64 180,0x30	CRCl, RAI
	3/91-7/92		R		51-0051		Luc	Ø 20,64 180,0x30	CRCl, RAI
8/92-6/97		R		51-0004		Bdx	Ø 20,64 180,0x30	CRCl, RAI	
8/92-6/97		R		51-0054		Luc	Ø 20,64 180,0x30	CRCl, RAI	
97-00		R		51-0133		Luc	Ø 20,64 203,0x38	LUC, +ABS	
1.8 D Eng.161A(XUD7) (44kW)	93-97		F		23-0100		Bdx	Ø 247,0 Th 10,0-9,0	
	6/93-6/97		R		53-0022	53-0022Y	Bdx	180,0x32	Ch -5718, Hand Brake
	6/93-6/97		R		53-0322		Luc	180,0x32	Hand Brake
	93-97		R		18-0165	18-0165K		Ø 180,0	-ABS
	93-97		R		18-0245	18-0245K		Ø 203,0	+ABS




































































		Spare Parts	F/R	L/R	METELLI ref.	METELLI ref. w/KIT		DIMENSIONS mm.	NOTE
1.8 D Eng.161A(XUD7) (44kW)	97-00		R		51-0133		Luc	Ø 20,64 203,0x38	LUC, +ABS
1.8i Eng.LFZ(XU7JP) (74kW)	7/92-6/97		F		22-0032-1		Gir	Th 18,0	
	7/92-6/97		R		22-0038-0		Bdx	Th 11,0	+ABS
	92-97		F		23-0238			Ø 247,0 Th 20,5-18,5	Vent.
	92-97		R		23-0271			Ø 247,0 Th 8,0-6,0	+ABS
	7/92-6/97		R		53-0022	53-0022Y	Bdx	180,0x32	Ch -5718, -ABS, Hand Brake
	7/92-6/97		R		53-0322		Luc	180,0x32	-ABS, Hand Brake
	5/95-		R		18-0245	18-0245K		Ø 203,0	+ABS
	8/92-		R		18-0165	18-0165K		Ø 180,0	-ABS
	8/92-6/97		R		51-0004		Bdx	Ø 20,64 180,0x30	CRCI, RAI
	8/92-6/97		R		51-0054		Luc	Ø 20,64 180,0x30	CRCI, RAI
	92-7/92		R		51-0050		Bdx	Ø 20,64 180,0x30	CRCI, RAI
	92-7/92		R		51-0051		Luc	Ø 20,64 180,0x30	CRCI, RAI
97-00		R		51-0133		Luc	Ø 20,64 203,0x38	LUC, +ABS	
1.8i 16v Eng.LFY(XU7JP4) (81kW)	1/96-6/97		F		22-0032-1		Gir	Th 18,0	
	1/96-6/97		R		22-0038-0		Bdx	Th 11,0	+ABS
	96-97		F		23-0238			Ø 247,0 Th 20,5-18,5	Vent.
	96-97		R		23-0271			Ø 247,0 Th 8,0-6,0	+ABS
1.9 D Eng.D9B(XUD9A-U) (51kW)	6/94-6/97		F		22-0037-1		Bdx	Th 18,0	
	6/94-6/97		R		22-0038-0		Bdx	Th 11,0	+ABS
	94-97		F		23-0100		Bdx	Ø 247,0 Th 10,0-9,0	
	6/94-6/97		R		53-0022	53-0022Y	Bdx	180,0x32	Ch -5718, -ABS, Hand Brake
	6/94-6/97		R		53-0322		Luc	180,0x32	-ABS, Hand Brake
	6/94-6/97		R		53-0350		Luc	203,0x38	Hand Brake
	94-97		R		18-0165	18-0165K		Ø 180,0	-ABS
	94-97		R		18-0245	18-0245K		Ø 203,0	+ABS
	94-97		R		51-0004		Bdx	Ø 20,64 180,0x30	CRCI, RAI
	94-97		R		51-0054		Luc	Ø 20,64 180,0x30	CRCI, RAI
1.9 D Eng.DJZ(XUD9Y) (47kW)	-93		F		22-0049-2		Gir	Th 17,5	
	93-		F		22-0037-1		Bdx	Th 18,0	
	3/91-6/97		R		22-0038-0		Bdx	Th 11,0	+ABS
	91-97		F		23-0100		Bdx	Ø 247,0 Th 10,0-9,0	
	3/91-6/97		R		53-0022	53-0022Y	Bdx	180,0x32	Ch -5718, -ABS, Hand Brake
	3/91-6/97		R		53-0322		Luc	180,0x32	-ABS, Hand Brake
	3/91-6/97		R		53-0350		Luc	203,0x38	Hand Brake
	10/91-		R		18-0165	18-0165K		Ø 180,0	-ABS
	5/95-		R		18-0245	18-0245K		Ø 203,0	+ABS
	3/91-7/92		R		51-0050		Bdx	Ø 20,64 180,0x30	CRCI, RAI
	3/91-7/92		R		51-0051		Luc	Ø 20,64 180,0x30	CRCI, RAI
	8/92-6/97		R		51-0004		Bdx	Ø 20,64 180,0x30	CRCI, RAI
8/92-6/97		R		51-0054		Luc	Ø 20,64 180,0x30	CRCI, RAI	
1.9 DT Eng.XUD9TE (68kW)	92-94		F		22-0037-1		Bdx	Th 18,0	
	92-94		F		23-0100		Bdx	Ø 247,0 Th 10,0-9,0	
	92-		R		53-0022	53-0022Y	Bdx	180,0x32	Ch -5718, -ABS
	92-94		R		18-0165	18-0165K		Ø 180,0	-ABS
	92-94		R		51-0004		Bdx	Ø 20,64 180,0x30	CRCI, RAI
	92-94		R		51-0054		Luc	Ø 20,64 180,0x30	CRCI, RAI
1.9 i Eng.DKZ(XU9JA) (88kW)	3/91-6/97		F		22-0032-1		Gir	Th 18,0	
	3/91-6/97		R		22-0038-0		Bdx	Th 11,0	
	91-97		F		23-0238			Ø 247,0 Th 20,5-18,5	Vent.
	91-97		R		23-0271			Ø 247,0 Th 8,0-6,0	
1.9 TD Eng.DHY(XUD9TE-Y) (66kW)	7/92-6/97		F		22-0032-1		Gir	Th 18,0	
	7/92-6/97		R		22-0038-0		Bdx	Th 11,0	+ABS
	92-97		F		23-0238			Ø 247,0 Th 20,5-18,5	Vent.
	92-97		R		23-0271			Ø 247,0 Th 8,0-6,0	
	7/92-6/97		R		53-0350		Luc	203,0x38	Hand Brake
	92-97		R		18-0165	18-0165K		Ø 180,0	-ABS
	92-97		R		18-0245	18-0245K		Ø 203,0	+ABS
	92-97		R		51-0004		Bdx	Ø 20,64 180,0x30	CRCI, RAI
92-97		R		51-0054		Luc	Ø 20,64 180,0x30	CRCI, RAI	
2.0 i 16v Eng.RFS(XU10J4RS) (120-122kW)	5/96-6/97		F		22-0214-0		Gir	Th 19,0	
	5/96-6/97		R		22-0038-0		Bdx	Th 11,0	
	96-97		F		23-0336			Ø 283,0 Th 22,0-20,0	Vent.
	96-97		R		23-0271			Ø 247,0 Th 8,0-6,0	
2.0 i 16v Eng.RFT(XU10J4Z) (110kW)	94-97		F		23-0191			Ø 265,8 Th 20,5-18,4	Vent.
	94-97		R		23-0271			Ø 247,0 Th 8,0-6,0	

































		Spare Parts	F/R	L/R	METELLI ref.	METELLI ref. w/KIT		DIMENSIONS mm.	NOTE	
2.0 i 16v Eng.RFY(XU10J4Z) (112kW)	7/92-10/94		F		22-0099-1		Gir	Th 19,0		
			R		22-0038-0		Bdx	Th 11,0		
	92-94		F		23-0191			Ø 265,8 Th 20,5-18,4	Vent.	
			R		23-0271			Ø 247,0 Th 8,0-6,0		
2.0i Eng.RFX(XU10J2C) (89kW)	7/92-6/97		F		22-0032-1		Gir	Th 18,0		
			R		22-0038-0		Bdx	Th 11,0		
	92-97		F		23-0238			Ø 247,0 Th 20,5-18,5	Vent.	
			R		23-0271			Ø 247,0 Th 8,0-6,0		
<b>ZX (N2) Break 3/91-6/97</b>										
1.4 i Eng.KDX/KDZ(TU3M-Z) (55kW)	3/91-6/97		F		22-0037-1		Bdx	Th 18,0		
			R		23-0100		Bdx	Ø 247,0 Th 10,0-9,0		
	91-97		R		23-0271			Ø 247,0 Th 8,0-6,0	+ABS	
			R		53-0323		Bdx	228,6x42	-ABS, Hand Brake	
	91-97		R		18-0245	18-0245K		Ø 203,0	+ABS	
			R		18-0161			Ø 228,6	-ABS	
	91-97		R		51-0005		Bdx	Ø 20,64 228,6x42	RAI	
			R		23-0100		Bdx	Ø 247,0 Th 10,0-9,0		
1.4ie Eng.KFX(TU3JP) (55kW)	3/91-6/97		F		22-0037-1		Bdx	Th 18,0		
			R		23-0271			Ø 247,0 Th 8,0-6,0	+ABS	
	91-97		R		53-0323		Bdx	228,6x42	-ABS, Hand Brake	
			R		18-0245	18-0245K		Ø 203,0	+ABS	
	91-97		R		18-0161			Ø 228,6	-ABS	
			R		51-0005		Bdx	Ø 20,64 228,6x42	RAI	
	1.6 i Eng.BDY(XU5M)/ BFZ(XU5JP) (65-66kW)	3/91-6/97		F		22-0032-1		Gir	Th 18,0	
				R		23-0238			Ø 247,0 Th 20,5-18,5	Vent.
91-97			R		23-0271			Ø 247,0 Th 8,0-6,0	+ABS	
			R		53-0323		Bdx	228,6x42	-ABS, Hand Brake	
91-97			R		18-0245	18-0245K		Ø 203,0	+ABS	
			R		18-0161			Ø 228,6	-ABS	
91-97			R		51-0005		Bdx	Ø 20,64 228,6x42	RAI	
			R		23-0271			Ø 247,0 Th 8,0-6,0	+ABS	
1.8 D Eng.161A(XUD7) (44kW)	93-97		F		22-0037-1		Bdx	Th 18,0		
			R		23-0238			Ø 247,0 Th 20,5-18,5	Vent.	
	93-97		R		18-0245	18-0245K		Ø 203,0	+ABS	
			R		18-0161			Ø 228,6	-ABS	
	93-97		R		51-0005		Bdx	Ø 20,64 228,6x42	RAI	
			R		23-0238			Ø 247,0 Th 20,5-18,5	Vent.	
	1.8i Eng.LFZ(XU7JP) (74kW)	7/92-6/97		F		22-0032-1		Gir	Th 18,0	
				R		23-0238			Ø 247,0 Th 20,5-18,5	Vent.
92-97			R		23-0271			Ø 247,0 Th 8,0-6,0	+ABS	
			R		53-0323		Bdx	228,6x42	-ABS, Hand Brake	
92-97			R		18-0233			Ø 228,5		
			R		23-0271			Ø 247,0 Th 8,0-6,0	+ABS	
1.8i 16v Eng.LFY(XU7JP4) (81kW)		1/96-6/97		F		22-0032-1		Gir	Th 18,0	
				R		23-0238			Ø 247,0 Th 20,5-18,5	Vent.
	96-97		R		23-0271			Ø 247,0 Th 8,0-6,0	+ABS	
			R		18-0233			Ø 228,5		
	1.9 D Eng.D9B(XUD9A-U) (51kW)	6/94-6/97		F		22-0037-1		Bdx	Th 18,0	
				R		23-0238			Ø 247,0 Th 20,5-18,5	Vent.
		6/94-6/97		R		53-0323		Bdx	228,6x42	-ABS, Hand Brake
				R		53-0350		Luc	203,0x38	Hand Brake
94-97			R		18-0245	18-0245K		Ø 203,0	+ABS	
			R		18-0161			Ø 228,6	-ABS	
94-97			R		51-0005		Bdx	Ø 20,64 228,6x42	RAI	
			R		51-0133		Luc	Ø 20,64 203,0x38	LUC, +ABS	
1.9 D Eng.DJZ(XUD9Y) (47kW)	-93		F		22-0049-2		Gir	Th 17,5		
			R		22-0037-1		Bdx	Th 18,0		
	91-97		F		23-0238			Ø 247,0 Th 20,5-18,5	Vent.	
			R		53-0323		Bdx	228,6x42	-ABS, Hand Brake	
	91-97		R		53-0350		Luc	203,0x38	Hand Brake	
			R		18-0245	18-0245K		Ø 203,0	+ABS	
	91-97		R		18-0161			Ø 228,6	-ABS	
			R		51-0005		Bdx	Ø 20,64 228,6x42	RAI	
1.9 TD Eng.DHY(XUD9TE-Y) (66kW)	7/92-6/97		F		22-0032-1		Gir	Th 18,0		
			R		23-0238			Ø 247,0 Th 20,5-18,5	Vent.	
	92-97		R		23-0271			Ø 247,0 Th 8,0-6,0		
			R		53-0350		Luc	203,0x38	Hand Brake	
	92-97		R		18-0245	18-0245K		Ø 203,0	+ABS	
			R		18-0161			Ø 228,6	-ABS	
	92-97		R		51-0005		Bdx	Ø 20,64 228,6x42	RAI	
			R		23-0271			Ø 247,0 Th 8,0-6,0		



			SPARE PARTS	F/R	L/R	METELLI ref.	METELLI ref. w/KIT		DIMENSIONS mm.	NOTE
<b>Berlingo I Van 7/96-5/08</b>										
1.1 Eng.HDZ(TU1M) (40kW)	-00		F			22-0217-0		Gir	Th 19,0	
	00-02		F			22-0217-1		Gir	Th 19,0	
	96-		F			23-0401			Ø 265,5 Th 13,0-11,0	Ch -09428
	-3/08		F			23-0555			Ø 266,0 Th 22,0-20,0	Ch 09128/09429-, Vent.
	7/96-		F			23-0191			Ø 265,8 Th 20,5-18,4	Vent., Ch -09127
	7/96-		R			18-0233			Ø 228,5	
96-		R			51-0140		Luc	Ø 22,00 228,6x42	LUC	
1.4 Bivalent (48kW)	-02		F			22-0217-1		Gir	Th 19,0	
	02-		F			22-0327-0		Bosch	Th 19,0	
	11/02-3/08		F			23-0555			Ø 266,0 Th 22,0-20,0	Vent.
	02-		R			51-0140		Luc	Ø 22,00 228,6x42	LUC
1.4 i, Bivalent Eng.KFX/KFW(TU3JP) (55kW)	-00		F			22-0217-0		Gir	Th 19,0	
	00-02		F			22-0217-1		Gir	Th 19,0	
	02-		F			22-0327-0		Bosch	Th 19,0	
	96-		F			23-0401			Ø 265,5 Th 13,0-11,0	Ch -09428
	11/02-3/08		F			23-0555			Ø 266,0 Th 22,0-20,0	Vent., Only Bivalent
	-3/08		F			23-0555			Ø 266,0 Th 22,0-20,0	Ch 09128/09429-, Vent.
	7/96-		F			23-0191			Ø 265,8 Th 20,5-18,4	Vent., Ch -09127
	7/96-		R			18-0233			Ø 228,5	
96-			R			51-0140		Luc	Ø 22,00 228,6x42	LUC
1.6 16v Eng.NFU(TU5JP4) (80kW)	-02		F			22-0217-1		Gir	Th 19,0	
	02-		F			22-0322-1		Bosch	Th 19,0	+ESP
	02-		F			22-0327-0		Bosch	Th 19,0	-ESP
	10/00-		R			22-0100-1		Gir	Th 17,0	+ESP
	10/00-		F			23-0555			Ø 266,0 Th 22,0-20,0	Ch 09128-, Vent.
	7/96-		F			23-0191			Ø 265,8 Th 20,5-18,4	Vent., Ch -09127
1.6 HDi Eng.DV6ATED4 (66kW)	7/05-		F			22-0322-1		Bosch	Th 19,0	+ESP
	7/05-		F			22-0327-0		Bosch	Th 19,0	-ESP
	7/05-		R			22-0100-1		Gir	Th 17,0	+ESP
	05-		F			23-0555			Ø 266,0 Th 22,0-20,0	Vent., +ABS, -ESP
	05-		F			23-0566			Ø 283,0 Th 26,0-24,0	Vent., +ABS, +ESP
	05-		R			23-0567			Ø 246,7 Th 9,0-7,0	+ABS, +ESP
05-		R			18-0233			Ø 228,5	+ABS, -ESP	
1.6 HDi Eng.DV6B (55kW)	7/05-		F			22-0322-1		Bosch	Th 19,0	+ESP
	7/05-		F			22-0327-0		Bosch	Th 19,0	-ESP
	7/05-		R			22-0100-1		Gir	Th 17,0	+ESP
	05-		F			23-0555			Ø 266,0 Th 22,0-20,0	Vent., +ABS, -ESP
	05-		F			23-0566			Ø 283,0 Th 26,0-24,0	Vent., +ABS, +ESP
	05-		R			23-0567			Ø 246,7 Th 9,0-7,0	+ABS, +ESP
05-		R			18-0233			Ø 228,5	+ABS, -ESP	
1.8 D Eng.A9A(XUD7) (43kW)	-00		F			22-0217-0		Gir	Th 19,0	
	00-02		F			22-0217-1		Gir	Th 19,0	
	02-		F			22-0327-0		Bosch	Th 19,0	
	96-		F			23-0555			Ø 266,0 Th 22,0-20,0	Ch 09128-, Vent.
	96-		F			23-0191			Ø 265,8 Th 20,5-18,4	Ch -09127, Vent.
	7/96-		R			18-0233			Ø 228,5	
96-		R			51-0140		Luc	Ø 22,00 228,6x42	LUC	
1.8i Eng.LFX(XU7JB) (66kW)	-00		F			22-0217-0		Gir	Th 19,0	
	00-02		F			22-0217-1		Gir	Th 19,0	
	99-		F			23-0555			Ø 266,0 Th 22,0-20,0	Ch 09128-, Vent.
	99-		F			23-0191			Ø 265,8 Th 20,5-18,4	Ch -09127, Vent.
1.9 D Eng.DJY(XUD9A) (50kW)	-00		F			22-0217-0		Gir	Th 19,0	
	00-02		F			22-0217-1		Gir	Th 19,0	
	02-		F			22-0327-0		Bosch	Th 19,0	
	96-		F			23-0555			Ø 266,0 Th 22,0-20,0	Ch 09128-, Vent.
	96-		F			23-0191			Ø 265,8 Th 20,5-18,4	Ch -09127, Vent.
	7/96-		R			18-0233			Ø 228,5	
96-		R			51-0140		Luc	Ø 22,00 228,6x42	LUC	
1.9 D, 4WD Eng.WJZ(DW8) (51kW)	-00		F			22-0217-0		Gir	Th 19,0	
	00-02		F			22-0217-1		Gir	Th 19,0	
	02-		F			22-0327-0		Bosch	Th 19,0	
	98-		F			23-0555			Ø 266,0 Th 22,0-20,0	Ch 09128-, Vent.
	98-		F			23-0191			Ø 265,8 Th 20,5-18,4	Ch -09127, Vent.
	98-			R			18-0233			Ø 228,5































		Spare Parts	F/R	L/R	METELLI ref.	METELLI ref. w/KIT		DIMENSIONS mm.	NOTE
1.9 D, 4WD Eng.WJZ(DW8) (51kW)	98-		R		51-0140		Luc	Ø 22,00 228,6x42	LUC
2.0 HDi Eng.RHY(DW10TD) (66kW)	-02		F		22-0217-1		Gir	Th 19,0	
	02-		F		22-0322-1		Bosch	Th 19,0	+ESP
	02-		F		22-0327-0		Bosch	Th 19,0	-ESP
	12/99-		R		22-0100-1		Gir	Th 17,0	+ESP
			F		23-0555			Ø 266,0 Th 22,0-20,0	Ch 09128-, Vent.
	12/99-		F		23-0191			Ø 265,8 Th 20,5-18,4	Ch -09127, Vent.
	12/99-		R		23-0567			Ø 246,7 Th 9,0-7,0	+ESP
	12/99-		R		18-0233			Ø 228,5	
	12/99-		R		51-0140		Luc	Ø 22,00 228,6x42	LUC
<b>Berlingo II Van 6/08-</b>									
1.6 16v Eng.NFR(TU5JP) (66kW)	08-		F		22-0800-0		Ate	Th 18,5	
	08-		R		22-0816-0		Gir	Th 16,5	
	6/08-		F		23-0566			Ø 283,0 Th 26,0-24,0	Vent.
1.6 16v Eng.NFU(TU5JP4) (80kW)	08-		F		22-0800-0		Ate	Th 18,5	
	08-		R		22-0816-0		Gir	Th 16,5	
	6/08-		F		23-0566			Ø 283,0 Th 26,0-24,0	Vent.
1.6 HDi Eng.DV6ATED4 (66kW)	08-		F		22-0800-0		Ate	Th 18,5	
	08-		R		22-0816-0		Gir	Th 16,5	
	6/08-		F		23-0566			Ø 283,0 Th 26,0-24,0	Vent.
1.6 HDi Eng.DV6B (55kW)	08-		F		22-0800-0		Ate	Th 18,5	
	08-		R		22-0816-0		Gir	Th 16,5	
	6/08-		F		23-0566			Ø 283,0 Th 26,0-24,0	Vent.
1.6 HDi Eng.DV6TED4 (80kW)	08-		F		22-0800-0		Ate	Th 18,5	
	08-		R		22-0816-0		Gir	Th 16,5	
	6/08-		F		23-0566			Ø 283,0 Th 26,0-24,0	Vent.
<b>C15 (VD), Van 10/84-</b>									
0.95 Eng.XV8-TU9 (33kW)	-88		F		22-0025-0		Citr	Th 13,0	
	88-		F		22-0049-0		Gir	Th 17,5	
			F		23-0100		Bdx	Ø 247,0 Th 10,0-9,0	Vett 4196-
	84-		F		23-0065			Ø 244,0 Th 9,0-8,1	Vett -4195
	10/84-12/97		R		53-0324	53-0324K	Bdx	228,6x42	Hand Brake
	10/84-87		R		18-0162			Ø 228,6	
1.1 Eng.109-5F/ K (35-37kW)	11/86-		R		18-0161			Ø 228,6	
	-88		F		22-0025-0		Citr	Th 13,0	
	88-		F		22-0049-0		Gir	Th 17,5	
			F		23-0100		Bdx	Ø 247,0 Th 10,0-9,0	Vett 4196-
	84-		F		23-0065			Ø 244,0 Th 9,0-8,1	Vett -4195
	10/84-12/96		R		53-0324	53-0324K	Bdx	228,6x42	Hand Brake
1.1 Eng.A-XY 6C (42kW)	4/85-4/88		R		18-0162			Ø 228,6	
	5/88-		R		18-0161			Ø 228,6	
	-88		F		22-0025-0		Citr	Th 13,0	
1.1 Eng.E1A (35kW)	88-		F		22-0049-0		Gir	Th 17,5	
	-88		F		23-0100		Bdx	Ø 247,0 Th 10,0-9,0	Vett 4196-
	84-		F		23-0065			Ø 244,0 Th 9,0-8,1	Vett -4195
1.1 Eng.HDZ(TU1M) (44kW)	10/84-12/96		R		53-0324	53-0324K	Bdx	228,6x42	Hand Brake
	4/85-4/88		R		18-0162			Ø 228,6	
	5/88-		R		18-0161			Ø 228,6	
	-88		F		22-0025-0		Citr	Th 13,0	
	88-		F		22-0049-0		Gir	Th 17,5	
			F		23-0100		Bdx	Ø 247,0 Th 10,0-9,0	Vett 4196-
1.3 Eng.G1A (47kW)	88-		F		23-0065			Ø 244,0 Th 9,0-8,1	Vett -4195
	87-88		R		53-0324	53-0324K	Bdx	228,6x42	Hand Brake
	7/87-5/88		R		18-0162			Ø 228,6	
	7/87-6/88		R		18-0161			Ø 228,6	
	-88		F		22-0025-0		Citr	Th 13,0	
	88-		F		22-0049-0		Gir	Th 17,5	
1.4 Eng.K1H(TU3A) (49kW)			F		23-0100		Bdx	Ø 247,0 Th 10,0-9,0	Vett 4196-
	87-		F		23-0065			Ø 244,0 Th 9,0-8,1	Vett -4195
	7/87-12/96		R		53-0324	53-0324K	Bdx	228,6x42	Hand Brake
	7/87-12/96		R		53-0340	53-0340K	Bdx	228,6x42	14Inch Wheels, Hand Brake
	-88		F		22-0025-0		Citr	Th 13,0	
	88-		F		22-0049-0		Gir	Th 17,5	

		Spare Parts	F/R	L/R	METELLI ref.	METELLI ref. w/KIT		DIMENSIONS mm.	NOTE
1.4 Eng.K1H(TU3A) (49kW)	2/87-4/88		R		18-0162			Ø 228,6	
	5/88-		R		18-0161			Ø 228,6	
1.4 E Eng.150B/ C,D,Y(XY7) (44-59kW)	-88		F		22-0025-0		Citr	Th 13,0	
	88-		F		22-0049-0		Gir	Th 17,5	
	87-		F		23-0100		Bdx	Ø 247,0 Th 10,0-9,0	Vett 4196-
			F		23-0065			Ø 244,0 Th 9,0-8,1	Vett -4195
	5/87-12/96		R		53-0324	53-0324K	Bdx	228,6x42	Hand Brake
	5/87-12/96		R		53-0340	53-0340K	Bdx	228,6x42	14Inch Wheels, Hand Brake
2/87-4/88		R		18-0162			Ø 228,6		
	5/88-		R		18-0161			Ø 228,6	
1.4 E Eng.K3A (40kW)	-88		F		22-0025-0		Citr	Th 13,0	
	88-		F		22-0049-0		Gir	Th 17,5	
	87-		F		23-0100		Bdx	Ø 247,0 Th 10,0-9,0	Vett 4196-
			F		23-0065			Ø 244,0 Th 9,0-8,1	Vett -4195
	2/87-4/88		R		18-0162			Ø 228,6	
	5/88-		R		18-0161			Ø 228,6	
1.4 i Eng.KDY(TU3M/FM) (55kW)	5/91-12/96		F		22-0049-0		Gir	Th 17,5	
	91-		F		23-0100		Bdx	Ø 247,0 Th 10,0-9,0	Vett 4196-
			F		23-0065			Ø 244,0 Th 9,0-8,1	Vett -4195
	5/91-12/96		R		53-0324	53-0324K	Bdx	228,6x42	Hand Brake
	5/91-12/96		R		53-0340	53-0340K	Bdx	228,6x42	14Inch Wheels, Hand Brake
	91-96		R		18-0161			Ø 228,6	
1.8 D Eng.161A(XUD7) (44kW)	-88		F		22-0025-0		Citr	Th 13,0	
	88-		F		22-0049-0		Gir	Th 17,5	
	86-		F		23-0100		Bdx	Ø 247,0 Th 10,0-9,0	
	7/86-12/00		R		53-0324	53-0324K	Bdx	228,6x42	Hand Brake
	7/86-12/00		R		53-0340	53-0340K	Bdx	228,6x42	Hand Brake
	86-		R		18-0161			Ø 228,6	
1.9 D Eng.WJX(DW8B) (44kW)	86-		R		51-0036		Bdx	Ø 22,00 228,0x40	RAD
	12/00-		F		22-0049-0		Gir	Th 17,5	
	00-		F		23-0100		Bdx	Ø 247,0 Th 10,0-9,0	
	00-		R		18-0161			Ø 228,6	
00-		R		51-0036		Bdx	Ø 22,00 228,0x40	RAD	
<b>C2 Van 9/03-</b>									
1.4 HDi Eng.DV4TD (50kW)	9/03-		F		22-0328-0		Gir	Th 19,0	
	9/03-		F		23-0401			Ø 265,5 Th 13,0-11,0	
	9/03-		R		18-0363	18-0363K		Ø 203,0	
	03-		R		51-0190		Bosch	Ø 20,64 203,2x39	RAI, +ABS
<b>C22 1/81-8/84</b>									
1.8	1/81-8/84		R		53-0062		Luc	254,0x57	Hand Brake
	81-8/84		R		18-0015			Ø 254,0	
2.5 D	1/81-8/84		R		53-0062		Luc	254,0x57	Hand Brake
	81-8/84		R		18-0015			Ø 254,0	
<b>C25 (280, 290) 9/81-2/94</b>									
1.8 E Eng.169(XM7T) (51kW)	7/87-2/94		F		22-0031-0		Gir	Th 19,0	
	87-		F		23-0134			Ø 255,5 Th 16,0-13,5	Ch 0154462-
			F		23-0093			Ø 255,5 Th 13,0-11,8	Ch -0154461
	7/87-2/94		R		53-0062		Luc	254,0x57	Hand Brake
	87-		R		18-0015			Ø 254,0	
	87-		R		51-0103		Luc	Ø 22,22 254,0x57	LUC, 8Q
	-94		R		51-0102		Luc	Ø 25,40 254,0x57	LUC, 10-14Q
	-94		R		51-0065		Luc	Ø 27,00 254,0x57	LUC, 18Q
1.9 D Eng.D9B(XUD9A-U) (51kW)	7/87-2/94		F		22-0031-0		Gir	Th 19,0	
	7/87-2/94		R		53-0062		Luc	254,0x57	Hand Brake
	87-		R		18-0015			Ø 254,0	
	-94		R		51-0102		Luc	Ø 25,40 254,0x57	LUC, 10-14Q
	-94		R		51-0065		Luc	Ø 27,00 254,0x57	LUC, 18Q
1.9 TD Eng.M705(280A1 FIAT) (60kW)	4/92-2/94		R		53-0062		Luc	254,0x57	Hand Brake
	92-		R		18-0015			Ø 254,0	
	-94		R		51-0102		Luc	Ø 25,40 254,0x57	LUC, 10-14Q
	-94		R		51-0065		Luc	Ø 27,00 254,0x57	LUC, 18Q
2.0 E, Van Eng.170A/ B(XN1T) (58kW)	9/81-2/94		F		22-0031-0		Gir	Th 19,0	
	81-		F		23-0134			Ø 255,5 Th 16,0-13,5	Ch 0154462-
			F		23-0093			Ø 255,5 Th 13,0-11,8	Ch -0154461
	9/81-2/94		R		53-0062		Luc	254,0x57	Hand Brake
	10/81-		R		18-0015			Ø 254,0	
	81-12/82		R		51-0101		Luc	Ø 22,22 254,0x57	LUC, 10-14Q













		Spare Parts	F/R	L/R	METELLI ref.	METELLI ref. w/KIT		DIMENSIONS mm.	NOTE
2.0 E, Van Eng.170A/ B(XN1T) (58kW)	-94		R		51-0102		Luc	Ø 25,40 254,0x57	LUC, 10-14Q
			R		51-0065		Luc	Ø 27,00 254,0x57	LUC, 18Q
2.0, Van, Flatbed Eng.170C (62kW)	2/91-2/94		F		22-0031-0		Gir	Th 19,0	
			F		23-0134			Ø 255,5 Th 16,0-13,5	Ch 0154462-
	91-2/91-2/94		F		23-0093			Ø 255,5 Th 13,0-11,8	Ch -0154461
			R		53-0062		Luc	254,0x57	Hand Brake
	91-2/91-2/94		R		18-0015			Ø 254,0	
			R		51-0102		Luc	Ø 25,40 254,0x57	LUC, 10-14Q
	-94		R		51-0065		Luc	Ø 27,00 254,0x57	LUC, 18Q
			R		53-0068		Luc	254,0x57	18Q
2.5 D 4x4 (55kW)	11/83-12/86		R		53-0062		Luc	254,0x57	Exc. 18Q, Hand Brake
			R		53-0062		Luc	254,0x57	18Q
2.5 D, 4WD Eng.CRD93L(U25-661) (54kW)	1/87-2/94		F		22-0031-0		Gir	Th 19,0	
			F		22-0058-1		Gir	Th 19,0	18Q
	87-1/87-2/94		F		23-0134			Ø 255,5 Th 16,0-13,5	Ch 0154462-
			F		23-0093			Ø 255,5 Th 13,0-11,8	Ch -0154461
	87-1/87-2/94		R		53-0068		Luc	254,0x57	18Q
			R		53-0062		Luc	254,0x57	Exc. 18Q, Hand Brake
	87-1/87-2/94		R		18-0015			Ø 254,0	
			R		51-0102		Luc	Ø 25,40 254,0x57	LUC, 10-14Q
	-94		R		51-0065		Luc	Ø 27,00 254,0x57	LUC, 18Q
			R		22-0031-0		Gir	Th 19,0	
2.5 TD Eng.CRD93LS(U25-673/ M25-648) (70kW)	8/87-2/94		F		22-0058-1		Gir	Th 19,0	18Q
			F		23-0161			Ø 289,5 Th 16,0-14,8	
	87-8/87-2/94		R		53-0068		Luc	254,0x57	18Q
			R		53-0062		Luc	254,0x57	Exc. 18Q, Hand Brake
	87-8/87-2/94		R		18-0015			Ø 254,0	
			R		51-0102		Luc	Ø 25,40 254,0x57	LUC, 10-14Q
	-94		R		51-0065		Luc	Ø 27,00 254,0x57	LUC, 18Q
			R		51-0065		Luc	Ø 27,00 254,0x57	LUC, 18Q
<b>C3 Van 2/03-10/09</b>									
1.4 Eng.KFV(TU3JP) (54kW)	2/03-2/02-2/02-		F		22-0328-0		Gir	Th 19,0	
			F		23-0401			Ø 265,5 Th 13,0-11,0	
			R		18-0363	18-0363K		Ø 203,0	
1.4 HDi Eng.DV4TD (50kW)	2/03-2/02-2/02-		F		22-0328-0		Gir	Th 19,0	
			F		23-0401			Ø 265,5 Th 13,0-11,0	
			R		18-0363	18-0363K		Ø 203,0	
<b>C35 11/73-1/94</b>									
2.0 Eng.B20-614 (65kW)	74-74-		F		23-0076			Ø 285,0 Th 20,0-18,8	Vent.
			R		23-0077			Ø 279,0 Th 9,0-8,1	
2.2 D Eng.B22-615 (45kW)	74-74-		F		23-0076			Ø 285,0 Th 20,0-18,8	Vent.
			R		23-0077			Ø 279,0 Th 9,0-8,1	
2.5 D Eng.B25-637 (51kW)	80-80-		F		23-0076			Ø 285,0 Th 20,0-18,8	Vent.
			R		23-0077			Ø 279,0 Th 9,0-8,1	
<b>C4 Van 1/04-</b>									
1.6 16v HDi Eng.DV6ATED4 (66kW)	1/04-1/04-1/04-		F		22-0327-0		Bosch	Th 19,0	
			R		22-0639-0		Bosch	Th 17,5	
			R		22-0100-1		Gir	Th 17,0	
	04-04-		F		23-0555			Ø 266,0 Th 22,0-20,0	Vent., -ESP
			F		23-0566			Ø 283,0 Th 26,0-24,0	Vent., +ESP
<b>C8 Van 1/02-</b>									
2.0 HDi Eng.RHK(DW10UTED4) (88kW)	-07-07-1/02-		F		22-0530-0		Gir	Th 19,0	
			F		22-0530-2		Gir	Th 19,0	
			R		22-0100-1		Gir	Th 17,0	
	06-06-		F		23-0615			Ø 285,0 Th 28,0-26,0	Vent.
			R		23-0554			Ø 272,0 Th 12,0-11,0	
			R		22-0530-0		Gir	Th 19,0	
2.0 HDi Eng.RHR(DW10BTED4) (100kW)	-07-07-1/02-		F		22-0530-2		Gir	Th 19,0	
			R		22-0100-1		Gir	Th 17,0	
			F		23-0615			Ø 285,0 Th 28,0-26,0	Vent.
	02-02-		R		23-0554			Ø 272,0 Th 12,0-11,0	
			R		23-0554			Ø 272,0 Th 12,0-11,0	
<b>Dispatch 1/94-12/00</b>									
1.6 Eng.XU5JP (66kW)	1/94-12/00		R		53-0074		Bdx	256,0x61	Hand Brake
			R		18-0017			Ø 255,0	
			F		23-0338			Ø 281,0 Th 26,0-24,2	Vent.
			R		23-0337			Ø 295,0 Th 10,0-8,0	+ABS
1/94-12/00		R		53-0074	53-0074Y	Bdx	256,0x61	Hand Brake	
		R		18-0017			Ø 255,0		

				SPARE PARTS	F/R	L/R	METELLI ref.	METELLI ref. w/KIT		DIMENSIONS mm.	NOTE
<b>Jumper I (230)/ Relay 3/94-4/02</b>											
1.9 D Eng.D9B(XUD9A-U) (51kW)	1/94-4/02		F				22-0154-1		Gir	Th 19,5	31
	1/94-4/02		F				22-0155-1		Gir	Th 19,5	35
	94-02		F				23-0339			Ø 281,0 Th 18,0-15,9	10-14Q
	94-4/02		R				23-0731			Ø 280,0 Th 16,0-14,2	10Q
	1/94-4/02		R				53-0082		Ap	254,0x57	
	1/94-4/02		R				53-0072		Luc	254,0x57	Hand Brake
	2/94-		R				18-0015			Ø 254,0	10-14Q
	94-		R				18-0015			Ø 254,0	
	99-		R				51-0073		Luc	Ø 25,40 254,0x57	LUC, 10-14Q
	99-		R				51-0074		Luc	Ø 28,60 254,0x57	LUC, 18Q
1.9 D Eng.DJY (XUD9A) (50kW)	99-02		F				22-0154-1		Gir	Th 19,5	31
	99-02		F				22-0155-1		Gir	Th 19,5	35
	99-02		F				23-0339			Ø 281,0 Th 18,0-15,9	10-14Q
	99-02		R				23-0731			Ø 280,0 Th 16,0-14,2	10Q
	99-02		R				53-0082		Ap	254,0x57	
1.9 TD Eng.D8C(XUD9UTF) (66kW)	-99		F				22-0154-0		Gir	Th 19,5	
	99-		F				22-0154-1		Gir	Th 19,5	
	94-02		F				23-0339			Ø 281,0 Th 18,0-15,9	10-14Q
	94-4/02		R				23-0731			Ø 280,0 Th 16,0-14,2	10-14Q
	8/94-4/02		R				53-0082		Ap	254,0x57	
	8/94-4/02		R				53-0072		Luc	254,0x57	10-14Q, Hand Brake
	8/94-4/02		R				53-0073		Luc	254,0x57	18Q, Hand Brake
	2/94-		R				18-0015			Ø 254,0	10-14Q
	94-		R				51-0073		Luc	Ø 25,40 254,0x57	LUC, 10-14Q
	94-		R				51-0074		Luc	Ø 28,60 254,0x57	LUC, 18Q
1.9 TD Eng.D8C(XUD9UTF) (68kW)	-99		F				22-0154-0		Gir	Th 19,5	
	99-		F				22-0154-1		Gir	Th 19,5	
	96-02		F				23-0339			Ø 281,0 Th 18,0-15,9	10-14Q
	8/96-4/02		R				53-0082		Ap	254,0x57	
	8/96-4/02		R				53-0072		Luc	254,0x57	10-14Q, Hand Brake
	8/96-4/02		R				53-0073		Luc	254,0x57	18Q, Hand Brake
	96-		R				18-0015			Ø 254,0	10-14Q
	96-		R				51-0073		Luc	Ø 25,40 254,0x57	LUC, 10-14Q
96-		R				51-0074		Luc	Ø 28,60 254,0x57	LUC, 18Q	
1.9 TD Eng.DHX(XUD9TF-BTF) (66kW)	-99		F				22-0154-0		Gir	Th 19,5	
	99-		F				22-0154-1		Gir	Th 19,5	
	94-02		F				23-0339			Ø 281,0 Th 18,0-15,9	10-14Q
	94-4/02		R				23-0731			Ø 280,0 Th 16,0-14,2	10-14Q
	3/94-4/02		R				53-0082		Ap	254,0x57	
	3/94-4/02		R				53-0072		Luc	254,0x57	10-14Q, Hand Brake
	3/94-4/02		R				53-0073		Luc	254,0x57	18Q, Hand Brake
	2/94-		R				18-0015			Ø 254,0	10-14Q
	94-		R				51-0073		Luc	Ø 25,40 254,0x57	LUC, 10-14Q
	94-		R				51-0074		Luc	Ø 28,60 254,0x57	LUC, 18Q
2.0 HDi Eng.RHV(DW10UTD) (62kW)	01-02		F				23-0339			Ø 281,0 Th 18,0-15,9	10-14Q
	01-02		R				18-0015			Ø 254,0	10-14Q
	01-02		R				18-0016			Ø 254,0	18Q
	01-		R				51-0073		Luc	Ø 25,40 254,0x57	LUC, 10-14Q
01-		R				51-0074		Luc	Ø 28,60 254,0x57	LUC, 18Q	
2.0i Eng.RFW(XU10J2U) (80kW)	-99		F				22-0154-0		Gir	Th 19,5	
	99-		F				22-0154-1		Gir	Th 19,5	
	96-02		F				23-0339			Ø 281,0 Th 18,0-15,9	10-14Q
	2/94-3/02		F				23-0341			Ø 300,0 Th 24,0-21,9	Vent., 18Q
	11/01-3/02		R				23-0732			Ø 280,0 Th 16,0-14,2	18Q
	94-4/02		R				23-0731			Ø 280,0 Th 16,0-14,2	10Q
	3/94-4/02		R				53-0082		Ap	254,0x57	
	3/94-4/02		R				53-0072		Luc	254,0x57	10-14Q, Hand Brake
	3/94-4/02		R				53-0073		Luc	254,0x57	18Q, Hand Brake
	96-		R				18-0015			Ø 254,0	10-14Q
	96-		R				18-0016			Ø 254,0	18Q
96-		R				51-0073		Luc	Ø 25,40 254,0x57	LUC, 10-14Q	
96-		R				51-0074		Luc	Ø 28,60 254,0x57	LUC, 18Q	
2.0i Eng.RFX(XU10J2C) (90kW)	-99		F				22-0154-0		Gir	Th 19,5	
	99-		F				22-0154-1		Gir	Th 19,5	
	94-02		F				23-0339			Ø 281,0 Th 18,0-15,9	10-14Q
	94-02		F				23-0341			Ø 300,0 Th 24,0-21,9	Vent., 18Q













		Spare Parts	F/R	L/R	METELLI ref.	METELLI ref. w/KIT		DIMENSIONS mm.	NOTE
2.0i Eng.RFX(XU10J2C) (90kW)	94-02		R		23-0731			Ø 280,0 Th 16,0-14,2	10Q
	94-02		R		23-0732			Ø 280,0 Th 16,0-14,2	18Q
	1/94-4/02		R		53-0082		Ap	254,0x57	
2.5 D, 4WD Eng.T9A(DJ5) (63kW)	-99		F		22-0155-0		Gir	Th 19,5	
	99-		F		22-0155-1		Gir	Th 19,5	
	96-02		F		23-0339			Ø 281,0 Th 18,0-15,9	10-14Q
	96-02		F		23-0341			Ø 300,0 Th 24,0-21,9	Vent., 18Q
	11/01-3/02		R		23-0732			Ø 280,0 Th 16,0-14,2	18Q
	94-4/02		R		23-0731			Ø 280,0 Th 16,0-14,2	10Q
	3/94-4/02		R		53-0082		Ap	254,0x57	
	3/94-4/02		R		53-0072		Luc	254,0x57	10-14Q, Hand Brake
	3/94-4/02		R		53-0073		Luc	254,0x57	18Q, Hand Brake
	96-02		R		18-0015			Ø 254,0	10-14Q
	96-02		R		18-0016			Ø 254,0	18Q
	96-02		R		51-0073		Luc	Ø 25,40 254,0x57	LUC, 10-14Q
	96-02		R		51-0074		Luc	Ø 28,60 254,0x57	LUC, 18Q
	2.5 TD Eng.DK5-ATE (96kW)	-99		F		22-0155-0		Gir	Th 19,5
99-			F		22-0155-1		Gir	Th 19,5	
95-02			F		23-0340			Ø 280,0 Th 24,0-21,9	Vent., 10-14Q
95-02			F		23-0341			Ø 300,0 Th 24,0-21,9	Vent., 18Q
95-02			R		53-0082		Ap	254,0x57	
2.5 TD, 4WD Eng.T8A(DJ5T) (76kW)		-99		F		22-0155-0		Gir	Th 19,5
	99-		F		22-0155-1		Gir	Th 19,5	
	96-02		F		23-0340			Ø 280,0 Th 24,0-21,9	Vent., 10-14Q
	96-02		F		23-0341			Ø 300,0 Th 24,0-21,9	Vent., 18Q
	11/01-3/02		R		23-0732			Ø 280,0 Th 16,0-14,2	18Q
	8/94-3/02		R		23-0731			Ø 280,0 Th 16,0-14,2	14Q
	3/94-4/02		R		53-0082		Ap	254,0x57	
	3/94-4/02		R		53-0072		Luc	254,0x57	10-14Q, Hand Brake
	3/94-4/02		R		53-0073		Luc	254,0x57	18Q, Hand Brake
	96-02		R		18-0015			Ø 254,0	14Q
	96-02		R		18-0016			Ø 254,0	18Q
	96-02		R		51-0075		Luc	Ø 27,00 254,0x57	LUC, 14Q
96-02		R		51-0074		Luc	Ø 28,60 254,0x57	LUC, 18Q	
2.5 TDi, 4WD Eng.THX(DJ5TED) (79kW)	-99		F		22-0155-0		Gir	Th 19,5	
	99-		F		22-0155-1		Gir	Th 19,5	
	96-00		F		23-0340			Ø 280,0 Th 24,0-21,9	Vent., 10-14Q
	12/96-11/00		F		23-0341			Ø 300,0 Th 24,0-21,9	Vent., 18Q
	12/96-11/00		R		53-0082		Ap	254,0x57	
	12/96-11/00		R		53-0072		Luc	254,0x57	10-14Q, Hand Brake
	12/96-11/00		R		53-0073		Luc	254,0x57	18Q, Hand Brake
	96-00		R		18-0015			Ø 254,0	14Q
	96-00		R		18-0016			Ø 254,0	18Q
	96-00		R		51-0075		Luc	Ø 27,00 254,0x57	LUC, 14Q
96-00		R		51-0074		Luc	Ø 28,60 254,0x57	LUC, 18Q	
2.8 HDi, 4x4 Eng.8140.43S (94kW)	9/00-4/02		F		22-0154-1		Gir	Th 19,5	
	9/00-4/02		F		22-0155-1		Gir	Th 19,5	
	00-02		F		23-0341			Ø 300,0 Th 24,0-21,9	Vent., 18Q
	9/00-3/02		F		23-0340			Ø 280,0 Th 24,0-21,9	Vent., 14Q
	11/01-3/02		R		23-0731			Ø 280,0 Th 16,0-14,2	14Q
	11/01-3/02		R		23-0732			Ø 280,0 Th 16,0-14,2	18Q
	9/00-4/02		R		53-0089	53-0089K		170,0x45	
	9/00-4/02		R		53-0082		Ap	254,0x57	Flat Car
	9/00-4/02		R		53-0072		Luc	254,0x57	10-14Q, Hand Brake
	9/00-4/02		R		53-0073		Luc	254,0x57	18Q, Hand Brake
	00-02		R		18-0016			Ø 254,0	18Q
	00-02		R		51-0074		Luc	Ø 28,60 254,0x57	LUC, 18Q
<b>Jumper II (244)/ Relay 4/02-3/06</b>									
2.0 Eng.XU10J2 (81kW)	4/02-		F		22-0325-0		Bre	Th 19,5	29-33
	4/02-		F		22-0326-0		Bre	Th 19,5	35
	4/02-		R		22-0532-0		Bre	Th 20,0	35
	4/02-		F		23-0340			Ø 280,0 Th 24,0-21,9	Vent., 10-14Q
	4/02-		F		23-0341			Ø 300,0 Th 24,0-21,9	Vent., 18Q
	4/02-		R		23-0731			Ø 280,0 Th 16,0-14,2	10-14Q
	4/02-		R		23-0732			Ø 280,0 Th 16,0-14,2	18Q
	4/02-3/06		R		53-0089	53-0089K		170,0x45	
	4/02-3/06		R		53-0082		Ap	254,0x57	Flat Car



		Spare Parts	F/R	L/R	METELLI ref.	METELLI ref. w/KIT		DIMENSIONS mm.	NOTE
2.0 bivalent Eng.XU10J2 (81kW)	2/03-	F	F		22-0325-0		Bre	Th 19,5	29-33
	2/03-		F		22-0326-0		Bre	Th 19,5	35
	2/03-	F	F		23-0340			Ø 280,0 Th 24,0-21,9	Vent., 10-14Q
	2/03-		F		23-0341			Ø 300,0 Th 24,0-21,9	Vent., 18Q
	2/03-	R	R		23-0731			Ø 280,0 Th 16,0-14,2	10-14Q
	2/03-		R		23-0732			Ø 280,0 Th 16,0-14,2	18Q
	2/03-3/06	R	R		53-0089	53-0089K		170,0x45	
	2/03-3/06		R		53-0082		Ap	254,0x57	Flat Car
2.0 HDi Eng.RHV(DW10UTD) (62kW)	4/02-	F	F		22-0325-0		Bre	Th 19,5	29-33
	4/02-		F		23-0340			Ø 280,0 Th 24,0-21,9	Vent., 10-14Q
	4/02-	F	F		23-0341			Ø 300,0 Th 24,0-21,9	Vent., 18Q
	4/02-		R		23-0731			Ø 280,0 Th 16,0-14,2	10-14Q
	4/02-	R	R		23-0732			Ø 280,0 Th 16,0-14,2	18Q
	4/02-3/06		R		53-0089	53-0089K		170,0x45	
	4/02-3/06	R		53-0082		Ap	254,0x57		
	2.2 HDi Eng.DW12TED (74kW)	4/02-	F	F		22-0325-0		Bre	Th 19,5
4/02-		F			22-0326-0		Bre	Th 19,5	35
4/02-		R	R		22-0532-0		Bre	Th 20,0	35
4/02-			F		23-0340			Ø 280,0 Th 24,0-21,9	Vent., 10-14Q
4/02-		F	F		23-0341			Ø 300,0 Th 24,0-21,9	Vent., 18Q
4/02-			R		23-0731			Ø 280,0 Th 16,0-14,2	10-14Q
4/02-		R	R		23-0732			Ø 280,0 Th 16,0-14,2	18Q
4/02-3/06			R		53-0089	53-0089K		170,0x45	
4/02-3/06	R		53-0082		Ap	254,0x57	Flat Car		
2.8 HDi Eng.8140.43N (107kW)	5/04-	F	F		22-0325-0		Bre	Th 19,5	33
	5/04-		F		22-0326-0		Bre	Th 19,5	35
	5/04-	R	R		22-0532-0		Bre	Th 20,0	33 / 35
	5/04-		F		23-0340			Ø 280,0 Th 24,0-21,9	Vent., 10-14Q
	5/04-	F	F		23-0341			Ø 300,0 Th 24,0-21,9	Vent., 18Q
	5/04-		R		23-0731			Ø 280,0 Th 16,0-14,2	10-14Q
	5/04-	R	R		23-0732			Ø 280,0 Th 16,0-14,2	18Q
	5/04-3/06		R		53-0089	53-0089K		170,0x45	
2.8 HDi, 4x4 Eng.8140.43S (94kW)	4/02-	F	F		22-0325-0		Bre	Th 19,5	33
	4/02-		F		22-0326-0		Bre	Th 19,5	35
	4/02-	R	R		22-0532-0		Bre	Th 20,0	33 / 35
	4/02-		F		23-0340			Ø 280,0 Th 24,0-21,9	Vent., 10-14Q
	4/02-	F	F		23-0341			Ø 300,0 Th 24,0-21,9	Vent., 18Q
	4/02-		R		23-0731			Ø 280,0 Th 16,0-14,2	10-14Q
	4/02-	R	R		23-0732			Ø 280,0 Th 16,0-14,2	18Q
	4/02-3/06		R		53-0089	53-0089K		170,0x45	
4/02-3/06	R		53-0082		Ap	254,0x57			
<b>Jumper III 4/06-</b>									
2.2 HDi Eng.4HU (88kW)	4/06-	F	F		22-0708-0		Bre	Th 19,0	30-33
	4/06-		F		22-0709-0		Bre	Th 19,0	35
	4/06-	R	R		22-0710-0		Bre	Th 19,0	30/ 33/ 35
	06-		F		23-0340			Ø 280,0 Th 24,0-21,9	Vent., 11-15Q
	06-	F	F		23-0884			Ø 280,0 Th 28,0-25,9	Vent., 17Q Mod. Light
	06-		F		23-0341			Ø 300,0 Th 24,0-21,9	Vent., 17Q Mod. Heavy
	06-	F	F		23-0885			Ø 300,0 Th 32,0-29,9	Vent., 20Q
	06-		R		23-0912			Ø 280,0 Th 16,0-14,2	17 Q Heavy
	06-	R	R		23-0952			Ø 280,0 Th 16,0-14,2	Vent., 11-15Q
	06-		R		23-0911			Ø 300,0 Th 16,0-14,2	20 Q
4/06-	R		53-0094	53-0095K			172,0x40		
2.2 HDi Eng.DW12TED (74kW)	4/06-	F	F		22-0708-0		Bre	Th 19,0	30-33
	4/06-		R		22-0710-0		Bre	Th 19,0	30/ 33/ 35
	06-	F	F		23-0340			Ø 280,0 Th 24,0-21,9	Vent., 11-15Q
	06-		F		23-0884			Ø 280,0 Th 28,0-25,9	Vent., 17Q Mod. Light
	06-	F	F		23-0341			Ø 300,0 Th 24,0-21,9	Vent., 17Q Mod. Heavy
	06-		F		23-0885			Ø 300,0 Th 32,0-29,9	Vent., 20Q
	06-	R	R		23-0912			Ø 280,0 Th 16,0-14,2	17 Q Heavy
	06-		R		23-0952			Ø 280,0 Th 16,0-14,2	Vent., 11-15Q
	06-	R	R		23-0911			Ø 300,0 Th 16,0-14,2	20 Q
	4/06-		R		53-0094	53-0095K			172,0x40
3.0 HDi Eng.F1CE0481D (115kW)	9/06-	F	F		22-0708-0		Bre	Th 19,0	30-33
	9/06-		F		22-0709-0		Bre	Th 19,0	35-40
	9/06-	R	R		22-0710-0		Bre	Th 19,0	30/ 33/ 35/ 40
	06-		F		23-0340			Ø 280,0 Th 24,0-21,9	Vent., 11-15Q

		Spare Parts	F/R	L/R	METELLI ref.	METELLI ref. w/KIT		DIMENSIONS mm.	NOTE
3.0 HDi Eng.F1CE0481D (115kW)		06-	F		23-0884			Ø 280,0 Th 28,0-25,9	Vent., 17Q Mod. Light
		06-	F		23-0341			Ø 300,0 Th 24,0-21,9	Vent., 17Q Mod. Heavy
		06-	F		23-0885			Ø 300,0 Th 32,0-29,9	Vent., 20Q
		06-	R		23-0912			Ø 280,0 Th 16,0-14,2	17 Q Heavy
		06-	R		23-0952			Ø 280,0 Th 16,0-14,2	Vent., 11-15Q
		06-	R		23-0911			Ø 300,0 Th 16,0-14,2	20 Q
<b>Jumpy I (U6U) 10/95-12/06</b>									
1.6, Van Eng.220A2.000 (58kW)		-04	F		22-0105-0		Bdx	Th 19,0	Disc 257x20 mm
		-04	F		22-0072-3		Gir	Th 19,0	Disc 281x26 mm
		95-	F		23-0402			Ø 257,0 Th 20,0-18,2	Ch -09155, Vent.
		10/95-	F		23-0338			Ø 281,0 Th 26,0-24,2	Ch -09792, Vent.
		-12/06	F		23-0615			Ø 285,0 Th 28,0-26,0	Ch 09793-, Vent.
		10/95-12/06	R		53-0074	53-0074Y	Bdx	256,0x61	Hand Brake
		96-	R		18-0017			Ø 255,0	Ch -8206, 8-9Q
1.9 D Eng.D9B(XUD9A-U) (51kW)		10/95-4/98	F		22-0105-0		Bdx	Th 19,0	Disc 257x20 mm
		10/95-4/98	F		22-0072-3		Gir	Th 19,0	Disc 281x26 mm
		95-	F		23-0402			Ø 257,0 Th 20,0-18,2	Ch -09155, Vent.
		10/95-	F		23-0338			Ø 281,0 Th 26,0-24,2	Ch -09792, Vent.
		-12/06	F		23-0615			Ø 285,0 Th 28,0-26,0	Ch 09793-, Vent.
		10/95-4/98	R		53-0074	53-0074Y	Bdx	256,0x61	Hand Brake
		96-	R		18-0017			Ø 255,0	Ch -8206, 8-9Q
1.9 D, Van Eng.WJZ(DW8) (51kW)		-04	F		22-0072-3		Gir	Th 19,0	Disc 281x26 mm
		04-	F		22-0530-0		Gir	Th 19,0	Disc 285x28 mm
		4/95-	F		22-0105-0		Bdx	Th 19,0	Disc 257x20 mm
		95-	F		23-0402			Ø 257,0 Th 20,0-18,2	Ch -09155, Vent.
		10/95-	F		23-0338			Ø 281,0 Th 26,0-24,2	Ch -09792, Vent.
		-12/06	F		23-0615			Ø 285,0 Th 28,0-26,0	Ch 09793-, Vent.
		4/95-12/06	R		53-0074	53-0074Y	Bdx	256,0x61	Hand Brake
1.9 TD Eng.DHX(XUD9TF-BTF) (66kW)		-04	F		22-0105-0		Bdx	Th 19,0	Disc 257x20 mm
		-04	F		22-0072-3		Gir	Th 19,0	Disc 281x26 mm
		95-	F		23-0402			Ø 257,0 Th 20,0-18,2	Ch -09155, Vent.
		10/95-	F		23-0338			Ø 281,0 Th 26,0-24,2	Ch -09792, Vent.
		-12/06	F		23-0615			Ø 285,0 Th 28,0-26,0	Ch 09793-, Vent.
		10/95-12/06	R		53-0074	53-0074Y	Bdx	256,0x61	Hand Brake
		95-	R		18-0017			Ø 255,0	Ch -8206, 8-9Q
1.9 TD, Flatbed Eng.D8B(XUD9TF) (68kW)		-04	F		22-0105-0		Bdx	Th 19,0	Disc 257x20 mm
		-04	F		22-0072-3		Gir	Th 19,0	Disc 281x26 mm
		96-	F		23-0402			Ø 257,0 Th 20,0-18,2	Ch -09155, Vent.
		-12/06	F		23-0615			Ø 285,0 Th 28,0-26,0	Ch 09793-, Vent.
		96-	R		18-0017			Ø 255,0	Ch -8206, 8-9Q
		96-	R		51-0066		Bdx	Ø 19,05 255,0x60	RAI, 8-9Q
		2.0 16v (102kW)		-04	F		22-0072-3		Gir
04-	F				22-0530-0		Gir	Th 19,0	Disc 285x28 mm
3/00-	F				22-0105-0		Bdx	Th 19,0	Disc 257x20 mm
3/00-	F				23-0402		Bdx	Ø 257,0 Th 20,0-18,2	Ch -09155, Vent.
3/00-	F				23-0338		Luc	Ø 281,0 Th 26,0-24,2	Ch -09792, Vent.
-12/06	F				23-0615			Ø 285,0 Th 28,0-26,0	Ch 09793-, Vent.
2.0 16v Eng.RFN(EW10J4) (100kW)				-04	F		22-0072-3		Gir
		04-	F		22-0530-0		Gir	Th 19,0	Disc 285x28 mm
		4/00-	F		22-0105-0		Bdx	Th 19,0	Disc 257x20 mm
		3/00-	F		23-0402		Bdx	Ø 257,0 Th 20,0-18,2	Ch -09155, Vent.
		3/00-	F		23-0338		Luc	Ø 281,0 Th 26,0-24,2	Ch -09792, Vent.
		-12/06	F		23-0615			Ø 285,0 Th 28,0-26,0	Ch 09793-, Vent.
		00-	R		18-0017			Ø 255,0	
2.0 HDi, Van Eng.RHS/RHZ(DW10ATED) (80kW)		-04	F		22-0072-3		Gir	Th 19,0	Disc 281x26 mm
		04-	F		22-0530-0		Gir	Th 19,0	Disc 285x28 mm
		3/00-	F		22-0105-0		Bdx	Th 19,0	Disc 257x20 mm
			F		23-0615			Ø 285,0 Th 28,0-26,0	Ch 09793-, Vent.
			F		23-0338		Luc	Ø 281,0 Th 26,0-24,2	Ch 09156-09792, Vent.
		00-	F		23-0402		Bdx	Ø 257,0 Th 20,0-18,2	Ch -09155, Vent.
00-	R		51-0066		Bdx	Ø 19,05 255,0x60	RAI, 9Q		

























			Spare Parts	F/R	L/R	METELLI ref.	METELLI ref. w/KIT		DIMENSIONS mm.	NOTE	
2.0 HDi, Van, Flatbed Eng.RHX(DW10BTED) (69kW)		-04	F			22-0072-3		Gir	Th 19,0	Disc 281x26 mm	
		04	F			22-0530-0		Gir	Th 19,0	Disc 285x28 mm	
		10/99-	F			22-0105-0		Bdx	Th 19,0	Disc 257x20 mm	
			F			23-0338				Ø 281,0 Th 26,0-24,2	Ch 09156-09792, Vent.
			F			23-0615				Ø 285,0 Th 28,0-26,0	Ch 09793-, Vent.
		99-	F			23-0402				Ø 257,0 Th 20,0-18,2	Ch -09155, Vent.
		99-	R			18-0017				Ø 255,0	Ch -8206, 8-9Q
10/99-		R			51-0066		Bdx	Ø 19,05 255,0x60	RAI, 9Q		
<b>Jumpy II/Dispatch 1/07-</b>											
1.6 HDi, Van Eng.DV6UTED4 (66kW)		1/07-	F			22-0707-0		Gir	Th 18,5	10-12Q	
		1/07-	R			22-0712-0		Gir	Th 16,5	12Q	
		07-	F			23-0887			Ø 280,0 Th 28,0-26,0	Vent., Rear Drum Brake	
		07-	F			23-0886			Ø 304,0 Th 28,0-26,0	Vent., Rear Disc Brake	
		07-	R			23-0888			Ø 290,0 Th 14,0-12,0		
		1/07-	R			53-0073		Luc	254,0x57	Hand Brake	
		07-		R			51-0169		Luc	Ø 22,20 254,0x57	LUC
2.0 16v Eng.EW10A (103kW)		07-	F			22-0707-0		Gir	Th 18,5		
		1/07-	R			22-0712-0		Gir	Th 16,5		
		07-	F			23-0886			Ø 304,0 Th 28,0-26,0	Vent.	
		07-	R			23-0888			Ø 290,0 Th 14,0-12,0		
		1/07-	R			53-0094			172,0x40		
		1/07-		R			53-0073		Luc	254,0x57	Hand Brake
2.0 HDi Eng.RHK(DW10UTED4) (88kW)		1/07-	F			22-0707-0		Gir	Th 18,5		
		1/07-	R			22-0712-0		Gir	Th 16,5		
		07-	F			23-0886			Ø 304,0 Th 28,0-26,0	Vent.	
		07-	R			23-0888			Ø 290,0 Th 14,0-12,0		
		1/07-	R			53-0094			172,0x40		
		07-		R			51-0169		Luc	Ø 22,20 254,0x57	LUC
2.0 HDi 16v Eng.RHR(DW10BTED4) (100kW)		1/07-	F			22-0707-0		Gir	Th 18,5		
		1/07-	R			22-0712-0		Gir	Th 16,5		
		07-	F			23-0886			Ø 304,0 Th 28,0-26,0	Vent.	
		07-	R			23-0888			Ø 290,0 Th 14,0-12,0		
		1/07-		R			53-0094			172,0x40	
07-		R			51-0169		Luc	Ø 22,20 254,0x57	LUC		
<b>Nemo 2/08-</b>											
1.4 Eng.KFV(TU3A) (54kW)		2/08-	F			22-0321-0		Bosch	Th 18,0		
		08-	F			23-0407			Ø 257,0 Th 22,0-20,2	Vent.	
		2/08-	R			53-0099		Ap	228,6x43	Hand Brake	
		08-		R			51-0227		Ap	Ø 20,64 228,6x43	AP
1.4 HDi Eng.DV4TD (50kW)		2/08-	F			22-0321-0		Bosch	Th 18,0		
		08-	F			23-0407			Ø 257,0 Th 22,0-20,2	Vent.	
		2/08-	R			53-0099		Ap	228,6x43	Hand Brake	
		08-		R			51-0227		Ap	Ø 20,64 228,6x43	AP
<b>Saxo Van 1/96-</b>											
1.5 D Eng.TUD5/B (40-44kW)		00-05	F			22-0037-5		Bdx	Th 18,0	+ABS	
		96-00	F			22-0037-4		Bdx	Th 18,0	+ABS	
		96-05	F			22-0037-5		Bdx	Th 18,0	-ABS	
		96-		F			23-0100		Bdx	Ø 247,0 Th 10,0-9,0	
<b>Synergie 1/94-</b>											
1.8i Eng.LFZ(XU7JP) (73kW)		95-	F			23-0402		Bdx	Ø 257,0 Th 20,0-18,2	Vent.	
		95-	F			23-0338		Luc	Ø 281,0 Th 26,0-24,2	Vent.	
		95-	R			23-0337			Ø 295,0 Th 10,0-8,0	+ABS	
		97-		R			18-0017			Ø 255,0	-ABS
		97-		R			51-0066		Bdx	Ø 19,05 255,0x60	RAI, -ABS
		97-		R			53-0074	53-0074Y	Bdx	256,0x61	Hand Brake
1.9 TD Eng.DHY(XUD9TE) (68kW)		95-	F			23-0338			Ø 281,0 Th 26,0-24,2	Vent.	
		95-	R			23-0337			Ø 295,0 Th 10,0-8,0	+ABS	
		1/94-		R			53-0074	53-0074Y	Bdx	256,0x61	Hand Brake
		94-		R			18-0017			Ø 255,0	
2.0 Eng.RFU(XU10J2C) (88kW)		95-	F			23-0338			Ø 281,0 Th 26,0-24,2	Vent.	
		95-	R			23-0337			Ø 295,0 Th 10,0-8,0	+ABS	
		1/94-		R			53-0074	53-0074Y	Bdx	256,0x61	Hand Brake
		94-		R			18-0017			Ø 255,0	
2.0 T. Eng.RGX(XU10J2TE) (108kW)		95-	F			23-0338			Ø 281,0 Th 26,0-24,2	Vent.	
		95-	R			23-0337			Ø 295,0 Th 10,0-8,0		
		1/94-		R			53-0074	53-0074Y	Bdx	256,0x61	Hand Brake

			Spare Parts	F/R	L/R	METELLI ref.	METELLI ref. w/KIT		DIMENSIONS mm.	NOTE
2.1 TD 12v Eng.P8C(XUD11BTE) (80kW)	95-			F		23-0338			Ø 281,0 Th 26,0-24,2	Vent.
	95-			R		23-0337			Ø 295,0 Th 10,0-8,0	
<b>Xsara Picasso Van 2/00-</b>										
1.6 HDi Eng.DV6ATED4 (66kW)	02-			F		22-0327-0		Bosch	Th 19,0	
	02-			F		22-0217-1		Gir	Th 19,0	
	02-			F		23-0555			Ø 266,0 Th 22,0-20,0	Vent., -ESP
	02-			F		23-0566			Ø 283,0 Th 26,0-24,0	Vent., +ESP
	02-			R		23-0567			Ø 246,7 Th 9,0-7,0	+ESP
1.6 HDi Eng.DV6TED4 (80kW)	02-			F		22-0327-0		Bosch	Th 19,0	
	02-			F		22-0217-1		Gir	Th 19,0	
	02-			F		23-0555			Ø 266,0 Th 22,0-20,0	Vent., -ESP
	02-			F		23-0566			Ø 283,0 Th 26,0-24,0	Vent., +ESP
	02-			R		23-0567			Ø 246,7 Th 9,0-7,0	+ESP
2.0 HDi Eng.RHY(DW10TD) (66kW)	02-			F		22-0327-0		Bosch	Th 19,0	
	99-			F		22-0217-1		Gir	Th 19,0	
	4/01-			F		23-0555			Ø 266,0 Th 22,0-20,0	Vent., -ESP
	99-3/01			F		23-0191			Ø 265,8 Th 20,5-18,4	Vent.
	99-			F		23-0566			Ø 283,0 Th 26,0-24,0	Vent., +ESP
	99-			R		23-0271			Ø 247,0 Th 8,0-6,0	

## CRANE FRUEHAUF


<b>Knorr Brakes 1/98-</b>										
SB7000	1/98-			F		22-0585-0		Knorr	Th 30,0	22,5Inch Wheels
<b>Wabco Brakes 1/98-</b>										
PAN22	1/98-			F		22-0585-0		Knorr	Th 30,0	22,5Inch Wheels

## DACIA























































<b>1210 1/85-12/94</b>										
1.2 (35kW)	85-12/94		F			23-0026			Ø 227,5 Th 10,0-9,0	
	1/85-12/94		R			53-0340	53-0340K	Bdx	228,6x42	Hand Brake
<b>1300, SW 12/72-5/83</b>										
1.3 Eng.810-02-99 (40kW)	12/72-5/83		F			22-0005-5		Bdx	Th 14,0	
	12/72-5/83		R			53-0341	53-0341K	Bdx	180,0x42	Estate, Hand Brake
	12/72-5/83		R			53-0340	53-0340K	Bdx	228,6x42	Hand Brake
<b>1310, SW 5/83-</b>										
1.3 Eng.810-02-99 (40kW)	5/83-		F			22-0005-5		Bdx	Th 14,0	
	85-12/94		F			23-0026			Ø 227,5 Th 10,0-9,0	
	5/83-		R			53-0341	53-0341K	Bdx	180,0x42	Hand Brake
	5/83-		R			53-0340	53-0340K	Bdx	228,6x42	Wagon, Hand Brake
<b>1410 9/88-</b>										
1.4 Eng.847 (48kW)	9/88-		F			23-0082			Ø 238,0 Th 12,0-10,5	
	9/88-		R			53-0341	53-0341K	Bdx	180,0x42	Hand Brake
	9/88-		R			53-0340	53-0340K	Bdx	228,6x42	Wagon, Van, Hand Brake
<b>Duster 1/85-1/93</b>										
1.4 GLX Eng.847 (48kW)	85-93		F			23-0026			Ø 227,5 Th 10,0-9,0	
<b>Logan, MCV 9/04-</b>										
1.4 Eng.K7J710 (55kW)	06-		F			22-0802-0		Ate	Th 18,0	
	9/04-		F			22-0120-0		Gir	Th 18,0	
	04-		F			23-0082			Ø 238,0 Th 12,0-10,5	-ABS
	04-		F			23-0864			Ø 259,0 Th 12,0-10,5	+ABS
	9/04-		R			53-0365		Bdx	230,0x46	MCV
	9/04-		R			53-0359		Bosch	203,2x39	Hand Brake
	9/04-		R			53-0350		Luc	203,0x38	Hand Brake
	04-		R			18-0381	18-0381K		Ø 203,3	
	04-		R			18-0382	18-0382K		Ø 203,3	+ABS
	04-		R			51-0180		Bosch	Ø 19,05 203,2x39	RAI, -ABS
	04-		R			51-0095		Luc	Ø 17,78 203,0x38	LUC, +ABS
1.5 DCi Eng.K9K790 (48kW)	06-		F			22-0802-0		Ate	Th 18,0	
	9/05-		F			22-0120-0		Gir	Th 18,0	
	9/05-		F			23-0838			Ø 235,5 Th 20,0-19,0	Vent.
	9/05-		R			53-0365		Bdx	230,0x46	MCV
	9/05-		R			53-0359		Bosch	203,2x39	Hand Brake
	9/05-		R			53-0350		Luc	203,0x38	Hand Brake
	05-		R			18-0381	18-0381K		Ø 203,3	
	05-		R			18-0382	18-0382K		Ø 203,3	+ABS
	05-		R			51-0180		Bosch	Ø 19,05 203,2x39	RAI, -ABS
	05-		R			51-0095		Luc	Ø 17,78 203,0x38	LUC, +ABS




































































			Spare Parts	F/R	L/R	METELLI ref.	METELLI ref. w/KIT		DIMENSIONS mm.	NOTE
1.5 DCi Eng.K9K792 (50kW)	06-		F			22-0802-0		Ate	Th 18,0	
			F			22-0120-0		Gir	Th 18,0	
	06-		F			23-0549			Ø 259,0 Th 20,7-17,7	Vent.
			R			53-0365		Bdx	230,0x46	MCV
	1/06-		R			53-0359		Bosch	203,2x39	Hand Brake
			R			53-0350		Luc	203,0x38	Hand Brake
	06-		R			18-0381	18-0381K		Ø 203,3	
			R			18-0382	18-0382K		Ø 203,3	+ABS
	06-		R			51-0180		Bosch	Ø 19,05 203,2x39	RAI, -ABS
			R			51-0095		Luc	Ø 17,78 203,0x38	LUC, +ABS
1.5 DCi Eng.K9K796 (63kW)	07-		F			22-0802-0		Ate	Th 18,0	
			F			22-0120-0		Gir	Th 18,0	
	07-		F			23-0549			Ø 259,0 Th 20,7-17,7	Vent.
			R			53-0365		Bdx	230,0x46	MCV
	9/07-		R			53-0359		Bosch	203,2x39	Hand Brake
			R			53-0350		Luc	203,0x38	Hand Brake
	07-		R			18-0381	18-0381K		Ø 203,3	
			R			18-0382	18-0382K		Ø 203,3	+ABS
	07-		R			51-0180		Bosch	Ø 19,05 203,2x39	RAI, -ABS
			R			51-0095		Luc	Ø 17,78 203,0x38	LUC, +ABS
1.6 Eng.K7M710 (64kW)	06-		F			22-0802-0		Ate	Th 18,0	
			F			22-0120-0		Gir	Th 18,0	
	9/04-		F			23-0082			Ø 238,0 Th 12,0-10,5	-ABS
			F			23-0864			Ø 259,0 Th 12,0-10,5	+ABS
	9/04-		R			53-0365		Bdx	230,0x46	MCV
			R			53-0359		Bosch	203,2x39	Hand Brake
	9/04-		R			53-0350		Luc	203,0x38	Hand Brake
			R			18-0381	18-0381K		Ø 203,3	
	04-		R			18-0382	18-0382K		Ø 203,3	+ABS
			R			51-0180		Bosch	Ø 19,05 203,2x39	RAI, -ABS
04-		R			51-0095		Luc	Ø 17,78 203,0x38	LUC, +ABS	
1.6 16v Eng.K4M690 (77kW)	2/06-		F			22-0802-0		Ate	Th 18,0	
			F			22-0120-0		Gir	Th 18,0	
	2/06-		F			23-0549			Ø 259,0 Th 20,7-17,7	Vent.
			F			23-0641			Ø 260,0 Th 22,0-19,8	Vent.
	06-		F			23-0864			Ø 259,0 Th 12,0-10,5	+ABS
			R			53-0365		Bdx	230,0x46	MCV
	2/06-		R			53-0359		Bosch	203,2x39	Hand Brake
			R			53-0350		Luc	203,0x38	Hand Brake
	06-		R			18-0381	18-0381K		Ø 203,3	
			R			18-0382	18-0382K		Ø 203,3	+ABS
06-		R			51-0180		Bosch	Ø 19,05 203,2x39	RAI, -ABS	
		R			51-0095		Luc	Ø 17,78 203,0x38	LUC, +ABS	
1.6 MCV (62kW)	12/08-		R			53-0365		Bdx	230,0x46	
<b>Sandero 6/08-</b>										
1.2 (56kW)	09-		F			22-0120-0		Gir	Th 18,0	
			F			23-0864			Ø 259,0 Th 12,0-10,5	+ABS
			F			23-0549			Ø 259,0 Th 20,7-17,7	Vent.
1.4 Eng.K7JA7 (55kW)	08-		F			22-0120-0		Gir	Th 18,0	
			F			22-0120-0		Gir	Th 18,0	
	08-		F			23-0864			Ø 259,0 Th 12,0-10,5	+ABS
			F			23-0549			Ø 259,0 Th 20,7-17,7	Vent.
	09-		F			23-0864			Ø 259,0 Th 12,0-10,5	+ABS
			F			23-0549			Ø 259,0 Th 20,7-17,7	Vent.
	08-		R			53-0359		Bosch	203,2x39	Hand Brake
			R			53-0350		Luc	203,0x38	Hand Brake
1.5 DCi Eng.K9K87 (63kW)	08-		F			22-0120-0		Gir	Th 18,0	
			F			23-0864			Ø 259,0 Th 12,0-10,5	+ABS
			F			23-0549			Ø 259,0 Th 20,7-17,7	Vent.
1.5 DCi Eng.K9KK7 (50kW)	08-		F			22-0120-0		Gir	Th 18,0	
			F			23-0864			Ø 259,0 Th 12,0-10,5	+ABS
			F			23-0549			Ø 259,0 Th 20,7-17,7	Vent.
1.6 Eng.K7MF7 (64kW)	08-		F			22-0120-0		Gir	Th 18,0	
			F			23-0864			Ø 259,0 Th 12,0-10,5	+ABS
	6/08-		R			53-0359		Bosch	203,2x39	Hand Brake
			R			53-0350		Luc	203,0x38	Hand Brake

		Spare Parts	F/R	L/R	METELLI ref.	METELLI ref. w/KIT		DIMENSIONS mm.	NOTE
<b>Solenza 2/03-</b>									
1.4 Eng.E7JA2 (55kW)	03-		F		23-0838			Ø 235,5 Th 20,0-19,0	Vent.
1.9D Eng.F8QP6 (46kW)	9/05-		F		23-0838			Ø 235,5 Th 20,0-19,0	Vent.

**DAEWOO**

<b>Aranos 1/95-11/97</b>									
1.5 Eng.V15L (66kW)	1/95-11/97		R		53-0309		Luc	200,0x45	Hand Brake
1.8 Eng.Y18L (70kW)	1/95-11/97		R		53-0309		Luc	200,0x45	Hand Brake
2.0 Eng.C20LE (77kW)	1/95-11/97		R		53-0309		Luc	200,0x45	Hand Brake
<b>Cielo 2/95-</b>									
1.5 Eng.A15MF (66kW)	2/95-		R		53-0309		Luc	200,0x45	Hand Brake
1.5 Eng.G15MF (55kW)	2/95-		R		53-0309		Luc	200,0x45	Hand Brake
	2/95-		R		18-0300			Ø 200,0	
	2/95-		R		51-0124		Luc	Ø 17,46 200,0x46	LUC, GL, GLX, GTX
	2/95-8/97		R		51-0079		Luc	Ø 19,05 200,0x45	LUC
<b>Damas 1/91-</b>									
0.8 i Eng.F8CV (38kW)	1/91-		F		22-0087-0		Sum	Th 15,5	
<b>Espero (KLEJ) 10/91-9/99</b>									
1.5 Eng.G15MF (55kW)	10/97-9/99		R		53-0309		Luc	200,0x45	Hand Brake
	97-		R		18-0310			Ø 200,0	
	97-99		R		51-0079		Luc	Ø 19,05 200,0x45	LUC
1.5 16v Eng.A15MF (66kW)	2/95-6/99		F		22-0117-0		Ate	Th 18,0	
	93-94		F		22-0117-0		Ate	Th 18,0	
	10/93-9/94		R		53-0309		Luc	200,0x45	Hand Brake
	2/95-6/99		R		53-0309		Luc	200,0x45	Hand Brake
	93-94		R		18-0300			Ø 200,0	
	95-97		R		18-0300			Ø 200,0	
	97-		R		18-0310			Ø 200,0	
	95-99		R		51-0079		Luc	Ø 19,05 200,0x45	LUC
1.8 Eng.C18LE (66-70kW)	2/95-9/99		F		22-0117-0		Ate	Th 18,0	
	95-		F		23-0166			Ø 256,0 Th 24,0-21,0	Vent.
	2/95-9/99		R		53-0309		Luc	200,0x45	Hand Brake
	95-97		R		18-0300			Ø 200,0	
	95-99		R		51-0079		Luc	Ø 19,05 200,0x45	LUC
2.0 Eng.C20LE (77kW)	2/95-6/99		F		22-0117-0		Ate	Th 18,0	
	95-		F		23-0166			Ø 256,0 Th 24,0-21,0	Vent.
	2/95-6/99		R		53-0309		Luc	200,0x45	Hand Brake
	95-97		R		18-0300			Ø 200,0	
	95-99		R		51-0079		Luc	Ø 19,05 200,0x45	LUC
2.0 Eng.C20NEF (74kW)	91-93		F		23-0166			Ø 256,0 Th 24,0-21,0	Vent.
	10/91-9/93		R		53-0309		Luc	200,0x45	Hand Brake
	91-93		R		18-0300			Ø 200,0	
2.0 Eng.C20SED (81kW)	93-94		F		23-0166			Ø 256,0 Th 24,0-21,0	Vent.
	10/93-9/94		R		53-0309		Luc	200,0x45	Hand Brake
	93-94		R		18-0300			Ø 200,0	
<b>Evanda (KLAL) 8/02-</b>									
2.0 16v Eng.T20SED (96kW)	8/02-		F		22-0509-0		Sum	Th 17,0	
	8/02-		R		22-0510-0		Sum	Th 15,5	
	02-		F		23-0719			Ø 256,0 Th 24,0-21,0	Vent.
<b>Kalos (KLAS) 9/02-</b>									
1.2 Eng.B12S1 (53kW)	4/03-		F		22-0508-0		Sum	Th 17,5	
	4/03-		F		23-0790			Ø 236,0 Th 20,0-18,0	Vent., +ABS
	4/03-		R		53-0050		Luc	200,0x37	+ABS, Hand Brake
	03-		R		51-0196		Luc	Ø 19,05 200,0x37	LUC
1.4 16v Eng.F14D3 (69kW)	4/03-		F		22-0508-0		Sum	Th 17,5	
	03-		F		23-0790			Ø 236,0 Th 20,0-18,0	Vent.
	4/03-		R		53-0050		Luc	200,0x37	+ABS, Hand Brake
	03-		R		51-0196		Luc	Ø 19,05 200,0x37	LUC
1.4 16v Eng.F14S3 (61kW)	9/02-		F		22-0508-0		Sum	Th 17,5	
	9/02-		F		23-0790			Ø 236,0 Th 20,0-18,0	Vent.
	9/02-		R		53-0050		Luc	200,0x37	+ABS, Hand Brake
	02-		R		51-0196		Luc	Ø 19,05 200,0x37	LUC
<b>Korando, Cabrio (KJ) 1/99-</b>									
2.3 Eng.M161.973 (105kW)	2/99-		R		53-0100		Luc	254,0x57	Hand Brake
2.9 D Eng.OM662 (72kW)	2/99-		R		53-0100		Luc	254,0x57	Hand Brake
2.9 TD Eng.OM662.910 (88kW)	2/99-		R		53-0100		Luc	254,0x57	Hand Brake

		Spare Parts	F/R	L/R	METELLI ref.	METELLI ref. w/KIT		DIMENSIONS mm.	NOTE	
3.2 (Exc. Cabrio) Eng.M104.995 (156kW)	1/99-		R		53-0100		Luc	254,0x57	Hand Brake	
<b>Lacetti (KLAN) 2/04-</b>										
1.4 16v Eng.F14D3 (69kW)	2/04-		F		22-0294-0		Ake	Th 17,0		
	2/04-		R		22-0511-0		Sum	Th 14,5		
	2/04-2/05		F		23-0719			Ø 256,0 Th 24,0-21,0	Vent.	
	2/04-		R		53-0309		Luc	200,0x45	Hand Brake	
1.6 Eng.F16D (80kW)	2/04-		F		22-0294-0		Ake	Th 17,0		
	2/04-		R		22-0511-0		Sum	Th 14,5		
	2/04-2/05		F		23-0719			Ø 256,0 Th 24,0-21,0	Vent.	
	2/04-		R		53-0309		Luc	200,0x45	Hand Brake	
1.8 Eng.T18SED (90kW)	2/04-		F		22-0294-0		Ake	Th 17,0		
	2/04-		R		22-0511-0		Sum	Th 14,5		
	2/04-2/05		F		23-0719			Ø 256,0 Th 24,0-21,0	Vent.	
	2/04-		R		53-0309		Luc	200,0x45	Hand Brake	
<b>Lanos (KLAT) 5/97-</b>										
1.4 Eng.A14SMS (55kW)	5/97-		F		22-0293-0		Ake	Th 16,0		
	5/97-		F		22-0077-0		Ate	Th 17,0		
	97-		F		23-0096			Ø 236,0 Th 19,9-18,2	Vent.	
	5/97-		R		53-0309		Luc	200,0x45	Hand Brake	
	97-		R		18-0300			Ø 200,0		
	97-		R		51-0124		Luc	Ø 17,46 200,0x46	LUC	
1.5 Eng.A15SMS (63kW)	5/97-		F		22-0293-0		Ake	Th 16,0		
	5/97-		F		22-0077-0		Ate	Th 17,0		
	97-		F		23-0166			Ø 256,0 Th 24,0-21,0	Vent.	
	5/97-		R		53-0309		Luc	200,0x45	Hand Brake	
	97-		R		18-0300			Ø 200,0		
	97-		R		51-0124		Luc	Ø 17,46 200,0x46	LUC	
1.6 16v Eng.A16DMS (78kW)	5/97-		F		22-0294-0		Ake	Th 17,0		
	5/97-		F		22-0117-0		Ate	Th 18,0		
	97-		F		23-0166			Ø 256,0 Th 24,0-21,0	Vent.	
	5/97-		R		53-0309		Luc	200,0x45	Hand Brake	
	97-		R		51-0079		Luc	Ø 19,05 200,0x45	LUC	
	97-		R		51-0234		Luc	Ø 20,64 200,0x45	LUC	
<b>Le Mans</b>										
1.6	88-94		R		18-0300			Ø 200,0		
2.0	88-94		R		18-0300			Ø 200,0		
<b>Leganza (KLAV) 6/97-12/02</b>										
2.0 16v Eng.T20SED (93kW)	7/00-		F		22-0294-0		Ake	Th 17,0		
	7/00-		R		22-0369-0		Gir	Th 15,0		
	7/00-12/02		R		53-0048		Luc	230,0x52		
2.0 16v Eng.X20SED (98kW)	6/97-12/02		F		22-0294-0		Ake	Th 17,0		
	6/97-12/02		R		22-0369-0		Gir	Th 15,0		
	6/97-12/02		R		53-0048		Luc	230,0x52		
2.2 16v Eng.T22SED (100kW)	4/99-12/02		F		22-0294-0		Ake	Th 17,0		
	4/99-12/02		R		22-0369-0		Gir	Th 15,0		
<b>Matiz (KLYA) 9/98-</b>										
0.8 Eng.F8CV (38kW)	9/98-		F		22-0293-0		Ake	Th 16,0		
	9/98-		F		23-0597			Ø 236,0 Th 12,0-9,7		
	9/98-		R		53-0046		Luc	180,0x31	Hand Brake	
				R		18-0311			Ø 180,0	Ch 320904-
	98-			R		51-0185		Luc	Ø 17,46 180,0x31	LUC
1.0 Eng.B10S1 (47kW)	1/03-		F		22-0293-0		Ake	Th 16,0		
	1/03-		F		23-0597			Ø 236,0 Th 12,0-9,7		
	1/03-		R		53-0046		Luc	180,0x31	Hand Brake	
				R		18-0311			Ø 180,0	Ch 320904-
	03-			R		51-0185		Luc	Ø 17,46 180,0x31	LUC
<b>Musso (FJ) 1/99-</b>										
2.2 TD Eng.SY661LA (74kW)	9/99-		R		53-0100		Luc	254,0x57	Hand Brake	
2.3 Eng.M111.970 (103kW)	1/99-		R		53-0100		Luc	254,0x57	Hand Brake	
2.9 D Eng.OM662 (73kW)	1/99-9/99		R		53-0100		Luc	254,0x57	Hand Brake	
2.9 TD Eng.OM662.920 (88kW)	1/99-		R		53-0100		Luc	254,0x57	Hand Brake	
3.2 V6 Eng.M104.992 (162kW)	1/99-		R		53-0100		Luc	254,0x57	Hand Brake	
<b>Nexia (KLETN) 2/95-8/97</b>										
1.5 Eng.G15MF (44kW)	8/96-8/97		R		53-0309		Luc	200,0x45	Hand Brake	
1.5 Eng.G15MF (52kW)	2/95-8/97		R		53-0309		Luc	200,0x45	Hand Brake	

		Spare Parts	F/R	L/R	METELLI ref.	METELLI ref. w/KIT		DIMENSIONS mm.	NOTE
1.5 Eng.G15MF (55kW)	8/96-8/97		F		22-0726-0		Ate	Th 15,5	
	8/96-8/97		F		22-0077-0		Ate	Th 17,0	
	96-		F		23-0096			Ø 236,0 Th 19,9-18,2	Vent.
	8/96-8/97		R		53-0309		Luc	200,0x45	Hand Brake
	96-		R		18-0300			Ø 200,0	
1.5 16v Eng.A15MF (66kW)	95-		R		51-0124		Luc	Ø 17,46 200,0x46	LUC, GL, GLX, GTX
	2/95-8/97		F		22-0117-0		Ate	Th 18,0	
	95-		F		23-0166			Ø 256,0 Th 24,0-21,0	Vent.
	2/95-8/97		R		53-0309		Luc	200,0x45	Hand Brake
	2/95-		R		18-0300			Ø 200,0	
1.8 Eng.C18LE (74kW)	95-97		R		51-0079		Luc	Ø 19,05 200,0x45	LUC
	10/95-8/97		R		53-0309		Luc	200,0x45	Hand Brake
	10/95-		R		18-0300			Ø 200,0	
95-97		R		51-0079		Luc	Ø 19,05 200,0x45	LUC	
<b>Nubira (KLAJ), SW 5/97-</b>									
1.6 16v Eng.A16DMS (76kW)	7/00-		R		53-0309		Luc	200,0x45	Hand Brake
1.6 16v Eng.A16DMS (78kW)	5/97-		F		22-0294-0		Ake	Th 17,0	
	7/97-		F		23-0718			Ø 256,0 Th 24,0-22,0	Vent.
	97-99		R		23-0595			Ø 258,0 Th 10,3-8,0	
	5/97-		R		53-0309		Luc	200,0x45	Hand Brake
	97-		R		18-0300			Ø 200,0	
	97-		R		18-0310			Ø 200,0	
1.6 16v Eng.A16DMS (80kW)	97-		R		18-0309			Ø 230,0	
	7/03-		F		22-0294-0		Ake	Th 17,0	
	7/03-		R		22-0511-0		Sum	Th 14,5	
	7/03-		F		23-0718			Ø 256,0 Th 24,0-22,0	Vent.
	05-		F		23-0921			Ø 256,0 Th 24,0-22,0	Vent.
	03-05		R		23-0953			Ø 258,0 Th 11,0-8,0	
1.6 16v SW Eng.A16DMS (66kW)	7/03-		R		53-0309		Luc	200,0x45	Hand Brake
	7/03-		R		18-0300			Ø 200,0	
	6/97-		F		22-0294-0		Ake	Th 17,0	
	6/97-		R		53-0309		Luc	200,0x45	Hand Brake
	1.8 (70kW)	4/97-5/99		R		53-0309		Luc	200,0x45
1.8 Eng.C18SED (90kW)	7/03-		R		22-0511-0		Sum	Th 14,5	
	8/03-2/05		F		23-0718			Ø 256,0 Th 24,0-22,0	Vent.
	03-05		R		23-0953			Ø 258,0 Th 11,0-8,0	
	7/03-		R		53-0309		Luc	200,0x45	Hand Brake
2.0 16v Eng.T20SED (93kW)	12/00-		F		22-0294-0		Ake	Th 17,0	
	12/00-		R		22-0369-0		Gir	Th 15,0	
2.0 16v Eng.X20SED (98kW)	5/97-		F		22-0294-0		Ake	Th 17,0	
	5/97-		R		22-0369-0		Gir	Th 15,0	
	7/97-		F		23-0718			Ø 256,0 Th 24,0-22,0	Vent.
	05-		F		23-0921			Ø 256,0 Th 24,0-22,0	Vent.
	7/97-99		R		23-0595			Ø 258,0 Th 10,3-8,0	
<b>Rexton 4/02-</b>									
2.9 TD Eng.OM662.925 (88kW)	4/02-		R		53-0100		Luc	254,0x57	Hand Brake
<b>Rezzo 1/00-</b>									
1.6 16v Eng.A16DMS (78kW)	00-		F		23-0719			Ø 256,0 Th 24,0-21,0	Vent.
	1/00-		R		53-0049		Luc	230,0x52	Hand Brake
1.8 (66kW)	9/00-2/05		F		23-0719			Ø 256,0 Th 24,0-21,0	Vent.
	1/00-		R		53-0049		Luc	230,0x52	Hand Brake
1.8 Eng.A18DMS (72kW)	00-		F		23-0719			Ø 256,0 Th 24,0-21,0	Vent.
	1/00-		R		53-0049		Luc	230,0x52	Hand Brake
1.8 Eng.F18D2 (67kW)	9/00-		R		53-0049		Luc	230,0x52	Hand Brake
1.8 Eng.F18N2 (74kW)	9/00-2/05		F		23-0719			Ø 256,0 Th 24,0-21,0	Vent.
	9/00-		R		53-0049		Luc	230,0x52	Hand Brake
2.0 16v Eng.T20SED (89kW)	00-		F		23-0719			Ø 256,0 Th 24,0-21,0	Vent.
	1/00-		R		53-0049		Luc	230,0x52	Hand Brake
2.0 16v Eng.T20SED4 (94kW)	9/00-2/05		F		23-0719			Ø 256,0 Th 24,0-21,0	Vent.
	1/00-		R		53-0049		Luc	230,0x52	Hand Brake
<b>Tacuma (KLAU) 9/00-</b>									
1.6 16v Eng.A16DMS (78kW)	1/00-		F		22-0509-0		Sum	Th 17,0	
	00-		F		23-0719			Ø 256,0 Th 24,0-21,0	Vent.
	1/00-		R		53-0049		Luc	230,0x52	Hand Brake
1.8 Eng.A18DMS (72kW)	9/00-		F		22-0509-0		Sum	Th 17,0	
	9/00-2/05		F		23-0719			Ø 256,0 Th 24,0-21,0	Vent.
	9/00-		R		53-0049		Luc	230,0x52	Hand Brake

			Spare Parts	F/R	L/R	METELLI ref.	METELLI ref. w/KIT		DIMENSIONS mm.	NOTE
1.8 Eng.F18D2 (66kW)		9/00-		F		22-0509-0		Sum	Th 17,0	
		9/00-2/05		F		23-0719			Ø 256,0 Th 24,0-21,0	Vent.
		9/00-		R		53-0049		Luc	230,0x52	Hand Brake
1.8 Eng.F18N2 (74kW)		9/00-		F		22-0509-0		Sum	Th 17,0	
		00-		F		23-0719			Ø 256,0 Th 24,0-21,0	Vent.
		9/00-		R		53-0049		Luc	230,0x52	Hand Brake
2.0 16v Eng.T20SED4 (94kW)		9/00-		F		22-0509-0		Sum	Th 17,0	
		9/00-2/05		F		23-0719			Ø 256,0 Th 24,0-21,0	Vent.
		9/00-		R		53-0049		Luc	230,0x52	Hand Brake
2.0 16v Eng.X20SED (89kW)		9/01-		F		22-0509-0		Sum	Th 17,0	
		01-		F		23-0719			Ø 256,0 Th 24,0-21,0	Vent.
		9/01-		R		53-0049		Luc	230,0x52	Hand Brake
<b>Tico (KLY3) 2/95-</b>										
0.8 Eng.F8C (35kW)		2/95-		F		22-0367-0		Sum	Th 14,0	
		2/95-		R		53-0047		Luc	180,0x31	
		2/95-		R		18-0312			Ø 180,0	
		95-		R		51-0186		Luc	Ø 17,46 180,0x31	LUC




DAEWOO LCV











<b>Damas 1/91-</b>										
0.8 i Eng.F8CV (38kW)		1/91-		F		22-0087-0		Sum	Th 15,5	
<b>Labo 1/91-</b>										
0.8 i Eng.F8CV (38kW)		1/91-		F		22-0087-0		Sum	Th 15,5	
<b>Lublin II Van, Pianale Piatto 4/97-</b>										
2.4 TD Eng.4CT90-1 (66kW)		4/97-		F		22-0142-0		Gir	Th 18,0	
<b>Matiz Van 1/98-</b>										
0.8 i Eng.F8CV (38kW)		1/98-		F		22-0293-0		Ake	Th 16,0	
		98-		F		23-0597			Ø 236,0 Th 12,0-9,7	
				R		18-0311			Ø 180,0	Ch 320904-
<b>Tacuma Van 1/00-</b>										
1.8 i		1/00-		F		22-0509-0		Sum	Th 17,0	
<b>Truck Plus 1/98-</b>										
1.9 D		1/98-		F		22-0059-2		Gir	Th 17,0	












































DAF



<b>33 7/67-9/74</b>										
0.7 (21kW)		7/67-9/74		F		53-0004		Ap	177,8x32	Hand Brake
<b>45 5/91-12/00</b>										
FA45.120-035 Eng.CD85 (85kW)		5/91-12/00		F		22-0579-0		Perr.	Th 23,0	
		5/91-12/00		F		22-0579-1		Perr.	Th 23,0	
FA45.120-06 Eng.CD85 (85kW)		5/91-12/00		F		22-0579-0		Perr.	Th 23,0	
		5/91-12/00		F		22-0579-1		Perr.	Th 23,0	
FA45.130B06,C06 Eng.CS97M (96kW)		5/91-12/00		F		22-0579-0		Perr.	Th 23,0	
		5/91-12/00		F		22-0579-1		Perr.	Th 23,0	
FA45.130B06,C06 Eng.CT97 (96kW)		5/91-12/00		F		22-0579-0		Perr.	Th 23,0	
		5/91-12/00		F		22-0579-1		Perr.	Th 23,0	
FA45.130B08,C08 Eng.CN96 (96kW)		5/91-12/00		F		22-0579-0		Perr.	Th 23,0	
		5/91-12/00		F		22-0579-1		Perr.	Th 23,0	
FA45.130B08,C08 Eng.CS97M (96kW)		5/91-12/00		F		22-0579-0		Perr.	Th 23,0	
		5/91-12/00		F		22-0579-1		Perr.	Th 23,0	
FA45.130B08,C08 Eng.CT97 (96kW)		5/91-12/00		F		22-0579-0		Perr.	Th 23,0	
		5/91-12/00		F		22-0579-1		Perr.	Th 23,0	
FA45.150B08,C08 Eng.CB/CT108 (107kW)		5/91-12/00		F		22-0579-0		Perr.	Th 23,0	
		5/91-12/00		F		22-0579-1		Perr.	Th 23,0	
FA45.150B08,C08 Eng.CS107M (107kW)		5/91-12/00		F		22-0579-0		Perr.	Th 23,0	
		5/91-12/00		F		22-0579-1		Perr.	Th 23,0	
FA45.150B11,C11 Eng.CB/CT108 (107kW)		5/91-12/00		F		22-0579-0		Perr.	Th 23,0	
		5/91-12/00		F		22-0579-1		Perr.	Th 23,0	
FA45.150B11,C11 Eng.CS107M (107kW)		5/91-12/00		F		22-0579-0		Perr.	Th 23,0	
		5/91-12/00		F		22-0579-1		Perr.	Th 23,0	
FA45.150C09 Eng.CT108 (108kW)		5/91-12/00		F		22-0579-0		Perr.	Th 23,0	
		5/91-12/00		F		22-0579-1		Perr.	Th 23,0	
FA45.150-10 Eng.CB108 (107kW)		5/91-12/00		F		22-0579-0		Perr.	Th 23,0	
		5/91-12/00		F		22-0579-1		Perr.	Th 23,0	
FA45.150-10 Eng.CS107M (107kW)		5/91-12/00		F		22-0579-0		Perr.	Th 23,0	
		5/91-12/00		F		22-0579-1		Perr.	Th 23,0	






































		Spare Parts	F/R	L/R	METELLI ref.	METELLI ref. w/KIT		DIMENSIONS mm.	NOTE
FA45.160C08 Eng.CS/CT119 (119kW)	5/91-12/00	F	F		22-0579-0		Perr.	Th 23,0	
	5/91-12/00				22-0579-1		Perr.	Th 23,0	
FA45.160C09 Eng.CS119 (119kW)	5/91-12/00	F	F		22-0579-0		Perr.	Th 23,0	
	5/91-12/00				22-0579-1		Perr.	Th 23,0	
FA45.160C10 Eng.CT119 (119kW)	5/91-12/00	F	F		22-0579-0		Perr.	Th 23,0	
	5/91-12/00				22-0579-1		Perr.	Th 23,0	
FA45.160C11 Eng.CT/CS119 (119kW)	5/91-12/00	F	F		22-0579-0		Perr.	Th 23,0	
	5/91-12/00				22-0579-1		Perr.	Th 23,0	
FA45.180B08 Eng.CS133M (133kW)	5/95-12/00	F	F		22-0579-0		Perr.	Th 23,0	
	5/95-12/00				22-0579-1		Perr.	Th 23,0	
FA45.180B10 Eng.CS133M (133kW)	5/95-12/00	F	F		22-0579-0		Perr.	Th 23,0	
	5/95-12/00				22-0579-1		Perr.	Th 23,0	
FA45.180B11 Eng.CS133M (133kW)	5/95-12/00	F	F		22-0579-0		Perr.	Th 23,0	
	5/95-12/00				22-0579-1		Perr.	Th 23,0	
FA45.210B11 Eng.CS158M (158kW)	5/95-12/00	F	F		22-0579-0		Perr.	Th 23,0	
	5/95-12/00				22-0579-1		Perr.	Th 23,0	
<b>46, Kombi 9/74-8/75</b>									
0.8 Eng.B85 (25kW)	9/74-8/75		R		53-0103		Luc	203,2x38	Hand Brake
<b>55 11/95-12/00</b>									
FA55.150B13 Eng.CS107M (107kW)	11/95-12/00	F	F		22-0579-0		Perr.	Th 23,0	
	11/95-12/00				22-0579-1		Perr.	Th 23,0	
FA55.180B13 Eng.CS133M (133kW)	11/95-12/00	F	F		22-0579-0		Perr.	Th 23,0	
	11/95-12/00				22-0579-1		Perr.	Th 23,0	
FA55.180B15 Eng.CS133M (133kW)	11/95-12/00	F	F		22-0579-0		Perr.	Th 23,0	
	11/95-12/00				22-0579-1		Perr.	Th 23,0	
FA55.210B13 Eng.CS158M (158kW)	11/95-12/00	F	F		22-0579-0		Perr.	Th 23,0	
	11/95-12/00				22-0579-1		Perr.	Th 23,0	
FA55.210B15 Eng.CS158M (158kW)	11/95-12/00	F	F		22-0579-0		Perr.	Th 23,0	
	11/95-12/00				22-0579-1		Perr.	Th 23,0	
FA55.230B13 Eng.CS173M (173kW)	11/95-12/00	F	F		22-0579-0		Perr.	Th 23,0	
	11/95-12/00				22-0579-1		Perr.	Th 23,0	
FA55.230B15 Eng.CS173M (173kW)	11/95-12/00	F	F		22-0579-0		Perr.	Th 23,0	
	11/95-12/00				22-0579-1		Perr.	Th 23,0	
FAG55.210B21 Eng.CS158M (158kW)	11/95-12/00	F	F		22-0579-0		Perr.	Th 23,0	
	11/95-12/00				22-0579-1		Perr.	Th 23,0	
<b>600 1/59-12/63</b>									
Allmodels	1/59-12/63		F		53-0004		Ap	177,8x32	Hand Brake
<b>66 10/72-9/75</b>									
1.1SL,MARATHONKombi Eng.110G (40kW)	10/72-8/75		R		53-0103		Luc	203,2x38	Hand Brake
1.1,SW (35kW)	10/72-9/75		R		53-0103		Luc	203,2x38	Hand Brake
1.3MARATHON,Kombi,Koupé Eng.B13,0S (42kW)	9/73-8/75		R		53-0103		Luc	203,2x38	Hand Brake
<b>CF 65 1/01-</b>									
FA65.180 Eng.CE136C (136kW)	1/01-	F/R	F/R		22-0585-0		Knorr	Th 30,0	
FA65.220 Eng.CE162C (162kW)	1/01-	F/R	F/R		22-0585-0		Knorr	Th 30,0	
FA65.250 Eng.CE184C (184kW)	1/01-	F/R	F/R		22-0585-0		Knorr	Th 30,0	
<b>CF 75 1/01-</b>									
FA/FT75.250 Eng.PE183C (183kW)	1/01-	F/R	F/R		22-0585-0		Knorr	Th 30,0	
FA/FT75.250 Eng.PR183S (183kW)	1/01-	F/R	F/R		22-0585-0		Knorr	Th 30,0	
FA/FT75.310 Eng.PE228C (228kW)	1/01-	F/R	F/R		22-0585-0		Knorr	Th 30,0	
FA/FT75.310 Eng.PR228S (228kW)	1/01-	F/R	F/R		22-0585-0		Knorr	Th 30,0	
FA/FT75.360 Eng.PE265C (265kW)	1/01-	F/R	F/R		22-0585-0		Knorr	Th 30,0	
FA/FT75.360 Eng.PR265S (265kW)	1/01-	F/R	F/R		22-0585-0		Knorr	Th 30,0	
FAG/FAN/FAR/FAS75.310 Eng.PE228C (228kW)	1/01-	F/R	F/R		22-0585-0		Knorr	Th 30,0	
FAG/FAN/FAR/FAS75.310 Eng.PR228S (228kW)	1/01-	F/R	F/R		22-0585-0		Knorr	Th 30,0	
FAG/FAN/FAR/FAS/FAT75.250 Eng.PE183C (183kW)	1/01-	F/R	F/R		22-0585-0		Knorr	Th 30,0	
FAG/FAN/FAR/FAS/FAT75.360 Eng.PE265C (265kW)	1/01-	F/R	F/R		22-0585-0		Knorr	Th 30,0	
FAG/FAN/FAR/FAS/FAT75.360 Eng.PR265S (265kW)	1/01-	F/R	F/R		22-0585-0		Knorr	Th 30,0	

		Spare Parts	F/R	L/R	METELLI ref.	METELLI ref. w/KIT		DIMENSIONS mm.	NOTE
FAR/FAS/FAT/FAG/FAN75.250 Eng.PR183S (183kW)	1/01-		F/R		22-0585-0		Knorr	Th 30,0	
FAT75.310 Eng.PE228C (228kW)	1/01-		F/R		22-0585-0		Knorr	Th 30,0	
FAT75.310 Eng.PR228S (228kW)	1/01-		F/R		22-0585-0		Knorr	Th 30,0	
<b>CF 85 1/01-</b>									
FA85.340 Eng.XE250C (250kW)	1/01-		F/R		22-0585-0		Knorr	Th 30,0	
FA/FT85.360 Eng.MX265 (265kW)	10/06-		F/R		22-0585-0		Knorr	Th 30,0	
FA/FT85.380 Eng.XE280C (280kW)	1/01-		F/R		22-0585-0		Knorr	Th 30,0	
FA/FT85.410 Eng.MX300 (300kW)	10/05-		F/R		22-0585-0		Knorr	Th 30,0	
FA/FT85.430 Eng.XE315C (315kW)	1/01-		F/R		22-0585-0		Knorr	Th 30,0	
FA/FT85.460 Eng.MX340 (340kW)	10/05-		F/R		22-0585-0		Knorr	Th 30,0	
FA/FT85.480 Eng.XE355C (355kW)	1/01-		F/R		22-0585-0		Knorr	Th 30,0	
FA/FT85.510 Eng.MX375 (375kW)	10/05-		F/R		22-0585-0		Knorr	Th 30,0	
FAC/FAD/FAX85.360 Eng.MX265 (265kW)	10/06-		F/R		22-0585-0		Knorr	Th 30,0	
FAC/FAG/FAN/FAX85.460 Eng.MX340 (340kW)	10/05-		F/R		22-0585-0		Knorr	Th 30,0	
FAC/FAX85.410 Eng.MX300 (300kW)	10/05-		F/R		22-0585-0		Knorr	Th 30,0	
FAC/FAX85.510 Eng.MX375 (375kW)	10/05-		F/R		22-0585-0		Knorr	Th 30,0	
FAD85.340 Eng.XE250C (250kW)	1/01-		F/R		22-0585-0		Knorr	Th 30,0	
FAD/FAG/FAN/FAR/FAS/FAT85.380 Eng.XE280C (280kW)	1/01-		F/R		22-0585-0		Knorr	Th 30,0	
FAD/FAG/FAN/FAR/FAS/FAT85.410 Eng.MX300 (300kW)	10/05-		F/R		22-0585-0		Knorr	Th 30,0	
FAD/FAG/FAN/FAR/FAS/FAT85.430 Eng.XE315C (315kW)	1/01-		F/R		22-0585-0		Knorr	Th 30,0	
FAD/FAG/FAN/FAR/FAS/FAT85.510 Eng.MX375 (375kW)	10/05-		F/R		22-0585-0		Knorr	Th 30,0	
FAD/FAG/FAN/FAT85.480 Eng.XE355C (355kW)	1/01-		F/R		22-0585-0		Knorr	Th 30,0	
FAD/FAR/FAS/FAT85.460 Eng.MX340 (340kW)	10/05-		F/R		22-0585-0		Knorr	Th 30,0	
FAG/FAN85.360 Eng.MX265 (265kW)	10/06-		F/R		22-0585-0		Knorr	Th 30,0	
FAG/FAN/FAR/FAS/FAT85.340 Eng.XE250C (250kW)	1/01-		F/R		22-0585-0		Knorr	Th 30,0	
FAR/FAS/FAT85.360 Eng.MX265 (265kW)	10/06-		F/R		22-0585-0		Knorr	Th 30,0	
FTG/FTP/FTS85.360 Eng.MX265 (265kW)	10/06-		F/R		22-0585-0		Knorr	Th 30,0	
FTG/FTS/FTP/FTT85.510 Eng.MX375 (375kW)	10/05-		F/R		22-0585-0		Knorr	Th 30,0	
FTG/FTS/FTT85.460 Eng.MX340 (340kW)	10/05-		F/R		22-0585-0		Knorr	Th 30,0	
FTG/FTT85.340 Eng.XE250C (250kW)	1/01-		F/R		22-0585-0		Knorr	Th 30,0	
FTG/FTT85.380 Eng.XE280C (280kW)	1/01-		F/R		22-0585-0		Knorr	Th 30,0	
FTG/FTT85.410 Eng.MX300 (300kW)	10/05-		F/R		22-0585-0		Knorr	Th 30,0	
FTG/FTT85.480 Eng.XE355C (355kW)	1/01-		F/R		22-0585-0		Knorr	Th 30,0	
FTT85.430 Eng.XE315C (315kW)	1/01-		F/R		22-0585-0		Knorr	Th 30,0	
<b>Daffodil 1/62-12/65</b>									
750	1/62-12/65		F		53-0004		Ap	177,8x32	Hand Brake
<b>F 1000 12/86-12/92</b>									
FA1000CB Eng.CB108 (108kW)	5/87-12/92		F		22-0579-0		Perr.	Th 23,0	
	5/87-12/92		F		22-0579-1		Perr.	Th 23,0	
FA1000CN Eng.CN96 (96kW)	12/86-12/92		F		22-0579-0		Perr.	Th 23,0	
	12/86-12/92		F		22-0579-1		Perr.	Th 23,0	
<b>F 600 12/86-12/92</b>									
FA600CD Eng.CD85 (85kW)	12/86-12/92		F		22-0579-0		Perr.	Th 23,0	
	12/86-12/92		F		22-0579-1		Perr.	Th 23,0	
<b>F 800 12/86-8/91</b>									
FA800CB Eng.CB108 (108kW)	5/87-8/91		F		22-0579-0		Perr.	Th 23,0	
	5/87-8/91		F		22-0579-1		Perr.	Th 23,0	
FA800CN Eng.CN96 (96kW)	12/86-8/91		F		22-0579-0		Perr.	Th 23,0	
	12/86-8/91		F		22-0579-1		Perr.	Th 23,0	
<b>LF 45 1/01-</b>									
FA45.150 Eng.BE110C (110kW)	1/01-		F/R		22-0582-0		Wab	Th 26,0	
FA45.170 Eng.BE123C (123kW)	1/01-		F/R		22-0582-0		Wab	Th 26,0	


























































		Spare Parts	F/R	L/R	METELLI ref.	METELLI ref. w/KIT		DIMENSIONS mm.	NOTE
FA45.180 Eng.CE136C (136kW)	1/01-		F/R		<b>22-0582-0</b>		Wab	Th 26,0	
FA45.180 Eng.FR136S1 (136kW)	5/06-		F/R		<b>22-0582-0</b>		Wab	Th 26,0	
FA45.220 Eng.CE162C (162kW)	1/01-		F/R		<b>22-0582-0</b>		Wab	Th 26,0	
FA45.220 Eng.GR165S1 (165kW)	5/06-		F/R		<b>22-0582-0</b>		Wab	Th 26,0	
<b>LF 55 1/01-</b>									
FA55.180 Eng.CE136C (136kW)	1/01-		F/R		<b>22-0585-0</b>		Knorr	Th 30,0	18 Ton
	1/01-		F/R		<b>22-0590-0</b>		Wab	Th 30,0	12-15 Ton
FA55.180 Eng.FR136S1 (136kW)	5/06-		F/R		<b>22-0585-0</b>		Knorr	Th 30,0	18 Ton
	5/06-		F/R		<b>22-0590-0</b>		Wab	Th 30,0	12-15 Ton
FA55.220 Eng.CE162C (162kW)	1/01-		F/R		<b>22-0585-0</b>		Knorr	Th 30,0	18 Ton
	1/01-		F/R		<b>22-0590-0</b>		Wab	Th 30,0	12-15 Ton
FA55.220 Eng.GR165S1 (165kW)	5/06-		F/R		<b>22-0585-0</b>		Knorr	Th 30,0	18 Ton
	5/06-		F/R		<b>22-0590-0</b>		Wab	Th 30,0	12-15 Ton
FA55.250 Eng.CE184C (184kW)	1/01-		F/R		<b>22-0585-0</b>		Knorr	Th 30,0	18 Ton
	1/01-		F/R		<b>22-0590-0</b>		Wab	Th 30,0	12-15 Ton
FA55.250 Eng.GR184S1 (184kW)	5/06-		F/R		<b>22-0585-0</b>		Knorr	Th 30,0	18 Ton
	5/06-		F/R		<b>22-0590-0</b>		Wab	Th 30,0	12-15 Ton
FA55.290 Eng.GR210S1 (210kW)	5/06-		F/R		<b>22-0585-0</b>		Knorr	Th 30,0	18 Ton
FAN55.220 Eng.GR165S1 (165kW)	5/06-		F/R		<b>22-0585-0</b>		Knorr	Th 30,0	18 Ton
	5/06-		F/R		<b>22-0590-0</b>		Wab	Th 30,0	12-15 Ton
FAN55.250 Eng.GR184S1 (184kW)	5/06-		F/R		<b>22-0585-0</b>		Knorr	Th 30,0	18 Ton
	5/06-		F/R		<b>22-0590-0</b>		Wab	Th 30,0	12-15 Ton
FAN55.290 Eng.GR210S1 (210kW)	5/06-		F/R		<b>22-0585-0</b>		Knorr	Th 30,0	18 Ton
FT55.180 Eng.CE136C (136kW)	1/01-		F/R		<b>22-0585-0</b>		Knorr	Th 30,0	18 Ton
	1/01-		F/R		<b>22-0590-0</b>		Wab	Th 30,0	12-15 Ton
FT55.220 Eng.CE162C (162kW)	1/01-		F/R		<b>22-0585-0</b>		Knorr	Th 30,0	18 Ton
	1/01-		F/R		<b>22-0590-0</b>		Wab	Th 30,0	12-15 Ton
FT55.220 Eng.GR165S1 (165kW)	5/06-		F/R		<b>22-0585-0</b>		Knorr	Th 30,0	18 Ton
	5/06-		F/R		<b>22-0590-0</b>		Wab	Th 30,0	12-15 Ton
FT55.250 Eng.CE184C (184kW)	1/01-		F/R		<b>22-0585-0</b>		Knorr	Th 30,0	18 Ton
	1/01-		F/R		<b>22-0590-0</b>		Wab	Th 30,0	12-15 Ton
FT55.250 Eng.GR184S1 (184kW)	5/06-		F/R		<b>22-0585-0</b>		Knorr	Th 30,0	18 Ton
	5/06-		F/R		<b>22-0590-0</b>		Wab	Th 30,0	12-15 Ton
FT55.290 Eng.GR210S1 (210kW)	5/06-		F/R		<b>22-0585-0</b>		Knorr	Th 30,0	18 Ton
<b>Serie 400 Van</b>									
2.0	89-96		R		<b>18-0100</b>			Ø 254,0	Exc. Bus, V8 Police
2.5D428-435 (53kW)	4/89-8/93		F		<b>22-0016-0</b>		Lock	Th 18,0	
	4/89-8/93		R		<b>53-0139</b>		Ap	254,0x57	Hand Brake
	4/89-8/93		R		<b>53-0109</b>		Ap	254,0x70	Hand Brake
	89-93		R		<b>18-0100</b>			Ø 254,0	Exc. Bus, V8 Police
2.5TD428-435 (71kW)	4/89-8/93		F		<b>22-0016-0</b>		Lock	Th 18,0	
	89-93		R		<b>18-0100</b>			Ø 254,0	Exc. Bus, V8 Police
3.5V8	89-96		R		<b>18-0100</b>			Ø 254,0	Exc. Bus, V8 Police
Bus,V8Police	89-96		R		<b>18-0100</b>			Ø 254,0	
<b>XF 105 10/05-</b>									
FA/FTXF105.410 Eng.MX300 (300kW)	10/05-		F/R		<b>22-0585-0</b>		Knorr	Th 30,0	
FA/FTXF105.460 Eng.MX340 (340kW)	10/05-		F/R		<b>22-0585-0</b>		Knorr	Th 30,0	
FA/FTXF105.510 Eng.MX375 (375kW)	10/05-		F/R		<b>22-0585-0</b>		Knorr	Th 30,0	
FAS/FAR/FANXF105.410 Eng.MX300 (300kW)	10/05-		F/R		<b>22-0585-0</b>		Knorr	Th 30,0	
FAS/FAR/FANXF105.460 Eng.MX340 (340kW)	10/05-		F/R		<b>22-0585-0</b>		Knorr	Th 30,0	
FAS/FAR/FANXF105.510 Eng.MX375 (375kW)	10/05-		F/R		<b>22-0585-0</b>		Knorr	Th 30,0	
<b>XF 95 9/02-</b>									
FA/FT95.380 Eng.XE280C (280kW)	9/02-		F/R		<b>22-0585-0</b>		Knorr	Th 30,0	
FA/FT95.430 Eng.XE315C (315kW)	9/02-		F/R		<b>22-0585-0</b>		Knorr	Th 30,0	
FA/FT95.480 Eng.XE355C (355kW)	9/02-		F/R		<b>22-0585-0</b>		Knorr	Th 30,0	
FA/FT95.530 Eng.XE390C (390kW)	9/02-		F/R		<b>22-0585-0</b>		Knorr	Th 30,0	
FTG95.380 Eng.XE250C (250kW)	9/02-		F/R		<b>22-0585-0</b>		Knorr	Th 30,0	



























































<b>Applause I 6/89-7/97</b>									
1.6 16v (A101) Eng.HD (66kW)	6/89-7/97		F		<b>22-0240-0</b>		Ake	Th 14,0	
	6/89-7/97		R		<b>22-0390-0</b>		Ake	Th 12,5	
	6/89-7/97		R		<b>53-0037</b>		Sum	200,0x30	





		Spare Parts	F/R	L/R	METELLI ref.	METELLI ref. w/KIT		DIMENSIONS mm.	NOTE
1.6 16v (A101,111) Eng.HDE (77kW)	6/89-7/97		F		22-0240-0		Ake	Th 14,0	
	6/89-7/97		R		22-0390-0		Ake	Th 12,5	
	6/89-7/97		R		53-0037		Sum	200,0x30	
	6/89-		R		18-0130			Ø 200,0	
1.6 4WD Eng.HDE (77kW)	6/89-7/97		F		22-0240-0		Ake	Th 14,0	
	6/89-7/97		R		22-0390-0		Ake	Th 12,5	
	6/89-7/97		R		53-0037		Sum	200,0x30	
	6/89-		R		18-0130			Ø 200,0	
<b>Applause II 7/97-</b>									
1.6 16v Eng.HDEEG (73kW)	7/97-		R		53-0037		Sum	200,0x30	
<b>Charade I (G10) 10/77-2/83</b>									
1.0 Eng.CB20 (37kW)	77-81		F		53-0390		Sum	220,0x40	
1.0 Eng.CB22 (38kW)	81-83		F		53-0390		Sum	220,0x40	
<b>Charade II (G11, G30) 10/83-3/87</b>									
1.0 (G11) Eng.CB22 (38kW)	10/83-3/87		F		22-0380-0		Ake	Th 14,0	
1.0 D (G30) Eng.CL10 (27kW)	10/83-3/87		F		22-0380-0		Ake	Th 14,0	
1.0 T. (G11) Eng.CB60 (50kW)	10/83-3/87		F		22-0380-0		Ake	Th 14,0	
1.0 TD (G30) Eng.CL60 (34kW)	2/85-3/87		F		22-0380-0		Ake	Th 14,0	
<b>Charade III (G100, G101, G102) 3/87-1/93</b>									
1.0 (G100) Eng.CB23 (38kW)	3/87-12/92		F		22-0240-0		Ake	Th 14,0	
	3/87-12/92		R		53-0036		Sum	180,0x26	
	2/87-92		R		18-0131			Ø 180,0	
1.0 (G100) Eng.CB90 (40-41kW)	4/89-12/92		F		22-0240-0		Ake	Th 14,0	
	4/89-12/92		R		53-0036		Sum	180,0x26	
	89-92		R		18-0131			Ø 180,0	
1.0 D (G101) Eng.CL11 (27kW)	3/87-12/92		F		22-0240-0		Ake	Th 14,0	
	3/87-12/92		R		53-0036		Sum	180,0x26	
	2/87-92		R		18-0131			Ø 180,0	
1.0 GTi (G100) Eng.CB80 (74kW)	3/87-12/92		R		53-0036		Sum	180,0x26	
	2/87-92		R		18-0131			Ø 180,0	
1.0 T. (G100) Eng.CB61 (50kW)	3/87-10/90		F		22-0240-0		Ake	Th 14,0	
	3/87-10/90		R		53-0036		Sum	180,0x26	
	2/87-90		R		18-0131			Ø 180,0	
1.0 TD (G101) Eng.CL61 (35kW)	3/87-12/92		F		22-0240-0		Ake	Th 14,0	
	3/87-12/92		R		53-0036		Sum	180,0x26	
	2/87-92		R		18-0131			Ø 180,0	
1.3 4WD (G102) Eng.HCE (66kW)	6/88-1/93		R		53-0036		Sum	180,0x26	
	6/88-1/93		R		53-0037		Sum	200,0x30	Van
	1/88-91		R		18-0130			Ø 200,0	
	1/88-91		R		18-0132			Ø 200,0	
	10/88-11/93		R		18-0131			Ø 180,0	
1.3 i (G102) Eng.HCE (66kW)	6/88-1/93		F		22-0240-0		Ake	Th 14,0	
	6/88-1/93		R		53-0036		Sum	180,0x26	
	6/88-1/93		R		53-0037		Sum	200,0x30	Van
	1/88-91		R		18-0130			Ø 200,0	
	1/88-91		R		18-0132			Ø 200,0	
	10/88-11/93		R		18-0131			Ø 180,0	
<b>Charade IV (G200, G202) 1/93-4/01</b>									
1.0 Eng.CB22 (38kW)	9/94-3/96		F		22-0379-0		Ake	Th 14,5	
	9/94-3/96		R		22-0389-0		Ake	Th 12,5	
	9/94-3/96		R		53-0036		Sum	180,0x26	
	94-		R		18-0131			Ø 180,0	
1.3, 16v Eng.HC (44-55-62kW)	1/93-		F		22-0379-0		Ake	Th 14,5	
	1/93-		R		22-0389-0		Ake	Th 12,5	
	1/93-11/99		R		53-0036		Sum	180,0x26	
	1/93-11/99		R		53-0037		Sum	200,0x30	
	7/97-		R		18-0130			Ø 200,0	
	93-97		R		18-0131			Ø 180,0	
1.5 Eng.HE (55kW)	10/94-		F		22-0379-0		Ake	Th 14,5	
	10/94-		R		22-0389-0		Ake	Th 12,5	
	94-		R		18-0131			Ø 180,0	
1.5 16v Eng.HEEG (66kW)	1/97-		F		22-0379-0		Ake	Th 14,5	
	1/97-		R		22-0389-0		Ake	Th 12,5	
	97-		R		18-0131			Ø 180,0	
1.6 GTi Eng.HDE (77kW)	3/93-		F		22-0379-0		Ake	Th 14,5	
	3/93-		R		22-0389-0		Ake	Th 12,5	
	3/93-6/97		R		53-0036		Sum	180,0x26	

		Spare Parts	F/R	L/R	METELLI ref.	METELLI ref. w/KIT		DIMENSIONS mm.	NOTE
1.6 GTi Eng.HDE (77kW)	93-		R		18-0131			Ø 180,0	
<b>Charmant (A) 11/81-7/87</b>									
1.3 (A35) Eng.4K (48kW)	-83		F		22-0228-0		Sum	Th 14,0	
	83-		F		22-0441-0		Ake	Th 15,0	
	81-83		F		23-0150			Ø 229,0 Th 12,5-11,5	
	11/81-		R		53-0409		Ake	200,0x36	
	11/81-8/83		R		53-0408		Ake	228,6x41	Hand Brake
	3/82-12/82		R		18-0126			Ø 200,0	
1.4 Eng.T	11/81-12/82		R		53-0408		Ake	228,6x41	Hand Brake
1.5 Eng.3AU (59kW)	1/81-7/87		R		53-0408		Ake	228,6x41	Hand Brake
1.6 Eng.12T (64kW)	1/76-12/81		F		22-0228-0		Sum	Th 14,0	
	1/76-12/81		R		53-0408		Ake	228,6x41	Hand Brake
1.6 (A45) Eng.2T (55kW)	-83		F		22-0228-0		Sum	Th 14,0	
	83-		F		22-0441-0		Ake	Th 15,0	
	-81		F		23-0148			Ø 228,0 Th 10,0-9,0	
	12/81-9/84		R		53-0408		Ake	228,6x41	Hand Brake
1.6 (A60) Eng.4A (57-60-61kW)	-83		F		22-0228-0		Sum	Th 14,0	
	83-		F		22-0441-0		Ake	Th 15,0	
	8/83-7/87		R		53-0408		Ake	228,6x41	Hand Brake
<b>Copen 9/03-</b>									
0.7 Eng.JB (50kW)	9/03-		F		22-0415-0		Sum	Th 15,0	
	03-		F		23-0923			Ø 246,0 Th 17,0-16,0	Vent.
	9/03-		R		53-0039			180,0x38	
1.3 Eng.K3VE (63kW)	3/06-		F		22-0415-0		Sum	Th 15,0	
	06-		F		23-0923			Ø 246,0 Th 17,0-16,0	Vent.
<b>Cuore II / Mira II (L80, L81) 9/85-12/90</b>									
0.8, 4WD (L81) Eng.ED10 (29-32kW)	9/85-12/90		F		22-0201-0		Sum	Th 13,5	
	-87		R		53-0034		Ake	165,0x25	Exc. 4WD
<b>Cuore III / Mira III (L201) 10/90-12/94</b>									
0.8 Eng.ED10K (30kW)	10/90-12/94		F		22-0378-0		Ake	Th 14,0	
	90-		R		18-0104			Ø 165,0	
<b>Cuore IV (L501) 1/95-11/96</b>									
0.8 Eng.ED20 (32kW)	1/95-11/96		F		22-0378-0		Ake	Th 14,0	
	1/95-11/96		R		53-0038			165,0x25	
<b>Cuore V (L5) 11/96-10/98</b>									
0.8 Eng.EFEL (31kW)	11/96-10/98		F		22-0378-0		Ake	Th 14,0	
	11/96-10/98		R		53-0038			165,0x25	
<b>Cuore VI 10/98-5/03</b>									
1.0 i (L701) Eng.EJDE (41kW)	10/98-5/03		F		22-0459-0		Sum	Th 14,5	
	98-03		F		23-0791			Ø 211,0 Th 11,0-10,0	+ABS
	10/98-5/03		R		53-0038			165,0x25	-ABS
	10/98-5/03		R		53-0039			180,0x38	
	10/98-5/03		R		53-0035		Sum	180,0x35	+ABS
	98-03		R		18-0354			Ø 165,0	
<b>Cuore VII 5/03-9/07</b>									
1.0 Eng.EJVE (43kW)	-07		F		22-0605-0		Ake	Th 15,5	
	07-		F		22-0415-0		Sum	Th 15,0	
	5/03-		F		23-0791			Ø 211,0 Th 11,0-10,0	
	5/03-9/07		R		53-0038			165,0x25	
<b>Cuore VIII 10/07-</b>									
1.0 Eng.1KRFE (51kW)	10/07-		F		22-0415-0		Sum	Th 15,0	
	07-		F		23-0923			Ø 246,0 Th 17,0-16,0	Vent., 14Inch Wheels
	10/07-		R		53-0045			165,0x26	
<b>Domino</b>									
All models			R		53-0038			165,0x25	
	-94		R		18-0104			Ø 165,0	
<b>Feroza (F300) 10/88-</b>									
1.6 16v HardTop, SoftTop Eng.HDC (63kW)	10/88-		F		22-0101-0		Ake	Th 14,0	
	88-		F		23-0244			Ø 277,0 Th 18,0-17,0	Vent.
	10/88-		R		53-0033		Ake	254,0x45	
	10/88-		R		18-0133			Ø 254,0	
1.6 i 16v HardTop, SoftTop Eng.HDE (70kW)	10/88-		F		22-0101-0		Ake	Th 14,0	
	88-		F		23-0244			Ø 277,0 Th 18,0-17,0	Vent.
	10/88-		R		53-0033		Ake	254,0x45	
	10/88-		R		18-0133			Ø 254,0	



			Spare Parts	F/R	L/R	METELLI ref.	METELLI ref. w/KIT		DIMENSIONS mm.	NOTE
<b>Fourtrack 1/84-</b>										
2.0 Eng.3Y (65kW)	1/84-		R			53-0033		Ake	254,0x45	
	84-		R			18-0133			Ø 254,0	
2.2	84-		R			18-0133			Ø 254,0	
2.8 D, TD Eng.DL51/ DL52 (54-67-75kW)	1/84-		R			53-0033		Ake	254,0x45	
	84-		R			18-0133			Ø 254,0	
<b>Gran Move (G3) 10/96-</b>										
1.5 16v (G303) Eng.HEEG (66kW)	10/96-7/98		F			22-0379-0		Ake	Th 14,5	
	10/96-7/98		R			22-0389-0		Ake	Th 12,5	
	10/96-7/98		R			53-0040			200,0x38	
	96-		R			18-0130			Ø 200,0	
1.6 Eng.HDEP (70kW)	98-		F			22-0379-0		Ake	Th 14,5	
	98-		R			22-0389-0		Ake	Th 12,5	
	98-		R			53-0040			200,0x38	
	98-		R			18-0130			Ø 200,0	
1.6 16v (G301) Eng.HDEP (67kW)	5/98-		F			22-0379-0		Ake	Th 14,5	
	5/98-		R			22-0389-0		Ake	Th 12,5	
	5/98-		R			53-0040			200,0x38	
	98-		R			18-0130			Ø 200,0	
<b>Materia 1/07-</b>										
1.3 Eng.K3 (67kW)	1/07-		F			22-0793-0		Sum	Th 16,5	
	07-		F			23-0922			Ø 254,0 Th 22,0-21,0	Vent.
	1/07-		R			53-0043			180,0x28	
1.5, 4WD Eng.3SZVE (76kW)	1/07-		F			22-0793-0		Sum	Th 16,5	
	07-		F			23-0922			Ø 254,0 Th 22,0-21,0	Vent.
	1/07-		R			53-0043			180,0x28	
<b>Move (L6, L9) 10/96-</b>										
0.8 Eng.ED20 (32kW)	10/96-		F			22-0458-0		Ake	Th 14,0	
	10/96-		R			53-0034		Ake	165,0x25	
	96-		R			18-0354			Ø 165,0	+ABS
1.0 i Eng.EJDE (41kW)	10/98-		F			22-0201-0		Sum	Th 13,5	
	10/98-		R			53-0038			165,0x25	
	10/98-		R			53-0039			180,0x38	
	98-		R			18-0354			Ø 165,0	+ABS
<b>Rocky (F7, F8) 4/84-</b>										
2.0 HardTop, SoftTop Eng.3Y (65kW)	-90		F			22-0239-0		Ake	Th 14,0	
	90-		F			22-0101-0		Ake	Th 14,0	
	85-		F			23-0244			Ø 277,0 Th 18,0-17,0	Vent.
	2/85-4/93		R			53-0033		Ake	254,0x45	
	85-		R			18-0133			Ø 254,0	
2.2 4x4	-90		F			22-0239-0		Ake	Th 14,0	
	90-		F			22-0101-0		Ake	Th 14,0	
	93-94		F			23-0244			Ø 277,0 Th 18,0-17,0	Vent.
	4/84-		R			18-0133			Ø 254,0	
2.8 D Hard Top, Soft Top Eng.DL (54kW)	-90		F			22-0239-0		Ake	Th 14,0	
	90-		F			22-0101-0		Ake	Th 14,0	
	85-		F			23-0244			Ø 277,0 Th 18,0-17,0	Vent.
	2/85-		R			53-0033		Ake	254,0x45	
	5/93-		R			53-0426		Ake	270,0x55	
	85-		R			18-0133			Ø 254,0	
2.8 TD Hard Top, Soft Top Eng.DL51 (67kW)	-90		F			22-0239-0		Ake	Th 14,0	
	90-		F			22-0101-0		Ake	Th 14,0	
	87-		F			23-0244			Ø 277,0 Th 18,0-17,0	Vent.
	12/87-4/93		R			53-0033		Ake	254,0x45	
	87-		R			18-0133			Ø 254,0	
2.8 TD Hard Top, Soft Top Eng.DL52 (72-75kW)	91-		F			22-0101-0		Ake	Th 14,0	
	91-		F			23-0244			Ø 277,0 Th 18,0-17,0	Vent.
	5/93-		R			53-0426		Ake	270,0x55	
	9/91-		R			53-0033		Ake	254,0x45	
	91-		R			18-0133			Ø 254,0	
<b>Sirion (M1) 4/98-1/05</b>										
0.7 T. 4WD (88kW)	-05		F			22-0381-0		Ake	Th 15,0	
1.0 i, 4WD Eng.EJDE (40-41kW)	4/98-9/00		F			22-0381-0		Ake	Th 15,0	
	4/98-9/00		R			53-0039			180,0x38	
	4/98-9/00		R			53-0035		Sum	180,0x35	
1.0, 4WD Eng.EJVE (43kW)	-05		F			22-0381-0		Ake	Th 15,0	
	03-		R			53-0435			180,0x38	

		Spare Parts	F/R	L/R	METELLI ref.	METELLI ref. w/KIT		DIMENSIONS mm.	NOTE
1.0, 4WD Eng.EJVE (43kW)	9/00-		R		53-0039			180,0x38	
	9/00-		R		53-0035		Sum	180,0x35	
1.3 DVVT 16v, 4WD Eng.K3-VE (75kW)	2/01-4/05		R		53-0435			180,0x38	
1.3 Sport, 4WD Eng.K3VE2 (75kW)	-05		F		22-0381-0		Ake	Th 15,0	
	4/05-12/06		F		23-0923			Ø 246,0 Th 17,0-16,0	Vent., +ABS
	8/00-		R		53-0039			180,0x38	
<b>Sirion (M3) 1/05-</b>									
1.0, 4WD Eng.1KRFE (51kW)	05-		F		22-0415-0		Sum	Th 15,0	
	05-12/06		F		23-0923			Ø 246,0 Th 17,0-16,0	Vent., +ABS
	1/05-		R		53-0436			180,0x27	Hand Brake
	1/05-		R		53-0043			180,0x28	
1.3 4WD Eng.K3VE (64kW)	1/05-		F		22-0415-0		Sum	Th 15,0	
	05-12/06		F		23-0923			Ø 246,0 Th 17,0-16,0	Vent., +ABS
	4/05-		R		53-0043			180,0x28	
1.3, 4WD Eng.K3VE (67kW)	08-		F		22-0415-0		Sum	Th 15,0	
	08-		F		23-0923			Ø 246,0 Th 17,0-16,0	Vent., +ABS
	08-		R		53-0043			180,0x28	
1.5 Eng.3SZVE (76kW)	07-		F		22-0415-0		Sum	Th 15,0	
	07-		F		23-0922			Ø 254,0 Th 22,0-21,0	Vent.
	11/07-		R		53-0043			180,0x28	
<b>Sportrak 1/89-</b>									
1.6i 16v Eng.HDC/HDE (63-70kW)	1/89-		R		53-0033		Ake	254,0x45	
	89-		R		18-0133			Ø 254,0	
<b>Terios I (J1) 10/97-11/05</b>									
1.3 Eng.K3VE (63kW)	9/01-		F		22-0382-0		Sum	Th 15,0	
	01-06		F		23-0841			Ø 273,5 Th 16,0-15,0	
	9/01-11/05		R		53-0434		Sum	228,6x42	
	01-		R		18-0355			Ø 228,6	+ABS
	01-		R		18-0105			Ø 228,6	-ABS
1.3 4WD Eng.HEEJ (61kW)	10/97-10/00		F		22-0382-0		Sum	Th 15,0	
	97-00		F		23-0841			Ø 273,5 Th 16,0-15,0	
	10/97-10/00		R		53-0429			228,6x42	
	98-		R		18-0355			Ø 228,6	+ABS
	98-		R		18-0105			Ø 228,6	-ABS
1.3 4WD Eng.K3VE (63kW)	10/00-		F		22-0382-0		Sum	Th 15,0	
	00-06		F		23-0841			Ø 273,5 Th 16,0-15,0	
	10/00-11/05		R		53-0434		Sum	228,6x42	
	00-		R		18-0355			Ø 228,6	+ABS
	00-		R		18-0105			Ø 228,6	-ABS
<b>Terios II 11/05-</b>									
1.3, 4WD Eng.K3VE (63kW)	5/06-		F		22-0382-0		Sum	Th 15,0	
	06-		F		23-0841			Ø 273,5 Th 16,0-15,0	
	11/05-		R		53-0434		Sum	228,6x42	
1.5 Eng.3SZVE (77kW)	5/06-		F		22-0382-0		Sum	Th 15,0	
	11/05-		F		23-0841			Ø 273,5 Th 16,0-15,0	M/T
	11/05-		R		53-0434		Sum	228,6x42	
1.5 4WD Eng.3SZ (77kW)	5/09-		F		22-0382-0		Sum	Th 15,0	
	5/09-		F		23-0841			Ø 273,5 Th 16,0-15,0	M/T
	5/09-		R		53-0434		Sum	228,6x42	
<b>Trevis 6/06-</b>									
1.0 Eng.EJVE (43kW)	6/06-		F		22-0415-0		Sum	Th 15,0	
	6/06-		F		23-0791			Ø 211,0 Th 11,0-10,0	M/T
	6/06-		R		53-0042			165,0x28	
<b>Wildcat 2/84-</b>									
2.0	84-		R		18-0133			Ø 254,0	
2.2	84-		R		18-0133			Ø 254,0	
2.8 D Eng.DL (54kW)	85-		R		18-0133			Ø 254,0	
2.8 TD Eng.DL50 (65kW)	85-		R		18-0133			Ø 254,0	
<b>YRV (M2) 2/01-</b>									
1.0 Eng.EJVE (43kW)	2/01-		F		22-0381-0		Ake	Th 15,0	
	2/01-		R		53-0041			180,0x31	
1.3 Eng.K3VE (64kW)	2/01-		F		22-0381-0		Ake	Th 15,0	
	2/01-		R		53-0039			180,0x38	
1.3 GTi Eng.K3VET (95kW)	7/02-		F		22-0415-0		Sum	Th 15,0	
	02-08/06		F		23-0923			Ø 246,0 Th 17,0-16,0	Vent.
	7/02-		R		53-0039			180,0x38	













		Spare Parts	F/R	L/R	METELLI ref.	METELLI ref. w/KIT		DIMENSIONS mm.	NOTE
1.3, 4WD Eng.K3VE (63kW)	2/01-		F		22-0381-0		Ake	Th 15,0	
	2/01-		R		53-0039			180,0x38	

## DAIHATSU LCV





## Hijet I 1/83-12/91

0.8 Eng.CD20 (29kW)	1/83-		F		22-0201-0		Sum	Th 13,5	
1.0 Eng.CB41 (33kW)	1/83-		F		22-0201-0		Sum	Th 13,5	

## Hijet II 1/92-

1.0 Eng.CB41 (33kW)	1/92-		F		22-0201-0		Sum	Th 13,5	
	1/92-		R		53-0040			200,0x38	Bus, Van
	1/92-		R		53-0044		Ap	203,2x38	
1.0 i Eng.CB42 (35kW)	1/92-		F		22-0201-0		Sum	Th 13,5	
	1/92-		R		53-0040			200,0x38	Bus, Van
	1/92-		R		53-0044		Ap	203,2x38	
1.2 D Eng.LDW12 (26kW)	1/92-		F		22-0201-0		Sum	Th 13,5	
	1/92-		R		53-0044		Ap	203,2x38	
1.3 i 16v Eng.HCES (48kW)	1/92-		F		22-0201-0		Sum	Th 13,5	
	1/92-		R		53-0044		Ap	203,2x38	
1.4 D Eng.LDW14 (28kW)	1/92-		F		22-0201-0		Sum	Th 13,5	
	1/92-		R		53-0044		Ap	203,2x38	

## Taft 9/76-2/85

1.6 D 4WD (F20) Eng.12R (49kW)	9/76-2/85		F		22-0239-0		Ake	Th 14,0	
2.5 D 4WD (F50) Eng.DG (45kW)	8/78-8/82		F		22-0239-0		Ake	Th 14,0	
2.8 D 4WD (F60) Eng.DL (51kW)	8/82-2/85		F		22-0239-0		Ake	Th 14,0	
	8/82-2/85		F			53-0197K	Ake	Th 14,0	

## Taft 9/94-



V8 Super 4.0 Eng.DC (267kW)	8/82-2/85		F			53-0197K	Ake	Th 14,0	
-----------------------------	-----------	---	---	--	--	----------	-----	---------	--

## Taft 1/94-

1.4 i (55kW)	8/82-2/85		F			53-0320Y	Ake	Th 14,0	
--------------	-----------	---	---	--	--	----------	-----	---------	--


## DALLAS

## Fun 1/94-


1.4 i (55kW)	1/94-		R		53-0320	53-0320K	Bdx	180,0x32	Hand Brake
	1/94-		R			53-0329Y	Bdx	180,0x32	Hand Brake
	1/94-		R		53-0322	53-0320Y	Luc	180,0x32	Hand Brake
1.8 D (43kW)	1/94-		R		53-0320	53-0320K	Bdx	180,0x32	Hand Brake
	1/94-		R			53-0329Y	Bdx	180,0x32	Hand Brake
	1/94-		R		53-0322		Luc	180,0x32	Hand Brake

## DENNIS BUS


## Javelin Mk III 1/95-

All models	1/95-		F		22-0589-0		Mer	Th 28,0	
------------	-------	---	---	--	-----------	--	-----	---------	--

## Lance Sif 1/95-


All models	1/95-		F		22-0586-0		Mer	Th 28,0	
------------	-------	---	---	--	-----------	--	-----	---------	--

## Trident II 1/01-


All models	1/01-		F/R		22-0585-0		Knorr	Th 30,0	
------------	-------	---	-----	--	-----------	--	-------	---------	--

## DENNIS FIRE

## Rapier 1/92-


All models	-94		F		22-0272-0		Perr.	Th 20,5	
	94-		F		22-0272-1		Perr.	Th 20,5	

## Sabre 1/95-


All models	1/95-		F		22-0589-0		Mer	Th 28,0	
------------	-------	---	---	--	-----------	--	-----	---------	--

## DISCOS / AXLE

## Haldex Brakes 1/00-



DB22	1/00-		F		22-0594-0		Hal	Th 30,0	22,5Inch Wheels
------	-------	---	---	--	-----------	--	-----	---------	-----------------

## Knorr Brakes 1/99-



SB6000	1/99-		F		22-0584-0		Knorr	Th 30,0	19,5Inch Wheels
SB7000	1/99-		F		22-0585-0		Knorr	Th 30,0	22,5Inch Wheels





## DR

## Dr5 12/07-



1.6 (80kW)	07-		R		22-0431-0		Ake	Th 14,0	
1.9 8v EcoJet (88kW)	07-		R		22-0431-0		Ake	Th 14,0	

## Medallion 1/88-













2.2	1/88-		F		22-0096-0		Bdx	Th 17,0	
	1/88-		R		53-0475		Luc	228,6x42	Hand Brake

				Spare Parts	F/R	L/R	METELLI ref.	METELLI ref. w/KIT		DIMENSIONS mm.	NOTE
<b>Summit 1/88-12/95</b>											
1.5 (82AC)	1/88-12/95				R		53-0253	53-0253Y	Ake	180,0x36	Hand Brake
	91-				R		53-0258		Ake	180,0x37	Exc. Wagon, Hand Brake
	91-				R		53-0256		Ake	228,6x40	Wagon 4WD, Hand Brake











## ENASA

<b>Sava 9/77-</b>											
1.0 J4	9/77-12/80				R		53-0475		Luc	228,6x42	Hand Brake
1.1	9/77-				R		53-0475		Luc	228,6x42	Hand Brake




## ERF TRUCK

<b>ECL 4/02-</b>											
7.28 (206kW)	4/02-			F			22-0587-0		Mer	Th 30,0	
<b>ECM 4/02-</b>											
6.22 (162kW)	4/02-			F			22-0587-0		Mer	Th 30,0	
7.22 (162-206kW)	4/02-			F			22-0587-0		Mer	Th 30,0	
7.28 (153kW)	4/02-			F			22-0587-0		Mer	Th 30,0	
<b>ECT 4/02-</b>											
10.35 Eng.D2066 LF03 (257kW)	2/05-			F/R			22-0587-0		Mer	Th 30,0	
10.43 Eng.D2066 LF01 (316kW)	2/05-			F/R			22-0587-0		Mer	Th 30,0	
11.39 (283kW)	4/02-			F/R			22-0587-0		Mer	Th 30,0	
11.42 (309kW)	4/02-			F/R			22-0587-0		Mer	Th 30,0	
12.36 (265kW)	4/02-			F/R			22-0587-0		Mer	Th 30,0	
13.46 (338kW)	4/02-			F/R			22-0587-0		Mer	Th 30,0	
13.48 (353kW)	2/05-			F/R			22-0587-0		Mer	Th 30,0	
32.35 Eng.D2066 LF03 (257kW)	2/05-			F/R			22-0587-0		Mer	Th 30,0	

## FERRARI

















































<b>208/308 1/82-12/85</b>											
2.9 GTB Eng.F105A (177kW)	1/82-12/85			F			22-0091-2		Ate	Th 19,5	
	1/82-12/85			R			22-0029-0		Ate	Th 18,0	
2.9 GTS Eng.F105A (177kW)	1/82-12/85			F			22-0091-2		Ate	Th 19,5	
	1/82-12/85			R			22-0029-0		Ate	Th 18,0	
<b>308 GTB, GTS 1/75-12/80</b>											
2.9 Eng.308 (169kW)	1/75-12/80			F			22-0078-1		Ate	Th 15,0	
<b>328 GTS, GTB 9/85-9/89</b>											
3.2 Eng.F105C (199kW)	9/85-9/89			F			22-0091-2		Ate	Th 19,5	
	9/85-9/89			R			22-0029-0		Ate	Th 18,0	
<b>Dino 206, 246 1/70-10/73</b>											
246 Eng.236L (143kW)	1/70-10/73			F			22-0078-1		Ate	Th 15,0	
	1/70-10/73			R			22-0008-0		Ate	Th 15,0	
<b>Dino 208 1/82-12/89</b>											
2.0 Eng.F106D (118kW)	82-			F			22-0091-2		Ate	Th 19,5	
<b>Dino GT4 308 1/74-12/80</b>											
2.9 Eng.308 (169kW)	1/74-12/80			F			22-0078-1		Ate	Th 15,0	
	1/74-12/80			R			22-0008-0		Ate	Th 15,0	
<b>Mondial 10/82-7/87</b>											
2.9 Eng.F105A (177kW)	10/82-7/87			F			22-0091-2		Ate	Th 19,5	
	10/82-7/87			R			22-0029-0		Ate	Th 18,0	
3.2 Eng.F105C (199kW)	10/85-12/88			F			22-0091-2		Ate	Th 19,5	
	10/85-12/88			R			22-0029-0		Ate	Th 18,0	
<b>Mondial Cabriolet 3/84-7/87</b>											
2.9 Eng.F105A (177kW)	3/84-7/87			F			22-0091-2		Ate	Th 19,5	
	3/84-7/87			R			22-0029-0		Ate	Th 18,0	

## FIAT




<b>124 7/66-7/75</b>											
1.2, SW Eng.124A.000 (44kW)	7/66-10/73			F			22-0001-0		Bdx	Th 17,5	
	7/66-10/73			R			22-0086-0		Bdx	Th 10,0	
	66-73			F/R			23-0014			Ø 227,0 Th 11,0-9,0	
1.2, SW Eng.124A.000 (48kW)	2/73-7/75			F			22-0001-0		Bdx	Th 17,5	
	2/73-7/75			R			22-0086-0		Bdx	Th 10,0	

























































		Spare Parts	F/R	L/R	METELLI ref.	METELLI ref. w/KIT		DIMENSIONS mm.	NOTE
1.2, SW Eng.124A.000 (48kW)	73-75		F/R		23-0014			Ø 227,0 Th 11,0-9,0	
	73-75		R		18-0005			Ø 228,4	
1.4 Special Eng.124B2.000 (51kW)	68-72		F/R		23-0014			Ø 227,0 Th 11,0-9,0	
1.5 Special Eng.124B2.000 (55kW)	1/73-7/75		F		22-0001-0		Bdx	Th 17,5	
	1/73-7/75		R		22-0086-0		Bdx	Th 10,0	
	73-75		F/R		23-0014			Ø 227,0 Th 11,0-9,0	
	73-75		R		18-0005			Ø 228,4	
1.5 Special T Eng.124AC3 (59kW)	1/71-7/75		F		22-0001-0		Bdx	Th 17,5	
	1/71-7/75		R		22-0086-0		Bdx	Th 10,0	
	71-75		F/R		23-0014			Ø 227,0 Th 11,0-9,0	
1.6 Special T Eng.132A9/AC9 (70kW)	1/73-7/75		F		22-0001-0		Bdx	Th 17,5	
	1/73-7/75		R		22-0086-0		Bdx	Th 10,0	
	73-75		F/R		23-0014			Ø 227,0 Th 11,0-9,0	
	73-75		R		18-0005			Ø 228,4	
<b>124 Coupe 6/67-2/76</b>									
1.4 Sport Eng.124AC.000 (66kW)	67-72		F/R		23-0014			Ø 227,0 Th 11,0-9,0	
1.6 Sport Eng.125BC (81kW)	4/70-10/73		F		22-0001-0		Bdx	Th 17,5	
	4/70-10/73		R		22-0086-0		Bdx	Th 10,0	
	70-73		F/R		23-0014			Ø 227,0 Th 11,0-9,0	
1.6 Sport Eng.132AC.000 (74-76-80kW)	8/72-12/75		F		22-0001-0		Bdx	Th 17,5	
	8/72-12/75		R		22-0086-0		Bdx	Th 10,0	
	72-75		F/R		23-0014			Ø 227,0 Th 11,0-9,0	
	72-75		R		18-0005			Ø 228,4	
1.8 Sport CS1 Eng.132AC1 (84-87kW)	1/73-2/76		F		22-0001-0		Bdx	Th 17,5	
	1/73-2/76		R		22-0086-0		Bdx	Th 10,0	
	73-76		F/R		23-0014			Ø 227,0 Th 11,0-9,0	
<b>124 Spider 1/66-9/85</b>									
1.5 Sport BS Eng.132AC.000 (66kW)	1/66-12/72		F		22-0001-0		Bdx	Th 17,5	
	1/66-12/72		R		22-0086-0		Bdx	Th 10,0	
	66-72		F/R		23-0014			Ø 227,0 Th 11,0-9,0	
1.6 Sport Eng.125BC (81kW)	11/69-8/73		F		22-0001-0		Bdx	Th 17,5	
	11/69-8/73		R		22-0086-0		Bdx	Th 10,0	
	69-73		F/R		23-0014			Ø 227,0 Th 11,0-9,0	
	69-73		R		18-0005			Ø 228,4	
1.6 Sport Eng.132AC.000 (74-76-80kW)	1/69-12/74		F		22-0001-0		Bdx	Th 17,5	
	1/69-12/74		R		22-0086-0		Bdx	Th 10,0	
	69-74		F/R		23-0014			Ø 227,0 Th 11,0-9,0	
	69-74		R		18-0005			Ø 228,4	
1.8 Rally Abarth Eng.132AC4 (94kW)	1/73-7/75		F		22-0001-0		Bdx	Th 17,5	
	1/73-7/75		R		22-0086-0		Bdx	Th 10,0	
1.8 Sport (82kW)	1/73-7/75		F		22-0001-0		Bdx	Th 17,5	
	1/73-7/75		R		22-0086-0		Bdx	Th 10,0	
	73-75		F/R		23-0014			Ø 227,0 Th 11,0-9,0	
	73-75		R		18-0005			Ø 228,4	
1.8 Sport CS1 Eng.132AC1 (84-87kW)	1/72-12/77		F		22-0001-0		Bdx	Th 17,5	
	1/72-12/77		R		22-0086-0		Bdx	Th 10,0	
	72-77		F/R		23-0014			Ø 227,0 Th 11,0-9,0	
	72-77		R		18-0005			Ø 228,4	
2.0 Europa Eng.132C3.031 (76-77kW)	3/82-9/85		F		22-0030-1		Gir	Th 17,5	
	3/82-9/85		R		22-0086-0		Bdx	Th 10,0	
	82-		F		23-0083			Ø 257,0 Th 12,0-10,8	Ch 5506002-
			F		23-0014			Ø 227,0 Th 11,0-9,0	Ch -5506001
2.0 Europa Volumex Eng.232R14 (99kW)	6/83-4/85		F		22-0030-1		Gir	Th 17,5	
	6/83-4/85		R		22-0086-0		Bdx	Th 10,0	
<b>125 7/67-3/74</b>									
1.6 Eng.125A.000 (66kW)	7/67-3/74		F		22-0001-0		Bdx	Th 17,5	
	7/67-3/74		R		22-0086-0		Bdx	Th 10,0	
	67-74		F/R		23-0014			Ø 227,0 Th 11,0-9,0	
1.6 Eng.125AC (59kW)	1/67-		F		22-0001-0		Bdx	Th 17,5	
	1/67-		R		22-0086-0		Bdx	Th 10,0	
1.6 Special Eng.125B.000 (74kW)	5/69-10/73		F		22-0001-0		Bdx	Th 17,5	
	5/69-10/73		R		22-0086-0		Bdx	Th 10,0	
	69-73		F/R		23-0014			Ø 227,0 Th 11,0-9,0	
<b>126 9/72-9/00</b>									
0.6 Eng.126A.000 (17kW)	9/72-6/77		F		53-0055		Fiat	170,0x31	Exc. Personal, Fitted Adjuster
	9/72-6/77		F		53-0063		Fiat	185,0x31	Personal, Fitted Adjuster, Hand Brake
	9/72-		F		18-0001			Ø 170,1	Ch -4472132 / 61299999





























































		Spare Parts	F/R	L/R	METELLI ref.	METELLI ref. w/KIT		DIMENSIONS mm.	NOTE
0.6 Eng.126A.000 (17kW)	9/72-		F/R		<b>18-0003</b>			Ø 185,0	Ch -4472133 / 61300000
	9/72-		R		<b>18-0002</b>		Ø 170,1	Ch -4472132 / 61299999	
0.6 Eng.126AB.000 (13-17-18kW)	1/73-12/75		F		<b>53-0055</b>		Fiat	170,0x31	Exc. Personal, Fitted Adjuster
	1/73-12/75		F		<b>53-0063</b>		Fiat	185,0x31	Personal, Fitted Adjuster, Hand Brake
0.65 Eng.126A1.000/ 126A1.048 (17kW)	-87		F/R		<b>18-0003</b>			Ø 185,0	
0.7 Eng.126A2.000/ 126A2.048 (19kW)	9/87-6/96		R		<b>53-0063</b>		Fiat	185,0x31	Fitted Adjuster, Hand Brake
	9/87-		F/R		<b>18-0003</b>			Ø 185,0	
<b>127 6/71-12/86</b>									
0.9 Eng.100GL.000 (33kW)	-81		F		<b>22-0001-0</b>		Bdx	Th 17,5	
	81-		F		<b>22-0102-0</b>		Bdx	Th 17,5	
	71-83		F		<b>23-0014</b>			Ø 227,0 Th 11,0-9,0	
	6/71-5/83		R		<b>53-0063</b>		Fiat	185,0x31	Fitted Adjuster, Hand Brake
	71-77		R		<b>18-0004</b>			Ø 185,0	
	78-83		R		<b>18-0003</b>			Ø 185,0	
0.9 Eng.100GL.048 (29kW)	-81		F		<b>22-0001-0</b>		Bdx	Th 17,5	
	81-		F		<b>22-0102-0</b>		Bdx	Th 17,5	
	71-83		F		<b>23-0014</b>			Ø 227,0 Th 11,0-9,0	
	6/71-5/83		R		<b>53-0063</b>		Fiat	185,0x31	Fitted Adjuster, Hand Brake
1.0 , Panorama Eng.127A.000 (37kW)	-81		F		<b>22-0001-0</b>		Bdx	Th 17,5	
	81-		F		<b>22-0102-0</b>		Bdx	Th 17,5	
	77-86		F		<b>23-0014</b>			Ø 227,0 Th 11,0-9,0	
	4/77-12/86		R		<b>53-0063</b>		Fiat	185,0x31	Fitted Adjuster, Hand Brake
	-77		R		<b>18-0004</b>			Ø 185,0	
	78-86		R		<b>18-0003</b>			Ø 185,0	
1.0 Sport Eng.127A1.000 (51kW)	-81		F		<b>22-0001-0</b>		Bdx	Th 17,5	
	81-		F		<b>22-0102-0</b>		Bdx	Th 17,5	
	78-82		F		<b>23-0014</b>			Ø 227,0 Th 11,0-9,0	
	7/78-2/82		R		<b>53-0063</b>		Fiat	185,0x31	Fitted Adjuster, Hand Brake
	6/78-		R		<b>18-0003</b>			Ø 185,0	Vett -2545660
1.3 Eng.127A3.000 (55kW)	12/81-5/83		F		<b>22-0028-0</b>		Ate	Th 16,0	
	81-83		F		<b>23-0014</b>			Ø 227,0 Th 11,0-9,0	
	12/81-5/83		R		<b>53-0063</b>		Fiat	185,0x31	Fitted Adjuster, Hand Brake
	2/82-83		R		<b>18-0003</b>			Ø 185,0	
1.3 D, Panorama Eng.127A5.000 (33kW)	4/81-12/86		F		<b>22-0028-0</b>		Ate	Th 16,0	
	81-86		F		<b>23-0014</b>			Ø 227,0 Th 11,0-9,0	
	4/81-12/86		R		<b>53-0063</b>		Fiat	185,0x31	Fitted Adjuster, Hand Brake
	-9/82		R		<b>18-0003</b>			Ø 185,0	
<b>128 3/69-12/84</b>									
1.1 Coupe Eng.128AC5.000 (47-48kW)	3/72-2/81		F		<b>22-0001-0</b>		Bdx	Th 17,5	
	72-81		F		<b>23-0014</b>			Ø 227,0 Th 11,0-9,0	
	3/72-2/81		R		<b>53-0063</b>		Fiat	185,0x31	Fitted Adjuster, Hand Brake
1.1 Special, Panorama, Sport, Coupé Eng.128A.000 (40-48kW)	1/68-		F		<b>22-0001-0</b>		Bdx	Th 17,5	
	1/68-12/84		R		<b>53-0063</b>		Fiat	185,0x31	Fitted Adjuster, Hand Brake
1.1, Familiare Eng.128A.000 (40kW)	3/69-12/84		F		<b>22-0001-0</b>		Bdx	Th 17,5	
	69-84		F		<b>23-0014</b>			Ø 227,0 Th 11,0-9,0	
	3/69-12/84		R		<b>53-0063</b>		Fiat	185,0x31	Fitted Adjuster, Hand Brake
			R		<b>18-0003</b>			Ø 185,0	Vett 2318533-
	73-7/77		R		<b>18-0004</b>			Ø 185,0	
1.1, Familiare Eng.128A.048 (33kW)	2/75-9/81		F		<b>22-0001-0</b>		Bdx	Th 17,5	
	75-81		F		<b>23-0014</b>			Ø 227,0 Th 11,0-9,0	
	2/75-9/81		R		<b>53-0063</b>		Fiat	185,0x31	Fitted Adjuster, Hand Brake
1.3 Coupe, Berlinetta Eng.128AC.000 (54-55kW)	3/72-12/79		F		<b>22-0001-0</b>		Bdx	Th 17,5	
	72-79		F		<b>23-0014</b>			Ø 227,0 Th 11,0-9,0	
	3/72-12/79		R		<b>53-0063</b>		Fiat	185,0x31	Fitted Adjuster, Hand Brake
	72-79		R		<b>18-0003</b>			Ø 185,0	Vett 2318533-
1.3 Rally Eng.128AC.000 (49kW)	9/71-2/76		F		<b>22-0001-0</b>		Bdx	Th 17,5	
	71-76		F		<b>23-0014</b>			Ø 227,0 Th 11,0-9,0	
	9/71-2/76		R		<b>53-0063</b>		Fiat	185,0x31	Fitted Adjuster, Hand Brake
			R		<b>18-0003</b>			Ø 185,0	Vett 2318533-
	71-76		R		<b>18-0004</b>			Ø 185,0	
1.3 Sport, Familiare Eng.128A1.000 (44kW)	8/74-12/84		F		<b>22-0001-0</b>		Bdx	Th 17,5	
	74-84		F		<b>23-0014</b>			Ø 227,0 Th 11,0-9,0	
	8/74-12/84		R		<b>53-0063</b>		Fiat	185,0x31	Fitted Adjuster, Hand Brake
	74-7/77		R		<b>18-0003</b>			Ø 185,0	Vett 2318533-

				METELLI ref.	METELLI ref. w/KIT		DIMENSIONS mm.	NOTE
<b>131 10/74-12/84</b>								
1.3 Mirafiori Eng.131A6.000 (40kW)	-79		F	22-0001-0		Bdx	Th 17,5	
	79-81		F	22-0102-0		Bdx	Th 17,5	
	74-81		F	23-0014			Ø 227,0 Th 11,0-9,0	
	10/74-9/81		R	53-0340	53-0340K	Bdx	228,6x42	Hand Brake
	74-81		R	18-0005			Ø 228,4	
74-81		R	18-0006			Ø 228,4		
1.3 Mirafiori Eng.131A7.000 (48kW)	-79		F	22-0001-0		Bdx	Th 17,5	
	79-82		F	22-0102-0		Bdx	Th 17,5	
	82-		F	22-0033-1		Bdx	Th 18,0	
	74-82		F	23-0014			Ø 227,0 Th 11,0-9,0	
	10/74-12/82		R	53-0340	53-0340K	Bdx	228,6x42	Hand Brake
1.3 Mirafiori Eng.131AB.000 (41kW)	-79		F	22-0001-0		Bdx	Th 17,5	
	79-82		F	22-0102-0		Bdx	Th 17,5	
	82-		F	22-0033-1		Bdx	Th 18,0	
	1/74-12/84		R	53-0340	53-0340K	Bdx	228,6x42	Hand Brake
1.3 Super Mirafiori Eng.131B.000/A7/B7 (57kW)	-79		F	22-0001-0		Bdx	Th 17,5	
	79-		F	22-0102-0		Bdx	Th 17,5	
	78-80		F	23-0014			Ø 227,0 Th 11,0-9,0	
	3/78-12/80		R	53-0340	53-0340K	Bdx	228,6x42	Hand Brake
	78-80		R	18-0006			Ø 228,4	
1.4 Eng.131C1.000 (51kW)	80-84		F	23-0014			Ø 227,0 Th 11,0-9,0	
	11/80-1/84		R	53-0340	53-0340K	Bdx	228,6x42	Hand Brake
	80-84		R	18-0006			Ø 228,4	
1.4 Eng.131C1.000 (55kW)	81-83		F	23-0014			Ø 227,0 Th 11,0-9,0	
	4/81-12/83		R	53-0340	53-0340K	Bdx	228,6x42	Hand Brake
1.6 Mirafiori Eng.131A1.000/AF1/B1 (55kW)	-79		F	22-0001-0		Bdx	Th 17,5	
	79-		F	22-0102-0		Bdx	Th 17,5	
	74-81		F	23-0014			Ø 227,0 Th 11,0-9,0	
	10/74-9/81		R	53-0340	53-0340K	Bdx	228,6x42	Hand Brake
	74-77		R	18-0005			Ø 228,4	
	77-81		R	18-0006			Ø 228,4	
1.6 Mirafiori Eng.131C2.000 (63kW)	-79		F	22-0001-0		Bdx	Th 17,5	
	79-82		F	22-0102-0		Bdx	Th 17,5	
	82-		F	22-0033-1		Bdx	Th 18,0	
	76-84		F	23-0014			Ø 227,0 Th 11,0-9,0	
	11/76-12/84		R	53-0340	53-0340K	Bdx	228,6x42	Hand Brake
1.6 Super Mirafiori Eng.131B1.000 (72kW)	-79		F	22-0001-0		Bdx	Th 17,5	
	79-82		F	22-0102-0		Bdx	Th 17,5	
	82-		F	22-0033-1		Bdx	Th 18,0	
	79-82		F	23-0014			Ø 227,0 Th 11,0-9,0	
	3/79-3/82		R	53-0340	53-0340K	Bdx	228,6x42	Hand Brake
1.6 Super Mirafiori Eng.131C3.000 (71kW)	-79		F	22-0001-0		Bdx	Th 17,5	
	79-82		F	22-0102-0		Bdx	Th 17,5	
	82-		F	22-0033-1		Bdx	Th 18,0	
	78-84		F	23-0014			Ø 227,0 Th 11,0-9,0	
	3/78-1/84		R	53-0340	53-0340K	Bdx	228,6x42	Hand Brake
78-84		R	18-0006			Ø 228,4		
2.0 Abarth Rally (103kW)	-79		F	22-0001-0		Bdx	Th 17,5	
	79-		F	22-0102-0		Bdx	Th 17,5	
	76-80		F	23-0014			Ø 227,0 Th 11,0-9,0	
	76-77		R	18-0005			Ø 228,4	
	77-80		R	18-0006			Ø 228,4	
2.0 D Eng.8144.65 (44kW)	-79		F	22-0001-0		Bdx	Th 17,5	
	79-82		F	22-0102-0		Bdx	Th 17,5	
	82-		F	22-0033-1		Bdx	Th 18,0	
	78-84		F	23-0020			Ø 251,0 Th 11,0-9,5	
	7/78-8/84		R	53-0340	53-0340K	Bdx	228,6x42	Hand Brake
	-78		R	18-0005			Ø 228,4	
	78-84		R	18-0006			Ø 228,4	
2.0 Racing Eng.131B2.000 (85kW)	-79		F	22-0001-0		Bdx	Th 17,5	
	79-		F	22-0102-0		Bdx	Th 17,5	
	78-81		F	23-0014			Ø 227,0 Th 11,0-9,0	
	6/78-12/81		R	53-0340	53-0340K	Bdx	228,6x42	Hand Brake
	-78		R	18-0005			Ø 228,4	
78-81		R	18-0006			Ø 228,4		




		Spare Parts	F/R	L/R	METELLI ref.	METELLI ref. w/KIT		DIMENSIONS mm.	NOTE
2.0 Super Mirafiori Eng.131C4.000 (83kW)	-82	F			22-0102-0		Bdx	Th 17,5	
	82-	F			22-0033-1		Bdx	Th 18,0	
	81-84	F			23-0014			Ø 227,0 Th 11,0-9,0	
	1/81-12/84	R			53-0340	53-0340K	Bdx	228,6x42	Hand Brake
2.5 D Eng.8144.61 (53kW)	-79	F			22-0001-0		Bdx	Th 17,5	
	79-82	F			22-0102-0		Bdx	Th 17,5	
	82-	F			22-0033-1		Bdx	Th 18,0	
	78-84	F			23-0020			Ø 251,0 Th 11,0-9,5	
	-78	R			18-0005			Ø 228,4	
	78-84	R			18-0006			Ø 228,4	
<b>132 4/72-12/82</b>									
1.6 (65kW)	5/77-9/82	R			53-0340	53-0340K	Bdx	228,6x42	Hand Brake
1.6 Eng.132AB.000 (72kW)	-77	F			22-0001-0		Bdx	Th 17,5	
	77-	F			22-0102-0		Bdx	Th 17,5	
	1/74-	R			22-0086-0		Bdx	Th 10,0	
	1/74-12/82	R			53-0340	53-0340K	Bdx	228,6x42	Hand Brake
1.6 Eng.132BBOAO (72kW)	4/72-1/76	R			53-0340	53-0340K	Bdx	228,6x42	Hand Brake
1.6 Eng.132C.000 (72kW)	-77	F			22-0001-0		Bdx	Th 17,5	
	77-	F			22-0102-0		Bdx	Th 17,5	
	1/72-12/82	R			22-0086-0		Bdx	Th 10,0	
	76-	F			23-0014			Ø 227,0 Th 11,0-9,0	Ch -4223134
	-82	F			23-0020			Ø 251,0 Th 11,0-9,5	Ch 4223135-
	76-82	R			23-0014			Ø 227,0 Th 11,0-9,0	
	1/72-12/82	R			53-0340	53-0340K	Bdx	228,6x42	Hand Brake
	76-	R			18-0006			Ø 228,4	
1.6 Eng.132C6.000 (66kW)	-77	F			22-0001-0		Bdx	Th 17,5	
	77-	F			22-0102-0		Bdx	Th 17,5	
	3/77-12/81	R			22-0086-0		Bdx	Th 10,0	
	77-	F			23-0014			Ø 227,0 Th 11,0-9,0	Ch -4223134
	-81	F			23-0020			Ø 251,0 Th 11,0-9,5	Ch 4223135-
	77-81	R			23-0014			Ø 227,0 Th 11,0-9,0	
	3/77-12/81	R			53-0340	53-0340K	Bdx	228,6x42	Hand Brake
1.7 GLS Eng.132A/B/C1/AB.1 (79kW)	4/74-12/75	F			22-0001-0		Bdx	Th 17,5	
	4/74-12/75	R			22-0086-0		Bdx	Th 10,0	
	74-75	F/R			23-0014			Ø 227,0 Th 11,0-9,0	
1.7 GLS Eng.132B1.000 (82kW)	-77	F			22-0001-0		Bdx	Th 17,5	
	77-	F			22-0102-0		Bdx	Th 17,5	
	11/75-1/77	R			22-0086-0		Bdx	Th 10,0	
	75-77	F/R			23-0014			Ø 227,0 Th 11,0-9,0	
1.7 Special Eng.132C1.000 (77kW)	4/72-1/74	F			22-0001-0		Bdx	Th 17,5	
	4/72-1/74	R			22-0086-0		Bdx	Th 10,0	
	72-74	F/R			23-0014			Ø 227,0 Th 11,0-9,0	
2.0 Eng.132C2.000 (82kW)	-77	F			22-0001-0		Bdx	Th 17,5	
	77-	F			22-0102-0		Bdx	Th 17,5	
	5/77-6/81	R			22-0086-0		Bdx	Th 10,0	
	-81	F			23-0020			Ø 251,0 Th 11,0-9,5	Ch 4223135-
	77-81	R			23-0014			Ø 227,0 Th 11,0-9,0	
	77-	R			18-0006			Ø 228,4	
2.0 Eng.132DB.2A (82kW)	-77	F			22-0001-0		Bdx	Th 17,5	
	77-	F			22-0102-0		Bdx	Th 17,5	
	1/77-12/85	R			22-0086-0		Bdx	Th 10,0	
2.0 D Eng.8144.65 (44kW)	78-	F			22-0102-0		Bdx	Th 17,5	
	7/78-7/82	R			22-0086-0		Bdx	Th 10,0	
	-82	F			23-0020			Ø 251,0 Th 11,0-9,5	Ch 4223135-
	78-82	R			23-0014			Ø 227,0 Th 11,0-9,0	
	7/78-7/82	R			53-0340	53-0340K	Bdx	228,6x42	Hand Brake
	78-	R			18-0006			Ø 228,4	
2.0 GLS Eng.132C2.000 (84kW)	1/76-12/76	F			22-0001-0		Bdx	Th 17,5	
	1/76-12/76	R			22-0086-0		Bdx	Th 10,0	
	-76	F			23-0020			Ø 251,0 Th 11,0-9,5	Ch 4223135-
	1/76-12/76	R			23-0014			Ø 227,0 Th 11,0-9,0	
2.0 i.e. Eng.132C3.000 (90kW)	1/80-12/82	F			22-0102-0		Bdx	Th 17,5	
	1/80-12/82	R			22-0086-0		Bdx	Th 10,0	
	-82	F			23-0020			Ø 251,0 Th 11,0-9,5	Ch 4223135-
	80-82	R			23-0014			Ø 227,0 Th 11,0-9,0	
2.5 D Eng.8144.61 (53kW)	7/78-7/82	F			22-0102-0		Bdx	Th 17,5	
	7/78-7/82	R			22-0086-0		Bdx	Th 10,0	

			Spare Parts	F/R	L/R	METELLI ref.	METELLI ref. w/KIT		DIMENSIONS mm.	NOTE
2.5 D Eng.8144.61 (53kW)	78-82		R			23-0014			Ø 227,0 Th 11,0-9,0	
	7/78-7/82		R			53-0340	53-0340K	Bdx	228,6x42	Hand Brake
	78-		R			18-0006			Ø 228,4	
<b>147 / Spazio 10/76-12/95</b>										
1.0, Panorama Eng.127AB/ AJ (37kW)	76-95		F			23-0014			Ø 227,0 Th 11,0-9,0	
	76-95		R			18-0003			Ø 185,0	
1.1 (40kW)	80-95		F			23-0014			Ø 227,0 Th 11,0-9,0	
	-12/82		R			18-0003			Ø 185,0	
1.3 D (36kW)	80-95		F			23-0014			Ø 227,0 Th 11,0-9,0	
	80-95		R			18-0003			Ø 185,0	
1.3 D, Panorama Eng.127A5.000 (33kW)	82-83		F			23-0014			Ø 227,0 Th 11,0-9,0	
	82-83		R			18-0003			Ø 185,0	
1.3 Rallye (53kW)	80-83		F			23-0014			Ø 227,0 Th 11,0-9,0	
	82-		R			18-0003			Ø 185,0	
1.3, Panorama (41-45kW)	80-83		F			23-0014			Ø 227,0 Th 11,0-9,0	
	82-		R			18-0003			Ø 185,0	
1.4 (46kW)	80-95		F			23-0014			Ø 227,0 Th 11,0-9,0	
	88-93		R			18-0003			Ø 185,0	
<b>500 1/57-1/76</b>										
0.5 Eng.110.000 (11kW)	1/57-12/74		F/R			53-0055		Fiat	170,0x31	Fitted Adjuster
	65-74		F			18-0001			Ø 170,1	F / L / R
	65-74		R			18-0002			Ø 170,1	F / L / R
0.5 Eng.110D.000 (13kW)	1/65-12/75		F/R			53-0055		Fiat	170,0x31	Fitted Adjuster
	65-74		F			18-0001			Ø 170,1	F / L / R
	65-74		R			18-0002			Ø 170,1	F / L / R
0.5 Eng.120F.000 (13kW)	1/63-12/73		F/R			53-0055		Fiat	170,0x31	Fitted Adjuster
0.5 SW Eng.120.000 (11kW)	1/60-12/74		F/R			53-0055		Fiat	170,0x31	Fitted Adjuster
	65-74		F			18-0001			Ø 170,1	F / L / R
	65-74		R			18-0002			Ø 170,1	F / L / R
0.6 Eng.126AB.000 (13kW)	5/65-1/76		F/R			53-0055		Fiat	170,0x31	Fitted Adjuster
	65-74		F			18-0001			Ø 170,1	F / L / R
	65-74		R			18-0002			Ø 170,1	F / L / R
<b>500 II (150) 7/07-</b>										
1.2, Cabrio Eng.169A4.000 (52kW)	7/07-		F			22-0159-2		Bdx	Th 17,0	
	7/07-		F			23-0232			Ø 240,5 Th 10,9-9,2	
	7/07-		R			53-0083		Ap	180,0x32	-ABS
	7/07-		R			53-0090		Bosch	180,0x30	+ABS
	07-		R			51-0194		Bosch	Ø 20,64 180,0x30	RAI
1.3 MJT, Cabrio Eng.169A1.000 (55kW)	7/07-		F			22-0638-1		Bosch	Th 17,5	
	7/07-		F			23-0754			Ø 240,0 Th 20,0-18,0	Vent.
	7/07-		R			53-0083		Ap	180,0x32	-ABS
	7/07-		R			53-0090		Bosch	180,0x30	+ABS
	07-		R			51-0194		Bosch	Ø 20,64 180,0x30	RAI
1.4 16v, Cabrio Eng.169A3.000 (74kW)	7/07-		F			22-0321-0		Bosch	Th 18,0	
	7/07-		R			22-0324-0		Gir	Th 14,0	
	7/07-		F			23-0407			Ø 257,0 Th 22,0-20,2	Vent.
	7/07-		R			23-0232			Ø 240,5 Th 10,9-9,2	
1.4 Abarth Eng.312A1.000 (99kW)	08-		F			22-0322-0		Bosch	Th 19,0	
	08-		R			22-0324-0		Gir	Th 14,0	
<b>600 3/55-2/72</b>										
0.6 (15kW)	68-72		R			18-0004			Ø 185,0	D-E / DM-T
0.8 D Eng.100D (17kW)	68-72		R			18-0004			Ø 185,0	D-E / DM-T
<b>850 7/64-12/72</b>										
0.8 (25kW)	7/64-10/72		R			53-0063		Fiat	185,0x31	Fitted Adjuster, Hand Brake
0.8 Eng.100GB (35kW)	3/68-10/72		F			22-0001-1		Bdx	Th 12,5	
	68-72		F			23-0014			Ø 227,0 Th 11,0-9,0	
	3/68-10/72		R			53-0063		Fiat	185,0x31	Fitted Adjuster, Hand Brake
	68-72		R			18-0004			Ø 185,0	
0.8 Berlina, super Eng.100G (27kW)	7/64-10/72		F			22-0001-1		Bdx	Th 12,5	
	64-72		F			23-0014			Ø 227,0 Th 11,0-9,0	
	7/64-10/72		R			53-0063		Fiat	185,0x31	Fitted Adjuster, Hand Brake
	64-72		F/R			18-0004			Ø 185,0	
0.8 Spider Eng.100GS (36kW)	10/65-10/68		F			22-0001-1		Bdx	Th 12,5	
	65-68		F			23-0014			Ø 227,0 Th 11,0-9,0	
	10/65-10/68		R			53-0063		Fiat	185,0x31	Fitted Adjuster, Hand Brake
	65-68		R			18-0004			Ø 185,0	


























		Spare Parts	F/R	L/R	METELLI ref.	METELLI ref. w/KIT		DIMENSIONS mm.	NOTE
0.8 T-Familiare Eng.100GF (30kW)	7/64-10/72		F		22-0001-1		Bdx	Th 12,5	
	65-71		F		23-0014			Ø 227,0 Th 11,0-9,0	
	7/64-10/72		R		53-0063		Fiat	185,0x31	Fitted Adjuster, Hand Brake
			F/R		18-0004			Ø 185,0	
0.9 Eng.100GBC (38kW)	68-72		F		23-0014			Ø 227,0 Th 11,0-9,0	
	68-72		R		18-0004			Ø 185,0	
0.9 Sport Spider Eng.100GBS (38kW)	68-72		F		23-0014			Ø 227,0 Th 11,0-9,0	
	68-72		R		18-0004			Ø 185,0	
1.1	65-69		F		23-0014			Ø 227,0 Th 11,0-9,0	
<b>900 T/E 1/78-1/86</b>									
0.9 Eng.100GBC (38kW)	1/68-		F		22-0001-0		Bdx	Th 17,5	
	1/68-1/86		R		53-0063		Fiat	185,0x31	Fitted Adjuster, Hand Brake
0.9 Panorama, Pulmino Eng.100GF000 (26kW)	-82		F		22-0001-0		Bdx	Th 17,5	
	82-		F		22-0033-0		Bdx	Th 18,0	
	80-86		F		23-0014			Ø 227,0 Th 11,0-9,0	
	1/78-1/86		R		53-0063		Fiat	185,0x31	Fitted Adjuster, Hand Brake
	78-86		F/R		18-0003			Ø 185,0	T-Fourgon / E Fourgon, Panorama
<b>Albea 1/03-12/05</b>									
1.2 i Eng.188A4.000 (44kW)	1/03-		F		22-0321-0		Bosch	Th 18,0	
	1/03-12/05		R		53-0078			185,0x29	Hand Brake
1.2 i 16v Eng.188A5.000 (59kW)	1/03-		F		22-0321-0		Bosch	Th 18,0	
	1/03-12/05		R		53-0078			185,0x29	Hand Brake
1.3 JTD Eng.188A9.000 (51kW)	1/03-12/05		R		53-0078			185,0x29	Hand Brake
1.4 Fire Eng.305A1.000 (57kW)	1/03-12/05		R		53-0078			185,0x29	Hand Brake
1.6 i 16v Eng.182B6.000 (76kW)	1/03-		F		22-0321-0		Bosch	Th 18,0	
	1/03-12/05		R		53-0078			185,0x29	Hand Brake
<b>Argenta (132A) 6/78-7/86</b>									
1.6 Eng.132D.000 (72kW)	-83		F		22-0030-0		Gir	Th 19,5	
	83-		F		22-0030-1		Gir	Th 17,5	
	81-85		F		23-0083			Ø 257,0 Th 12,0-10,8	
	-85		R		18-0006			Ø 228,4	
1.6 i.e Eng.131B1.000 (66kW)	-83		F		22-0030-0		Gir	Th 19,5	
	83-		F		22-0030-1		Gir	Th 17,5	
	81-85		F		23-0083			Ø 257,0 Th 12,0-10,8	
	4/81-12/85		R		53-0340	53-0340K	Bdx	228,6x42	Hand Brake
	-85		R		18-0006			Ø 228,4	
2.0 Eng.132C2.000/ 132D1.000 (83kW)	-83		F		22-0030-0		Gir	Th 19,5	
	83-		F		22-0030-1		Gir	Th 17,5	
	78-85		F		23-0083			Ø 257,0 Th 12,0-10,8	
	6/78-12/85		R		53-0340	53-0340K	Bdx	228,6x42	Hand Brake
	-85		R		18-0006			Ø 228,4	
2.0 i.e. Eng.132C3.000 (90kW)	-83		F		22-0030-0		Gir	Th 19,5	
	83-		F		22-0030-1		Gir	Th 17,5	
	81-86		F		23-0083			Ø 257,0 Th 12,0-10,8	
	6/81-7/86		R		53-0340	53-0340K	Bdx	228,6x42	Hand Brake
	-86		R		18-0006			Ø 228,4	
2.0 Volumex Eng.132E (99kW)	-83		F		22-0030-0		Gir	Th 19,5	
	83-		F		22-0030-1		Gir	Th 17,5	
	83-85		F		23-0083			Ø 257,0 Th 12,0-10,8	
	83-85		R		23-0014			Ø 227,0 Th 11,0-9,0	
	6/83-7/85		R		53-0340	53-0340K	Bdx	228,6x42	Hand Brake
	-86		R		18-0006			Ø 228,4	
2.5 D Eng.8144.61 (53kW)	-83		F		22-0030-0		Gir	Th 19,5	
	83-		F		22-0030-1		Gir	Th 17,5	
	81-85		F		23-0083			Ø 257,0 Th 12,0-10,8	
	6/81-11/85		R		53-0340	53-0340K	Bdx	228,6x42	Hand Brake
	-85		R		18-0006			Ø 228,4	
2.5 TD Eng.8144.61.500.81 (66kW)	7/83-8/85		F		22-0030-1		Gir	Th 17,5	
	7/83-8/85		R		22-0063-0		Bdx	Th 12,0	
	83-85		F		23-0083			Ø 257,0 Th 12,0-10,8	
	83-85		R		23-0014			Ø 227,0 Th 11,0-9,0	
	-85		R		18-0006			Ø 228,4	
<b>Barchetta (183) 4/95-</b>									
1.8 16v Eng.183A1.000/ 188A6.000 (96kW)	-96		F		22-0030-1		Gir	Th 17,5	
	96-		F		22-0082-0		Ate	Th 17,5	
	-98		R		22-0064-0		Gir	Th 14,5	
	98-		R		22-0299-0		Gir	Th 14,5	





















			SPARE PARTS	F/R	L/R	METELLI ref.	METELLI ref. w/KIT		DIMENSIONS mm.	NOTE
1.8 16v Eng.183A1.000/ 188A6.000 (96kW)	95-			F		23-0231			Ø 257,0 Th 20,0-18,2	Vent.
	95-			R		23-0232			Ø 240,5 Th 10,9-9,2	
<b>Brava, Bravo (182) 10/95-10/01</b>										
1.2 16v Eng.182B2.000 (60kW)	12/98-10/00			F		22-0079-0		Ate	Th 17,5	
	98-00			F		23-0179			Ø 257,5 Th 12,0-10,2	
	12/98-10/00			R		53-0070	53-0070J	Ap	180,0x32	-ABS, Hand Brake
	12/98-10/00			R		53-0076		Ap	203,2x39	+ABS, Hand Brake
	98-			R		18-0011			Ø 180,0	-ABS
	98-			R		18-0019			Ø 203,2	+ABS
	98-			R		51-0058		Ap	Ø 22,00 180,0x30	RAD
1.2 16v Eng.188A5.000 (59kW)	10/00-10/01			F		22-0079-0		Ate	Th 17,5	
	00-01			F		23-0179			Ø 257,5 Th 12,0-10,2	
	10/00-10/01			R		53-0070	53-0070J	Ap	180,0x32	-ABS, Hand Brake
	10/00-10/01			R		53-0076		Ap	203,2x39	+ABS, Hand Brake
	00-			R		18-0011			Ø 180,0	-ABS
	00-			R		18-0019			Ø 203,2	+ABS
	00-			R		51-0058		Ap	Ø 22,00 180,0x30	RAD
1.4 Eng.182A5.000 (55kW)	10/95-10/01			F		22-0079-0		Ate	Th 17,5	
	95-01			F		23-0179			Ø 257,5 Th 12,0-10,2	
	95-			R		18-0011			Ø 180,0	-ABS
	95-			R		18-0019			Ø 203,2	+ABS
	6/95-96			R		51-0030		Bdx	Ø 22,00 203,0x39	RAI, +ABS
	96-			R		51-0058		Ap	Ø 22,00 180,0x30	RAD
	96-			R		51-0089		Ap	Ø 22,22 203,0x38	RAI, +ABS
1.4 12v Eng.182A3.000 (59kW)	10/95-10/01			F		22-0079-0		Ate	Th 17,5	
	95-01			F		23-0179			Ø 257,5 Th 12,0-10,2	
	10/95-10/01			R		53-0070	53-0070J	Ap	180,0x32	-ABS, Hand Brake
	-9/96			R		53-0002		Bdx	203,2x39	+ABS, Hand Brake
	9/96-			R		53-0076		Ap	203,2x39	+ABS, Hand Brake
	95-			R		18-0011			Ø 180,0	-ABS
	95-			R		18-0019			Ø 203,2	+ABS
	6/95-96			R		51-0030		Bdx	Ø 22,00 203,0x39	RAI, +ABS
	96-			R		51-0058		Ap	Ø 22,00 180,0x30	RAD
96-			R		51-0089		Ap	Ø 22,22 203,0x38	RAI, +ABS	
1.6 16v Eng.182A4.000 (76kW)	2/96-10/01			F		22-0079-0		Ate	Th 17,5	
	96-01			F		23-0231			Ø 257,0 Th 20,0-18,2	Vent., A/T
	96-01			F		23-0179			Ø 257,5 Th 12,0-10,2	
	-9/96			R		53-0002		Bdx	203,2x39	Hand Brake
	9/96-			R		53-0076		Ap	203,2x39	Hand Brake
	12/96-			R		18-0019			Ø 203,2	+ABS
	96-96			R		51-0030		Bdx	Ø 22,00 203,0x39	RAI, +ABS
1.6 16v Eng.182A6.000 (66kW)	6/95-10/01			F		22-0079-0		Ate	Th 17,5	
	95-01			F		23-0179			Ø 257,5 Th 12,0-10,2	
	96-01			F		23-0231			Ø 257,0 Th 20,0-18,2	Vent., A/T
	-9/96			R		53-0002		Bdx	203,2x39	Hand Brake
	9/96-			R		53-0076		Ap	203,2x39	Hand Brake
	12/96-			R		18-0019			Ø 203,2	+ABS
	6/95-96			R		51-0030		Bdx	Ø 22,00 203,0x39	RAI, +ABS
1.8 16v Eng.182A2.000 (83kW)	10/95-10/01			F		22-0082-0		Ate	Th 17,5	
	95-01			F		23-0231			Ø 257,0 Th 20,0-18,2	Vent.
	-9/96			R		53-0002		Bdx	203,2x39	Hand Brake
	9/96-			R		53-0076		Ap	203,2x39	Hand Brake
	10/95-			R		18-0019			Ø 203,2	+ABS
	6/95-96			R		51-0030		Bdx	Ø 22,00 203,0x39	RAI, +ABS
1.9 D Eng.160A7.000 (48kW)	10/95-10/01			F		22-0079-0		Ate	Th 17,5	
	95-01			F		23-0179			Ø 257,5 Th 12,0-10,2	
	10/95-10/01			R		53-0070	53-0070J	Ap	180,0x32	-ABS, Hand Brake
	-9/96			R		53-0002		Bdx	203,2x39	+ABS, Hand Brake
	9/96-			R		53-0076		Ap	203,2x39	+ABS, Hand Brake
	3/96-			R		18-0011			Ø 180,0	-ABS
	3/96-			R		18-0019			Ø 203,2	+ABS
	6/95-96			R		51-0030		Bdx	Ø 22,00 203,0x39	RAI, +ABS
	96-			R		51-0058		Ap	Ø 22,00 180,0x30	RAD
96-			R		51-0089		Ap	Ø 22,22 203,0x38	RAI, +ABS	
1.9 JTD Eng.182B9.000 (74kW)	9/00-10/01			F		22-0082-0		Ate	Th 17,5	
	00-01			F		23-0231			Ø 257,0 Th 20,0-18,2	Vent.
	00-01			R		18-0019			Ø 203,2	+ABS


















































		Spare Parts	F/R	L/R	METELLI ref.	METELLI ref. w/KIT		DIMENSIONS mm.	NOTE
1.9 JTD 105 Eng.182B4.000 (77kW)	12/98-10/01	98-01	F		<b>22-0082-0</b>		Ate	Th 17,5	
			F		<b>23-0231</b>			Ø 257,0 Th 20,0-18,2	Vent.
			R		<b>53-0076</b>		Ap	203,2x39	Hand Brake
			R		<b>18-0019</b>			Ø 203,2	+ABS
1.9 TD 100 Eng.182A7.000 (74kW)	3/96-10/01	96-01	F		<b>22-0082-0</b>		Ate	Th 17,5	
			F		<b>23-0231</b>			Ø 257,0 Th 20,0-18,2	Vent.
			R		<b>53-0002</b>		Bdx	203,2x39	Hand Brake
			R		<b>53-0076</b>		Ap	203,2x39	Hand Brake
			R		<b>18-0019</b>			Ø 203,2	+ABS
			R		<b>51-0030</b>		Bdx	Ø 22,00 203,0x39	RAI, +ABS
1.9 TD 75 Eng.182A8.000 (55kW)	3/96-10/01	96-01	F		<b>22-0079-0</b>		Ate	Th 17,5	
			F		<b>23-0179</b>			Ø 257,5 Th 12,0-10,2	
			R		<b>53-0002</b>		Bdx	203,2x39	Hand Brake
			R		<b>53-0076</b>		Ap	203,2x39	Hand Brake
			R		<b>18-0019</b>			Ø 203,2	+ABS
			R		<b>51-0030</b>		Bdx	Ø 22,00 203,0x39	RAI, +ABS
2.0 20v (Exc. Brava) Eng.182A1.000 (108kW)	10/95-7/98	-98	F		<b>22-0083-0</b>		Ate	Th 19,0	
			R		<b>22-0064-0</b>		Gir	Th 14,5	
			R		<b>22-0299-0</b>		Gir	Th 14,5	
			F		<b>23-0369</b>			Ø 284,0 Th 22,0-20,2	Vent.
			R		<b>23-0232</b>			Ø 240,5 Th 10,9-9,2	
2.0 HGT 20v (Exc. Brava) Eng.182B7.000 (113kW)	-00	00-	F		<b>22-0083-0</b>		Ate	Th 19,0	
			F		<b>22-0083-2</b>		Ate	Th 19,0	
			R		<b>22-0064-0</b>		Gir	Th 14,5	
			R		<b>22-0299-0</b>		Gir	Th 14,5	
			F		<b>23-0369</b>			Ø 284,0 Th 22,0-20,2	Vent.
			R		<b>23-0232</b>			Ø 240,5 Th 10,9-9,2	
<b>Bravo (198) 3/07-</b>									
1.4 16v Eng.192B2.000 (66kW)	3/07-	3/07-	F		<b>22-0321-0</b>		Bosch	Th 18,0	
			R		<b>22-0323-0</b>		Bosch	Th 16,5	
			F		<b>23-0407</b>			Ø 257,0 Th 22,0-20,2	Vent.
			R		<b>23-0193</b>			Ø 251,0 Th 10,0-9,0	
1.4 T. Eng.198A4.000 (88kW)	3/07-	3/07-	F		<b>22-0322-0</b>		Bosch	Th 19,0	
			R		<b>22-0323-0</b>		Bosch	Th 16,5	
			F		<b>23-0369</b>			Ø 284,0 Th 22,0-20,2	Vent.
			R		<b>23-0193</b>			Ø 251,0 Th 10,0-9,0	
1.4 T-Jet Eng.198A1.000 (110kW)	3/07-	3/07-	F		<b>22-0577-0</b>		Bosch	Th 19,0	
			R		<b>22-0323-0</b>		Bosch	Th 16,5	
			F		<b>23-0571</b>			Ø 281,0 Th 26,0-24,2	Vent.
			R		<b>23-0193</b>			Ø 251,0 Th 10,0-9,0	
1.6 MJT Eng.198A1.000 (77kW)	1/07-	1/07-	F		<b>22-0322-0</b>		Bosch	Th 19,0	
			R		<b>22-0323-0</b>		Bosch	Th 16,5	
			F		<b>23-0369</b>			Ø 284,0 Th 22,0-20,2	Vent.
			R		<b>23-0193</b>			Ø 251,0 Th 10,0-9,0	
1.6 MJT Eng.198A2.000 (88kW)	3/08-	3/08-	F		<b>22-0322-0</b>		Bosch	Th 19,0	
			R		<b>22-0323-0</b>		Bosch	Th 16,5	
			F		<b>23-0369</b>			Ø 284,0 Th 22,0-20,2	Vent.
			R		<b>23-0193</b>			Ø 251,0 Th 10,0-9,0	
1.9 MJT Eng.192A8.000 (88kW)	3/07-	3/07-	F		<b>22-0322-0</b>		Bosch	Th 19,0	
			R		<b>22-0323-0</b>		Bosch	Th 16,5	
			F		<b>23-0369</b>			Ø 284,0 Th 22,0-20,2	Vent.
			R		<b>23-0193</b>			Ø 251,0 Th 10,0-9,0	
1.9 MJT Eng.192B5.000 (66kW)	07-08	07-08	F		<b>22-0322-0</b>		Bosch	Th 19,0	
			R		<b>22-0323-0</b>		Bosch	Th 16,5	
			F		<b>23-0369</b>			Ø 284,0 Th 22,0-20,2	Vent.
			R		<b>23-0193</b>			Ø 251,0 Th 10,0-9,0	
1.9 MJT 16v Eng.937A5.000 (110kW)	3/07-	3/07-	F		<b>22-0577-0</b>		Bosch	Th 19,0	
			R		<b>22-0323-0</b>		Bosch	Th 16,5	
			F		<b>23-0571</b>			Ø 281,0 Th 26,0-24,2	Vent.
			R		<b>23-0193</b>			Ø 251,0 Th 10,0-9,0	
2.0 MJT 16v Eng.198A5.000 (121kW)	09-	09-	F		<b>22-0577-0</b>		Bosch	Th 19,0	
			R		<b>22-0323-0</b>		Bosch	Th 16,5	
			F		<b>23-0571</b>			Ø 281,0 Th 26,0-24,2	Vent.
			R		<b>23-0193</b>			Ø 251,0 Th 10,0-9,0	
<b>Cinquecento (170) 7/91-1/98</b>									
0.7 Eng.170A.000 (23kW)	12/91-1/96	91-96	F		<b>22-0137-0</b>		Bdx	Th 17,0	
			F		<b>23-0232</b>			Ø 240,5 Th 10,9-9,2	

		Spare Parts	F/R	L/R	METELLI ref.	METELLI ref. w/KIT		DIMENSIONS mm.	NOTE
0.7 Eng.170A.000 (23kW)	12/91-1/96		R		53-0063		Fiat	185,0x31	Fitted Adjuster, Hand Brake
	91-96		R		18-0003			Ø 185,0	
0.7 i Eng.170A.046 (22kW)	7/94-1/98		F		22-0137-0		Bdx	Th 17,0	
	94-98		F		23-0232			Ø 240,5 Th 10,9-9,2	
	7/94-1/98		R		53-0063		Fiat	185,0x31	Fitted Adjuster, Hand Brake
	94-		R		18-0003			Ø 185,0	
0.9 Eng.170A1.000 (30kW)	7/91-12/93		F		22-0137-0		Bdx	Th 17,0	
	91-93		F		23-0232			Ø 240,5 Th 10,9-9,2	
	7/91-12/93		R		53-0063		Fiat	185,0x31	Fitted Adjuster, Hand Brake
	91-93		R		18-0003			Ø 185,0	
0.9 i.e. Eng.170A1.046 (30kW)	7/91-12/93		F		22-0137-0		Bdx	Th 17,0	
	91-93		F		23-0232			Ø 240,5 Th 10,9-9,2	
	7/91-12/93		R		53-0063		Fiat	185,0x31	Fitted Adjuster, Hand Brake
	91-93		R		18-0003			Ø 185,0	
0.9 i.e. S Eng.1170A1.046 (29kW)	7/91-1/98		F		22-0137-0		Bdx	Th 17,0	
	92-98		F		23-0232			Ø 240,5 Th 10,9-9,2	
	7/91-1/98		R		53-0063		Fiat	185,0x31	Fitted Adjuster, Hand Brake
	3/92-		R		18-0003			Ø 185,0	
1.1 Sporting Eng.176B2.000 (40kW)	10/94-1/98		F		22-0137-0		Bdx	Th 17,0	
	94-98		F		23-0232			Ø 240,5 Th 10,9-9,2	
	10/94-1/98		R		53-0063		Fiat	185,0x31	Fitted Adjuster, Hand Brake
	94-		R		18-0023			Ø 185,0	
<b>Coupe (FA/175) 11/93-</b>									
1.8 16v Eng.183A1.000 (96kW)	-00		F		22-0083-0		Ate	Th 19,0	
	00-		F		22-0083-2		Ate	Th 19,0	
	-98		R		22-0064-0		Gir	Th 14,5	
	98-		R		22-0299-0		Gir	Th 14,5	
	96-		F		23-0298			Ø 283,9 Th 22,0-20,2	Vent.
	96-		R		23-0232			Ø 240,5 Th 10,9-9,2	
2.0 16v Eng.836A3.000 (102kW)	-95		F		22-0072-1		Gir	Th 19,0	
	95-		F		22-0083-0		Ate	Th 19,0	
	11/93-8/96		R		22-0064-0		Gir	Th 14,5	
	94-96		F		23-0298			Ø 283,9 Th 22,0-20,2	Vent.
2.0 16v T. Eng.175A1.000 (140kW)	-95		F		22-0072-1		Gir	Th 19,0	
	95-		F		22-0083-0		Ate	Th 19,0	
	11/93-8/96		R		22-0064-0		Gir	Th 14,5	
	94-96		F		23-0369			Ø 284,0 Th 22,0-20,2	Vent.
2.0 20v Eng.182A1.000 (108kW)	8/96-4/98		F		22-0083-0		Ate	Th 19,0	
	-98		R		22-0064-0		Gir	Th 14,5	
	98-		R		22-0299-0		Gir	Th 14,5	
	96-		F		23-0298			Ø 283,9 Th 22,0-20,2	Vent.
2.0 20v Eng.182B3.000 (113kW)	-00		F		22-0083-0		Ate	Th 19,0	
	00-		F		22-0083-2		Ate	Th 19,0	
	-98		R		22-0064-0		Gir	Th 14,5	
	98-		R		22-0299-0		Gir	Th 14,5	
2.0 20v T. Eng.175A3.000 (162kW)	8/96-		F		22-0251-0		Bre	Th 17,5	
	-98		R		22-0064-0		Gir	Th 14,5	
	98-		R		22-0299-0		Gir	Th 14,5	
	96-99		F		23-0500			Ø 305,0 Th 28,0-26,0	Vent.
96-		R		23-0232			Ø 240,5 Th 10,9-9,2		
<b>Croma (154) 12/85-12/96</b>									
1.6 Eng.154A.048 (61kW)	-88		F		22-0053-0		Gir	Th 17,5	
	88-		F		22-0074-0		Gir	Th 19,5	
	12/85-12/90		R		22-0035-0		Bdx	Th 12,0	-ABS
	12/85-12/90		R		22-0048-0		Gir	Th 16,5	+ABS
	10/88-90		F		23-0192			Ø 257,0 Th 14,0-12,8	-ABS
	10/88-90		F		23-0240			Ø 257,1 Th 22,0-20,2	Vent., +ABS
	85-9/88		F		23-0128			Ø 257,0 Th 12,2-10,8	-ABS
	85-9/88		F		23-0184			Ø 257,0 Th 20,0-18,2	Vent., +ABS
	85-90		R		23-0193			Ø 251,0 Th 10,0-9,0	
1.9 TD i.d. Eng.154C6.000 (66kW)	5/89-10/92		F		22-0074-0		Gir	Th 19,5	
	5/89-10/92		R		22-0035-0		Bdx	Th 12,0	-ABS






























































		Spare Parts	F/R	L/R	METELLI ref.	METELLI ref. w/KIT		DIMENSIONS mm.	NOTE
1.9 TD i.d. Eng.154C6.000 (66kW)	5/89-10/92		R		<b>22-0048-0</b>		Gir	Th 16,5	+ABS
			F		<b>23-0192</b>			Ø 257,0 Th 14,0-12,8	-ABS
			F		<b>23-0240</b>			Ø 257,1 Th 22,0-20,2	Vent., +ABS
			R		<b>23-0193</b>			Ø 251,0 Th 10,0-9,0	
1.9 TD i.d. Eng.154D1.000 (69kW)	11/92-12/96		F		<b>22-0074-0</b>		Gir	Th 19,5	
			R		<b>22-0035-0</b>		Bdx	Th 12,0	-ABS
			R		<b>22-0048-0</b>		Gir	Th 16,5	+ABS
			F		<b>23-0240</b>			Ø 257,1 Th 22,0-20,2	Vent.
			R		<b>23-0193</b>			Ø 251,0 Th 10,0-9,0	
2.0 16v Eng.154E1.000 (101kW)	8/92-8/96		F		<b>22-0074-0</b>		Gir	Th 19,5	
			R		<b>22-0035-0</b>		Bdx	Th 12,0	-ABS
			R		<b>22-0048-0</b>		Gir	Th 16,5	+ABS
			F		<b>23-0240</b>			Ø 257,1 Th 22,0-20,2	Vent.
			R		<b>23-0193</b>			Ø 251,0 Th 10,0-9,0	
2.0 CHT Eng.154A1.000 (66kW)	10/88-91		F		<b>23-0192</b>			Ø 257,0 Th 14,0-12,8	-ABS
			F		<b>23-0240</b>			Ø 257,1 Th 22,0-20,2	Vent., +ABS
			F		<b>23-0128</b>			Ø 257,0 Th 12,2-10,8	-ABS
			F		<b>23-0184</b>			Ø 257,0 Th 20,0-18,2	Vent., +ABS
			R		<b>23-0193</b>			Ø 251,0 Th 10,0-9,0	
2.0 CHT Eng.154C5.000 (74kW)	91-92		F		<b>23-0192</b>			Ø 257,0 Th 14,0-12,8	-ABS
			F		<b>23-0240</b>			Ø 257,1 Th 22,0-20,2	Vent., +ABS
			R		<b>23-0193</b>			Ø 251,0 Th 10,0-9,0	
			F		<b>23-0240</b>			Ø 257,1 Th 22,0-20,2	Vent., +ABS
2.0 i.e. Eng.154C3.046/ 834B.146 (85kW)	-88		F		<b>22-0053-0</b>		Gir	Th 17,5	
			F		<b>22-0074-0</b>		Gir	Th 19,5	
			R		<b>22-0035-0</b>		Bdx	Th 12,0	-ABS
			R		<b>22-0048-0</b>		Gir	Th 16,5	+ABS
			F		<b>23-0240</b>			Ø 257,1 Th 22,0-20,2	Vent.
			R		<b>23-0193</b>			Ø 251,0 Th 10,0-9,0	
2.0 i.e. Eng.834B.000 (88kW)	-88		F		<b>22-0053-0</b>		Gir	Th 17,5	
			F		<b>22-0074-0</b>		Gir	Th 19,5	
			R		<b>22-0035-0</b>		Bdx	Th 12,0	-ABS
			R		<b>22-0048-0</b>		Gir	Th 16,5	+ABS
			F		<b>23-0192</b>			Ø 257,0 Th 14,0-12,8	-ABS
			F		<b>23-0240</b>			Ø 257,1 Th 22,0-20,2	Vent., +ABS
			F		<b>23-0128</b>			Ø 257,0 Th 12,2-10,8	-ABS
			F		<b>23-0184</b>			Ø 257,0 Th 20,0-18,2	Vent., +ABS
			R		<b>23-0193</b>			Ø 251,0 Th 10,0-9,0	
2.0 i.e. Eng.834B.048 (83kW)	-88		F		<b>22-0053-0</b>		Gir	Th 17,5	
			F		<b>22-0074-0</b>		Gir	Th 19,5	
			R		<b>22-0035-0</b>		Bdx	Th 12,0	-ABS
			R		<b>22-0048-0</b>		Gir	Th 16,5	+ABS
			F		<b>23-0192</b>			Ø 257,0 Th 14,0-12,8	-ABS
			F		<b>23-0240</b>			Ø 257,1 Th 22,0-20,2	Vent., +ABS
			F		<b>23-0128</b>			Ø 257,0 Th 12,2-10,8	-ABS
			F		<b>23-0184</b>			Ø 257,0 Th 20,0-18,2	Vent., +ABS
			R		<b>23-0193</b>			Ø 251,0 Th 10,0-9,0	
2.0 i.e. T. Eng.154A2.000 (114kW)	-88		F		<b>22-0053-0</b>		Gir	Th 17,5	
			F		<b>22-0074-0</b>		Gir	Th 19,5	
			R		<b>22-0035-0</b>		Bdx	Th 12,0	-ABS
			R		<b>22-0048-0</b>		Gir	Th 16,5	+ABS
			F		<b>23-0240</b>			Ø 257,1 Th 22,0-20,2	Vent.
			F		<b>23-0184</b>			Ø 257,0 Th 20,0-18,2	Vent.
			R		<b>23-0193</b>			Ø 251,0 Th 10,0-9,0	
2.0 i.e. T. Eng.834C.146 (111kW)	-88		F		<b>22-0053-0</b>		Gir	Th 17,5	
			F		<b>22-0074-0</b>		Gir	Th 19,5	
			R		<b>22-0035-0</b>		Bdx	Th 12,0	-ABS
			R		<b>22-0048-0</b>		Gir	Th 16,5	+ABS
			F		<b>23-0240</b>			Ø 257,1 Th 22,0-20,2	Vent.
			F		<b>23-0184</b>			Ø 257,0 Th 20,0-18,2	Vent.
2.0 i.e. T. Eng.834C.146/ 154C4.046 (110kW)	-88		F		<b>22-0053-0</b>		Gir	Th 17,5	
			F		<b>22-0074-0</b>		Gir	Th 19,5	
			F		<b>22-0072-1</b>		Gir	Th 19,0	
			R		<b>22-0035-0</b>		Bdx	Th 12,0	-ABS
			R		<b>22-0048-0</b>		Gir	Th 16,5	+ABS
			F		<b>23-0240</b>			Ø 257,1 Th 22,0-20,2	Vent.
			F		<b>23-0184</b>			Ø 257,0 Th 20,0-18,2	Vent.
			F		<b>23-0184</b>			Ø 257,0 Th 20,0-18,2	Vent.

			Spare Parts	F/R	L/R	METELLI ref.	METELLI ref. w/KIT		DIMENSIONS mm.	NOTE
2.0 i.e. T. Eng.834C.146/ 154C4.046 (110kW)	93-96		F			23-0369			Ø 284,0 Th 22,0-20,2	Vent.
			R			23-0193			Ø 251,0 Th 10,0-9,0	
2.5 D Eng.8144.67 (55kW)	10/88-89		F			23-0192			Ø 257,0 Th 14,0-12,8	-ABS
			F			23-0240			Ø 257,1 Th 22,0-20,2	Vent., +ABS
			F			23-0128			Ø 257,0 Th 12,2-10,8	-ABS
			F			23-0184			Ø 257,0 Th 20,0-18,2	Vent., +ABS
			R			23-0193			Ø 251,0 Th 10,0-9,0	
2.5 TD Eng.8144.91.2000 (74kW)	12/85-8/89		F			22-0053-0		Gir	Th 17,5	
			R			22-0035-0		Bdx	Th 12,0	-ABS
			R			22-0048-0		Gir	Th 16,5	+ABS
			F			23-0240			Ø 257,1 Th 22,0-20,2	Vent.
			F			23-0184			Ø 257,0 Th 20,0-18,2	Vent.
			R			23-0193			Ø 251,0 Th 10,0-9,0	
2.5 TD Eng.8144.97Y (85kW)	5/89-8/96		F			22-0074-0		Gir	Th 19,5	
			R			22-0035-0		Bdx	Th 12,0	-ABS
			R			22-0048-0		Gir	Th 16,5	+ABS
			F			23-0240			Ø 257,1 Th 22,0-20,2	Vent.
			R			23-0193			Ø 251,0 Th 10,0-9,0	
2.5 TDE Eng.8144.97S (77kW)	12/91-8/96		F			22-0074-0		Gir	Th 19,5	
			R			22-0035-0		Bdx	Th 12,0	-ABS
			R			22-0048-0		Gir	Th 16,5	+ABS
2.5 V6 Eng.834G.000 (119kW)	6/93-8/96		F			22-0072-1		Gir	Th 19,0	
			R			22-0035-0		Bdx	Th 12,0	-ABS
			R			22-0048-0		Gir	Th 16,5	+ABS
			F			23-0369			Ø 284,0 Th 22,0-20,2	Vent.
			R			23-0193			Ø 251,0 Th 10,0-9,0	
<b>Croma (194) 5/05-</b>										
1.8 Mpi Eng.939A4.000 (103kW)	5/05-		F			22-0540-0		Ate	Th 20,0	
			R			22-0706-0		Gir	Th 16,0	
			F			23-0608			Ø 285,0 Th 25,0-22,0	Vent.
			R			23-0609			Ø 278,0 Th 12,0-10,0	
1.9 MJT Eng.939A1.000 (88kW)	5/05-		F			22-0540-0		Ate	Th 20,0	
			R			22-0706-0		Gir	Th 16,0	
			F			23-0608			Ø 285,0 Th 25,0-22,0	Vent.
			R			23-0609			Ø 278,0 Th 12,0-10,0	
1.9 MJT Eng.939A7.000 (85kW)	5/05-		F			22-0540-0		Ate	Th 20,0	
			R			22-0706-0		Gir	Th 16,0	
			F			23-0608			Ø 285,0 Th 25,0-22,0	Vent.
			R			23-0609			Ø 278,0 Th 12,0-10,0	
1.9 MJT 16v Eng.939A2.000 (110kW)	5/05-		F			22-0530-1		Gir	Th 19,0	
			R			22-0706-0		Gir	Th 16,0	
			F			23-0860			Ø 305,0 Th 28,0-26,0	Vent.
			R			23-0682C			Ø 292,0 Th 20,0-18,0	Vent., (Coated)
2.2 Mpi 16v Eng.194A1.000 (108kW)	5/05-		F			22-0540-0		Ate	Th 20,0	
			R			22-0706-0		Gir	Th 16,0	
			F			23-0608			Ø 285,0 Th 25,0-22,0	Vent.
			R			23-0609			Ø 278,0 Th 12,0-10,0	
2.4 MJT 20v Eng.939A3.000 (147kW)	5/05-		F			22-0530-1		Gir	Th 19,0	
			R			22-0706-0		Gir	Th 16,0	
			F			23-0860			Ø 305,0 Th 28,0-26,0	Vent.
			R			23-0682C			Ø 292,0 Th 20,0-18,0	Vent., (Coated)
<b>Doblò I (223) 3/01-4/05</b>										
1.2 Eng.223A5.000 (48kW)	3/01-4/05		F			22-0274-2		Ate	Th 18,0	
			F			23-0231			Ø 257,0 Th 20,0-18,2	Vent.
			F				53-0081Y		Ø 257,0 Th 20,0-18,2	Vent.
			R			18-0022			Ø 228,3	
			R			51-0152		Luc	Ø 20,64 228,6x42	LUC
1.3 JTD Eng.188A9.000 (51kW)	5/04-4/05		F			22-0274-2		Ate	Th 18,0	
			F			23-0231			Ø 257,0 Th 20,0-18,2	Vent.
			F				53-0081Y		Ø 257,0 Th 20,0-18,2	Vent.
			R			18-0022			Ø 228,3	
			R			51-0152		Luc	Ø 20,64 228,6x42	LUC
1.6 16v Eng.182B6.000 (68-76kW)	10/01-4/05		F			22-0274-2		Ate	Th 18,0	
			F			23-0231			Ø 257,0 Th 20,0-18,2	Vent.
			R			53-0088	53-0081Y	Ap	228,6x43	
			R			18-0022			Ø 228,3	
			R			51-0152		Luc	Ø 20,64 228,6x42	LUC






























































		Spare Parts	F/R	L/R	METELLI ref.	METELLI ref. w/KIT		DIMENSIONS mm.	NOTE	
1.9 D Eng.223A6.000 (46kW)	3/01-4/05		F		22-0274-2		Ate	Th 18,0		
	3/01-4/05		F		23-0231			Ø 257,0 Th 20,0-18,2	Vent.	
	3/01-4/05		F			53-0081Y		Ø 257,0 Th 20,0-18,2	Vent.	
	01-1/02		R		18-0022			Ø 228,3		
1.9 JTD Eng.182B9.000 (74kW)	01-		R		51-0152		Luc	Ø 20,64 228,6x42	LUC	
	10/01-4/05		F		22-0274-2		Ate	Th 18,0		
	10/01-4/05		F		23-0231			Ø 257,0 Th 20,0-18,2	Vent.	
	10/01-4/05		R		53-0088	53-0081Y	Ap	228,6x43		
1.9 JTD Eng.223A7.000 (77kW)	01-1/02		R		18-0022			Ø 228,3		
	01-		R		51-0152		Luc	Ø 20,64 228,6x42	LUC	
	7/03-4/05		F		22-0274-2		Ate	Th 18,0		
	7/03-4/05		F		23-0231			Ø 257,0 Th 20,0-18,2	Vent.	
1.9 JTD Eng.223A7.000 (77kW)	7/03-4/05		R		53-0088	53-0081Y	Ap	228,6x43		
	7/03-		R		51-0152		Luc	Ø 20,64 228,6x42	LUC	
	<b>Doblò II (119) 5/05-12/09</b>									
	1.3 MJT 16v Eng.199A2.000 (55kW)	05-		F		22-0322-0		Bosch	Th 19,0	
05-			F		22-0322-1		Bosch	Th 19,0		
05-			F		23-0407			Ø 257,0 Th 22,0-20,2	Vent., IP	
05-			F		23-0369			Ø 284,0 Th 22,0-20,2	Vent.	
5/05-			R		53-0088		Ap	228,6x43		
05-			R		51-0226		Ap	Ø 20,64 228,6x43	AP	
1.3 MTJ (Germany) Eng.223A9.000 (62kW)	05-		F		22-0322-0		Bosch	Th 19,0		
	05-		F		22-0322-1		Bosch	Th 19,0		
	05-		F		23-0407			Ø 257,0 Th 22,0-20,2	Vent., IP	
	05-		F		23-0369			Ø 284,0 Th 22,0-20,2	Vent.	
	08-		R		18-0022			Ø 228,3		
	05-		R		51-0226		Ap	Ø 20,64 228,6x43	AP	
1.4 Eng.350A1.000 (55kW)	05-		F		22-0322-0		Bosch	Th 19,0		
	05-		F		22-0322-1		Bosch	Th 19,0		
	05-		F		23-0369			Ø 284,0 Th 22,0-20,2	Vent.	
	5/05-		R		53-0088		Ap	228,6x43		
	05-		R		51-0226		Ap	Ø 20,64 228,6x43	AP	
	1.4 Eng.350A1.000 (57kW)	05-		F		22-0322-0		Bosch	Th 19,0	
05-			F		22-0322-1		Bosch	Th 19,0		
08-			F		23-0369			Ø 284,0 Th 22,0-20,2	Vent.	
10/05-			R		53-0088		Ap	228,6x43		
08-			R		18-0022			Ø 228,3		
05-			R		51-0226		Ap	Ø 20,64 228,6x43	AP	
1.6 16v Eng.182B6.000 (76kW)	05-		F		22-0322-0		Bosch	Th 19,0		
	05-		F		22-0322-1		Bosch	Th 19,0		
	05-		F		23-0407			Ø 257,0 Th 22,0-20,2	Vent.	
	08-		R		18-0022			Ø 228,3		
	05-		R		51-0226		Ap	Ø 20,64 228,6x43	AP	
	1.9 MJT Eng.186A9.000 (88kW)	05-		F		22-0322-0		Bosch	Th 19,0	
05-			F		22-0322-1		Bosch	Th 19,0		
05-			F		23-0407			Ø 257,0 Th 22,0-20,2	Vent., IP	
05-			F		23-0369			Ø 284,0 Th 22,0-20,2	Vent.	
10/05-			R		53-0088		Ap	228,6x43		
08-			R		18-0022			Ø 228,3		
1.9 MJT Eng.223B1.000 (77kW)	05-		R		51-0226		Ap	Ø 20,64 228,6x43	AP	
	05-		F		22-0322-0		Bosch	Th 19,0		
	05-		F		22-0322-1		Bosch	Th 19,0		
	05-		F		23-0407			Ø 257,0 Th 22,0-20,2	Vent., IP	
	05-		F		23-0369			Ø 284,0 Th 22,0-20,2	Vent.	
	11/05-		R		53-0088		Ap	228,6x43		
1.9 MJT Eng.223B2.000 (74kW)	08-		R		18-0022			Ø 228,3		
	05-		R		51-0226		Ap	Ø 20,64 228,6x43	AP	
	5/05-		F		22-0322-0		Bosch	Th 19,0		
	05-		F		23-0407			Ø 257,0 Th 22,0-20,2	Vent., IP	
	05-		F		23-0369			Ø 284,0 Th 22,0-20,2	Vent.	
	5/05-		R		53-0088		Ap	228,6x43		
1.9 MJT Eng.223B2.000 (74kW)	05-		R		51-0226		Ap	Ø 20,64 228,6x43	AP	
	<b>Duna (146 B), Weekend 1/87-12/91</b>									
	1.1 60 Eng.146A6.000 (43kW)	1/87-12/91		F		22-0057-0		Ate	Th 18,0	
		1/87-12/91		F		22-0057-2		Ate	Th 18,0	
		87-91		F		23-0156			Ø 240,0 Th 12,0-10,8	
		1/87-12/91		R		53-0063		Fiat	185,0x31	Fitted Adjuster, Hand Brake

		Spare Parts	F/R	L/R	METELLI ref.	METELLI ref. w/KIT		DIMENSIONS mm.	NOTE
1.1 60 Eng.146A6.000 (43kW)	87-		R		18-0003			Ø 185,0	
1.3 70 Eng.146A5.000 (49kW)	1/87-12/91		F		22-0057-0		Ate	Th 18,0	
	1/87-12/91		F		22-0057-2		Ate	Th 18,0	
	87-91		F		23-0156			Ø 240,0 Th 12,0-10,8	
	1/87-12/91		R		53-0063		Fiat	185,0x31	Fitted Adjuster, Hand Brake
	87-		R		18-0003			Ø 185,0	
1.7 D Eng.149B3.000 (44kW)	1/87-12/91		F		22-0057-0		Ate	Th 18,0	
	1/87-12/91		F		22-0057-2		Ate	Th 18,0	
	87-91		F		23-0156			Ø 240,0 Th 12,0-10,8	
	1/87-12/91		R		53-0063		Fiat	185,0x31	Fitted Adjuster, Hand Brake
	87-		R		18-0003			Ø 185,0	
<b>Grande Punto IV (199) 9/05-</b>									
1.2 Eng.199A4.000 (48kW)	9/05-		F		22-0321-0		Bosch	Th 18,0	
	05-		F		23-0835			Ø 256,0 Th 22,0-20,0	Vent.
	05-		F		23-0858			Ø 257,0 Th 12,0-10,0	Pinze 3.1
	9/05-		R		53-0092		Ap	203,0x38	Hand Brake
	05-6/07		R		18-0373			Ø 203,2	
1.3 MJT 16v Eng.199A2.000 (55kW)	9/05-		F		22-0321-0		Bosch	Th 18,0	
	05-		F		23-0835			Ø 256,0 Th 22,0-20,0	Vent., IW
	9/05-		R		53-0093		Ap	228,0x40	Hand Brake
	05-		R		18-0372			Ø 228,3	
	05-		R		51-0224		Ap	Ø 20,64 228,0x40	AP
1.3 MJT 16v Eng.199A3.000 (66kW)	9/05-		F		22-0322-0		Bosch	Th 19,0	
	05-		F		23-0859			Ø 284,0 Th 22,0-20,0	Vent.
	9/05-		R		53-0093		Ap	228,0x40	Hand Brake
	05-		R		18-0372			Ø 228,3	
	05-		R		51-0224		Ap	Ø 20,64 228,0x40	AP
1.4 Eng.350A1.000 (57kW)	9/05-		F		22-0321-0		Bosch	Th 18,0	
	05-		F		23-0835			Ø 256,0 Th 22,0-20,0	Vent., IW
	9/05-		R		53-0093		Ap	228,0x40	Hand Brake
	05-		R		18-0372			Ø 228,3	
	05-		R		51-0224		Ap	Ø 20,64 228,0x40	AP
1.4 16v Eng.199A6.000 (70kW)	4/06-		F		22-0321-0		Bosch	Th 18,0	
	06-		F		23-0835			Ø 256,0 Th 22,0-20,0	Vent., IW
	06-		R		23-0857			Ø 264,0 Th 10,0-8,0	
	4/06-		R		53-0093		Ap	228,0x40	Hand Brake
	06-		R		18-0372			Ø 228,3	
	06-		R		51-0224		Ap	Ø 20,64 228,0x40	AP
1.4 Abarth Eng.199A8.000 (114kW)	12/07-		F		22-0651-1		Bre	Th 15,0	
	12/07-		R		22-0705-0		Bosch	Th 17,5	
	10/07-		R		23-0857			Ø 264,0 Th 10,0-8,0	
1.4 T. Eng.199A6.000 (88kW)	7/07-		F		22-0322-0		Bosch	Th 19,0	
	7/07-		R		22-0705-0		Bosch	Th 17,5	
	07-		F		23-0859			Ø 284,0 Th 22,0-20,0	Vent.
	07-		R		23-0857			Ø 264,0 Th 10,0-8,0	
1.6 JTD Eng.955A3.000 (88kW)	08-		F		23-0859			Ø 284,0 Th 22,0-20,0	Vent.
	08-		R		23-0857			Ø 264,0 Th 10,0-8,0	
1.9 MJT Eng.199A5.000 (96kW)	9/05-		F		22-0322-0		Bosch	Th 19,0	
	9/05-		R		22-0705-0		Bosch	Th 17,5	
	05-		F		23-0859			Ø 284,0 Th 22,0-20,0	Vent.
	05-		R		23-0857			Ø 264,0 Th 10,0-8,0	
1.9 MJT Eng.939A1.000 (88kW)	9/05-		F		22-0322-0		Bosch	Th 19,0	
	9/05-		R		22-0705-0		Bosch	Th 17,5	
	05-		F		23-0859			Ø 284,0 Th 22,0-20,0	Vent.
	05-		R		23-0857			Ø 264,0 Th 10,0-8,0	
<b>Idea (135) 1/04-</b>									
1.2 16v Eng.188A5.000 (59kW)	1/04-		F		22-0321-1		Bosch	Th 18,0	
	04-		F		23-0407			Ø 257,0 Th 22,0-20,2	Vent.
	-3/04		R		53-0084		Ap	203,2x39	Hand Brake
	3/04-		R		53-0091		Ap	203,0x38	
	1/04-		R		18-0019			Ø 203,2	
	1/04-3/04		R		51-0220		Ap	Ø 22,00 203,2x39	AP
1.3 JTD Eng.188A9.000 (51kW)	3/04-6/05		R		51-0219		Ap	Ø 22,00 203,0x38	AP
	1/04-		F		22-0321-1		Bosch	Th 18,0	
	04-		F		23-0407			Ø 257,0 Th 22,0-20,2	Vent.
	-3/04		R		53-0084		Ap	203,2x39	Hand Brake























































		Spare Parts	F/R	L/R	METELLI ref.	METELLI ref. w/KIT		DIMENSIONS mm.	NOTE
1.3 JTD Eng.188A9.000 (51kW)	3/04		R		53-0091		Ap	203,0x38	
	04		R		18-0019			Ø 203,2	
	1/04-3/04		R		51-0220		Ap	Ø 22,00 203,2x39	AP
	3/04-6/05		R		51-0219		Ap	Ø 22,00 203,0x38	AP
1.3 MJT 16v Eng.199A3.000 (66kW)	11/05		F		22-0322-1		Bosch	Th 19,0	
	05		F		23-0369			Ø 284,0 Th 22,0-20,2	Vent.
	05		R		18-0022			Ø 228,3	
1.4 Eng.350A1.000 (57kW)	11/05		F		22-0321-1		Bosch	Th 18,0	
	05		F		23-0407			Ø 257,0 Th 22,0-20,2	Vent.
	05		R		18-0019			Ø 203,2	
1.4 16v Eng.192B2.000 (66kW)	1/04		F		22-0321-1		Bosch	Th 18,0	
	04		F		23-0407			Ø 257,0 Th 22,0-20,2	Vent.
	04		R		18-0019			Ø 203,2	
	1/04-3/04		R		51-0220		Ap	Ø 22,00 203,2x39	AP
	3/04-6/05		R		51-0219		Ap	Ø 22,00 203,0x38	AP
1.4 16v Eng.843A1.000 (70kW)	1/04		F		22-0321-1		Bosch	Th 18,0	
	04		F		23-0407			Ø 257,0 Th 22,0-20,2	Vent.
	-3/04		R		53-0084		Ap	203,2x39	Hand Brake
	3/04		R		53-0091		Ap	203,0x38	
	1/04		R		18-0019			Ø 203,2	
	1/04-3/04		R		51-0220		Ap	Ø 22,00 203,2x39	AP
	3/04-6/05		R		51-0219		Ap	Ø 22,00 203,0x38	AP
1.6 MJT 16v Eng.350A2.000 (88kW)	08		F		22-0322-1		Bosch	Th 19,0	
	08		R		22-0324-0		Gir	Th 14,0	
	08		F		23-0369			Ø 284,0 Th 22,0-20,2	Vent.
	08		R		23-0232			Ø 240,5 Th 10,9-9,2	
1.9 JTD Eng.188B2.000 (74kW)	1/04		F		22-0322-1		Bosch	Th 19,0	
	04		F		23-0369			Ø 284,0 Th 22,0-20,2	Vent.
	1/04		R		53-0088		Ap	228,6x43	
	04		R		18-0022			Ø 228,3	
<b>Linea 6/07-</b>									
1.3 MJT Eng.199A3.000 (66kW)	6/07		F		22-0321-0		Bosch	Th 18,0	
	07		F		23-0407			Ø 257,0 Th 22,0-20,2	Vent.
	6/07		R		53-0093		Ap	228,0x40	Hand Brake
	07		R		51-0224		Ap	Ø 20,64 228,0x40	AP
1.4 Eng.350A1.000 (57kW)	6/07		F		22-0321-0		Bosch	Th 18,0	
	07		F		23-0407			Ø 257,0 Th 22,0-20,2	Vent.
	6/07		R		53-0093		Ap	228,0x40	Hand Brake
	07		R		51-0224		Ap	Ø 20,64 228,0x40	AP
1.4 T-Jet Eng.198A4.000 (88kW)	6/07		F		22-0321-0		Bosch	Th 18,0	
	6/07		R		22-0705-0		Bosch	Th 17,5	
	07		F		23-0369			Ø 284,0 Th 22,0-20,2	Vent.
	07		R		23-0193			Ø 251,0 Th 10,0-9,0	
<b>Marea (185) 9/96-</b>									
1.2 16v Eng.182B2.000 (60kW)	98		F		23-0179			Ø 257,5 Th 12,0-10,2	
	10/98		R		53-0076		Ap	203,2x39	Hand Brake
	98		R		18-0019			Ø 203,2	
	98		R		51-0217		Ap	Ø 20,64 203,2x39	AP, +/-ABS
1.4 12v Eng.182A3.000 (59kW)	9/96		F		22-0079-0		Ate	Th 17,5	
	96		F		23-0179			Ø 257,5 Th 12,0-10,2	
	-2/97		R		53-0002		Bdx	203,2x39	Hand Brake
	2/97		R		53-0076		Ap	203,2x39	Hand Brake
	96		R		18-0019			Ø 203,2	
	96		R		51-0030		Bdx	Ø 22,00 203,0x39	RAI
	96		R		51-0217		Ap	Ø 20,64 203,2x39	AP, +/-ABS
1.6 16v Eng.182A4.000 (76kW)	9/96		F		22-0082-0		Ate	Th 17,5	
	96		F		23-0231			Ø 257,0 Th 20,0-18,2	Vent., A/T
	96		F		23-0179			Ø 257,5 Th 12,0-10,2	M/T
	-2/97		R		53-0002		Bdx	203,2x39	Hand Brake
	2/97		R		53-0076		Ap	203,2x39	Hand Brake
	9/96		R		18-0019			Ø 203,2	
	96		R		51-0030		Bdx	Ø 22,00 203,0x39	RAI
	96-99		R		51-0089		Ap	Ø 22,22 203,0x38	RAI
	96		R		51-0217		Ap	Ø 20,64 203,2x39	AP, +/-ABS
1.6 16v Bipower Eng.186A4.000/ 185A3.000 (76kW)	4/99		F		22-0082-0		Ate	Th 17,5	
	99		F		23-0231			Ø 257,0 Th 20,0-18,2	Vent., A/T
	99		F		23-0179			Ø 257,5 Th 12,0-10,2	M/T

		Spare Parts	F/R	L/R	METELLI ref.	METELLI ref. w/KIT		DIMENSIONS mm.	NOTE	
1.6 16v Bipower Eng.186A4.000/ 185A3.000 (76kW)	4/99-		R		53-0075		Ap	228,6x42		
	99-		R		18-0019			Ø 203,2		
	99-		R		51-0030		Bdx	Ø 22,00 203,0x39	RAI	
1.8 16v Eng.182A2.000 (83kW)	9/96-		F		22-0082-0		Ate	Th 17,5		
	96-		F		23-0231			Ø 257,0 Th 20,0-18,2	Vent.	
	-2/97		R		53-0002		Bdx	203,2x39	Hand Brake	
	2/97-		R		53-0076		Ap	203,2x39	Hand Brake	
	9/96-		R		18-0019			Ø 203,2		
	96-		R		51-0030		Bdx	Ø 22,00 203,0x39	RAI	
1.9 JTD 105 Eng.182B4.000 (77kW)	4/99-1/01		F		22-0082-0		Ate	Th 17,5		
	99-		F		23-0231			Ø 257,0 Th 20,0-18,2	Vent.	
	99-		R		18-0019			Ø 203,2		
1.9 JTD 110 Eng.186A6.000 (81kW)	1/01-		F		22-0082-0		Ate	Th 17,5		
	1/01-		F		23-0231			Ø 257,0 Th 20,0-18,2	Vent.	
	01-		R		18-0019			Ø 203,2		
1.9 TD 100 Eng.182A7.000 (74kW)	9/96-		F		22-0082-0		Ate	Th 17,5		
	96-		F		23-0231			Ø 257,0 Th 20,0-18,2	Vent.	
	-2/97		R		53-0002		Bdx	203,2x39	Hand Brake	
	2/97-		R		53-0076		Ap	203,2x39	Hand Brake	
	9/96-		R		18-0019			Ø 203,2		
	96-		R		51-0030		Bdx	Ø 22,00 203,0x39	RAI	
	96-99		R		51-0089		Ap	Ø 22,22 203,0x38	RAI	
1.9 TD 75 Eng.182A8.000 (55kW)	9/96-		F		22-0079-0		Ate	Th 17,5		
	96-		F		23-0179			Ø 257,5 Th 12,0-10,2		
	-2/97		R		53-0002		Bdx	203,2x39	Hand Brake	
2.0 150 20v Eng.185A8.000 (110kW)	01-		F		22-0083-2		Ate	Th 19,0		
	01-		R		22-0299-0		Gir	Th 14,5		
	01-		F		23-0369			Ø 284,0 Th 22,0-20,2	Vent.	
	01-		R		23-0232			Ø 240,5 Th 10,9-9,2		
	2.0 155 20v Eng.182B7.000 (113kW)	-00		F		22-0083-0		Ate	Th 19,0	
		00-		F		22-0083-2		Ate	Th 19,0	
		99-		R		22-0299-0		Gir	Th 14,5	
99-			F		23-0369			Ø 284,0 Th 22,0-20,2	Vent.	
99-			R		23-0232			Ø 240,5 Th 10,9-9,2		
2.0 20v Eng.182A1.000 (108kW)	-00		F		22-0083-0		Ate	Th 19,0		
	00-		F		22-0083-2		Ate	Th 19,0		
	-98		R		22-0064-0		Gir	Th 14,5		
	98-		R		22-0299-0		Gir	Th 14,5		
	96-		F		23-0369			Ø 284,0 Th 22,0-20,2	Vent.	
	96-		R		23-0232			Ø 240,5 Th 10,9-9,2		
2.4 JTD 130 Eng.839A5.000 (96kW)	-00		F		22-0083-0		Ate	Th 19,0		
	00-		F		22-0083-2		Ate	Th 19,0		
	4/99-		R		22-0299-0		Gir	Th 14,5		
	4/99-		F		23-0369			Ø 284,0 Th 22,0-20,2	Vent.	
	4/99-		R		23-0232			Ø 240,5 Th 10,9-9,2		
2.4 TD 125 Eng.185A2.000 (91kW)	9/96-4/99		F		22-0083-0		Ate	Th 19,0		
	-98		R		22-0064-0		Gir	Th 14,5		
	98-		R		22-0299-0		Gir	Th 14,5		
	96-		F		23-0369			Ø 284,0 Th 22,0-20,2	Vent.	
	96-		R		23-0232			Ø 240,5 Th 10,9-9,2		
<b>Marea (185) Weekend 9/96-</b>										
1.2 16v Eng.182B2.000 (60kW)	10/98-		F		23-0231			Ø 257,0 Th 20,0-18,2	Vent.	
	10/98-		R		53-0076		Ap	203,2x39	Hand Brake	
	98-		R		18-0019			Ø 203,2		
1.4 12v Eng.182A3.000 (59kW)	9/96-		F		22-0079-0		Ate	Th 17,5		
	96-		F		23-0231			Ø 257,0 Th 20,0-18,2	Vent.	
	-2/97		R		53-0002		Bdx	203,2x39	Hand Brake	
	2/97-		R		53-0076		Ap	203,2x39	Hand Brake	
	96-		R		51-0090		Bdx	Ø 20,64 228,0x40	RAI	








































		Spare Parts	F/R	L/R	METELLI ref.	METELLI ref. w/KIT		DIMENSIONS mm.	NOTE
1.6 16v Eng.182A4.000 (76kW)	9/96		F		<b>22-0082-0</b>		Ate	Th 17,5	
	96-		F		<b>23-0231</b>			Ø 257,0 Th 20,0-18,2	Vent., A/T
	-4/97		R		<b>53-0067</b>	<b>53-0067J</b>	Bdx	228,6x42	Hand Brake
	4/97-		R		<b>53-0075</b>		Ap	228,6x42	
	9/96-		R		<b>18-0022</b>			Ø 228,3	
	4/97-		R		<b>51-0154</b>		Del	Ø 20,64 229,5x42,5	RAI
	96-3/97		R		<b>51-0090</b>		Bdx	Ø 20,64 228,0x40	RAI
96-		R		<b>51-0216</b>		Ap	Ø 22,00 228,6x42	AP, +/-ABS	
1.8 16v Eng.182A2.000 (83kW)	9/96-		F		<b>22-0082-0</b>		Ate	Th 17,5	
	96-		F		<b>23-0231</b>			Ø 257,0 Th 20,0-18,2	Vent.
	-4/97		R		<b>53-0067</b>	<b>53-0067J</b>	Bdx	228,6x42	Hand Brake
	4/97-		R		<b>53-0075</b>		Ap	228,6x42	
	9/96-		R		<b>18-0022</b>			Ø 228,3	
	4/97-		R		<b>51-0154</b>		Del	Ø 20,64 229,5x42,5	RAI
	96-3/97		R		<b>51-0090</b>		Bdx	Ø 20,64 228,0x40	RAI
96-		R		<b>51-0216</b>		Ap	Ø 22,00 228,6x42	AP, +/-ABS	
1.9 JTD 105 Eng.182B4.000 (77kW)	4/99-1/01		F		<b>22-0082-0</b>		Ate	Th 17,5	
	99-		F		<b>23-0231</b>			Ø 257,0 Th 20,0-18,2	Vent.
	99-		R		<b>18-0022</b>			Ø 228,3	
	99-		R		<b>51-0154</b>		Del	Ø 20,64 229,5x42,5	RAI
1.9 JTD 110 Eng.186A6.000 (81kW)	1/01-		F		<b>22-0082-0</b>		Ate	Th 17,5	
	1/01-		F		<b>23-0231</b>			Ø 257,0 Th 20,0-18,2	Vent.
	01-		R		<b>18-0019</b>			Ø 203,2	
	01-		R		<b>51-0154</b>		Del	Ø 20,64 229,5x42,5	RAI
1.9 TD 100 Eng.182A7.000 (74kW)	9/96-		F		<b>22-0082-0</b>		Ate	Th 17,5	
	96-		F		<b>23-0231</b>			Ø 257,0 Th 20,0-18,2	Vent.
	-4/97		R		<b>53-0067</b>	<b>53-0067J</b>	Bdx	228,6x42	Hand Brake
	4/97-		R		<b>53-0075</b>		Ap	228,6x42	
	9/96-		R		<b>18-0022</b>			Ø 228,3	
	4/97-		R		<b>51-0154</b>		Del	Ø 20,64 229,5x42,5	RAI
96-3/97		R		<b>51-0090</b>		Bdx	Ø 20,64 228,0x40	RAI	
1.9 TD 75 Eng.182A8.000 (55kW)	9/96-		F		<b>22-0079-0</b>		Ate	Th 17,5	
	96-		F		<b>23-0179</b>			Ø 257,5 Th 12,0-10,2	
	-4/97		R		<b>53-0067</b>	<b>53-0067J</b>	Bdx	228,6x42	Hand Brake
	4/97-		R		<b>53-0075</b>		Ap	228,6x42	
	9/96-		R		<b>18-0022</b>			Ø 228,3	
	4/97-		R		<b>51-0154</b>		Del	Ø 20,64 229,5x42,5	RAI
	96-3/97		R		<b>51-0090</b>		Bdx	Ø 20,64 228,0x40	RAI
2.0 150 20v Eng.185A8.000 (110kW)	01-		F		<b>22-0083-2</b>		Ate	Th 19,0	
	01-		F		<b>23-0369</b>			Ø 284,0 Th 22,0-20,2	Vent.
	01-		R		<b>23-0232</b>			Ø 240,5 Th 10,9-9,2	
2.0 155 20v Eng.182B7.000 (113kW)	-00		F		<b>22-0083-0</b>		Ate	Th 19,0	
	00-		F		<b>22-0083-2</b>		Ate	Th 19,0	
	99-		F		<b>23-0369</b>			Ø 284,0 Th 22,0-20,2	Vent.
	99-		R		<b>23-0232</b>			Ø 240,5 Th 10,9-9,2	
2.0 20v Eng.182A1.000 (108kW)	-00		F		<b>22-0083-0</b>		Ate	Th 19,0	
	00-		F		<b>22-0083-2</b>		Ate	Th 19,0	
	96-		F		<b>23-0369</b>			Ø 284,0 Th 22,0-20,2	Vent.
	96-		R		<b>23-0232</b>			Ø 240,5 Th 10,9-9,2	
2.4 JTD 130 Eng.839A5.000 (96kW)	-00		F		<b>22-0083-0</b>		Ate	Th 19,0	
	00-		F		<b>22-0083-2</b>		Ate	Th 19,0	
	4/99-		F		<b>23-0369</b>			Ø 284,0 Th 22,0-20,2	Vent.
	4/99-		R		<b>23-0232</b>			Ø 240,5 Th 10,9-9,2	
	99-		R		<b>51-0090</b>		Bdx	Ø 20,64 228,0x40	RAI
2.4 TD 125 Eng.185A2.000 (91kW)	9/96-4/99		F		<b>22-0083-0</b>		Ate	Th 19,0	
	96-		F		<b>23-0369</b>			Ø 284,0 Th 22,0-20,2	Vent.
	96-		R		<b>23-0232</b>			Ø 240,5 Th 10,9-9,2	
	96-		R		<b>51-0090</b>		Bdx	Ø 20,64 228,0x40	RAI
<b>Multipla (186) 4/99-</b>									
1.6 16v Eng.182A4.000 (76kW)	-00		F		<b>22-0083-0</b>		Ate	Th 19,0	
	00-05		F		<b>22-0083-2</b>		Ate	Th 19,0	
	05-		F		<b>22-0322-0</b>		Bosch	Th 19,0	
	4/99-		F		<b>23-0298</b>			Ø 283,9 Th 22,0-20,2	Vent.
	02-		R		<b>23-0193</b>			Ø 251,0 Th 10,0-9,0	+/-VDC
	4/99-		R		<b>53-0075</b>		Ap	228,6x42	
	4/99-02		R		<b>18-0022</b>			Ø 228,3	
4/99-		R		<b>51-0090</b>		Bdx	Ø 20,64 228,0x40	RAI	



			SPARE PARTS	F/R	L/R	METELLI ref.	METELLI ref. w/KIT		DIMENSIONS mm.	NOTE
1.6 16v Bipower Eng.182B6.000 (76kW)	01-05	F		F		22-0083-2		Ate	Th 19,0	
	05-	F		F		22-0322-0		Bosch	Th 19,0	
	01-	F		F		23-0298			Ø 283,9 Th 22,0-20,2	Vent.
	02-	R		R		23-0193			Ø 251,0 Th 10,0-9,0	+/-VDC
	10/01-	R		R		53-0075		Ap	228,6x42	
	01-02	R		R		18-0022			Ø 228,3	
	01-02	R		R		51-0090		Bdx	Ø 20,64 228,0x40	RAI
1.6 16v Bipower Eng.186A4.000 (76kW)	-00	F		F		22-0083-0		Ate	Th 19,0	
	00-05	F		F		22-0083-2		Ate	Th 19,0	
	05-	F		F		22-0322-0		Bosch	Th 19,0	
	4/99-	F		F		23-0298			Ø 283,9 Th 22,0-20,2	Vent.
	02-	R		R		23-0193			Ø 251,0 Th 10,0-9,0	+/-VDC
	4/99-	R		R		53-0075		Ap	228,6x42	
	4/99-02	R		R		18-0022			Ø 228,3	
4/99-02	R		R		51-0090		Bdx	Ø 20,64 228,0x40	RAI	
1.6 16v Blupower Eng.186A3.000 (70kW)	-00	F		F		22-0083-0		Ate	Th 19,0	
	00-05	F		F		22-0083-2		Ate	Th 19,0	
	05-	F		F		22-0322-0		Bosch	Th 19,0	
	4/99-	F		F		23-0298			Ø 283,9 Th 22,0-20,2	Vent.
	02-	R		R		23-0193			Ø 251,0 Th 10,0-9,0	+/-VDC
	4/99-	R		R		53-0075		Ap	228,6x42	
	4/99-02	R		R		18-0022			Ø 228,3	
4/99-	R		R		51-0090		Bdx	Ø 20,64 228,0x40	RAI	
1.9 JTD 105 Eng.182B4.000 (77kW)	-00	F		F		22-0083-0		Ate	Th 19,0	
	00-05	F		F		22-0083-2		Ate	Th 19,0	
	05-	F		F		22-0083-2		Ate	Th 19,0	+ESP
	05-	F		F		22-0322-0		Bosch	Th 19,0	-ESP
	05-	R		R		22-0323-0		Bosch	Th 16,5	+ESP
	1/02-4/02	R		R		22-0323-0		Bosch	Th 16,5	
	4/99-	F		F		23-0298			Ø 283,9 Th 22,0-20,2	Vent.
	02-	R		R		23-0193			Ø 251,0 Th 10,0-9,0	+/-VDC
	4/99-	R		R		53-0075		Ap	228,6x42	
	4/99-02	R		R		18-0022			Ø 228,3	
4/99-	R		R		51-0090		Bdx	Ø 20,64 228,0x40	RAI	
1.9 JTD 110 Eng.186A6.000 (81kW)	01-	F		F		22-0083-2		Ate	Th 19,0	
	3/01-7/02	F		F		23-0298			Ø 283,9 Th 22,0-20,2	Vent.
	3/01-7/02	R		R		23-0193			Ø 251,0 Th 10,0-9,0	+/-VDC
	3/01-7/02	R		R		53-0075		Ap	228,6x42	
	3/01-7/02	R		R		18-0022			Ø 228,3	
1.9 JTD 115 Eng.186A8.000 (85kW)	-05	F		F		22-0083-2		Ate	Th 19,0	
	05-	F		F		22-0083-2		Ate	Th 19,0	+ESP
	05-	F		F		22-0322-0		Bosch	Th 19,0	-ESP
	02-	F		F		23-0298			Ø 283,9 Th 22,0-20,2	Vent.
	02-	R		R		23-0193			Ø 251,0 Th 10,0-9,0	+/-VDC
	7/02-	R		R		53-0075		Ap	228,6x42	
02-	R		R		18-0022			Ø 228,3		
1.9 MJT Eng.186A9.000 (88kW)	04-	F		F		23-0298			Ø 283,9 Th 22,0-20,2	Vent.
	04-	R		R		23-0193			Ø 251,0 Th 10,0-9,0	+/-VDC
	04-	R		R		18-0022			Ø 228,3	
<b>Palio Weekend (178DX) 4/96-</b>										
1.2 Eng.188A4.000 (44kW)	01-02	F		F		22-0273-2		Ate	Th 18,0	
	02-	F		F		22-0274-2		Ate	Th 18,0	
	2/01-	F		F		23-0231			Ø 257,0 Th 20,0-18,2	Vent.
	2/01-	R		R		53-0087		Bdx	228,6x42	
	01-	R		R		18-0022			Ø 228,3	
01-	R		R		51-0090		Bdx	Ø 20,64 228,0x40	RAI	
1.2 16v Eng.188A5.000 (54kW)	-98	F		F		22-0273-0		Ate	Th 18,0	
	98-99	F		F		22-0273-1		Ate	Th 18,0	
	99-	F		F		22-0273-2		Ate	Th 18,0	
	96-11/98	F		F		23-0496			Ø 240,0 Th 20,0-18,2	Vent.
	12/98-	F		F		23-0231			Ø 257,0 Th 20,0-18,2	Vent.
	4/96-2/01	R		R		53-0075		Ap	228,6x42	
	96-	R		R		18-0022			Ø 228,3	
96-	R		R		51-0090		Bdx	Ø 20,64 228,0x40	RAI	
1.6 16v Eng.178B3.000 (74kW)	-99	F		F		22-0274-0		Ate	Th 18,0	
	99-	F		F		22-0274-2		Ate	Th 18,0	
	96-	F		F		23-0231			Ø 257,0 Th 20,0-18,2	Vent.




































































		Spare Parts	F/R	L/R	METELLI ref.	METELLI ref. w/KIT		DIMENSIONS mm.	NOTE
1.6 16v Eng.178B3.000 (74kW)	4/96-2/01		R		53-0075		Ap	228,6x42	
	96-		R		18-0022			Ø 228,3	
	96-		R		51-0090		Bdx	Ø 20,64 228,0x40	RAI
1.6 16v Eng.182B6.000 (76kW)	01-		F		22-0274-2		Ate	Th 18,0	
	01-		F		23-0231			Ø 257,0 Th 20,0-18,2	Vent.
	2/01-		R		53-0075		Ap	228,6x42	
	2/01-		R		53-0087		Bdx	228,6x42	
	01-		R		18-0022			Ø 228,3	
	01-		R		51-0090		Bdx	Ø 20,64 228,0x40	RAI
1.7 TD Eng.176A3.000 (51kW)	-98		F		22-0273-0		Ate	Th 18,0	
	98-99		F		22-0273-1		Ate	Th 18,0	
	99-		F		22-0273-2		Ate	Th 18,0	
	96-11/98		F		23-0496			Ø 240,0 Th 20,0-18,2	Vent.
	12/98-		F		23-0231			Ø 257,0 Th 20,0-18,2	Vent.
	4/96-3/01		R		53-0075		Ap	228,6x42	
	96-		R		18-0022			Ø 228,3	
	96-		R		51-0090		Bdx	Ø 20,64 228,0x40	RAI
	1.9 D Eng.223A6.000 (46kW)	3/01-		F		22-0274-2		Ate	Th 18,0
3/01-			F		23-0496			Ø 240,0 Th 20,0-18,2	Vent.
3/01-			R		53-0075		Ap	228,6x42	
3/01-			R		53-0087		Bdx	228,6x42	
01-			R		18-0022			Ø 228,3	
01-			R		51-0090		Bdx	Ø 20,64 228,0x40	RAI
1.9 JTD Eng.188A2.000 (59kW)	3/01-		F		22-0274-2		Ate	Th 18,0	
	01-		F		23-0231			Ø 257,0 Th 20,0-18,2	Vent.
	01-		R		18-0022			Ø 228,3	
1.9 JTD Eng.188A2.000 (74kW)	1/02-		F		22-0274-2		Ate	Th 18,0	
<b>Palio/Siena (178BX) 4/96-</b>									
1.0 Eng.178A1.000 (45-56kW)	4/96-		F		23-0496			Ø 240,0 Th 20,0-18,2	Vent., Tunisia
	4/96-		R		53-0098		Bosch	185,0x29	China
	96-		R		18-0018			Ø 185,0	Tunisia
1.2 Eng.178C4.066 (45kW)	02-		F		22-0274-2		Ate	Th 18,0	
	02-		F		23-0231			Ø 257,0 Th 20,0-18,2	Vent.
1.2 16v Eng.178B5.000 (54kW)	02-		F		22-0274-2		Ate	Th 18,0	
	-98		F		22-0273-0		Ate	Th 18,0	
	98-99		F		22-0273-1		Ate	Th 18,0	
	99-02		F		22-0273-2		Ate	Th 18,0	
	6/98-		F		23-0496			Ø 240,0 Th 20,0-18,2	Vent.
	6/98-		R		53-0078			185,0x29	Hand Brake
1.4 Eng.178B2.000 (51kW)	4/98-		F		23-0496			Ø 240,0 Th 20,0-18,2	Vent.
	2/98-3/98		F		23-0156			Ø 240,0 Th 12,0-10,8	
	4/96-		R		53-0078			185,0x29	Hand Brake
	4/96-		R		53-0098		Bosch	185,0x29	China
	96-		R		18-0018			Ø 185,0	
1.4 Kat Eng.178B2.016 (51kW)	4/98-		F		23-0496			Ø 240,0 Th 20,0-18,2	Vent.
	2/98-3/98		F		23-0156			Ø 240,0 Th 12,0-10,8	
	4/96-		R		53-0078			185,0x29	Hand Brake
	4/96-		R		53-0098		Bosch	185,0x29	China
	96-		R		18-0018			Ø 185,0	
1.6 16v Eng.178B3.000 (74-78kW)	-99		F		22-0274-0		Ate	Th 18,0	
	99-		F		22-0274-2		Ate	Th 18,0	
	4/96-		F		23-0496			Ø 240,0 Th 20,0-18,2	Vent.
	4/96-		R		53-0078			185,0x29	Hand Brake
	96-		R		18-0018			Ø 185,0	
1.7 TD Eng.176A5.000 (51kW)	02-		F		22-0274-2		Ate	Th 18,0	
	-98		F		22-0273-0		Ate	Th 18,0	
	98-99		F		22-0273-1		Ate	Th 18,0	
	99-02		F		22-0273-2		Ate	Th 18,0	
	4/96-		F		23-0496			Ø 240,0 Th 20,0-18,2	Vent.
	9/98-		R		18-0018			Ø 185,0	
1.8 (81kW)	10/05-		R		53-0098		Bosch	185,0x29	China
<b>Panda I (141A) 10/80-7/04</b>									
0.65 Eng.141A.000 (22kW)	-82		F		22-0001-0		Bdx	Th 17,5	
	82-86		F		22-0033-0		Bdx	Th 18,0	
	1/82-7/04		R		53-0063		Fiat	185,0x31	Fitted Adjuster, Hand Brake
	3/82-91		R		18-0003			Ø 185,0	

		Spare Parts	F/R	L/R	METELLI ref.	METELLI ref. w/KIT		DIMENSIONS mm.	NOTE	
0.75 Eng.156A4048 (25kW)	1/95-12/97		R		53-0063		Fiat	185,0x31	Fitted Adjuster, Hand Brake	
0.75 Fire Eng.156A4.000 (25kW)	1/86-1/95		F		22-0033-0		Bdx	Th 18,0		
	86-95		F		23-0014			Ø 227,0 Th 11,0-9,0		
	1/86-1/95		R		53-0063		Fiat	185,0x31	Fitted Adjuster, Hand Brake	
	86-95		R		18-0003			Ø 185,0		
0.75, Kat Eng.141B.000 (25kW)	1/86-1/95		F		22-0033-0		Bdx	Th 18,0		
	86-95		F		23-0014			Ø 227,0 Th 11,0-9,0		
	1/86-1/95		R		53-0063		Fiat	185,0x31	Fitted Adjuster, Hand Brake	
	86-95		R		18-0003			Ø 185,0		
0.8 Eng.100GL6.000 (25kW)	81-85		F		23-0014			Ø 227,0 Th 11,0-9,0		
	81-85		R		18-0003			Ø 185,0		
0.9 Eng.100GL3.000/ 146A.000 (33kW)	-82		F		22-0001-0		Bdx	Th 17,5		
	82-		F		22-0033-0		Bdx	Th 18,0		
	80-		F		23-0014			Ø 227,0 Th 11,0-9,0		
	10/80-6/94		R		53-0063		Fiat	185,0x31	Fitted Adjuster, Hand Brake	
0.9 Eng.1170A1.046 (29kW)	3/80-91		R		18-0003			Ø 185,0		
	4/92-12/96		F		22-0033-0		Bdx	Th 18,0		
	92-		F		23-0014			Ø 227,0 Th 11,0-9,0		
	4/92-12/96		R		53-0069		Ap	185,0x31	Hand Brake	
0.95, 4WD Eng.A112B1.054 (35kW)	92-		R		18-0003			Ø 185,0		
	82-		F		22-0033-0		Bdx	Th 18,0		
	82-		F		23-0014			Ø 227,0 Th 11,0-9,0		
	9/82-8/83		R		53-0063		Fiat	185,0x31	Fitted Adjuster, Hand Brake	
1.0 4WD Eng.156A2.100/ 156A3.100 (32kW)	82-		R		18-0003			Ø 185,0	Ch -5296653	
	1/86-4/92		F		22-0033-0		Bdx	Th 18,0		
	86-92		F		23-0014			Ø 227,0 Th 11,0-9,0		
	1/86-4/92		R		53-0063		Fiat	185,0x31	Fitted Adjuster, Hand Brake	
1.0 i.e. Kat, 4WD Eng.141C2.000/156A2.246 (33kW)	86-92		R		18-0003			Ø 185,0		
	10/87-8/98		F		22-0033-0		Bdx	Th 18,0		
	87-98		F		23-0014			Ø 227,0 Th 11,0-9,0		
	-12/92		R		53-0063		Fiat	185,0x31	Fitted Adjuster, Hand Brake	
1.0, 4WD Eng.156A3.000 (37kW)	93-		R		53-0069		Ap	185,0x31	Exc. 4WD, Hand Brake	
	87-92		R		18-0003			Ø 185,0		
	1/86-12/92		F		22-0033-0		Bdx	Th 18,0		
	86-92		F		23-0014			Ø 227,0 Th 11,0-9,0		
1.1, 4WD Eng.156C.046 (37kW)	1/86-12/92		R		53-0063		Fiat	185,0x31	Fitted Adjuster, Hand Brake	
	86-92		R		18-0003			Ø 185,0		
	10/91-		F		22-0033-0		Bdx	Th 18,0		
	91-		F		23-0014			Ø 227,0 Th 11,0-9,0	M/T	
1.1, 4WD Eng.176B2.000 (40kW)	91-		F		23-0156			Ø 240,0 Th 12,0-10,8	A/T	
	10/91-7/04		R		53-0069		Ap	185,0x31	Exc. 4WD, Hand Brake	
	10/91-7/04		R		53-0063		Fiat	185,0x31	Fitted Adjuster, Hand Brake	
	91-		R		18-0003			Ø 185,0		
	2/95-		F		22-0033-0		Bdx	Th 18,0		
	2/95-		F		23-0014			Ø 227,0 Th 11,0-9,0	M/T	
1.3 D Eng.156A5.000 (27kW)	2/95-		F		23-0156			Ø 240,0 Th 12,0-10,8	A/T	
	2/95-7/04		R		53-0069		Ap	185,0x31	Exc. 4WD, Hand Brake	
	2/95-		R		18-0003			Ø 185,0		
	4/86-12/92		F		22-0033-0		Bdx	Th 18,0		
	86-92		F		23-0014			Ø 227,0 Th 11,0-9,0		
1.3 D Eng.156A5.000 (27kW)	4/86-12/92		R		53-0063		Fiat	185,0x31	Fitted Adjuster, Hand Brake	
	86-92		R		18-0003			Ø 185,0		
	<b>Panda II (169) 9/03-</b>									
	1.1 Eng.187A1.000 (40kW)	9/03-		F		22-0159-1		Bdx	Th 17,0	
10/03-			F		23-0232			Ø 240,5 Th 10,9-9,2		
9/03-			R		53-0083		Ap	180,0x32	-ABS	
9/03-			R		53-0090		Bosch	180,0x30	+ABS	
03-			R		18-0011			Ø 180,0		
03-			R		51-0181		Ap	Ø 20,64 180,0x32	RAD, -ABS	
1.2 Eng.188A4.000 (44kW)	03-		R		51-0194		Bosch	Ø 20,64 180,0x30	RAI, +ABS	
	9/03-		F		22-0159-1		Bdx	Th 17,0		
	10/03-		F		23-0232			Ø 240,5 Th 10,9-9,2		
	9/03-		R		53-0083		Ap	180,0x32	-ABS	
	9/03-		R		53-0090		Bosch	180,0x30	+ABS	
	03-		R		18-0011			Ø 180,0		
03-		R		51-0181		Ap	Ø 20,64 180,0x32	RAD, -ABS		
03-		R		51-0194		Bosch	Ø 20,64 180,0x30	RAI, +ABS		























































		Spare Parts	F/R	L/R	METELLI ref.	METELLI ref. w/KIT		DIMENSIONS mm.	NOTE	
1.2 4WD Eng.188A4.000 (44kW)	10/04-		F		<b>22-0638-0</b>		Bosch	Th 17,5		
	10/04-		R		<b>22-0324-0</b>		Gir	Th 14,0		
	04-		F		<b>23-0754</b>			Ø 240,0 Th 20,0-18,0	Vent.	
	04-		R		<b>23-0232</b>			Ø 240,5 Th 10,9-9,2		
	10/04-		R		<b>53-0083</b>		Ap	180,0x32	-ABS	
	10/04-		R		<b>53-0090</b>		Bosch	180,0x30	+ABS	
	04-		R		<b>18-0011</b>			Ø 180,0		
	04-		R		<b>51-0181</b>		Ap	Ø 20,64 180,0x32	RAD, -ABS	
	04-		R		<b>51-0194</b>		Bosch	Ø 20,64 180,0x30	RAI, +ABS	
	04-		R							
1.3 JTD Eng.188A9.000 (51kW)	9/03-		F		<b>22-0638-0</b>		Bosch	Th 17,5		
	9/03-		F		<b>23-0754</b>			Ø 240,0 Th 20,0-18,0	Vent.	
	9/03-		R		<b>53-0083</b>		Ap	180,0x32	-ABS	
	9/03-		R		<b>53-0090</b>		Bosch	180,0x30	+ABS	
	9/03-		R		<b>18-0011</b>			Ø 180,0		
	03-		R		<b>51-0181</b>		Ap	Ø 20,64 180,0x32	RAD, -ABS	
	03-		R		<b>51-0194</b>		Bosch	Ø 20,64 180,0x30	RAI, +ABS	
	03-		R							
	1.3 JTD 4WD Eng.188A9.000 (51kW)	10/04-		F		<b>22-0321-0</b>		Bosch	Th 18,0	
		10/04-		R		<b>22-0324-0</b>		Gir	Th 14,0	
04-			F		<b>23-0407</b>			Ø 257,0 Th 22,0-20,2	Vent.	
10/04-			R		<b>23-0232</b>			Ø 240,5 Th 10,9-9,2		
10/04-			R		<b>53-0083</b>		Ap	180,0x32	-ABS	
10/04-			R		<b>53-0090</b>		Bosch	180,0x30	+ABS	
04-			R		<b>18-0011</b>			Ø 180,0		
04-			R		<b>51-0181</b>		Ap	Ø 20,64 180,0x32	RAD, -ABS	
04-			R		<b>51-0194</b>		Bosch	Ø 20,64 180,0x30	RAI, +ABS	
04-			R							
1.3 MJT Eng.188A8.000 (55kW)	6/06-		F		<b>22-0638-0</b>		Bosch	Th 17,5		
	6/06-		F		<b>23-0754</b>			Ø 240,0 Th 20,0-18,0	Vent.	
	6/06-		R		<b>53-0083</b>		Ap	180,0x32	-ABS	
	6/06-		R		<b>53-0090</b>		Bosch	180,0x30	+ABS	
	6/06-		R		<b>18-0011</b>			Ø 180,0		
	6/06-		R							
1.4 16v Eng.169A3.000 (74kW)	06-		F		<b>22-0321-0</b>		Bosch	Th 18,0		
	06-		R		<b>22-0324-0</b>		Gir	Th 14,0		
	06-		F		<b>23-0407</b>			Ø 257,0 Th 22,0-20,2	Vent.	
	06-		R		<b>23-0232</b>			Ø 240,5 Th 10,9-9,2		
	<b>Punto I (176,C), Cabrio 9/93-9/99</b>									
1.1 Eng.176A6.000/ 176B2.000 (40kW)	9/93-9/99		F		<b>22-0159-0</b>		Bdx	Th 17,0	-ABS	
	9/93-9/99		F		<b>22-0159-1</b>		Bdx	Th 17,0	-ABS	
	-97		F		<b>22-0030-1</b>		Gir	Th 17,5	+ABS	
	97-		F		<b>22-0159-1</b>		Bdx	Th 17,0	+ABS	
	9/93-9/99		R		<b>22-0064-0</b>		Gir	Th 14,5	+ABS	
	3/96-99		F		<b>23-0232</b>			Ø 240,5 Th 10,9-9,2	+ABS	
	93-3/96		F		<b>23-0179</b>			Ø 257,5 Th 12,0-10,2	+ABS	
	93-8/99		F		<b>23-0232</b>			Ø 240,5 Th 10,9-9,2	-ABS	
	93-8/99		R		<b>23-0232</b>			Ø 240,5 Th 10,9-9,2	+ABS	
	9/93-9/99		R		<b>53-0070</b>	<b>53-0070J</b>	Ap	180,0x32	Hand Brake	
	9/93-9/99		R		<b>53-0066</b>	<b>53-0066J</b>	Bdx	180,0x32	Hand Brake	
	11/93-99		R		<b>18-0011</b>			Ø 180,0		
	7/93-99		R		<b>51-0052</b>		Ap	Ø 20,64 180,0x30	RAD	
	7/93-99		R		<b>51-0023</b>		Bdx	Ø 20,64 180,0x30	RAI, +ABS	
	1.2 16v, Cabrio Eng.176B9.000 (63kW)	4/97-9/99		F		<b>22-0079-1</b>		Ate	Th 17,5	
		97-99		F		<b>23-0179</b>			Ø 257,5 Th 12,0-10,2	
97-99			R		<b>18-0011</b>			Ø 180,0		
97-99			R		<b>51-0052</b>		Ap	Ø 20,64 180,0x30	RAD	
97-99			R		<b>51-0023</b>		Bdx	Ø 20,64 180,0x30	RAI, +ABS	
97-99			R							
1.2 60, Cabrio Eng.176A7.000 (43kW)	1/94-9/99		F		<b>22-0159-0</b>		Bdx	Th 17,0	-ABS	
	1/94-9/99		F		<b>22-0159-1</b>		Bdx	Th 17,0	-ABS	
	-97		F		<b>22-0030-1</b>		Gir	Th 17,5	+ABS	
	97-		F		<b>22-0159-1</b>		Bdx	Th 17,0	+ABS	
	1/94-9/99		R		<b>22-0064-0</b>		Gir	Th 14,5	+ABS	
	94-99		F		<b>23-0232</b>			Ø 240,5 Th 10,9-9,2	-ABS	
	94-99		F		<b>23-0179</b>			Ø 257,5 Th 12,0-10,2	+ABS	
	94-99		R		<b>23-0232</b>			Ø 240,5 Th 10,9-9,2	+ABS	
	1/94-9/99		R		<b>53-0070</b>	<b>53-0070J</b>	Ap	180,0x32	Hand Brake	
	1/94-9/99		R		<b>53-0066</b>	<b>53-0066J</b>	Bdx	180,0x32	Hand Brake	
	94-99		R		<b>18-0011</b>			Ø 180,0		
	94-99		R		<b>51-0052</b>		Ap	Ø 20,64 180,0x30	RAD	
	94-99		R		<b>51-0023</b>		Bdx	Ø 20,64 180,0x30	RAI, +ABS	
	94-99		R							

			Spare Parts	F/R	L/R	METELLI ref.	METELLI ref. w/KIT		DIMENSIONS mm.	NOTE
1.2 60, Cabrio Eng.176B1.000/ 176B4.000 (44kW)	3/94-9/99			F		22-0159-0		Bdx	Th 17,0	-ABS
	3/94-9/99			F		22-0159-1		Bdx	Th 17,0	-ABS
	-97			F		22-0030-1		Gir	Th 17,5	+ABS
	97-			F		22-0159-1		Bdx	Th 17,0	+ABS
	3/94-9/99			R		22-0064-0		Gir	Th 14,5	+ABS
	94-99			F		23-0232			Ø 240,5 Th 10,9-9,2	-ABS
	94-99			F		23-0179			Ø 257,5 Th 12,0-10,2	+ABS
	94-99			R		23-0232			Ø 240,5 Th 10,9-9,2	+ABS
	3/94-9/99			R		53-0070	53-0070J	Ap	180,0x32	Hand Brake
	3/94-9/99			R		53-0066	53-0066J	Bdx	180,0x32	Hand Brake
	94-99			R		18-0011			Ø 180,0	
	94-99			R		51-0052		Ap	Ø 20,64 180,0x30	RAD
	94-99			R		51-0023		Bdx	Ø 20,64 180,0x30	RAI, +ABS
	1.2 75 Eng.176A8.000 (54kW)	1/94-9/99			F		22-0159-0		Bdx	Th 17,0
1/94-9/99				F		22-0159-1		Bdx	Th 17,0	-ABS
-97				F		22-0030-1		Gir	Th 17,5	+ABS
97-				F		22-0159-1		Bdx	Th 17,0	+ABS
1/94-9/99				R		22-0064-0		Gir	Th 14,5	+ABS
94-99				F		23-0232			Ø 240,5 Th 10,9-9,2	-ABS
94-99				F		23-0179			Ø 257,5 Th 12,0-10,2	+ABS
94-99				R		23-0232			Ø 240,5 Th 10,9-9,2	+ABS
1/94-9/99				R		53-0070	53-0070J	Ap	180,0x32	Hand Brake
1/94-9/99				R		53-0066	53-0066J	Bdx	180,0x32	Hand Brake
94-99				R		18-0011			Ø 180,0	
94-99				R		51-0052		Ap	Ø 20,64 180,0x30	RAD
94-99				R		51-0023		Bdx	Ø 20,64 180,0x30	RAI, +ABS
1.4 GT T. Eng.176A4.000 (98kW)		94-96			F		22-0030-1		Gir	Th 17,5
	1/94-9/96			R		22-0064-0		Gir	Th 14,5	
	94-96			F		23-0231			Ø 257,0 Th 20,0-18,2	Vent.
	94-96			R		23-0232			Ø 240,5 Th 10,9-9,2	
1.4 GT T. Eng.176B6.000 (96kW)	-97			F		22-0030-1		Gir	Th 17,5	
	97-			F		22-0082-0		Ate	Th 17,5	
	-97			R		22-0064-0		Gir	Th 14,5	
	97-			R		22-0299-0		Gir	Th 14,5	
	96-99			F		23-0231			Ø 257,0 Th 20,0-18,2	Vent.
	96-99			R		23-0232			Ø 240,5 Th 10,9-9,2	
1.6 90, Cabrio Eng.176A9.000 (65kW)	1/94-4/97			F		22-0030-1		Gir	Th 17,5	
	1/94-4/97			R		22-0064-0		Gir	Th 14,5	+ABS
	94-97			F		23-0179			Ø 257,5 Th 12,0-10,2	
	94-97			R		23-0232			Ø 240,5 Th 10,9-9,2	+ABS
	1/94-4/97			R		53-0070	53-0070J	Ap	180,0x32	Hand Brake
	1/94-4/97			R		53-0066	53-0066J	Bdx	180,0x32	Hand Brake
	94-97			R		18-0011			Ø 180,0	
	94-97			R		51-0052		Ap	Ø 20,64 180,0x30	RAD
94-97			R		51-0023		Bdx	Ø 20,64 180,0x30	RAI, +ABS	
1.7 D Eng.176B3.000 (42kW)	4/94-9/97			F		22-0159-0		Bdx	Th 17,0	
	4/94-9/97			F		22-0159-1		Bdx	Th 17,0	
	94-97			F		23-0179			Ø 257,5 Th 12,0-10,2	
	94-97			R		18-0011			Ø 180,0	
	94-97			R		51-0052		Ap	Ø 20,64 180,0x30	RAD
	94-97			R		51-0023		Bdx	Ø 20,64 180,0x30	RAI, +ABS
1.7 TD Eng.176A5.000 (52kW)	-97			F		22-0030-1		Gir	Th 17,5	
	97-			F		22-0079-1		Ate	Th 17,5	
	1/94-9/99			R		22-0064-0		Gir	Th 14,5	+ABS
	94-99			F		23-0179			Ø 257,5 Th 12,0-10,2	
	94-99			R		23-0232			Ø 240,5 Th 10,9-9,2	+ABS
	1/94-9/99			R		53-0070	53-0070J	Ap	180,0x32	Hand Brake
	1/94-9/99			R		53-0066	53-0066J	Bdx	180,0x32	Hand Brake
94-99			R		18-0011			Ø 180,0		
1.7 TD, TDs Eng.176A3.000 (51kW)	-97			F		22-0030-1		Gir	Th 17,5	
	97-			F		22-0079-1		Ate	Th 17,5	
	1/94-9/99			R		22-0064-0		Gir	Th 14,5	+ABS
	94-99			F		23-0179			Ø 257,5 Th 12,0-10,2	
	94-99			R		23-0232			Ø 240,5 Th 10,9-9,2	+ABS
	1/94-9/99			R		53-0070	53-0070J	Ap	180,0x32	Hand Brake
1/94-9/99			R		53-0066	53-0066J	Bdx	180,0x32	Hand Brake	
94-99			R		18-0011			Ø 180,0		











































		Spare Parts	F/R	L/R	METELLI ref.	METELLI ref. w/KIT		DIMENSIONS mm.	NOTE
1.7 TD, TDs Eng.176B7.000 (46kW)	-97		F		22-0030-1		Gir	Th 17,5	
	97-		F		22-0079-1		Ate	Th 17,5	
	96-99		F		23-0179			Ø 257,5 Th 12,0-10,2	
	96-99		R		23-0232			Ø 240,5 Th 10,9-9,2	+ABS
	9/96-9/99		R		53-0070	53-0070J	Ap	180,0x32	Hand Brake
	9/96-9/99		R		53-0066	53-0066J	Bdx	180,0x32	Hand Brake
	96-99		R		18-0011			Ø 180,0	
	96-99		R		51-0052		Ap	Ø 20,64 180,0x30	RAD
96-99		R		51-0023		Bdx	Ø 20,64 180,0x30	RAI, +ABS	
<b>Punto II (188) 9/99-7/03</b>									
1.2 Eng.188A4.000 (44kW)	9/99-7/03		F		22-0159-1		Bdx	Th 17,0	
	99-03		F		23-0232			Ø 240,5 Th 10,9-9,2	
	9/99-7/03		R		53-0080	53-0080Y	Ap	180,0x32	+ABS, Hand Brake
	9/99-7/03		R		53-0079	53-0079Y	Ap	180,0x32	-ABS
	99-03		R		18-0011			Ø 180,0	
	99-03		R		51-0145		Ap	Ø 20,64 180,0x30	RAD, -ABS
1.2 16v Eng.188A5.000 (59kW)	9/99-7/03		F		22-0079-1		Ate	Th 17,5	
	9/99-7/03		F		22-0079-2		Ate	Th 17,5	A/T
	99-03		F		23-0179			Ø 257,5 Th 12,0-10,2	
	9/99-7/03		R		53-0080	53-0080Y	Ap	180,0x32	+ABS, Hand Brake
	9/99-7/03		R		53-0079	53-0079Y	Ap	180,0x32	-ABS
	99-03		R		18-0011			Ø 180,0	
	99-03		R		51-0145		Ap	Ø 20,64 180,0x30	RAD, -ABS
1.8 HGT Eng.183A1.000/ 188A6.000 (96kW)	9/99-7/03		F		22-0274-2		Ate	Th 18,0	
	9/99-7/03		R		22-0324-0		Gir	Th 14,0	
	9/99-		F		23-0407			Ø 257,0 Th 22,0-20,2	Vent.
	8/99-03		R		18-0011			Ø 180,0	
1.9 DS 60 Eng.188A3.000 (44kW)	9/99-7/03		F		22-0079-2		Ate	Th 17,5	
	9/99-7/03		F		22-0082-2		Ate	Th 17,5	Vent.
	99-03		F		23-0179			Ø 257,5 Th 12,0-10,2	
	9/99-7/03		R		53-0080	53-0080Y	Ap	180,0x32	+ABS, Hand Brake
	9/99-7/03		R		53-0079	53-0079Y	Ap	180,0x32	-ABS
	99-03		R		18-0011			Ø 180,0	
	99-03		R		51-0146		Ap	Ø 22,00 180,0x30	RAD, +ABS
1.9 JTD Eng.188A2.000 (59kW)	9/99-7/03		F		22-0082-2		Ate	Th 17,5	
	99-03		F		23-0231			Ø 257,0 Th 20,0-18,2	Vent.
	9/99-7/03		R		53-0080	53-0080Y	Ap	180,0x32	+ABS, Hand Brake
	9/99-7/03		R		53-0079	53-0079Y	Ap	180,0x32	-ABS
	99-03		R		18-0011			Ø 180,0	
	99-03		R		51-0146		Ap	Ø 22,00 180,0x30	RAD, +ABS
1.9 JTD Eng.188A7.000 (63kW)	1/01-12/03		F		22-0082-2		Ate	Th 17,5	
	01-03		F		23-0231			Ø 257,0 Th 20,0-18,2	Vent.
	1/01-12/03		R		53-0080	53-0080Y	Ap	180,0x32	+ABS, Hand Brake
	1/01-12/03		R		53-0079	53-0079Y	Ap	180,0x32	-ABS
<b>Punto III (188) 10/01-9/05</b>									
1.2 16v Eng.188A5.000 (59kW)	9/03-9/05		F		22-0079-1		Ate	Th 17,5	
	03-05		F		23-0179			Ø 257,5 Th 12,0-10,2	
	03-05		R		18-0011			Ø 180,0	
1.2 Natural Power Eng.188A4.000 (44kW)	9/03-9/05		F		22-0159-1		Bdx	Th 17,0	
	03-05		F		23-0232			Ø 240,5 Th 10,9-9,2	
	03-05		R		18-0011			Ø 180,0	
	03-05		R		51-0145		Ap	Ø 20,64 180,0x30	RAD, -ABS
1.3 JTD Eng.188A9.000 (51kW)	6/03-9/05		F		22-0082-2		Ate	Th 17,5	
	03-05		F		23-0231			Ø 257,0 Th 20,0-18,2	Vent.
	-3/04		R		53-0084		Ap	203,2x39	Hand Brake
	3/04-		R		53-0091		Ap	203,0x38	
	03-05		R		18-0011			Ø 180,0	
	03-3/04		R		51-0218		Ap	Ø 20,64 203,2x39	AP
	3/04-		R		51-0219		Ap	Ø 22,00 203,0x38	AP
1.4 16v Eng.843A1.000 (70kW)	9/03-9/05		F		22-0082-2		Ate	Th 17,5	
	03-05		F		23-0231			Ø 257,0 Th 20,0-18,2	Vent.
	-3/04		R		53-0084		Ap	203,2x39	Hand Brake
	3/04-		R		53-0091		Ap	203,0x38	
	03-05		R		18-0019			Ø 203,2	
	03-3/04		R		51-0218		Ap	Ø 20,64 203,2x39	AP
	3/04-		R		51-0221		Ap	Ø 20,64 203,0x38	AP

			SPARE PARTS	F/R	L/R	METELLI ref.	METELLI ref. w/KIT		DIMENSIONS mm.	NOTE
1.8 16v Eng.188A6.000 (96kW)	6/03-9/05	F		F		22-0083-2		Ate	Th 19,0	
	6/03-9/05	R		R		22-0324-0		Gir	Th 14,0	
	03-05	F		F		23-0298			Ø 283,9 Th 22,0-20,2	Vent.
	7/03-9/05	R		R		23-0232			Ø 240,5 Th 10,9-9,2	
1.9 JTD Eng.188A7.000 (63kW)	10/01-9/05	F		F		22-0082-2		Ate	Th 17,5	
	01-05	F		F		23-0231			Ø 257,0 Th 20,0-18,2	Vent.
	-3/04	R		R		53-0084		Ap	203,2x39	Hand Brake
	3/04-	R		R		53-0091		Ap	203,0x38	
	01-05	R		R		18-0011			Ø 180,0	
	03-3/04	R		R		51-0218		Ap	Ø 20,64 203,2x39	AP
1.9 JTD Eng.188B2.000 (74kW)	6/03-9/05	F		F		22-0082-2		Ate	Th 17,5	
	6/03-9/05	R		R		22-0324-0		Gir	Th 14,0	
	03-05	F		F		23-0298			Ø 283,9 Th 22,0-20,2	Vent., HGT
	6/03-9/05	R		R		23-0232			Ø 240,5 Th 10,9-9,2	
	-3/04	R		R		53-0084		Ap	203,2x39	Hand Brake
	3/04-	R		R		53-0091		Ap	203,0x38	
<b>Regata (138) 9/83-12/90</b>										
1.3 70 Eng.138B2.000 (50kW)	9/83-7/86	F		F		22-0033-1		Bdx	Th 18,0	
	83-86	F		F		23-0014			Ø 227,0 Th 11,0-9,0	
	9/83-7/86	R		R		53-0063		Fiat	185,0x31	Fitted Adjuster, Hand Brake
	9/83-3/86	R		R		18-0003			Ø 185,0	
1.3 70 Eng.149A3.000/ 149A7.000 (48kW)	9/83-7/89	F		F		22-0033-1		Bdx	Th 18,0	
	83-86	F		F		23-0014			Ø 227,0 Th 11,0-9,0	
	9/83-7/89	R		R		53-0063		Fiat	185,0x31	Fitted Adjuster, Hand Brake
	9/83-3/86	R		R		18-0003			Ø 185,0	
1.5 75 Eng.138B3.048 (55kW)	12/83-12/85	F		F		22-0033-1		Bdx	Th 18,0	
	83-87	F		F		23-0014			Ø 227,0 Th 11,0-9,0	
	12/83-12/85	R		R		53-0063		Fiat	185,0x31	Fitted Adjuster, Hand Brake
1.5 75 Eng.138C3.048 (55kW)	9/83-3/86	R		R		18-0003			Ø 185,0	
	1/86-12/87	F		F		22-0033-1		Bdx	Th 18,0	
	83-87	F		F		23-0014			Ø 227,0 Th 11,0-9,0	
1.5 85 Eng.138B3.000 (60kW)	1/86-12/87	R		R		53-0063		Fiat	185,0x31	Fitted Adjuster, Hand Brake
	9/83-3/86	R		R		18-0003			Ø 185,0	
	9/83-4/85	F		F		22-0030-1		Gir	Th 17,5	
	83-85	F		F		23-0014			Ø 227,0 Th 11,0-9,0	
1.5 85 Eng.149A5.000 (58kW)	9/83-4/85	R		R		53-0063		Fiat	185,0x31	Fitted Adjuster, Hand Brake
	83-85	R		R		18-0003			Ø 185,0	
	1.5 85 Eng.149A5.000 (58kW)	F		F		22-0030-1		Gir	Th 17,5	
	85-87	F		F		23-0014			Ø 227,0 Th 11,0-9,0	
1.5 i.e. 75 Eng.138C2.048/ 149C1.000 (55kW)	5/85-12/87	R		R		53-0063		Fiat	185,0x31	Fitted Adjuster, Hand Brake
	85-87	R		R		18-0003			Ø 185,0	
	7/85-7/89	R		R		53-0063		Fiat	185,0x31	Fitted Adjuster, Hand Brake
1.6 100 Super Eng.149A2.000/ 149A4.000/149C3.000 (70-74kW)	10/83-12/90	F		F		22-0030-1		Gir	Th 17,5	
	83-86	F		F		23-0083			Ø 257,0 Th 12,0-10,8	
	10/83-12/90	R		R		53-0063		Fiat	185,0x31	Fitted Adjuster, Hand Brake
1.6 85 Eng.149A.000 (60kW)	9/83-3/86	R		R		18-0003			Ø 185,0	
	9/83-3/86	R		R		18-0003			Ø 185,0	
	1.6 i.e. 90 Eng.149C2.000 (66kW)	F		F		22-0030-1		Gir	Th 17,5	
1.6 i.e. 90 Eng.149C2.000 (66kW)	1/87-7/89	F		F		23-0014			Ø 227,0 Th 11,0-9,0	
	87-89	F		F		23-0014			Ø 227,0 Th 11,0-9,0	
	1/87-7/89	R		R		53-0063		Fiat	185,0x31	Fitted Adjuster, Hand Brake
	87-89	R		R		18-0003			Ø 185,0	
1.7 D Eng.149B3.000 (44kW)	5/85-3/89	F		F		22-0033-1		Bdx	Th 18,0	
	5/85-3/89	F		F		22-0030-1		Gir	Th 17,5	
	85-89	F		F		23-0014			Ø 227,0 Th 11,0-9,0	
	5/85-3/89	R		R		53-0063		Fiat	185,0x31	Fitted Adjuster, Hand Brake
1.7 D 60 Eng.138B6.000 (43kW)	85-89	R		R		18-0003			Ø 185,0	
	9/83-12/86	F		F		22-0033-1		Bdx	Th 18,0	
	9/83-12/86	F		F		22-0030-1		Gir	Th 17,5	
	83-86	F		F		23-0014			Ø 227,0 Th 11,0-9,0	
	9/83-12/86	R		R		53-0063		Fiat	185,0x31	Fitted Adjuster, Hand Brake
9/83-3/86	R		R		18-0003			Ø 185,0		














		Spare Parts	F/R	L/R	METELLI ref.	METELLI ref. w/KIT		DIMENSIONS mm.	NOTE
1.9 D 65 Eng.149A1.000 (48kW)	4/84-7/89		F		22-0033-1		Bdx	Th 18,0	
	4/84-7/89		F		22-0030-1		Gir	Th 17,5	
	84-89		F		23-0083			Ø 257,0 Th 12,0-10,8	
	4/84-7/89		R		53-0063		Fiat	185,0x31	Fitted Adjuster, Hand Brake
	84-89		R		18-0003			Ø 185,0	
1.9 TD 80 Eng.831D1.000 (59kW)	5/86-7/89		F		22-0030-1		Gir	Th 17,5	
	86-89		F		23-0014			Ø 227,0 Th 11,0-9,0	
	5/86-7/89		R		53-0063		Fiat	185,0x31	Fitted Adjuster, Hand Brake
	86-		R		18-0003			Ø 185,0	
<b>Regata Weekend 1/84-12/90</b>									
1.3 70 Eng.138B2.000 (50kW)	1/84-7/89		F		22-0033-1		Bdx	Th 18,0	
	84-		F		23-0083			Ø 257,0 Th 12,0-10,8	
	1/84-7/89		R		53-0063		Fiat	185,0x31	Fitted Adjuster, Hand Brake
	84-		R		18-0003			Ø 185,0	
1.5 75 Eng.138C3.048 (55kW)	9/84-7/89		F		22-0033-1		Bdx	Th 18,0	
	84-		F		23-0083			Ø 257,0 Th 12,0-10,8	
	9/84-7/89		R		53-0063		Fiat	185,0x31	Fitted Adjuster, Hand Brake
	84-		R		18-0003			Ø 185,0	
1.5 85 Eng.138C3.000 (60kW)	1/84-4/89		F		22-0030-1		Gir	Th 17,5	
	84-89		F		23-0083			Ø 257,0 Th 12,0-10,8	
	1/84-4/89		R		53-0063		Fiat	185,0x31	Fitted Adjuster, Hand Brake
	84-3/86		R		18-0003			Ø 185,0	
1.5 i.e. 75 Kat Eng.138C2.048 (55kW)	12/86-7/89		F		22-0033-1		Bdx	Th 18,0	
	86-89		F		23-0083			Ø 257,0 Th 12,0-10,8	
	12/86-7/89		R		53-0063		Fiat	185,0x31	Fitted Adjuster, Hand Brake
1.6 100 Eng.149A4.000 (74kW)	9/84-12/86		F		22-0030-1		Gir	Th 17,5	
	84-89		F		23-0083			Ø 257,0 Th 12,0-10,8	
	84-3/86		R		18-0003			Ø 185,0	
1.6 i.e. 100 Eng.149A2.000 (74kW)	1/87-12/90		F		22-0030-1		Gir	Th 17,5	
	87-90		F		23-0083			Ø 257,0 Th 12,0-10,8	
	87-90		R		18-0003			Ø 185,0	
1.6 i.e. 90 Eng.149C2.000 (66kW)	1/87-7/89		F		22-0030-1		Gir	Th 17,5	
	87-89		F		23-0083			Ø 257,0 Th 12,0-10,8	
	87-89		R		18-0003			Ø 185,0	
1.7 D Eng.149B3.000 (44kW)	1/84-12/89		F		22-0030-1		Gir	Th 17,5	
	84-89		F		23-0083			Ø 257,0 Th 12,0-10,8	
	1/84-12/89		R		53-0063		Fiat	185,0x31	Fitted Adjuster, Hand Brake
	84-89		R		18-0003			Ø 185,0	
1.9 D 65 Eng.149A1.000 (48kW)	4/84-7/89		F		22-0030-1		Gir	Th 17,5	
	84-89		F		23-0083			Ø 257,0 Th 12,0-10,8	
	4/84-7/89		R		53-0063		Fiat	185,0x31	Fitted Adjuster, Hand Brake
	84-89		R		18-0003			Ø 185,0	
1.9 TD 80 Eng.831D1.000 (59kW)	5/86-7/89		F		22-0030-1		Gir	Th 17,5	
	5/86-7/89		R		53-0063		Fiat	185,0x31	Fitted Adjuster, Hand Brake
<b>Ritmo Bertone Cabrio 1/80-7/89</b>									
1.6 100 Eng.138AR.000 (77kW)	85-87		F		23-0083			Ø 257,0 Th 12,0-10,8	
1.6 100 Eng.138AR.048 (74kW)	85-87		F		23-0083			Ø 257,0 Th 12,0-10,8	
<b>Ritmo I (138A) 1/78-12/87</b>									
1.0 Eng.127A6.000 (44kW)	-82		F		22-0001-0		Bdx	Th 17,5	
	78-82		F		23-0014			Ø 227,0 Th 11,0-9,0	
	9/78-9/82		R		53-0063		Fiat	185,0x31	Fitted Adjuster, Hand Brake
	79-7/82		R		18-0003			Ø 185,0	
1.3 Eng.138A3.000 (55kW)	81-82		F		23-0014			Ø 227,0 Th 11,0-9,0	
	81-82		R		18-0003			Ø 185,0	
1.3 65 Eng.138A1.000 (48kW)	-82		F		22-0001-0		Bdx	Th 17,5	
	82-		F		22-0033-1		Bdx	Th 18,0	
	78-82		F		23-0014			Ø 227,0 Th 11,0-9,0	
	1/78-9/82		R		53-0063		Fiat	185,0x31	Fitted Adjuster, Hand Brake
	78-7/82		R		18-0003			Ø 185,0	
1.3 70 Eng.149A3.000/ 149A7.000 (45kW)	11/83-8/85		F		22-0033-1		Bdx	Th 18,0	
	11/83-8/85		R		53-0063		Fiat	185,0x31	Fitted Adjuster, Hand Brake
	4/83-85		R		18-0003			Ø 185,0	
1.5 Eng.138A2.000 (55-63kW)	78-82		F		23-0014			Ø 227,0 Th 11,0-9,0	
	3/81-7/82		R		18-0003			Ø 185,0	
1.5 75 Eng.138C3.048 (55kW)	-82		F		22-0001-0		Bdx	Th 17,5	
	78-82		F		23-0014			Ø 227,0 Th 11,0-9,0	
	1/78-10/82		R		53-0063		Fiat	185,0x31	Fitted Adjuster, Hand Brake






























































		Spare Parts	F/R	L/R	METELLI ref.	METELLI ref. w/KIT		DIMENSIONS mm.	NOTE
1.5 75 Eng.138C3.048 (55kW)	3/81-7/82		R		18-0003			Ø 185,0	
1.5 85 Eng.138A4.000 (63kW)	-82		F		22-0001-0		Bdx	Th 17,5	
	81-82		F		23-0014			Ø 227,0 Th 11,0-9,0	
	1/81-9/82		R		53-0063		Fiat	185,0x31	Fitted Adjuster, Hand Brake
	3/81-7/82		R		18-0003			Ø 185,0	
1.5 i.e. 75 Eng.138C2.048/ 149C1.000 (55kW)	10/85-5/87		F		22-0033-1		Bdx	Th 18,0	
	85-87		F		23-0014			Ø 227,0 Th 11,0-9,0	
	10/85-5/87		R		53-0063		Fiat	185,0x31	Fitted Adjuster, Hand Brake
1.6 105 Eng.138AR.000 (77kW)	-82		F		22-0102-0		Bdx	Th 17,5	
	82-		F		22-0030-1		Gir	Th 17,5	
	81-82		F		23-0020			Ø 251,0 Th 11,0-9,5	
	5/81-12/82		R		53-0063		Fiat	185,0x31	Fitted Adjuster, Hand Brake
	81-7/82		R		18-0003			Ø 185,0	
	1.7 D 55 Eng.138A5.000/ 138B5.000 (40-43kW)	-82		F		22-0001-0		Bdx	Th 17,5
80-82			F		23-0014			Ø 227,0 Th 11,0-9,0	
10/79-9/82			R		53-0063		Fiat	185,0x31	Fitted Adjuster, Hand Brake
80-7/82			R		18-0003			Ø 185,0	
2.0 TC Abarth Eng.138AR1.000 (92kW)	11/81-9/82		F		22-0005-5		Bdx	Th 14,0	
	11/81-9/82		R		53-0063		Fiat	185,0x31	Fitted Adjuster, Hand Brake
	81-82		R		18-0007			Ø 185,0	
<b>Ritmo II (138A) 10/82-12/88</b>									
1.1 60 Eng.138B.000/ 138B1.000 (40kW)	10/82-10/85		F		22-0033-1		Bdx	Th 18,0	
	82-85		F		23-0014			Ø 227,0 Th 11,0-9,0	
	10/82-10/85		R		53-0063		Fiat	185,0x31	Fitted Adjuster, Hand Brake
	82-85		R		18-0003			Ø 185,0	
1.1 60 Eng.146A4.048 (43kW)	4/85-12/87		F		22-0033-1		Bdx	Th 18,0	
	85-87		F		23-0014			Ø 227,0 Th 11,0-9,0	
	4/85-12/87		R		53-0063		Fiat	185,0x31	Fitted Adjuster, Hand Brake
1.3 70 Eng.138B2.000 (50kW)	1/83-4/85		F		22-0033-1		Bdx	Th 18,0	
	1/83-4/85		F		22-0030-1		Gir	Th 17,5	Cabrio
	83-85		F		23-0014			Ø 227,0 Th 11,0-9,0	
	1/83-4/85		R		53-0063		Fiat	185,0x31	Fitted Adjuster, Hand Brake
1.5 75 Eng.138A4.000 (55kW)	85-88		F		23-0014			Ø 227,0 Th 11,0-9,0	
	9/85-12/88		R		53-0063		Fiat	185,0x31	Fitted Adjuster, Hand Brake
1.5 85 Eng.138B3.000 (60kW)	1/83-12/87		F		22-0033-1		Bdx	Th 18,0	
	1/83-12/87		F		22-0030-1		Gir	Th 17,5	Cabrio
	83-85		F		23-0014			Ø 227,0 Th 11,0-9,0	
	1/83-12/87		R		53-0063		Fiat	185,0x31	Fitted Adjuster, Hand Brake
	83-87		R		18-0003			Ø 185,0	
1.5 85 Eng.149A5.000 (58kW)	8/85-5/87		F		22-0033-1		Bdx	Th 18,0	
	8/85-5/87		F		22-0030-1		Gir	Th 17,5	Cabrio
	85-87		F		23-0014			Ø 227,0 Th 11,0-9,0	
	8/85-5/87		R		53-0063		Fiat	185,0x31	Fitted Adjuster, Hand Brake
1.5 i.e. 75 Eng.138C2.048/ 149C1.000 (55kW)	9/85-12/88		F		22-0033-1		Bdx	Th 18,0	
	85-88		F		23-0014			Ø 227,0 Th 11,0-9,0	
	9/85-12/88		R		53-0063		Fiat	185,0x31	Fitted Adjuster, Hand Brake
1.6 100 Eng.149A4.000 (74kW)	1/83-12/87		F		22-0030-1		Gir	Th 17,5	
1.6 105 Eng.138AR.000 (77kW)	1/83-12/87		F		22-0030-1		Gir	Th 17,5	
	83-85		F		23-0083			Ø 257,0 Th 12,0-10,8	
	1/83-12/87		R		53-0063		Fiat	185,0x31	Fitted Adjuster, Hand Brake
1.7 D Eng.138C.000/ 149B3.000 (44kW)	85-87		F		23-0014			Ø 227,0 Th 11,0-9,0	
	5/85-12/87		R		53-0063		Fiat	185,0x31	Fitted Adjuster, Hand Brake
	85-87		R		18-0003			Ø 185,0	
1.7 D 60 Eng.138B6.000 (43kW)	10/82-10/85		F		22-0033-1		Bdx	Th 18,0	
	82-85		F		23-0014			Ø 227,0 Th 11,0-9,0	
	10/82-10/85		R		53-0063		Fiat	185,0x31	Fitted Adjuster, Hand Brake
	82-85		R		18-0003			Ø 185,0	
1.9 TD 80 Eng.831D1.000 (59kW)	12/85-12/87		F		22-0030-1		Gir	Th 17,5	
	85-87		F		23-0083			Ø 257,0 Th 12,0-10,8	
	12/85-12/87		R		53-0063		Fiat	185,0x31	Fitted Adjuster, Hand Brake
	4/85-87		R		18-0003			Ø 185,0	
2.0 TC Abarth Eng.138AR2.000 (92kW)	12/82-12/87		F		22-0030-1		Gir	Th 17,5	
	12/82-12/87		R		53-0063		Fiat	185,0x31	Fitted Adjuster, Hand Brake
	82-87		R		18-0007			Ø 185,0	
2.0 TC Abarth Eng.138AR2.000 (96kW)	4/83-12/87		F		22-0030-1		Gir	Th 17,5	
	4/83-12/87		R		53-0063		Fiat	185,0x31	Fitted Adjuster, Hand Brake
	83-87		R		18-0007			Ø 185,0	






























































		Spare Parts	F/R	L/R	METELLI ref.	METELLI ref. w/KIT		DIMENSIONS mm.	NOTE
<b>Sedici (189) 1/06-</b>									
1.6 16v 4WD Eng.M16A (79kW)	1/06-		F		<b>22-0702-0</b>		Bosch	Th 16,0	
	06-		F		<b>23-0895</b>			Ø 280,0 Th 22,0-20,0	Vent.
	1/06-		R		<b>53-0096</b>		Bosch	220,0x36	
	06-		R		<b>51-0201</b>		Bosch	Ø 19,05 220,0x36	RAI
1.9 MJT 4WD Eng.D19AA (88kW)	1/06-		F		<b>22-0702-0</b>		Bosch	Th 16,0	
	06-		F		<b>23-0895</b>			Ø 280,0 Th 22,0-20,0	Vent.
	1/06-		R		<b>53-0096</b>		Bosch	220,0x36	
	06-		R		<b>51-0201</b>		Bosch	Ø 19,05 220,0x36	RAI
<b>Seicento (187) 1/98-</b>									
0.9 Eng.1170A1.046 (29kW)	1/98-		F		<b>22-0159-1</b>		Bdx	Th 17,0	
	98-		F		<b>23-0232</b>			Ø 240,5 Th 10,9-9,2	
	1/98-		R		<b>53-0063</b>		Fiat	185,0x31	Fitted Adjuster, Hand Brake
	4/98-		R		<b>18-0024</b>			Ø 185,0	
1.1 Eng.176B2.000/ 187A1.000 (40kW)	1/98-		F		<b>22-0159-1</b>		Bdx	Th 17,0	
	98-		F		<b>23-0232</b>			Ø 240,5 Th 10,9-9,2	
	1/98-		R		<b>53-0063</b>		Fiat	185,0x31	Fitted Adjuster, Hand Brake
	4/98-		R		<b>18-0024</b>			Ø 185,0	
Elektra (30kW)	1/99-		F		<b>23-0232</b>			Ø 240,5 Th 10,9-9,2	
	1/99-		R		<b>18-0024</b>			Ø 185,0	
<b>Stilo (192), Multi Wagon 10/01-</b>									
1.2 16v (Exc. SW) Eng.188A5.000 (59kW)	2/02-		F		<b>22-0321-0</b>		Bosch	Th 18,0	
	2/02-		R		<b>22-0323-0</b>		Bosch	Th 16,5	
	02-		F		<b>23-0407</b>			Ø 257,0 Th 22,0-20,2	Vent.
	02-		R		<b>23-0193</b>			Ø 251,0 Th 10,0-9,0	
1.4 16v Eng.192B2.000 (66kW)	3/07-		F		<b>22-0321-0</b>		Bosch	Th 18,0	
	3/07-		F		<b>22-0322-0</b>		Bosch	Th 19,0	SW
	3/07-		R		<b>22-0323-0</b>		Bosch	Th 16,5	
	07-		F		<b>23-0407</b>			Ø 257,0 Th 22,0-20,2	Vent., Berlina
	07-		F		<b>23-0369</b>			Ø 284,0 Th 22,0-20,2	Vent., SW
	07-		R		<b>23-0193</b>			Ø 251,0 Th 10,0-9,0	
1.4 16v Eng.843A1.000 (70kW)	1/04-		F		<b>22-0321-0</b>		Bosch	Th 18,0	
	1/04-		F		<b>22-0322-0</b>		Bosch	Th 19,0	SW
	1/04-		R		<b>22-0323-0</b>		Bosch	Th 16,5	
	1/04-		F		<b>23-0407</b>			Ø 257,0 Th 22,0-20,2	Vent., IW
	1/04-		R		<b>23-0193</b>			Ø 251,0 Th 10,0-9,0	IW
1.6 16v Eng.182B6.000 (76kW)	10/01-		F		<b>22-0321-0</b>		Bosch	Th 18,0	
	10/01-		F		<b>22-0322-0</b>		Bosch	Th 19,0	SW
	10/01-		R		<b>22-0323-0</b>		Bosch	Th 16,5	
	01-		F		<b>23-0407</b>			Ø 257,0 Th 22,0-20,2	Vent.
	10/01-		F		<b>23-0369</b>			Ø 284,0 Th 22,0-20,2	Vent., SW
1.6 16V Eng.192B3.000 (77kW)	05-		F		<b>22-0321-0</b>		Bosch	Th 18,0	
	05-		F		<b>22-0322-0</b>		Bosch	Th 19,0	SW
	05-		R		<b>22-0323-0</b>		Bosch	Th 16,5	
	05-		F		<b>23-0407</b>			Ø 257,0 Th 22,0-20,2	Vent.
	05-		F		<b>23-0369</b>			Ø 284,0 Th 22,0-20,2	Vent., SW
1.8 16v Eng.192A4.000 (98kW)	10/01-		F		<b>22-0322-0</b>		Bosch	Th 19,0	
	10/01-		R		<b>22-0323-0</b>		Bosch	Th 16,5	
	01-		F		<b>23-0369</b>			Ø 284,0 Th 22,0-20,2	Vent.
	01-		R		<b>23-0193</b>			Ø 251,0 Th 10,0-9,0	
1.9 JTD Eng.192A1.000/937A7.000 (85kW)	10/01-		F		<b>22-0322-0</b>		Bosch	Th 19,0	
	10/01-		R		<b>22-0323-0</b>		Bosch	Th 16,5	
	10/01-		F		<b>23-0369</b>			Ø 284,0 Th 22,0-20,2	Vent.
	10/01-		R		<b>23-0193</b>			Ø 251,0 Th 10,0-9,0	
1.9 JTD Eng.192A3.000 (59kW)	2/02-		F		<b>22-0322-0</b>		Bosch	Th 19,0	
	2/02-		R		<b>22-0323-0</b>		Bosch	Th 16,5	
	02-		F		<b>23-0369</b>			Ø 284,0 Th 22,0-20,2	Vent.
	02-		R		<b>23-0193</b>			Ø 251,0 Th 10,0-9,0	
1.9 JTD Eng.192A5.000 (103kW)	1/04-		F		<b>22-0577-0</b>		Bosch	Th 19,0	
	1/04-		R		<b>22-0323-0</b>		Bosch	Th 16,5	
	1/04-		F		<b>23-0571</b>			Ø 281,0 Th 26,0-24,2	Vent., IW
	1/04-		R		<b>23-0193</b>			Ø 251,0 Th 10,0-9,0	IW
1.9 JTD Eng.192B5.000 (66kW)	9/04-		F		<b>23-0369</b>			Ø 284,0 Th 22,0-20,2	Vent.
	9/04-		R		<b>23-0193</b>			Ø 251,0 Th 10,0-9,0	



		Spare Parts	F/R	L/R	METELLI ref.	METELLI ref. w/KIT		DIMENSIONS mm.	NOTE
1.9 JTD (Belgium) Eng.192B1.000 (100kW)	04-		F		23-0571			Ø 281,0 Th 26,0-24,2	Vent., IW
			R		23-0193			Ø 251,0 Th 10,0-9,0	IW
1.9 JTD (France) Eng.937A4.000 (93kW)	03-		F		23-0571			Ø 281,0 Th 26,0-24,2	Vent., IW
			R		23-0193			Ø 251,0 Th 10,0-9,0	IW
1.9 MJT Eng.192A8.000 (88kW)	9/05-		F		22-0322-0		Bosch	Th 19,0	
			R		22-0323-0		Bosch	Th 16,5	
	05-		F		23-0369			Ø 284,0 Th 22,0-20,2	Vent.
			R		23-0193			Ø 251,0 Th 10,0-9,0	
1.9 MJT Eng.192A9.000 (74kW)	05-		F		22-0322-0		Bosch	Th 19,0	
			R		22-0323-0		Bosch	Th 16,5	
	05-		F		23-0369			Ø 284,0 Th 22,0-20,2	Vent.
			R		23-0193			Ø 251,0 Th 10,0-9,0	
1.9 MJT Eng.937A5.000 (110kW)	9/05-		F		22-0577-0		Bosch	Th 19,0	
			R		22-0323-0		Bosch	Th 16,5	
	05-		F		23-0571			Ø 281,0 Th 26,0-24,2	Vent.
			R		23-0193			Ø 251,0 Th 10,0-9,0	
2.4 20v (Exc. SW) Eng.192A2.000 (125kW)	10/01-		F		22-0577-0		Bosch	Th 19,0	
			R		22-0323-0		Bosch	Th 16,5	
	10/01-		F		23-0571			Ø 281,0 Th 26,0-24,2	Vent.
			R		23-0193			Ø 251,0 Th 10,0-9,0	
<b>Tempra (159) 3/90-8/96</b>									
1.4 i.e. Eng.159A2.000 (57kW)	3/91-8/96		F		22-0057-1		Ate	Th 18,0	Made in Brazil
			-93		22-0059-0		Gir	Th 17,0	
			93-		22-0030-1		Gir	Th 17,5	
	91-96		F		23-0232			Ø 240,5 Th 10,9-9,2	-ABS
			F		23-0179			Ø 257,5 Th 12,0-10,2	+ABS
	91-96		R		23-0232			Ø 240,5 Th 10,9-9,2	+ABS
			3/91-8/96		53-0066	53-0066J	Bdx	180,0x32	Hand Brake
	91-96		R		18-0008			Ø 180,0	
			91-96		51-0037		Bdx	Ø 17,50 228,0x40	RAI, SW
	91-96		R		51-0024		Bdx	Ø 19,05 180,0x30	RAI, Exc. SW
1.4 i.e. Eng.160A1.046 (51kW)	3/92-8/96		F		22-0057-1		Ate	Th 18,0	Made in Brazil
			-93		22-0059-0		Gir	Th 17,0	
			93-		22-0030-1		Gir	Th 17,5	
	92-96		F		23-0232			Ø 240,5 Th 10,9-9,2	-ABS
			F		23-0179			Ø 257,5 Th 12,0-10,2	+ABS
	92-96		R		23-0232			Ø 240,5 Th 10,9-9,2	+ABS
			3/92-8/96		53-0066	53-0066J	Bdx	180,0x32	Hand Brake
	3/93-		R		18-0008			Ø 180,0	
			3/93-		51-0026		Bdx	Ø 22,00 180,0x30	RAI
	1.4 i.e. Eng.836A4.000 (52kW)	1/92-12/96		F		22-0057-1		Ate	Th 18,0
-93					22-0059-0		Gir	Th 17,0	
93-					22-0030-1		Gir	Th 17,5	
92-96			F		23-0232			Ø 240,5 Th 10,9-9,2	-ABS
			F		23-0179			Ø 257,5 Th 12,0-10,2	+ABS
92-96			R		23-0232			Ø 240,5 Th 10,9-9,2	+ABS
			1/92-12/96		53-0066	53-0066J	Bdx	180,0x32	Hand Brake
3/93-			R		18-0008			Ø 180,0	
			3/93-		51-0026		Bdx	Ø 22,00 180,0x30	RAI
1.6 Eng.159A3.000 (63kW)		12/90-4/93		F		22-0057-1		Ate	Th 18,0
	-93				22-0059-0		Gir	Th 17,0	
	93-				22-0030-1		Gir	Th 17,5	
	90-93		F		23-0232			Ø 240,5 Th 10,9-9,2	-ABS
			F		23-0179			Ø 257,5 Th 12,0-10,2	+ABS
	90-93		R		23-0232			Ø 240,5 Th 10,9-9,2	+ABS
			12/90-4/93		53-0066	53-0066J	Bdx	180,0x32	Hand Brake
	90-93		R		18-0008			Ø 180,0	
			90-93		18-0009			Ø 228,3	
	90-93		R		51-0037		Bdx	Ø 17,50 228,0x40	RAI, SW
90-93				51-0024		Bdx	Ø 19,05 180,0x30	RAI, Exc. SW	
1.6 i.e. Eng.159A3.046 (57kW)	6/90-8/96		F		22-0057-1		Ate	Th 18,0	Made in Brazil
			-93		22-0059-0		Gir	Th 17,0	
			93-		22-0030-1		Gir	Th 17,5	
	90-96		F		23-0232			Ø 240,5 Th 10,9-9,2	-ABS
			F		23-0179			Ø 257,5 Th 12,0-10,2	+ABS
	90-96		R		23-0232			Ø 240,5 Th 10,9-9,2	+ABS
6/90-8/96				53-0066	53-0066J	Bdx	180,0x32	Hand Brake	




































































































		Spare Parts	F/R	L/R	METELLI ref.	METELLI ref. w/KIT		DIMENSIONS mm.	NOTE
1.6 i.e. Eng.159A3.046 (57kW)		90-96	R		<b>18-0008</b>			Ø 180,0	
		90-96	R		<b>18-0009</b>			Ø 228,3	
		90-96	R		<b>51-0037</b>		Bdx	Ø 17,50 228,0x40	RAI, SW
		90-96	R		<b>51-0024</b>		Bdx	Ø 19,05 180,0x30	RAI, Exc. SW
1.6 i.e. Eng.159A3.048/ 835C1.000 (55kW)		6/92-8/96	F		<b>22-0057-1</b>		Ate	Th 18,0	Made in Brazil
		-93	F		<b>22-0059-0</b>		Gir	Th 17,0	
		93-	F		<b>22-0030-1</b>		Gir	Th 17,5	
		92-96	F		<b>23-0232</b>			Ø 240,5 Th 10,9-9,2	-ABS
		92-96	F		<b>23-0179</b>			Ø 257,5 Th 12,0-10,2	+ABS
		92-96	R		<b>23-0232</b>			Ø 240,5 Th 10,9-9,2	+ABS
		6/92-8/96	R		<b>53-0066</b>	<b>53-0066J</b>	Bdx	180,0x32	Hand Brake
		3/93-	R		<b>18-0008</b>			Ø 180,0	
		3/93-	R		<b>51-0026</b>		Bdx	Ø 22,00 180,0x30	RAI
		1.6 i.e. Eng.159B9.000 (63-66kW)		6/94-8/96	F		<b>22-0057-1</b>		Ate
6/94-8/96	F				<b>22-0030-1</b>		Gir	Th 17,5	
94-96	F				<b>23-0232</b>			Ø 240,5 Th 10,9-9,2	-ABS
94-96	F				<b>23-0179</b>			Ø 257,5 Th 12,0-10,2	+ABS
94-96	R				<b>23-0232</b>			Ø 240,5 Th 10,9-9,2	+ABS
6/94-8/96	R				<b>53-0066</b>	<b>53-0066J</b>	Bdx	180,0x32	Hand Brake
3/90-8/96	R				<b>53-0067</b>	<b>53-0067J</b>	Bdx	228,6x42	Hand Brake
1.8 i.e (81kW)									
1.8 i.e. Eng.159A4.046 (77kW)		3/92-8/96	F		<b>22-0030-1</b>		Gir	Th 17,5	
		3/92-8/96	R		<b>22-0064-0</b>		Gir	Th 14,5	+ABS
		92-96	F		<b>23-0179</b>			Ø 257,5 Th 12,0-10,2	
		92-96	R		<b>23-0232</b>			Ø 240,5 Th 10,9-9,2	+ABS
		3/92-8/96	R		<b>53-0067</b>	<b>53-0067J</b>	Bdx	228,6x42	Hand Brake
		92-	R		<b>18-0009</b>			Ø 228,3	
		3/93-92-93	R		<b>51-0049</b>		Bdx	Ø 20,64 228,0x40	RAI
92-93	R		<b>51-0037</b>		Bdx	Ø 17,50 228,0x40	RAI		
1.8 i.e. Eng.835C2.000 (76kW)		9/93-8/96	F		<b>22-0030-1</b>		Gir	Th 17,5	
		9/93-8/96	R		<b>22-0064-0</b>		Gir	Th 14,5	+ABS
		93-96	F		<b>23-0179</b>			Ø 257,5 Th 12,0-10,2	
		93-96	R		<b>23-0232</b>			Ø 240,5 Th 10,9-9,2	+ABS
9/93-8/96	R		<b>53-0067</b>	<b>53-0067J</b>	Bdx	228,6x42	Hand Brake		
1.8 i.e. Eng.835C4.000 (66kW)		9/93-8/96	F		<b>22-0030-1</b>		Gir	Th 17,5	
		9/93-8/96	R		<b>22-0064-0</b>		Gir	Th 14,5	+ABS
		93-96	F		<b>23-0179</b>			Ø 257,5 Th 12,0-10,2	
		93-96	R		<b>23-0232</b>			Ø 240,5 Th 10,9-9,2	+ABS
		9/93-8/96	R		<b>53-0067</b>	<b>53-0067J</b>	Bdx	228,6x42	Hand Brake
1.8 i.e. Eng.836A5.000 (74kW)		10/94-8/96	F		<b>22-0030-1</b>		Gir	Th 17,5	
		10/94-8/96	R		<b>22-0064-0</b>		Gir	Th 14,5	+ABS
		94-96	F		<b>23-0179</b>			Ø 257,5 Th 12,0-10,2	
		94-96	R		<b>23-0232</b>			Ø 240,5 Th 10,9-9,2	+ABS
		10/94-8/96	R		<b>53-0067</b>	<b>53-0067J</b>	Bdx	228,6x42	Hand Brake
1.9 D Eng.160A7.000 (48kW)		7/91-8/96	F		<b>22-0057-1</b>		Ate	Th 18,0	Made in Brazil
		7/91-8/96	F		<b>22-0030-1</b>		Gir	Th 17,5	
		7/91-8/96	R		<b>22-0064-0</b>		Gir	Th 14,5	+ABS
		91-96	F		<b>23-0232</b>			Ø 240,5 Th 10,9-9,2	-ABS
		91-96	F		<b>23-0179</b>			Ø 257,5 Th 12,0-10,2	+ABS
		91-96	R		<b>23-0232</b>			Ø 240,5 Th 10,9-9,2	+ABS
		7/91-8/96	R		<b>53-0066</b>	<b>53-0066J</b>	Bdx	180,0x32	Hand Brake
		91-	R		<b>18-0009</b>			Ø 228,3	
		3/93-	R		<b>51-0026</b>		Bdx	Ø 22,00 180,0x30	RAI
		91-93	R		<b>51-0037</b>		Bdx	Ø 17,50 228,0x40	RAI
1.9 TD Eng.160A6.000/ 160D1.000 (66kW)		5/90-8/96	F		<b>22-0057-1</b>		Ate	Th 18,0	Made in Brazil
		5/90-8/96	F		<b>22-0030-1</b>		Gir	Th 17,5	
		5/90-8/96	R		<b>22-0064-0</b>		Gir	Th 14,5	+ABS
		90-96	F		<b>23-0231</b>			Ø 257,0 Th 20,0-18,2	Vent.
		90-96	R		<b>23-0232</b>			Ø 240,5 Th 10,9-9,2	+ABS
		5/90-8/96	R		<b>53-0067</b>	<b>53-0067J</b>	Bdx	228,6x42	Hand Brake
		90-	R		<b>18-0009</b>			Ø 228,3	
		3/93-90-93	R		<b>51-0049</b>		Bdx	Ø 20,64 228,0x40	RAI
90-93	R		<b>51-0037</b>		Bdx	Ø 17,50 228,0x40	RAI		
1.9 TD Eng.160B6.046 (59kW)		7/92-8/96	F		<b>22-0057-1</b>		Ate	Th 18,0	Made in Brazil
		7/92-8/96	F		<b>22-0030-1</b>		Gir	Th 17,5	
		7/92-8/96	R		<b>22-0064-0</b>		Gir	Th 14,5	+ABS
		92-96	F		<b>23-0231</b>			Ø 257,0 Th 20,0-18,2	Vent.
		92-96	R		<b>23-0232</b>			Ø 240,5 Th 10,9-9,2	+ABS

		Spare Parts	F/R	L/R	METELLI ref.	METELLI ref. w/KIT		DIMENSIONS mm.	NOTE
1.9 TD Eng.160B6.046 (59kW)	7/92-8/96		R		53-0067	53-0067J	Bdx	228,6x42	Hand Brake
	92-		R		18-0009			Ø 228,3	
	3/93-		R		51-0049		Bdx	Ø 20,64 228,0x40	RAI
	92-93		R		51-0037		Bdx	Ø 17,50 228,0x40	RAI
2.0 i.e., 4WD Eng.159A6.046 (83kW)	10/90-8/96		F		22-0030-1		Gir	Th 17,5	
	10/90-8/96		R		22-0064-0		Gir	Th 14,5	+ABS
	90-96		F		23-0231			Ø 257,0 Th 20,0-18,2	Vent.
	90-96		R		23-0232			Ø 240,5 Th 10,9-9,2	
<b>Tempra (159) SW 3/90-8/96</b>									
1.4 i.e. Eng.159A2.000 (57kW)	3/91-8/96		F		22-0030-1		Gir	Th 17,5	
	3/91-8/96		R		22-0064-0		Gir	Th 14,5	+ABS
	91-96		F		23-0179			Ø 257,5 Th 12,0-10,2	
	91-96		R		23-0232			Ø 240,5 Th 10,9-9,2	
	3/91-8/96		R		53-0067	53-0067J	Bdx	228,6x42	Hand Brake
	91-96		R		18-0008			Ø 180,0	
	91-96		R		51-0037		Bdx	Ø 17,50 228,0x40	RAI, SW
	91-96		R		51-0024		Bdx	Ø 19,05 180,0x30	RAI, Exc. SW
1.4 i.e. Eng.160A1.046/836A4.000 (51kW)	3/92-8/96		F		22-0030-1		Gir	Th 17,5	
	3/92-8/96		R		22-0064-0		Gir	Th 14,5	+ABS
	92-96		F		23-0179			Ø 257,5 Th 12,0-10,2	
	92-96		R		23-0232			Ø 240,5 Th 10,9-9,2	
	3/92-8/96		R		53-0067	53-0067J	Bdx	228,6x42	Hand Brake
	92-		R		18-0008			Ø 180,0	
1.4 i.e. Eng.836A4.000 (52kW)	1/92-12/96		F		22-0030-1		Gir	Th 17,5	
	1/92-12/96		R		22-0064-0		Gir	Th 14,5	+ABS
	92-96		F		23-0179			Ø 257,5 Th 12,0-10,2	
	92-96		R		23-0232			Ø 240,5 Th 10,9-9,2	
	1/92-12/96		R		53-0067	53-0067J	Bdx	228,6x42	Hand Brake
	92-		R		18-0008			Ø 180,0	
1.6 Eng.159A3.000 (63kW)	12/90-4/93		F		22-0030-1		Gir	Th 17,5	
	12/90-4/93		R		22-0064-0		Gir	Th 14,5	+ABS
	90-93		F		23-0179			Ø 257,5 Th 12,0-10,2	
	90-93		R		23-0232			Ø 240,5 Th 10,9-9,2	
	12/90-4/93		R		53-0067	53-0067J	Bdx	228,6x42	Hand Brake
	90-93		R		18-0008			Ø 180,0	
	90-93		R		18-0009			Ø 228,3	
	90-93		R		51-0037		Bdx	Ø 17,50 228,0x40	RAI, SW
1.6 i.e. Eng.159A3.046/835C1.000 (57kW)	6/90-8/96		F		22-0030-1		Gir	Th 17,5	
	6/90-8/96		R		22-0064-0		Gir	Th 14,5	+ABS
	90-96		F		23-0179			Ø 257,5 Th 12,0-10,2	
	90-96		R		23-0232			Ø 240,5 Th 10,9-9,2	
	6/90-8/96		R		53-0067	53-0067J	Bdx	228,6x42	Hand Brake
	90-96		R		18-0008			Ø 180,0	
	90-96		R		18-0009			Ø 228,3	
	90-96		R		51-0037		Bdx	Ø 17,50 228,0x40	RAI, SW
1.6 i.e. Eng.159A3.048/ 835C1.000 (55kW)	6/92-8/96		F		22-0030-1		Gir	Th 17,5	
	6/92-8/96		R		22-0064-0		Gir	Th 14,5	+ABS
	92-96		F		23-0179			Ø 257,5 Th 12,0-10,2	
	92-96		R		23-0232			Ø 240,5 Th 10,9-9,2	
	6/92-8/96		R		53-0067	53-0067J	Bdx	228,6x42	Hand Brake
	92-		R		18-0008			Ø 180,0	
1.6 i.e. Eng.159B9.000 (63-66kW)	6/94-8/96		F		22-0030-1		Gir	Th 17,5	
	6/94-8/96		R		22-0064-0		Gir	Th 14,5	+ABS
	94-96		F		23-0179			Ø 257,5 Th 12,0-10,2	
	94-96		R		23-0232			Ø 240,5 Th 10,9-9,2	
1.8 4x4 Eng.159A4.000 (80kW)	7/92-6/93		R		53-0067	53-0067J	Bdx	228,6x42	Hand Brake
1.8 i.e. (81kW)	3/90-8/96		R		53-0067	53-0067J	Bdx	228,6x42	Hand Brake
1.8 i.e. Eng.159A4.046 (77kW)	3/92-8/96		F		22-0030-1		Gir	Th 17,5	
	3/92-8/96		R		22-0064-0		Gir	Th 14,5	+ABS
	92-		F		23-0231			Ø 257,0 Th 20,0-18,2	Vent.
	92-		R		23-0232			Ø 240,5 Th 10,9-9,2	




































		Spare Parts	F/R	L/R	METELLI ref.	METELLI ref. w/KIT		DIMENSIONS mm.	NOTE
1.8 i.e. Eng.159A4.046 (77kW)	3/92-8/96		R		<b>53-0067</b>	<b>53-0067J</b>	Bdx	228,6x42	Hand Brake
	92-		R		<b>18-0009</b>			Ø 228,3	
	3/93-92-93		R		<b>51-0049</b>		Bdx	Ø 20,64 228,0x40	RAI
			R		<b>51-0037</b>		Bdx	Ø 17,50 228,0x40	RAI
1.8 i.e. Eng.835C2.000 (76kW)	9/93-8/96		F		<b>22-0030-1</b>		Gir	Th 17,5	
	9/93-8/96		R		<b>22-0064-0</b>		Gir	Th 14,5	+ABS
	93-96		F		<b>23-0231</b>			Ø 257,0 Th 20,0-18,2	Vent.
	93-96		R		<b>23-0232</b>			Ø 240,5 Th 10,9-9,2	
	9/93-8/96		R		<b>53-0067</b>	<b>53-0067J</b>	Bdx	228,6x42	Hand Brake
1.8 i.e. Eng.835C4.000 (66kW)	9/93-8/96		F		<b>22-0030-1</b>		Gir	Th 17,5	
	9/93-8/96		R		<b>22-0064-0</b>		Gir	Th 14,5	+ABS
	93-96		F		<b>23-0231</b>			Ø 257,0 Th 20,0-18,2	Vent.
	93-96		R		<b>23-0232</b>			Ø 240,5 Th 10,9-9,2	
	9/93-8/96		R		<b>53-0067</b>	<b>53-0067J</b>	Bdx	228,6x42	Hand Brake
1.8 i.e. Eng.836A5.000 (74kW)	10/94-8/96		F		<b>22-0030-1</b>		Gir	Th 17,5	
	10/94-8/96		R		<b>22-0064-0</b>		Gir	Th 14,5	+ABS
	94-96		F		<b>23-0231</b>			Ø 257,0 Th 20,0-18,2	Vent.
	94-96		R		<b>23-0232</b>			Ø 240,5 Th 10,9-9,2	
	10/94-8/96		R		<b>53-0067</b>	<b>53-0067J</b>	Bdx	228,6x42	Hand Brake
1.9 D Eng.160A7.000 (48kW)	7/91-8/96		F		<b>22-0030-1</b>		Gir	Th 17,5	
	7/91-8/96		R		<b>22-0064-0</b>		Gir	Th 14,5	+ABS
	91-96		F		<b>23-0179</b>			Ø 257,5 Th 12,0-10,2	
	91-96		R		<b>23-0232</b>			Ø 240,5 Th 10,9-9,2	
	7/91-8/96		R		<b>53-0066</b>	<b>53-0066J</b>	Bdx	180,0x32	Hand Brake
	7/91-8/96		R		<b>53-0067</b>	<b>53-0067J</b>	Bdx	228,6x42	Hand Brake
	91-		R		<b>18-0009</b>			Ø 228,3	
	3/93-91-93		R		<b>51-0026</b>		Bdx	Ø 22,00 180,0x30	RAI
			R		<b>51-0037</b>		Bdx	Ø 17,50 228,0x40	RAI
1.9 TD Eng.160A6.000/ 160D1.000 (66kW)	5/90-8/96		F		<b>22-0030-1</b>		Gir	Th 17,5	
	5/90-8/96		R		<b>22-0064-0</b>		Gir	Th 14,5	+ABS
	90-96		F		<b>23-0231</b>			Ø 257,0 Th 20,0-18,2	Vent.
	90-96		R		<b>23-0232</b>			Ø 240,5 Th 10,9-9,2	
	5/90-8/96		R		<b>53-0067</b>	<b>53-0067J</b>	Bdx	228,6x42	Hand Brake
	90-		R		<b>18-0009</b>			Ø 228,3	
	3/93-90-93		R		<b>51-0049</b>		Bdx	Ø 20,64 228,0x40	RAI
		R		<b>51-0037</b>		Bdx	Ø 17,50 228,0x40	RAI	
1.9 TD Eng.160B6.046 (59kW)	7/92-8/96		F		<b>22-0030-1</b>		Gir	Th 17,5	
	7/92-8/96		R		<b>22-0064-0</b>		Gir	Th 14,5	+ABS
	92-96		F		<b>23-0231</b>			Ø 257,0 Th 20,0-18,2	Vent.
	92-96		R		<b>23-0232</b>			Ø 240,5 Th 10,9-9,2	
	7/92-8/96		R		<b>53-0067</b>	<b>53-0067J</b>	Bdx	228,6x42	Hand Brake
	92-		R		<b>18-0009</b>			Ø 228,3	
	3/93-92-93		R		<b>51-0049</b>		Bdx	Ø 20,64 228,0x40	RAI
		R		<b>51-0037</b>		Bdx	Ø 17,50 228,0x40	RAI	
2.0 i.e., 4WD Eng.159A6.046 (83kW)	10/90-8/96		F		<b>22-0030-1</b>		Gir	Th 17,5	
	10/90-8/96		R		<b>22-0064-0</b>		Gir	Th 14,5	+ABS
	90-96		F		<b>23-0231</b>			Ø 257,0 Th 20,0-18,2	Vent.
	90-96		R		<b>23-0232</b>			Ø 240,5 Th 10,9-9,2	
<b>Tipo (160) 7/87-8/96</b>									
1.1 Eng.160A3.000 (41kW)	1/88-10/91		F		<b>22-0059-0</b>		Gir	Th 17,0	-ABS
	1/88-10/91		F		<b>22-0030-1</b>		Gir	Th 17,5	+ABS
	1/88-10/91		R		<b>22-0064-0</b>		Gir	Th 14,5	+ABS
	88-91		F		<b>23-0232</b>			Ø 240,5 Th 10,9-9,2	-ABS
	88-91		F		<b>23-0179</b>			Ø 257,5 Th 12,0-10,2	+ABS
	88-91		R		<b>23-0232</b>			Ø 240,5 Th 10,9-9,2	+ABS
	1/88-10/91		R		<b>53-0066</b>	<b>53-0066J</b>	Bdx	180,0x32	Hand Brake
	88-91		R		<b>18-0008</b>			Ø 180,0	
1.4 Eng.160A1.000/ 160A1.048 (52kW)	88-91		R		<b>51-0025</b>		Bdx	Ø 15,00 180,0x30	RAI
	7/87-12/89		F		<b>22-0059-0</b>		Gir	Th 17,0	-ABS
	7/87-12/89		F		<b>22-0030-1</b>		Gir	Th 17,5	+ABS
	7/87-12/89		R		<b>22-0064-0</b>		Gir	Th 14,5	+ABS
	87-89		F		<b>23-0232</b>			Ø 240,5 Th 10,9-9,2	-ABS
	87-89		F		<b>23-0179</b>			Ø 257,5 Th 12,0-10,2	+ABS
	87-89		R		<b>23-0232</b>			Ø 240,5 Th 10,9-9,2	+ABS
	7/87-12/89		R		<b>53-0066</b>	<b>53-0066J</b>	Bdx	180,0x32	Hand Brake
	87-		R		<b>18-0008</b>			Ø 180,0	
88-89		R		<b>51-0025</b>		Bdx	Ø 15,00 180,0x30	RAI	

			SPARE PARTS	F/R	L/R	METELLI ref.	METELLI ref. w/KIT		DIMENSIONS mm.	NOTE			
1.4 i.e. Eng.159A2.000 (57kW)			5/89-4/95	F		22-0030-1		Gir	Th 17,5	+ABS			
			-93	F		22-0059-0		Gir	Th 17,0	-ABS			
			93-	F		22-0030-1		Gir	Th 17,5	-ABS			
			5/89-4/95	R		22-0064-0		Gir	Th 14,5	+ABS			
			89-95	F		23-0232			Ø 240,5 Th 10,9-9,2	-ABS			
			89-95	F		23-0179			Ø 257,5 Th 12,0-10,2	+ABS			
			89-95	R		23-0232			Ø 240,5 Th 10,9-9,2	+ABS			
			5/89-4/95	R		53-0066	53-0066J	Bdx	180,0x32	Hand Brake			
			1.4 i.e. Eng.160A1.046/ 836A4.000 (51kW)			5/89-4/95	F		22-0030-1		Gir	Th 17,5	+ABS
						-93	F		22-0059-0		Gir	Th 17,0	-ABS
93-	F					22-0030-1		Gir	Th 17,5	-ABS			
5/89-4/95	R					22-0064-0		Gir	Th 14,5	+ABS			
89-93	F					23-0232			Ø 240,5 Th 10,9-9,2	-ABS			
89-93	F					23-0179			Ø 257,5 Th 12,0-10,2	+ABS			
89-93	R					23-0232			Ø 240,5 Th 10,9-9,2	+ABS			
5/89-4/95	R					53-0066	53-0066J	Bdx	180,0x32	Hand Brake			
89-	R					18-0008			Ø 180,0				
89-93	R					51-0025		Bdx	Ø 15,00 180,0x30	RAI			
93-	R		51-0026		Bdx	Ø 22,00 180,0x30	RAI						
1.6 Eng.160A2.000 (61kW)			1/88-10/91	F		22-0059-0		Gir	Th 17,0	-ABS			
			1/88-10/91	F		22-0030-1		Gir	Th 17,5	+ABS			
			1/88-10/91	R		22-0064-0		Gir	Th 14,5	+ABS			
			88-91	F		23-0232			Ø 240,5 Th 10,9-9,2	-ABS			
			88-91	F		23-0179			Ø 257,5 Th 12,0-10,2	+ABS			
			88-91	R		23-0232			Ø 240,5 Th 10,9-9,2	+ABS			
			1/88-10/91	R		53-0066	53-0066J	Bdx	180,0x32	Hand Brake			
			1/88-10/91	R		53-0067	53-0067J	Bdx	228,6x42	Selecta, -ABS, A/T, Hand Brake			
			88-91	R		18-0008			Ø 180,0				
			88-91	R		18-0009			Ø 228,3				
1.6 i.e. Eng.149C2.046 (66kW)			2/88-5/91	F		22-0059-0		Gir	Th 17,0	-ABS			
			2/88-5/91	F		22-0030-1		Gir	Th 17,5	+ABS			
			2/88-5/91	R		22-0064-0		Gir	Th 14,5	+ABS			
			88-91	F		23-0232			Ø 240,5 Th 10,9-9,2	-ABS			
			88-91	F		23-0179			Ø 257,5 Th 12,0-10,2	+ABS			
			88-91	R		23-0232			Ø 240,5 Th 10,9-9,2	+ABS			
			2/88-5/91	R		53-0066	53-0066J	Bdx	180,0x32	Hand Brake			
			2/88-5/91	R		53-0067	53-0067J	Bdx	228,6x42	Selecta, -ABS, A/T, Hand Brake			
			2/88-91	R		18-0008			Ø 180,0				
			2/88-91	R		18-0009			Ø 228,3				
1.6 i.e. Eng.159A3.046 (57kW)			7/90-1/93	F		22-0030-1		Gir	Th 17,5	+ABS			
			-93	F		22-0059-0		Gir	Th 17,0	-ABS			
			93-	F		22-0030-1		Gir	Th 17,5	-ABS			
			7/90-1/93	R		22-0064-0		Gir	Th 14,5	+ABS			
			90-93	F		23-0232			Ø 240,5 Th 10,9-9,2	-ABS			
			90-93	F		23-0179			Ø 257,5 Th 12,0-10,2	+ABS			
			90-93	R		23-0232			Ø 240,5 Th 10,9-9,2	+ABS			
			7/90-1/93	R		53-0066	53-0066J	Bdx	180,0x32	Hand Brake			
			7/90-1/93	R		53-0067	53-0067J	Bdx	228,6x42	Selecta, -ABS, A/T, Hand Brake			
			90-93	R		18-0008			Ø 180,0				
1.6 i.e. Eng.159A3.048/ 835C1.000 (55kW)			10/92-4/95	F		22-0030-1		Gir	Th 17,5	+ABS			
			-93	F		22-0059-0		Gir	Th 17,0	-ABS			
			93-	F		22-0030-1		Gir	Th 17,5	-ABS			
			10/92-4/95	R		22-0064-0		Gir	Th 14,5	+ABS			
			92-95	F		23-0232			Ø 240,5 Th 10,9-9,2	-ABS			
			92-95	F		23-0179			Ø 257,5 Th 12,0-10,2	+ABS			
			92-95	R		23-0232			Ø 240,5 Th 10,9-9,2	+ABS			
			10/92-4/95	R		53-0066	53-0066J	Bdx	180,0x32	Hand Brake			
			10/92-4/95	R		53-0067	53-0067J	Bdx	228,6x42	Selecta, -ABS, A/T, Hand Brake			
			92-	R		18-0008			Ø 180,0				
92-93	R		18-0009			Ø 228,3							




















































		Spare Parts	F/R	L/R	METELLI ref.	METELLI ref. w/KIT		DIMENSIONS mm.	NOTE
1.6 i.e. Eng.159A3.048/ 835C1.000 (55kW)	93-95		R		<b>51-0049</b>			Ø 20,64 228,0x40	RAI
1.7 D Eng.149B4.000 (43-45kW)	1/88-10/95		F		<b>22-0030-1</b>			Th 17,5	+ABS
	-93		F		<b>22-0059-0</b>			Th 17,0	-ABS
	93-		F		<b>22-0030-1</b>			Th 17,5	-ABS
	1/88-10/95		R		<b>22-0064-0</b>			Th 14,5	+ABS
	88-95		F		<b>23-0232</b>			Ø 240,5 Th 10,9-9,2	
	1/88-10/95		R		<b>53-0066</b>	<b>53-0066J</b>		180,0x32	Hand Brake
	2/88-		R		<b>18-0008</b>			Ø 180,0	
	89-93		R		<b>51-0024</b>			Ø 19,05 180,0x30	RAI
93-		R		<b>51-0026</b>			Ø 22,00 180,0x30	RAI	
1.8 i.e. Eng.836A5.000 (71kW)	3/93-4/95		F		<b>22-0030-1</b>			Th 17,5	
	3/93-4/95		R		<b>22-0064-0</b>			Th 14,5	+ABS
	3/93-4/95		R		<b>53-0067</b>	<b>53-0067J</b>		228,6x42	Hand Brake
1.8 i.e. Eng.159A4.000 (74kW)	10/94-4/95		F		<b>22-0030-1</b>			Th 17,5	
	10/94-4/95		R		<b>22-0064-0</b>			Th 14,5	+ABS
	94-95		F		<b>23-0179</b>			Ø 257,5 Th 12,0-10,2	+ABS
	94-95		R		<b>23-0232</b>			Ø 240,5 Th 10,9-9,2	+ABS
	10/94-4/95		R		<b>53-0067</b>	<b>53-0067J</b>		228,6x42	Hand Brake
1.8 i.e. Eng.159A4.000 (81kW)	10/90-6/93		R		<b>53-0067</b>	<b>53-0067J</b>		228,6x42	Hand Brake
1.8 i.e. Eng.159A4.046 (77-81kW)	10/90-6/93		F		<b>22-0030-1</b>			Th 17,5	
	10/90-6/93		R		<b>22-0064-0</b>			Th 14,5	+ABS
	90-93		F		<b>23-0179</b>			Ø 257,5 Th 12,0-10,2	+ABS
	90-93		R		<b>23-0232</b>			Ø 240,5 Th 10,9-9,2	+ABS
	10/90-6/93		R		<b>53-0067</b>	<b>53-0067J</b>		228,6x42	Hand Brake
	90-		R		<b>18-0009</b>			Ø 228,3	
	90-93		R		<b>51-0037</b>			Ø 17,50 228,0x40	RAI
93-		R		<b>51-0049</b>			Ø 20,64 228,0x40	RAI	
1.8 i.e. Eng.835C2.000 (76kW)	4/93-4/95		F		<b>22-0030-1</b>			Th 17,5	
	4/93-4/95		R		<b>22-0064-0</b>			Th 14,5	+ABS
	93-		F		<b>23-0179</b>			Ø 257,5 Th 12,0-10,2	+ABS
	93-		R		<b>23-0232</b>			Ø 240,5 Th 10,9-9,2	+ABS
	4/93-4/95		R		<b>53-0067</b>	<b>53-0067J</b>		228,6x42	Hand Brake
3/93-		R		<b>18-0009</b>			Ø 228,3		
1.8 i.e. Eng.835C4.000 (66kW)	9/93-4/95		F		<b>22-0030-1</b>			Th 17,5	
	9/93-4/95		R		<b>22-0064-0</b>			Th 14,5	+ABS
	93-		F		<b>23-0179</b>			Ø 257,5 Th 12,0-10,2	+ABS
	93-		R		<b>23-0232</b>			Ø 240,5 Th 10,9-9,2	+ABS
	9/93-4/95		R		<b>53-0067</b>	<b>53-0067J</b>		228,6x42	Hand Brake
1.8 i.e.16v Sport Eng.160A5.000 (100kW)	11/89-6/92		F		<b>22-0030-1</b>			Th 17,5	
	11/89-6/92		R		<b>22-0064-0</b>			Th 14,5	
	89-92		F		<b>23-0231</b>			Ø 257,0 Th 20,0-18,2	Vent.
	89-92		R		<b>23-0232</b>			Ø 240,5 Th 10,9-9,2	
	11/89-6/92		R		<b>53-0066</b>	<b>53-0066J</b>		180,0x32	Hand Brake
1.9 D Eng.160A7.000 (48kW)	7/91-8/96		F		<b>22-0030-1</b>			Th 17,5	
	7/91-8/96		R		<b>22-0064-0</b>			Th 14,5	+ABS
	91-96		F		<b>23-0232</b>			Ø 240,5 Th 10,9-9,2	
	7/91-8/96		R		<b>53-0066</b>	<b>53-0066J</b>		180,0x32	Hand Brake
	3/93-		R		<b>18-0008</b>			Ø 180,0	
	91-		R		<b>51-0026</b>			Ø 22,00 180,0x30	RAI
1.9 TD Eng.160A6.000/ 160A6.048/ 160D1.000 (66kW)	9/90-4/95		F		<b>22-0030-1</b>			Th 17,5	
	9/90-4/95		R		<b>22-0064-0</b>			Th 14,5	+ABS
	90-95		F		<b>23-0179</b>			Ø 257,5 Th 12,0-10,2	
	90-95		R		<b>23-0232</b>			Ø 240,5 Th 10,9-9,2	+ABS
	9/90-4/95		R		<b>53-0067</b>	<b>53-0067J</b>		228,6x42	Hand Brake
	90-		R		<b>18-0009</b>			Ø 228,3	
	90-93		R		<b>51-0037</b>			Ø 17,50 228,0x40	RAI
93-95		R		<b>51-0049</b>			Ø 20,64 228,0x40	RAI	
1.9 TD Eng.160B6.046 (59kW)	3/92-6/93		F		<b>22-0030-1</b>			Th 17,5	
	3/92-6/93		R		<b>22-0064-0</b>			Th 14,5	+ABS
	92-93		F		<b>23-0179</b>			Ø 257,5 Th 12,0-10,2	
	92-93		R		<b>23-0232</b>			Ø 240,5 Th 10,9-9,2	+ABS
	3/92-6/93		R		<b>53-0067</b>	<b>53-0067J</b>		228,6x42	Hand Brake
	92-		R		<b>18-0009</b>			Ø 228,3	
92-93		R		<b>51-0037</b>			Ø 17,50 228,0x40	RAI	
93-		R		<b>51-0049</b>			Ø 20,64 228,0x40	RAI	

		Spare Parts	F/R	L/R	METELLI ref.	METELLI ref. w/KIT		DIMENSIONS mm.	NOTE
2.0 16v Eng.160A8.046 (107kW)	7/91-4/95		F		22-0072-1		Gir	Th 19,0	
			R		22-0064-0		Gir	Th 14,5	
	91-95		F		23-0298			Ø 283,9 Th 22,0-20,2	Vent.
			R		23-0232			Ø 240,5 Th 10,9-9,2	
2.0 16v Eng.836A3.000 (102kW)	3/93-4/95		F		22-0072-1		Gir	Th 19,0	
	3/93-4/95		R		22-0064-0		Gir	Th 14,5	
2.0 i.e. Eng.159A5.046 (80kW)	6/90-3/92		F		22-0030-1		Gir	Th 17,5	
			R		22-0064-0		Gir	Th 14,5	
	90-92		F		23-0231			Ø 257,0 Th 20,0-18,2	Vent.
			R		23-0232			Ø 240,5 Th 10,9-9,2	
2.0 i.e., 4WD Eng.159A6.046 (83kW)	3/90-4/95		F		22-0030-1		Gir	Th 17,5	
			R		22-0064-0		Gir	Th 14,5	
	90-95		F		23-0231			Ø 257,0 Th 20,0-18,2	Vent.
			R		23-0232			Ø 240,5 Th 10,9-9,2	
<b>Ulysse I (220) 6/94-8/02</b>									
1.8 Eng.LFW (73kW)	5/97-8/02		F		22-0105-0		Bdx	Th 19,0	
			R		23-0402		Bdx	Ø 257,0 Th 20,0-18,2	Vent.
	97-02		F		23-0338		Luc	Ø 281,0 Th 26,0-24,2	Vent.
			R		23-0337			Ø 295,0 Th 10,0-8,0	+ABS
	97-02		R			53-0331K		Ø 295,0 Th 10,0-8,0	+ABS
			R		53-0331		Ate	180,0x31	Hand Brake
	5/97-8/02		R		53-0074	53-0074Y	Bdx	256,0x61	-ABS, Hand Brake
	97-		R		18-0017			Ø 255,0	
	97-		R		51-0066		Bdx	Ø 19,05 255,0x60	RAI
	1.9 TD Eng.DHX(XUD9TF-L) (66kW)	2/95-8/02		F		22-0072-3		Gir	Th 19,0
R					22-0178-0	22-0178-1K	Ate	Th 17,0	+ABS
95-02			F		23-0338			Ø 281,0 Th 26,0-24,2	Vent.
			R		23-0337			Ø 295,0 Th 10,0-8,0	+ABS
95-02			R			53-0331K		Ø 295,0 Th 10,0-8,0	+ABS
			R		53-0331		Ate	180,0x31	Hand Brake
2/95-8/02			R		53-0074	53-0074Y	Bdx	256,0x61	Hand Brake
95-			R		18-0017			Ø 255,0	
95-			R		51-0066		Bdx	Ø 19,05 255,0x60	RAI
2.0 Eng.RFU(XU10J2C) (89kW)		6/94-8/02		F		22-0072-3		Gir	Th 19,0
	R				22-0178-0	22-0178-1K	Ate	Th 17,0	+ABS
	94-02		F		23-0338			Ø 281,0 Th 26,0-24,2	Vent.
			R		23-0337			Ø 295,0 Th 10,0-8,0	+ABS
	94-02		R			53-0331K		Ø 295,0 Th 10,0-8,0	+ABS
			R		53-0331		Ate	180,0x31	Hand Brake
	6/94-8/02		R		53-0074	53-0074Y	Bdx	256,0x61	Hand Brake
	6/94-		R		18-0017			Ø 255,0	
	94-		R		51-0066		Bdx	Ø 19,05 255,0x60	RAI
	2.0 16v Eng.RFN(EW10J4) (100kW)	9/00-8/02		F		22-0072-3		Gir	Th 19,0
R					22-0178-0	22-0178-1K	Ate	Th 17,0	+ABS
00-			F		23-0338			Ø 281,0 Th 26,0-24,2	Vent.
			R		23-0337			Ø 295,0 Th 10,0-8,0	+ABS
00-			R			53-0331K		Ø 295,0 Th 10,0-8,0	+ABS
			R		53-0331		Ate	180,0x31	Hand Brake
9/00-8/02			R		53-0074	53-0074Y	Bdx	256,0x61	Hand Brake
00-			R		18-0017			Ø 255,0	-ABS
00-			R		51-0066		Bdx	Ø 19,05 255,0x60	RAI
2.0 16v Eng.RFV (97kW)		5/98-9/00		F		22-0072-3		Gir	Th 19,0
	R				22-0178-0	22-0178-1K	Ate	Th 17,0	+ABS
	98-00		F		23-0338			Ø 281,0 Th 26,0-24,2	Vent.
			R		23-0337			Ø 295,0 Th 10,0-8,0	+ABS
	98-00		R			53-0331K		Ø 295,0 Th 10,0-8,0	+ABS
			R		53-0331		Ate	180,0x31	Hand Brake
	5/98-9/00		R		53-0074	53-0074Y	Bdx	256,0x61	Hand Brake
	98-00		R		18-0017			Ø 255,0	
	98-00		R		51-0066		Bdx	Ø 19,05 255,0x60	RAI
	2.0 JTD Eng.RHZ(DW10ATED) (80kW)	10/99-8/02		F		22-0072-3		Gir	Th 19,0
R					22-0178-0	22-0178-1K	Ate	Th 17,0	+ABS
99-02			F		23-0338			Ø 281,0 Th 26,0-24,2	Vent.
			R		23-0337			Ø 295,0 Th 10,0-8,0	+ABS
99-			R			53-0331K		Ø 295,0 Th 10,0-8,0	+ABS
			R		53-0331		Ate	180,0x31	Hand Brake
10/99-8/02		R		18-0017			Ø 255,0	-ABS	

		Spare Parts	F/R	L/R	METELLI ref.	METELLI ref. w/KIT		DIMENSIONS mm.	NOTE
2.0 T. Eng.RGX(XU10J2CTE) (108kW)	6/94-8/02		F		22-0072-3		Gir	Th 19,0	
	6/94-8/02		R		22-0178-0	22-0178-1K	Ate	Th 17,0	+ABS
	94-02		F		23-0338			Ø 281,0 Th 26,0-24,2	Vent.
	94-02		R		23-0337			Ø 295,0 Th 10,0-8,0	+ABS
	94-02		R			53-0331K		Ø 295,0 Th 10,0-8,0	+ABS
	6/94-8/02		R		53-0331		Ate	180,0x31	Hand Brake
6/94-		R		18-0017			Ø 255,0	-ABS	
2.1 TD Eng.P8C (80kW)	3/96-10/99		F		22-0072-3		Gir	Th 19,0	
	3/96-10/99		R		22-0178-0	22-0178-1K	Ate	Th 17,0	+ABS
	96-99		F		23-0338			Ø 281,0 Th 26,0-24,2	Vent.
	96-99		R		23-0337			Ø 295,0 Th 10,0-8,0	+ABS
	96-99		R			53-0331K		Ø 295,0 Th 10,0-8,0	+ABS
	3/96-10/99		R		53-0331		Ate	180,0x31	Hand Brake
	96-99		R		18-0017			Ø 255,0	-ABS
96-		R		51-0066		Bdx	Ø 19,05 255,0x60	RAI, -ABS	
<b>Ulysse II (179AX) 8/02-</b>									
2.0 Eng.RFN(EW10J4) (100kW)	-07		F		22-0530-0		Gir	Th 19,0	
	07-		F		22-0530-2		Gir	Th 19,0	
	8/02-		R		22-0100-1		Gir	Th 17,0	
	02-		F		23-0615			Ø 285,0 Th 28,0-26,0	Vent.
	02-		R		23-0554			Ø 272,0 Th 12,0-11,0	
2.0 JTD Eng.RHM(DW10ATED4) (79kW)	-07		F		22-0530-0		Gir	Th 19,0	
	07-		F		22-0530-2		Gir	Th 19,0	
	5/03-		R		22-0100-1		Gir	Th 17,0	
	03-		F		23-0615			Ø 285,0 Th 28,0-26,0	Vent.
	03-		R		23-0554			Ø 272,0 Th 12,0-11,0	
	03-		R			53-0331K		Ø 272,0 Th 12,0-11,0	
5/03-		R		53-0331		Ate	180,0x31	Hand Brake	
2.0 JTD Eng.RHW(DW10ATED4) (80kW)	-07		F		22-0530-0		Gir	Th 19,0	
	07-		F		22-0530-2		Gir	Th 19,0	
	8/02-		R		22-0100-1		Gir	Th 17,0	
	02-		F		23-0615			Ø 285,0 Th 28,0-26,0	Vent.
	02-		R		23-0554			Ø 272,0 Th 12,0-11,0	
	02-		R			53-0331K		Ø 272,0 Th 12,0-11,0	
8/02-		R		53-0331		Ate	180,0x31	Hand Brake	
2.0 MJT Eng.RHR (100kW)	-07		F		22-0530-0		Gir	Th 19,0	
	07-		F		22-0530-2		Gir	Th 19,0	
	6/06-		R		22-0100-1		Gir	Th 17,0	
	07-		F		23-0615			Ø 285,0 Th 28,0-26,0	Vent.
2.0 MJT 16v Eng.RHK (88kW)	-07		F		22-0530-0		Gir	Th 19,0	
	07-		F		22-0530-2		Gir	Th 19,0	
	6/06-		R		22-0100-1		Gir	Th 17,0	
	06-		F		23-0615			Ø 285,0 Th 28,0-26,0	Vent.
	06-		R		23-0554			Ø 272,0 Th 12,0-11,0	
2.2 JTD Eng.4HW(DW12ATED4) (94kW)	-07		F		22-0530-0		Gir	Th 19,0	
	07-		F		22-0530-2		Gir	Th 19,0	
	8/02-		R		22-0100-1		Gir	Th 17,0	
	02-		F		23-0615			Ø 285,0 Th 28,0-26,0	Vent.
	02-		R		23-0554			Ø 272,0 Th 12,0-11,0	
2.2 MJT Eng.4HT/ 4HS (125kW)	08-		R		22-0100-1		Gir	Th 17,0	
	08-		R		23-0554			Ø 272,0 Th 12,0-11,0	
3.0 V6 Eng.XFW (150kW)	8/02-		F		22-0288-3		Bre	Th 15,5	
	8/02-		R		22-0100-1		Gir	Th 17,0	
	02-		R		23-0554			Ø 272,0 Th 12,0-11,0	
<b>Uno (146A/E) 1/83-</b>									
0.9 Eng.100GL.000 (30kW)	2/84-8/89		R		53-0063		Fiat	185,0x31	Fitted Adjuster, Hand Brake
0.9 Eng.146A.000/ 146A1.000 (33kW)	3/83-9/92		F		22-0033-0		Bdx	Th 18,0	
	3/83-9/92		F		22-0033-1		Bdx	Th 18,0	+screws
	83-9/89		F		23-0014			Ø 227,0 Th 11,0-9,0	
	3/83-9/92		R		53-0063		Fiat	185,0x31	Fitted Adjuster, Hand Brake
1/83-9/89		R		18-0003			Ø 185,0		
1.0 45 Eng.146A2.166 (37kW)	6/86-12/93		F		22-0033-0		Bdx	Th 18,0	
	6/86-12/93		F		22-0033-1		Bdx	Th 18,0	+screws
	86-93		F		23-0014			Ø 227,0 Th 11,0-9,0	
	6/86-12/93		R		53-0063		Fiat	185,0x31	Fitted Adjuster, Hand Brake

	Spare Parts	F/R L/R	METELLI ref.	METELLI ref. w/KIT		DIMENSIONS mm.	NOTE
1.0 45 Eng.156A2.100/ 156A2.048 (32kW)	6/86-12/93	F	22-0033-0		Bdx	Th 18,0	
	6/86-12/93	F	22-0033-1		Bdx	Th 18,0	+screws
	86-9/89	F	23-0014			Ø 227,0 Th 11,0-9,0	
	6/86-12/93	R	53-0063		Fiat	185,0x31	Fitted Adjuster, Hand Brake
	86-9/89	R	18-0003			Ø 185,0	
1.0 45 i.e. Eng.156A2.246 (33kW)	4/84-12/96	F	22-0033-0		Bdx	Th 18,0	
	4/84-12/96	F	22-0033-1		Bdx	Th 18,0	+screws
	84-	F	23-0014			Ø 227,0 Th 11,0-9,0	
	4/84-12/96	R	53-0063		Fiat	185,0x31	Fitted Adjuster, Hand Brake
	84-	R	18-0003			Ø 185,0	
1.0 55 Eng.146B4.000 (41kW)	4/94-	F	22-0033-0		Bdx	Th 18,0	
	4/94-	F	22-0033-1		Bdx	Th 18,0	+screws
	94-	F	23-0014			Ø 227,0 Th 11,0-9,0	
	4/94-	R	53-0069		Ap	185,0x31	Hand Brake
	94-	R	18-0003			Ø 185,0	
1.1 Eng.146A4.044 (43kW)	1/83-	F	22-0033-0		Bdx	Th 18,0	
	1/83-	F	22-0033-1		Bdx	Th 18,0	+screws
	83-9/89	F	23-0014			Ø 227,0 Th 11,0-9,0	M/T
	84-9/89	F	23-0156			Ø 240,0 Th 12,0-10,8	A/T
	1/83-	R	53-0063		Fiat	185,0x31	Fitted Adjuster, Hand Brake
1.1 Eng.156C.046 (37kW)	1/90-12/93	F	22-0033-0		Bdx	Th 18,0	
	1/90-12/93	F	22-0033-1		Bdx	Th 18,0	+screws
	90-	F	23-0014			Ø 227,0 Th 11,0-9,0	M/T
	90-	F	23-0156			Ø 240,0 Th 12,0-10,8	A/T
	1/90-12/93	R	53-0063		Fiat	185,0x31	Fitted Adjuster, Hand Brake
1.1 Eng.160A3.000 (42kW)	4/89-12/92	F	22-0033-0		Bdx	Th 18,0	
	4/89-12/92	F	22-0033-1		Bdx	Th 18,0	+screws
	-9/89	F	23-0014			Ø 227,0 Th 11,0-9,0	M/T
	-9/89	F	23-0156			Ø 240,0 Th 12,0-10,8	A/T
	4/89-12/92	R	53-0063		Fiat	185,0x31	Fitted Adjuster, Hand Brake
1.1 50 Eng.146A4.044 (37kW)	1/86-12/89	R	53-0063		Fiat	185,0x31	Fitted Adjuster, Hand Brake
1.1 55 Eng.138B.000 (40kW)	1/83-8/89	F	22-0033-0		Bdx	Th 18,0	
	1/83-8/89	F	22-0033-1		Bdx	Th 18,0	+screws
	1/83-8/89	R	53-0063		Fiat	185,0x31	Fitted Adjuster, Hand Brake
	-9/89	R	18-0003			Ø 185,0	
1.1 60 Eng.146A4.048 (43kW)	1/83-8/89	F	22-0033-1		Bdx	Th 18,0	
	83-9/89	F	23-0014			Ø 227,0 Th 11,0-9,0	M/T
	84-9/89	F	23-0156			Ø 240,0 Th 12,0-10,8	A/T
	1/83-8/89	R	53-0063		Fiat	185,0x31	Fitted Adjuster, Hand Brake
	-9/89	R	18-0003			Ø 185,0	
1.1 CS Brasile Eng.M201GA11A (40kW)	1/83-	F	22-0057-0		Ate	Th 18,0	
	1/83-	F	22-0057-2		Ate	Th 18,0	
	88-9/89	F	23-0156			Ø 240,0 Th 12,0-10,8	
	1/83-	R	53-0063		Fiat	185,0x31	Fitted Adjuster, Hand Brake
	1/86-93	R	18-0003			Ø 185,0	
1.1i.e. 50 Eng.146C3.000 (36kW)	6/92-12/93	F	22-0033-0		Bdx	Th 18,0	
	6/92-12/93	F	22-0033-1		Bdx	Th 18,0	+screws
	92-93	F	23-0014			Ø 227,0 Th 11,0-9,0	
	6/92-12/93	R	53-0063		Fiat	185,0x31	Fitted Adjuster, Hand Brake
	92-93	R	18-0003			Ø 185,0	
1.3 70 Eng.138B2.000 (50kW)	1/83-4/85	F	22-0033-0		Bdx	Th 18,0	
	1/83-4/85	F	22-0033-1		Bdx	Th 18,0	+screws
	83-85	F	23-0014			Ø 227,0 Th 11,0-9,0	M/T
	83-85	F	23-0156			Ø 240,0 Th 12,0-10,8	A/T
	1/83-4/85	R	53-0063		Fiat	185,0x31	Fitted Adjuster, Hand Brake
	83-85	R	18-0003			Ø 185,0	
1.3 70 Eng.149A7.000 (48kW)	5/85-8/89	F	22-0033-0		Bdx	Th 18,0	
	5/85-8/89	F	22-0033-1		Bdx	Th 18,0	+screws
	85-89	F	23-0014			Ø 227,0 Th 11,0-9,0	M/T
	85-89	F	23-0156			Ø 240,0 Th 12,0-10,8	A/T
	5/85-8/89	R	53-0063		Fiat	185,0x31	Fitted Adjuster, Hand Brake
	85-89	R	18-0003			Ø 185,0	






























































		Spare Parts	F/R	L/R	METELLI ref.	METELLI ref. w/KIT		DIMENSIONS mm.	NOTE	
1.3 D Eng.127A5.000/ 146B1.000 (27-33kW)	1/83-		F		<b>22-0033-0</b>		Bdx	Th 18,0		
	1/83-		F		<b>22-0033-1</b>		Bdx	Th 18,0	+screws	
	83-		F		<b>23-0014</b>			Ø 227,0 Th 11,0-9,0		
	-93		R		<b>53-0063</b>		Fiat	185,0x31	Fitted Adjuster, Hand Brake	
	93-		R		<b>53-0069</b>		Ap	185,0x31	Hand Brake	
1.3 T. i.e. Eng.146A2.000 (77kW)	83-		R		<b>18-0003</b>			Ø 185,0		
	4/85-8/89		F		<b>22-0030-1</b>		Gir	Th 17,5		
	4/85-8/89		R		<b>22-0064-0</b>		Gir	Th 14,5		
	85-89		F		<b>23-0157</b>			Ø 240,0 Th 20,0-18,2	Vent.	
	85-89		R		<b>23-0014</b>			Ø 227,0 Th 11,0-9,0		
1.3 T. i.e. Eng.146A2.146 (73kW)	85-89		R		<b>18-0003</b>			Ø 185,0		
	1/87-12/87		F		<b>22-0030-1</b>		Gir	Th 17,5		
	1/87-12/87		R		<b>22-0064-0</b>		Gir	Th 14,5		
	1/87-12/87		F		<b>23-0157</b>			Ø 240,0 Th 20,0-18,2	Vent.	
	1/87-12/87		R		<b>23-0014</b>			Ø 227,0 Th 11,0-9,0		
1.3 T. i.e. Eng.146A2.246 (74kW)	1/87-12/87		R		<b>18-0003</b>			Ø 185,0		
	9/89-3/91		F		<b>22-0030-1</b>		Gir	Th 17,5		
	9/89-3/91		R		<b>22-0064-0</b>		Gir	Th 14,5		
	89-91		F		<b>23-0157</b>			Ø 240,0 Th 20,0-18,2	Vent.	
	89-91		R		<b>23-0014</b>			Ø 227,0 Th 11,0-9,0		
1.4 (49kW)	89-91		R		<b>18-0003</b>			Ø 185,0		
	12/97-8/00		R		<b>53-0069</b>		Ap	185,0x31	Hand Brake	
	1.4 70 S Eng.160A1.048 (52kW)	9/89-10/92		F		<b>22-0033-0</b>		Bdx	Th 18,0	
		9/89-10/92		F		<b>22-0033-1</b>		Bdx	Th 18,0	+screws
1.4 i.e. Eng.146C1.000 (53kW)	89-92		F		<b>23-0014</b>			Ø 227,0 Th 11,0-9,0		
	9/89-10/92		R		<b>53-0063</b>		Fiat	185,0x31	Fitted Adjuster, A/T, Hand Brake	
	89-		R		<b>18-0003</b>			Ø 185,0		
	1.4 i.e. Eng.159A2.000 (57kW)	9/89-12/93		R		<b>53-0063</b>		Fiat	185,0x31	Fitted Adjuster, A/T, Hand Brake
89-92			F		<b>23-0014</b>			Ø 227,0 Th 11,0-9,0		
-91			R		<b>53-0063</b>		Fiat	185,0x31	Fitted Adjuster, A/T, Hand Brake	
1.4 i.e. Eng.160A1.046 (51kW)	93-		R		<b>53-0069</b>		Ap	185,0x31	Hand Brake	
	89-		R		<b>18-0003</b>			Ø 185,0		
	89-93		F		<b>23-0014</b>			Ø 227,0 Th 11,0-9,0		
	9/89-12/93		R		<b>53-0063</b>		Fiat	185,0x31	Fitted Adjuster, A/T, Hand Brake	
1.4 T. i.e. Eng.146A8.000 (87kW)	89-		R		<b>18-0003</b>			Ø 185,0		
	12/89-12/96		F		<b>22-0030-1</b>		Gir	Th 17,5		
	12/89-12/96		R		<b>22-0064-0</b>		Gir	Th 14,5		
1.4 T. i.e. Eng.146A8.046 (82kW)	89-96		F		<b>23-0157</b>			Ø 240,0 Th 20,0-18,2	Vent.	
	89-96		R		<b>23-0014</b>			Ø 227,0 Th 11,0-9,0		
	9/89-9/93		F		<b>22-0030-1</b>		Gir	Th 17,5		
	9/89-9/93		R		<b>22-0064-0</b>		Gir	Th 14,5		
1.4 TD 70 Eng.146B.000/ 146B3.000 (52kW)	89-93		F		<b>23-0157</b>			Ø 240,0 Th 20,0-18,2	Vent.	
	89-93		R		<b>23-0014</b>			Ø 227,0 Th 11,0-9,0		
	10/86-10/90		F		<b>22-0030-1</b>		Gir	Th 17,5		
	86-90		F		<b>23-0156</b>			Ø 240,0 Th 12,0-10,8		
1.5 75 iE (56kW)	10/86-10/90		R		<b>53-0063</b>		Fiat	185,0x31	Fitted Adjuster, Hand Brake	
	86-90		R		<b>18-0003</b>			Ø 185,0		
	1/94-10/95		R		<b>53-0069</b>		Ap	185,0x31	Hand Brake	
	1.5 i.e. 75 Eng.138C2.048/ 149C1.000 (55kW)	10/85-12/93		F		<b>22-0033-0</b>		Bdx	Th 18,0	
		10/85-12/93		F		<b>22-0033-1</b>		Bdx	Th 18,0	+screws
1.7 D Eng.146B2.000 (42kW)	85-93		F		<b>23-0014</b>			Ø 227,0 Th 11,0-9,0		
	10/85-12/93		R		<b>53-0063</b>		Fiat	185,0x31	Fitted Adjuster, Hand Brake	
	85-93		R		<b>18-0003</b>			Ø 185,0		
	1.7 D Eng.149B3.000 (44kW)	9/89-12/93		F		<b>22-0030-1</b>		Gir	Th 17,5	
89-93			F		<b>23-0156</b>			Ø 240,0 Th 12,0-10,8		
1/93-			R		<b>53-0069</b>		Ap	185,0x31	Hand Brake	
-12/92			R		<b>53-0063</b>		Fiat	185,0x31	Fitted Adjuster, Hand Brake	
89-93			R		<b>18-0003</b>			Ø 185,0		
1.9 D Eng.149B5.046 (44kW)	7/86-8/89		F		<b>22-0030-1</b>		Gir	Th 17,5		
	86-89		F		<b>23-0156</b>			Ø 240,0 Th 12,0-10,8		
	7/86-8/89		R		<b>53-0063</b>		Fiat	185,0x31	Fitted Adjuster, Hand Brake	
	86-89		R		<b>18-0003</b>			Ø 185,0		
	89-94		F		<b>23-0156</b>			Ø 240,0 Th 12,0-10,8		
	9/89-3/94		R		<b>53-0063</b>		Fiat	185,0x31	Fitted Adjuster, Hand Brake	
	89-94		R		<b>18-0003</b>			Ø 185,0		





















































			Spare Parts	F/R	L/R	METELLI ref.	METELLI ref. w/KIT		DIMENSIONS mm.	NOTE
<b>X 1/9 (128 AS) 5/73-12/89</b>										
1.3, Exclusiv Serie Eng.128AS.000 (55kW)	5/73-12/79		F			22-0001-0		Bdx	Th 17,5	
	5/73-12/79					22-0086-0		Bdx	Th 10,0	
	73-		F/R			23-0014			Ø 227,0 Th 11,0-9,0	
1.5 Five Speed Eng.138AS.000 (63kW)	-82		F			22-0001-0		Bdx	Th 17,5	
	82-					22-0102-0		Bdx	Th 17,5	
	11/78-12/89		R			22-0086-0		Bdx	Th 10,0	
	78-					23-0014			Ø 227,0 Th 11,0-9,0	
1.5 Five Speed Eng.138BS.031 (56kW)	6/85-12/89		F			22-0102-0		Bdx	Th 17,5	
	6/85-12/89					22-0086-0		Bdx	Th 10,0	
	85-		F/R			23-0014			Ø 227,0 Th 11,0-9,0	

FIAT LCV

<b>238-Serie 9/66-6/82</b>										
1.4 (34kW)	9/66-6/76		R			53-0060		Fiat	250,0x51	Hand Brake
1.4 Eng.131A.000/AZ (55kW)	1/70-12/76		R			53-0060		Fiat	250,0x51	Hand Brake
1.4 Eng.131AZ.000/ 131BZ.0C0/ 131FZ (38kW)	6/76-6/82		R			53-0060		Fiat	250,0x51	Hand Brake
<b>242-Serie Van 10/75-7/82</b>										
1.6, Bus Eng.124B3.000 (46kW)	75-82		F			23-0076			Ø 285,0 Th 20,0-18,8	Vent.
	75-82					23-0077			Ø 279,0 Th 9,0-8,1	
2.0 Eng.132AZ2.000 (51kW)	75-82		F			23-0076			Ø 285,0 Th 20,0-18,8	Vent.
	75-82					23-0077			Ø 279,0 Th 9,0-8,1	
2.2 D Eng.B22.615 (46kW)	75-80		F			23-0076			Ø 285,0 Th 20,0-18,8	Vent.
	75-80					23-0077			Ø 279,0 Th 9,0-8,1	
2.5 D Eng.B25.637 (52kW)	80-82		F			23-0076			Ø 285,0 Th 20,0-18,8	Vent.
	80-82					23-0077			Ø 279,0 Th 9,0-8,1	
<b>Bravo Van 4/07-</b>										
1.6 JTD Eng.198A3.000 (77kW)	1/07-		F			22-0322-0		Bosch	Th 19,0	
	1/07-					22-0323-0		Bosch	Th 16,5	
	07-		F			23-0369			Ø 284,0 Th 22,0-20,2	Vent.
	07-					23-0193			Ø 251,0 Th 10,0-9,0	
<b>Cinquecento Van 1/92-</b>										
0.9 i Eng.A1.046 (29kW)	1/92-		F			22-0137-0		Bdx	Th 17,0	
	92-98		F			23-0232			Ø 240,5 Th 10,9-9,2	
	3/92-		R			18-0003			Ø 185,0	
<b>Doblò Cargo I-II (223) 3/01-</b>										
1.2 Eng.223A5.000 (48kW)	-05		F			22-0274-2		Ate	Th 18,0	
	3/01-05		F			23-0231			Ø 257,0 Th 20,0-18,2	Vent.
	01-1/02		R			18-0022			Ø 228,3	
	01-		R			51-0152		Luc	Ø 20,64 228,6x42	LUC
1.3 JTD Eng.188A9.000 (51kW)	04-05		F			22-0274-2			Th 18,0	
	05-					22-0321-0		Bosch	Th 18,0	
	05-		F			22-0321-1		Bosch	Th 18,0	
	04-					23-0369			Ø 284,0 Th 22,0-20,2	Vent.
	04-					51-0152		Luc	Ø 20,64 228,6x42	LUC
1.3 MJT 16v Eng.199A2.000 (55kW)	-05		F			22-0274-2		Ate	Th 18,0	
	05-					22-0321-0		Bosch	Th 18,0	
	05-		F			22-0321-1		Bosch	Th 18,0	
	05-					23-0407			Ø 257,0 Th 22,0-20,2	Vent., IP
	05-					23-0369			Ø 284,0 Th 22,0-20,2	Vent.
	05-					51-0226		Ap	Ø 20,64 228,6x43	AP
1.3 MTJ (Germany) Eng.223A9.000 (62kW)	05-		F			22-0321-0		Bosch	Th 18,0	
	05-					22-0321-1		Bosch	Th 18,0	
	05-		F			23-0407			Ø 257,0 Th 22,0-20,2	Vent., IP
	05-					23-0369			Ø 284,0 Th 22,0-20,2	Vent.
	05-					51-0226		Ap	Ø 20,64 228,6x43	AP
1.4 Eng.350A1.000 (57kW)	05-		F			22-0321-0		Bosch	Th 18,0	
	05-					22-0321-1		Bosch	Th 18,0	
	05-		F			23-0407			Ø 257,0 Th 22,0-20,2	Vent., IP
	05-					23-0369			Ø 284,0 Th 22,0-20,2	Vent.
	05-					51-0226		Ap	Ø 20,64 228,6x43	AP
1.6 16v Eng.182B6.000 (76kW)	-05		F			22-0274-2		Ate	Th 18,0	
	05-					22-0321-0		Bosch	Th 18,0	
	10/01-05		F			23-0231			Ø 257,0 Th 20,0-18,2	Vent.
	01-1/02					18-0022			Ø 228,3	
	01-					51-0152		Luc	Ø 20,64 228,6x42	LUC




































		Spare Parts	F/R	L/R	METELLI ref.	METELLI ref. w/KIT		DIMENSIONS mm.	NOTE
1.9 D Eng.223A6.000 (46kW)	-05		F		<b>22-0274-2</b>		Ate	Th 18,0	
	3/01-05		F		<b>23-0231</b>			Ø 257,0 Th 20,0-18,2	Vent.
	01-1/02		R		<b>18-0022</b>			Ø 228,3	
	01-		R		<b>51-0152</b>		Luc	Ø 20,64 228,6x42	LUC
1.9 JTD Eng.182B9.000 (74kW)	-05		F		<b>22-0274-2</b>		Ate	Th 18,0	
	10/01-05		F		<b>23-0231</b>			Ø 257,0 Th 20,0-18,2	Vent.
	01-1/02		R		<b>18-0022</b>			Ø 228,3	
	01-		R		<b>51-0152</b>		Luc	Ø 20,64 228,6x42	LUC
1.9 JTD Eng.223A7.000 (77kW)	-05		F		<b>22-0274-2</b>		Ate	Th 18,0	
	7/03-05		F		<b>23-0231</b>			Ø 257,0 Th 20,0-18,2	Vent.
	7/03-		R		<b>51-0152</b>		Luc	Ø 20,64 228,6x42	LUC
1.9 MJT Eng.186A9.000 (88kW)	05-		F		<b>22-0322-0</b>		Bosch	Th 19,0	
	05-		F		<b>22-0322-1</b>		Bosch	Th 19,0	
	05-		F		<b>23-0407</b>			Ø 257,0 Th 22,0-20,2	Vent., IP
	05-		F		<b>23-0369</b>			Ø 284,0 Th 22,0-20,2	Vent.
	05-		R		<b>51-0226</b>		Ap	Ø 20,64 228,6x43	AP
1.9 MJT Eng.223B1.000 (77kW)	05-		F		<b>22-0321-0</b>		Bosch	Th 18,0	
	05-		F		<b>22-0321-1</b>		Bosch	Th 18,0	
	05-		F		<b>23-0407</b>			Ø 257,0 Th 22,0-20,2	Vent., IP
	05-		F		<b>23-0369</b>			Ø 284,0 Th 22,0-20,2	Vent.
	05-		R		<b>51-0226</b>		Ap	Ø 20,64 228,6x43	AP
<b>Ducato I (280) 1/82-8/90</b>									
1.8 Eng.169B(XM7T) (49-51kW)	1/82-10/88		F		<b>22-0031-0</b>		Gir	Th 19,0	10Q
	82-		F		<b>23-0093</b>			Ø 255,5 Th 13,0-11,8	Ch -0154461
	-88		F		<b>23-0134</b>			Ø 255,5 Th 16,0-13,5	Ch 0154462-, 10-14Q
	1/82-10/88		R		<b>53-0062</b>		Luc	254,0x57	Hand Brake
	1/82-10/88		R		<b>53-0071</b>		Luc	254,0x57	Hand Brake
	82-88		R		<b>18-0016</b>			Ø 254,0	18Q
	82-88		R		<b>18-0013</b>			Ø 254,0	Exc. 18Q
	82-12/82		R		<b>51-0101</b>		Luc	Ø 22,22 254,0x57	LUC, 10-14Q
	-88		R		<b>51-0102</b>		Luc	Ø 25,40 254,0x57	LUC, 10-14Q
	-88		R		<b>51-0065</b>		Luc	Ø 27,00 254,0x57	LUC, 18Q
1.9 D Eng.149B1.000 (52kW)	2/87-8/90		F		<b>22-0031-0</b>		Gir	Th 19,0	10Q
	-90		F		<b>23-0134</b>			Ø 255,5 Th 16,0-13,5	Ch 0154462-, 10-14Q
	2/87-8/90		R		<b>53-0062</b>		Luc	254,0x57	Hand Brake
	2/87-8/90		R		<b>53-0071</b>		Luc	254,0x57	Hand Brake
	87-90		R		<b>18-0016</b>			Ø 254,0	18Q
	87-90		R		<b>18-0013</b>			Ø 254,0	Exc. 18Q
	-90		R		<b>51-0102</b>		Luc	Ø 25,40 254,0x57	LUC, 10-14Q
	-90		R		<b>51-0065</b>		Luc	Ø 27,00 254,0x57	LUC, 18Q
1.9 TD Eng.280A1.000 (60kW)	3/89-8/90		F		<b>22-0031-0</b>		Gir	Th 19,0	10Q
	89-90		F		<b>23-0161</b>			Ø 289,5 Th 16,0-14,8	18Q
	3/89-8/90		R		<b>53-0068</b>		Luc	254,0x57	
	89-90		R		<b>18-0016</b>			Ø 254,0	18Q
	89-90		R		<b>18-0013</b>			Ø 254,0	Exc. 18Q
	-90		R		<b>51-0102</b>		Luc	Ø 25,40 254,0x57	LUC, 10-14Q
	-90		R		<b>51-0065</b>		Luc	Ø 27,00 254,0x57	LUC, 18Q
2.0 Eng.170B (55kW)	1/86-8/90		F		<b>22-0031-0</b>		Gir	Th 19,0	10-14Q
	1/86-8/90		F		<b>22-0058-1</b>		Gir	Th 19,0	18Q
	86-		F		<b>23-0093</b>			Ø 255,5 Th 13,0-11,8	Ch -0154461
	-90		F		<b>23-0134</b>			Ø 255,5 Th 16,0-13,5	Ch 0154462-, 10-14Q
	1/86-8/90		R		<b>53-0062</b>		Luc	254,0x57	Hand Brake
	1/86-8/90		R		<b>53-0071</b>		Luc	254,0x57	Hand Brake
	86-90		R		<b>18-0016</b>			Ø 254,0	18Q
	86-90		R		<b>18-0013</b>			Ø 254,0	Exc. 18Q
	-90		R		<b>51-0102</b>		Luc	Ø 25,40 254,0x57	LUC, 10-14Q
	-90		R		<b>51-0065</b>		Luc	Ø 27,00 254,0x57	LUC, 18Q
2.0 Eng.170D (62kW)	9/88-8/90		F		<b>22-0031-0</b>		Gir	Th 19,0	10-14Q
	9/88-8/90		F		<b>22-0058-1</b>		Gir	Th 19,0	18Q
	88-		F		<b>23-0093</b>			Ø 255,5 Th 13,0-11,8	Ch -0154461
	-90		F		<b>23-0134</b>			Ø 255,5 Th 16,0-13,5	Ch 0154462-, 10-14Q
	9/88-8/90		R		<b>53-0062</b>		Luc	254,0x57	Hand Brake
	9/88-8/90		R		<b>53-0071</b>		Luc	254,0x57	Hand Brake
	88-90		R		<b>18-0016</b>			Ø 254,0	18Q
	88-90		R		<b>18-0013</b>			Ø 254,0	Exc. 18Q
	-90		R		<b>51-0102</b>		Luc	Ø 25,40 254,0x57	LUC, 10-14Q
-90		R		<b>51-0065</b>		Luc	Ø 27,00 254,0x57	LUC, 18Q	

		Spare Parts	F/R	L/R	METELLI ref.	METELLI ref. w/KIT		DIMENSIONS mm.	NOTE	
2.0 Eng.XN1T (58kW)	7/82-8/90		F		22-0031-0		Gir	Th 19,0	10-14Q	
	7/82-8/90		F		22-0058-1		Gir	Th 19,0	18Q	
	82-90		F		23-0093			Ø 255,5 Th 13,0-11,8	Ch -0154461	
	-90		F		23-0134			Ø 255,5 Th 16,0-13,5	Ch 0154462-, 10-14Q	
	7/82-8/90		R		53-0062		Luc	254,0x57	Hand Brake	
	7/82-8/90		R		53-0071		Luc	254,0x57	Hand Brake	
	82-90		R		18-0016			Ø 254,0	18Q	
	82-90		R		18-0013			Ø 254,0	Exc. 18Q	
	-90		R		51-0102		Luc	Ø 25,40 254,0x57	LUC, 10-14Q	
	-90		R		51-0065		Luc	Ø 27,00 254,0x57	LUC, 18Q	
2.4 D Eng.8144.61 (53kW)	7/82-8/90		F		22-0031-0		Gir	Th 19,0	14Q	
	7/82-8/90		F		22-0058-1		Gir	Th 19,0	18Q	
	82-90		F		23-0093			Ø 255,5 Th 13,0-11,8	Ch -0154461	
	-90		F		23-0134			Ø 255,5 Th 16,0-13,5	Ch 0154462-, 10-14Q	
	82-90		R		18-0016			Ø 254,0	18Q	
	82-90		R		18-0013			Ø 254,0	Exc. 18Q	
	-90		R		51-0102		Luc	Ø 25,40 254,0x57	LUC, 10-14Q	
	-90		R		51-0065		Luc	Ø 27,00 254,0x57	LUC, 18Q	
	2.5 CRD Eng.CRD93L(U25-661) (55kW)	7/82-8/90		F		22-0031-0		Gir	Th 19,0	14Q
		7/82-8/90		F		22-0058-1		Gir	Th 19,0	18Q
82-90			F		23-0093			Ø 255,5 Th 13,0-11,8	Ch -0154461	
82-90			F		23-0161			Ø 289,5 Th 16,0-14,8	18Q	
-90			F		23-0134			Ø 255,5 Th 16,0-13,5	Ch 0154462-, 10-14Q	
7/82-8/90			R		53-0068		Luc	254,0x57	18Q	
7/82-8/90			R		53-0062		Luc	254,0x57	Exc. 18Q, Hand Brake	
7/82-8/90			R		53-0071		Luc	254,0x57	Exc. 18Q, Hand Brake	
82-90			R		18-0016			Ø 254,0	18Q	
82-90			R		18-0013			Ø 254,0	Exc. 18Q	
-90		R		51-0102		Luc	Ø 25,40 254,0x57	LUC, 10-14Q		
-90		R		51-0065		Luc	Ø 27,00 254,0x57	LUC, 18Q		
2.5 D, 4WD Eng.8144.67 (55kW)	7/82-8/90		F		22-0031-0		Gir	Th 19,0	14Q	
	7/82-8/90		F		22-0058-1		Gir	Th 19,0	18Q	
	82-90		F		23-0093			Ø 255,5 Th 13,0-11,8	Ch -0154461	
	82-90		F		23-0161			Ø 289,5 Th 16,0-14,8	18Q	
	-90		F		23-0134			Ø 255,5 Th 16,0-13,5	Ch 0154462-, 10-14Q	
	7/82-8/90		R		53-0068		Luc	254,0x57	18Q	
	7/82-8/90		R		53-0062		Luc	254,0x57	Exc. 18Q, Hand Brake	
	7/82-8/90		R		53-0071		Luc	254,0x57	Exc. 18Q, Hand Brake	
	82-90		R		18-0016			Ø 254,0	18Q	
	82-90		R		18-0013			Ø 254,0	Exc. 18Q	
-90		R		51-0102		Luc	Ø 25,40 254,0x57	LUC, 10-14Q		
-90		R		51-0065		Luc	Ø 27,00 254,0x57	LUC, 18Q		
2.5 TD, 4WD Eng.8144.21 (68kW)	1/86-8/90		F		22-0031-0		Gir	Th 19,0	14Q	
	1/86-8/90		F		22-0058-1		Gir	Th 19,0	18Q	
	86-90		F		23-0161			Ø 289,5 Th 16,0-14,8	18Q	
	1/86-8/90		R		53-0068		Luc	254,0x57	18Q	
	1/86-8/90		R		53-0062		Luc	254,0x57	Exc. 18Q, Hand Brake	
	1/86-8/90		R		53-0071		Luc	254,0x57	Exc. 18Q, Hand Brake	
	86-90		R		18-0016			Ø 254,0	18Q	
	86-90		R		18-0013			Ø 254,0	Exc. 18Q	
	-90		R		51-0102		Luc	Ø 25,40 254,0x57	LUC, 10-14Q	
	-90		R		51-0065		Luc	Ø 27,00 254,0x57	LUC, 18Q	
<b>Ducato II (290) 3/89-3/94</b>										
1.9 D Eng.149B1.000 (52kW)	7/90-3/94		F		22-0031-0		Gir	Th 19,0	10Q	
	90-94		F		23-0134			Ø 255,5 Th 16,0-13,5	Ch 0154462-, 10-14Q	
	7/90-3/94		R		53-0062		Luc	254,0x57	Hand Brake	
	7/90-3/94		R		53-0071		Luc	254,0x57	Hand Brake	
	90-94		R		18-0016			Ø 254,0	18Q	
	90-94		R		18-0013			Ø 254,0	Exc. 18Q	
	90-94		R		51-0102		Luc	Ø 25,40 254,0x57	LUC, 10-14Q	
	90-94		R		51-0065		Luc	Ø 27,00 254,0x57	LUC, 18Q	
1.9 TD Eng.280A1.000 (60kW)	3/89-3/94		F		22-0031-0		Gir	Th 19,0	10Q	
	89-94		F		23-0161			Ø 289,5 Th 16,0-14,8	18Q	
	3/89-3/94		R		53-0071		Luc	254,0x57	Hand Brake	
	89-94		R		18-0016			Ø 254,0	18Q	
	89-94		R		18-0013			Ø 254,0	Exc. 18Q	
	89-94		R		51-0102		Luc	Ø 25,40 254,0x57	LUC, 10-14Q	





























































		Spare Parts	F/R	L/R	METELLI ref.	METELLI ref. w/KIT		DIMENSIONS mm.	NOTE	
1.9 TD Eng.280A1.000 (60kW)	89-94		R		51-0065		Luc	Ø 27,00 254,0x57	LUC, 18Q	
2.0 Eng.170D (62kW)	7/90-3/94		F		22-0031-0		Gir	Th 19,0	10-14Q	
	7/90-3/94		F		22-0058-1		Gir	Th 19,0	18Q	
	90-94		F		23-0134			Ø 255,5 Th 16,0-13,5	Ch 0154462-, 10-14Q	
	7/90-3/94		R		53-0062		Luc	254,0x57	Hand Brake	
	7/90-3/94		R		53-0071		Luc	254,0x57	Hand Brake	
	90-94		R		18-0016			Ø 254,0	18Q	
	90-94		R		18-0013			Ø 254,0	Exc. 18Q	
	90-94		R		51-0102		Luc	Ø 25,40 254,0x57	LUC, 10-14Q	
	90-94		R		51-0065		Luc	Ø 27,00 254,0x57	LUC, 18Q	
2.0 4x4 Eng.170D (63kW)	7/90-3/94		F		22-0031-0		Gir	Th 19,0	10-14Q	
	7/90-3/94		F		22-0058-1		Gir	Th 19,0	18Q	
	90-94		F		23-0134			Ø 255,5 Th 16,0-13,5	Ch 0154462-, 10-14Q	
	6/90-5/94		R		53-0062		Luc	254,0x57	Hand Brake	
	6/90-5/94		R		53-0071		Luc	254,0x57	Hand Brake	
	90-94		R		18-0016			Ø 254,0	18Q	
	90-94		R		18-0013			Ø 254,0	Exc. 18Q	
	90-94		R		51-0102		Luc	Ø 25,40 254,0x57	LUC, 10-14Q	
	90-94		R		51-0065		Luc	Ø 27,00 254,0x57	LUC, 18Q	
2.5 D, 4WD Eng.8144.67 (55kW)	7/90-3/94		F		22-0031-0		Gir	Th 19,0	14Q	
	7/90-3/94		F		22-0058-1		Gir	Th 19,0	18Q	
	90-94		F		23-0161			Ø 289,5 Th 16,0-14,8	18Q	
	-94		F		23-0134			Ø 255,5 Th 16,0-13,5	Ch 0154462-, 10-14Q	
	7/90-3/94		R		53-0068		Luc	254,0x57	18Q	
	7/90-3/94		R		53-0062		Luc	254,0x57	Exc. 18Q, Hand Brake	
	7/90-3/94		R		53-0071		Luc	254,0x57	Exc. 18Q, Hand Brake	
	90-94		R		18-0016			Ø 254,0	18Q	
	90-94		R		18-0013			Ø 254,0	Exc. 18Q	
	90-94		R		51-0102		Luc	Ø 25,40 254,0x57	LUC, 10-14Q	
	90-94		R		51-0065		Luc	Ø 27,00 254,0x57	LUC, 18Q	
	2.5 TD, 4WD Eng.8140.27 (70kW)	7/90-3/94		F		22-0031-0		Gir	Th 19,0	14Q
7/90-3/94			F		22-0058-1		Gir	Th 19,0	18Q	
90-94			F		23-0161			Ø 289,5 Th 16,0-14,8	18Q	
7/90-3/94			R		53-0068		Luc	254,0x57	18Q	
7/90-3/94			R		53-0062		Luc	254,0x57	Exc. 18Q, Hand Brake	
7/90-3/94			R		53-0071		Luc	254,0x57	Exc. 18Q, Hand Brake	
90-94			R		18-0016			Ø 254,0	18Q	
90-94			R		18-0013			Ø 254,0	Exc. 18Q	
90-94			R		51-0102		Luc	Ø 25,40 254,0x57	LUC, 10-14Q	
90-94			R		51-0065		Luc	Ø 27,00 254,0x57	LUC, 18Q	
<b>Ducato III (230) 3/94-4/02</b>										
1.9 D (59kW)		5/98-11/01		R		53-0073		Luc	254,0x57	18Q, Hand Brake
	5/98-11/01		R		53-0072		Luc	254,0x57	9-10-14Q, Hand Brake	
1.9 D Eng.230A2.000 (51kW)	-99		F		22-0154-0		Gir	Th 19,5	10Q	
	99-		F		22-0154-1		Gir	Th 19,5	10Q	
	11/01-3/02		F		23-0340			Ø 280,0 Th 24,0-21,9	Vent., 10Q	
	94-10/01		F		23-0339			Ø 281,0 Th 18,0-15,9	10Q	
	3/94-4/02		R		53-0073		Luc	254,0x57	18Q, Hand Brake	
	3/94-4/02		R		53-0072		Luc	254,0x57	9-10-14Q, Hand Brake	
	2/94-		R		18-0013			Ø 254,0	10-14Q	
	94-02		R		51-0073		Luc	Ø 25,40 254,0x57	LUC, 10-14Q	
	94-02		R		51-0074		Luc	Ø 28,60 254,0x57	LUC, 18Q	
1.9 D Eng.D9B/ DJY (50kW)	-99		F		22-0154-0		Gir	Th 19,5	10Q	
	99-		F		22-0154-1		Gir	Th 19,5	10Q	
	11/01-3/02		F		23-0340			Ø 280,0 Th 24,0-21,9	Vent., 10Q	
	98-10/01		F		23-0339			Ø 281,0 Th 18,0-15,9	10Q	
	11/01-3/02		R		23-0731			Ø 280,0 Th 16,0-14,2	10Q	
	4/98-4/02		R		53-0073		Luc	254,0x57	18Q, Hand Brake	
	4/98-4/02		R		53-0072		Luc	254,0x57	9-10-14Q, Hand Brake	
	98-02		R		18-0013			Ø 254,0	10-14Q	
	98-02		R		18-0016			Ø 254,0	18Q	
	98-02		R		51-0073		Luc	Ø 25,40 254,0x57	LUC, 10-14Q	
98-02		R		51-0074		Luc	Ø 28,60 254,0x57	LUC, 18Q		
1.9 TD Eng.230A4.000 (59kW)	-99		F		22-0154-0		Gir	Th 19,5	10Q	
	99-		F		22-0154-1		Gir	Th 19,5	10Q	
	11/01-3/02		F		23-0340			Ø 280,0 Th 24,0-21,9	Vent., 10Q	
	94-10/01		F		23-0339			Ø 281,0 Th 18,0-15,9	10Q	

		Spare Parts	F/R	L/R	METELLI ref.	METELLI ref. w/KIT		DIMENSIONS mm.	NOTE	
1.9 TD Eng.230A4.000 (59kW)	8/94-4/02		R		53-0073		Luc	254,0x57	18Q, Hand Brake	
	8/94-4/02		R		53-0072		Luc	254,0x57	9-10-14Q, Hand Brake	
	2/94-		R		18-0013			Ø 254,0	10-14Q	
	94-02		R		51-0073		Luc	Ø 25,40 254,0x57	LUC, 10-14Q	
	94-02		R		51-0074		Luc	Ø 28,60 254,0x57	LUC, 18Q	
1.9 TD Eng.DHX(XUD9TF-L) (66kW)	-99		F		22-0154-0		Gir	Th 19,5	10Q	
	99-		F		22-0154-1		Gir	Th 19,5	10Q	
	11/01-3/02		F		23-0340			Ø 280,0 Th 24,0-21,9	Vent., 10Q	
	98-10/01		F		23-0339			Ø 281,0 Th 18,0-15,9	10Q	
	11/01-3/02		R		23-0731			Ø 280,0 Th 16,0-14,2	10Q	
	4/98-4/02		R		53-0073		Luc	254,0x57	18Q, Hand Brake	
	4/98-4/02		R		53-0072		Luc	254,0x57	9-10-14Q, Hand Brake	
	98-02		R		18-0013			Ø 254,0	10-14Q	
	98-02		R		18-0016			Ø 254,0	18Q	
	98-02		R		51-0073		Luc	Ø 25,40 254,0x57	LUC, 10-14Q	
	98-02		R		51-0074		Luc	Ø 28,60 254,0x57	LUC, 18Q	
	1.9 TD Panorama Eng.230A3.000 (60kW)	-99		F		22-0154-0		Gir	Th 19,5	10Q
99-			F		22-0154-1		Gir	Th 19,5	10Q	
11/01-3/02			F		23-0340			Ø 280,0 Th 24,0-21,9	Vent., 10Q	
94-10/01			F		23-0339			Ø 281,0 Th 18,0-15,9	10Q	
11/01-3/02			R		23-0731			Ø 280,0 Th 16,0-14,2	10Q	
3/94-4/02			R		53-0073		Luc	254,0x57	18Q, Hand Brake	
3/94-4/02			R		53-0072		Luc	254,0x57	9-10-14Q, Hand Brake	
2/94-			R		18-0013			Ø 254,0	10-14Q	
94-02			R		51-0073		Luc	Ø 25,40 254,0x57	LUC, 10-14Q	
94-02			R		51-0074		Luc	Ø 28,60 254,0x57	LUC, 18Q	
2.0 JTD Eng.RHV(DW10) (62kW)		10/01-4/02		F		22-0154-1		Gir	Th 19,5	10Q
		01-02		F		23-0339			Ø 281,0 Th 18,0-15,9	10-14Q
	01-02		F		23-0341			Ø 300,0 Th 24,0-21,9	Vent., 18Q	
	11/01-3/02		R		23-0731			Ø 280,0 Th 16,0-14,2	14Q	
	11/01-3/02		R		23-0732			Ø 280,0 Th 16,0-14,2	18Q	
	01-02		R		18-0013			Ø 254,0	10-14Q	
	01-02		R		18-0016			Ø 254,0	18Q	
	01-02		R		51-0073		Luc	Ø 25,40 254,0x57	LUC, 10-14Q	
	01-02		R		51-0074		Luc	Ø 28,60 254,0x57	LUC, 18Q	
	2.0i, 4WD Eng.RFW(XU10J2/ C) (80kW)	-99		F		22-0154-0		Gir	Th 19,5	10-14Q
		-99		F		22-0155-0		Gir	Th 19,5	18Q
		99-		F		22-0154-1		Gir	Th 19,5	10-14Q
99-			F		22-0155-1		Gir	Th 19,5	18Q	
11/01-3/02			F		23-0340			Ø 280,0 Th 24,0-21,9	Vent., 10-14Q	
94-02			F		23-0341			Ø 300,0 Th 24,0-21,9	Vent., 18Q	
94-10/01			F		23-0339			Ø 281,0 Th 18,0-15,9	10-14Q	
11/01-3/02			R		23-0731			Ø 280,0 Th 16,0-14,2	10-14Q	
11/01-3/02			R		23-0732			Ø 280,0 Th 16,0-14,2	18Q	
3/94-4/02			R		53-0089	53-0089K		170,0x45	4WD	
3/94-4/02			R		53-0073		Luc	254,0x57	18Q, Hand Brake	
3/94-4/02			R		53-0072		Luc	254,0x57	9-10-14Q, Hand Brake	
2/94-			R		18-0013			Ø 254,0	10-14Q	
2/94-			R		18-0016			Ø 254,0	18Q	
94-02			R		51-0073		Luc	Ø 25,40 254,0x57	LUC, 10-14Q	
94-02		R		51-0074		Luc	Ø 28,60 254,0x57	LUC, 18Q		
2.5 D, 4WD Eng.8140.67 (62kW)	8/94-4/02		F		22-0154-0		Gir	Th 19,5	14Q	
	8/94-4/02		F		22-0155-0		Gir	Th 19,5	18Q	
	11/01-3/02		F		23-0340			Ø 280,0 Th 24,0-21,9	Vent., 14Q	
	94-02		F		23-0341			Ø 300,0 Th 24,0-21,9	Vent., 18Q	
	94-10/01		F		23-0339			Ø 281,0 Th 18,0-15,9	14Q	
	11/01-3/02		R		23-0731			Ø 280,0 Th 16,0-14,2	14Q	
	11/01-3/02		R		23-0732			Ø 280,0 Th 16,0-14,2	18Q	
	8/94-4/02		R		53-0073		Luc	254,0x57	18Q, Hand Brake	
	8/94-4/02		R		53-0072		Luc	254,0x57	9-10-14Q, Hand Brake	
	2/94-		R		18-0013			Ø 254,0	10-14Q	
	2/94-		R		18-0016			Ø 254,0	18Q	
	94-02		R		51-0073		Luc	Ø 25,40 254,0x57	LUC, 10-14Q	
94-02		R		51-0074		Luc	Ø 28,60 254,0x57	LUC, 18Q		
2.5 TD 4x4 Eng.814047 (85kW)	94-98		F		22-0154-0		Gir	Th 19,5	14Q	
	94-98		F		22-0155-0		Gir	Th 19,5	18Q	
	94-98		F		23-0340			Ø 280,0 Th 24,0-21,9	Vent., 14Q	












		Spare Parts	F/R	L/R	METELLI ref.	METELLI ref. w/KIT		DIMENSIONS mm.	NOTE
2.5 TD 4x4 Eng.814047 (85kW)	94-98		F		23-0341			Ø 300,0 Th 24,0-21,9	Vent., 18Q
	94-98		F		23-0341			Ø 300,0 Th 24,0-21,9	Vent.
	94-98		R		53-0072		Luc	254,0x57	Hand Brake
	94-98		R		18-0013			Ø 254,0	10-14Q
	94-98		R		18-0016			Ø 254,0	18Q
	94-98		R		51-0075		Luc	Ø 27,00 254,0x57	LUC, 14Q
	94-98		R		51-0074		Luc	Ø 28,60 254,0x57	LUC, 18Q
2.5 TDi Panorama Eng.8140.47R (80kW)	7/94-4/02		F		22-0154-0		Gir	Th 19,5	14Q
	7/94-4/02		F		22-0155-0		Gir	Th 19,5	18Q
	94-02		F		23-0340			Ø 280,0 Th 24,0-21,9	Vent., 14Q
	94-02		F		23-0341			Ø 300,0 Th 24,0-21,9	Vent., 18Q
	11/01-3/02		R		23-0731			Ø 280,0 Th 16,0-14,2	14Q
	11/01-3/02		R		23-0732			Ø 280,0 Th 16,0-14,2	18Q
	7/94-4/02		R		53-0072		Luc	254,0x57	Hand Brake
	94-02		R		18-0013			Ø 254,0	10-14Q
	94-02		R		18-0016			Ø 254,0	18Q
	94-02		R		51-0075		Luc	Ø 27,00 254,0x57	LUC, 14Q
	94-02		R		51-0074		Luc	Ø 28,60 254,0x57	LUC, 18Q
2.5 TDi Panorama, 4WD Eng.8140.47 (85kW)	3/94-4/02		F		22-0154-0		Gir	Th 19,5	14Q
	3/94-4/02		F		22-0155-0		Gir	Th 19,5	18Q
	11/01-3/02		F		23-0340			Ø 280,0 Th 24,0-21,9	Vent., 14Q
	94-02		F		23-0341			Ø 300,0 Th 24,0-21,9	Vent., 18Q
	11/01-3/02		R		23-0731			Ø 280,0 Th 16,0-14,2	14Q
	11/01-3/02		R		23-0732			Ø 280,0 Th 16,0-14,2	18Q
	3/94-4/02		R		53-0072		Luc	254,0x57	Hand Brake
	2/94-		R		18-0013			Ø 254,0	18Q
	2/94-		R		18-0016			Ø 254,0	18Q
	94-02		R		51-0075		Luc	Ø 27,00 254,0x57	LUC, 14Q
	94-02		R		51-0074		Luc	Ø 28,60 254,0x57	LUC, 18Q
2.8 D, 4WD Eng.8140.63 (64kW)	-99		F		22-0154-0		Gir	Th 19,5	14Q
	-99		F		22-0155-0		Gir	Th 19,5	18Q
	99-		F		22-0154-1		Gir	Th 19,5	14Q
	99-		F		22-0155-1		Gir	Th 19,5	18Q
	11/01-3/02		F		23-0340			Ø 280,0 Th 24,0-21,9	Vent., 14Q
	98-02		F		23-0341			Ø 300,0 Th 24,0-21,9	Vent., 18Q
	98-10/01		F		23-0339			Ø 281,0 Th 18,0-15,9	14Q
	11/01-3/02		R		23-0731			Ø 280,0 Th 16,0-14,2	14Q
	2/98-4/02		R		53-0089	53-0089K		170,0x45	4WD
	2/98-4/02		R		53-0073		Luc	254,0x57	18Q, Hand Brake
	2/98-4/02		R		53-0072		Luc	254,0x57	9-10-14Q, Hand Brake
	98-02		R		18-0013			Ø 254,0	14Q
	98-02		R		18-0016			Ø 254,0	18Q
	98-02		R		51-0073		Luc	Ø 25,40 254,0x57	LUC, 10-14Q
98-02		R		51-0074		Luc	Ø 28,60 254,0x57	LUC, 18Q	
2.8 JTD, 4WD Eng.8140.43S (94kW)	00-		F		22-0154-1		Gir	Th 19,5	14Q
	00-		F		22-0155-1		Gir	Th 19,5	18Q
	00-02		F		23-0341			Ø 300,0 Th 24,0-21,9	Vent., 18Q
	11/01-3/02		F		23-0340			Ø 280,0 Th 24,0-21,9	Vent., 14Q
	11/01-3/02		R		23-0731			Ø 280,0 Th 16,0-14,2	14Q
	11/01-3/02		R		23-0732			Ø 280,0 Th 16,0-14,2	18Q
	11/00-4/02		R		53-0089	53-0089K		170,0x45	4WD
	11/00-4/02		R		53-0073		Luc	254,0x57	18Q, Hand Brake
	11/00-4/02		R		53-0072		Luc	254,0x57	9-10-14Q, Hand Brake
	00-02		R		18-0013			Ø 254,0	14Q
	00-02		R		18-0016			Ø 254,0	18Q
00-02		R		51-0073		Luc	Ø 25,40 254,0x57	LUC, 10-14Q	
00-02		R		51-0074		Luc	Ø 28,60 254,0x57	LUC, 18Q	
2.8 TDi, 4WD Eng.8140.43 (90kW)	-99		F		22-0154-0		Gir	Th 19,5	14Q
	-99		F		22-0155-0		Gir	Th 19,5	18Q
	99-		F		22-0154-1		Gir	Th 19,5	14Q
	99-		F		22-0155-1		Gir	Th 19,5	18Q
	11/01-3/02		F		23-0340			Ø 280,0 Th 24,0-21,9	Vent., 14Q
	97-02		F		23-0341			Ø 300,0 Th 24,0-21,9	Vent., 18Q
	11/01-3/02		R		23-0731			Ø 280,0 Th 16,0-14,2	14Q
	11/01-3/02		R		23-0732			Ø 280,0 Th 16,0-14,2	18Q
	10/97-4/02		R		53-0089	53-0089K		170,0x45	4WD
	10/97-4/02		R		53-0073		Luc	254,0x57	18Q, Hand Brake

		Spare Parts	F/R	L/R	METELLI ref.	METELLI ref. w/KIT		DIMENSIONS mm.	NOTE
2.8 TDi, 4WD Eng.8140.43 (90kW)	10/97-4/02		R		53-0072		Luc	254,0x57	9-10-14Q, Hand Brake
	97-02		R		18-0013			Ø 254,0	14Q
	97-02		R		18-0016			Ø 254,0	18Q
	97-02		R		51-0073		Luc	Ø 25,40 254,0x57	LUC, 10-14Q
	97-02		R		51-0074		Luc	Ø 28,60 254,0x57	LUC, 18Q
<b>Ducato IV (244, Z) 4/02-1/06</b>									
2.0 JTD Eng.RHV(DW10) (62kW)	4/02-1/06		F		22-0325-0		Bre	Th 19,5	
	02-		F		23-0340			Ø 280,0 Th 24,0-21,9	Vent., 10-14Q
	02-		F		23-0341			Ø 300,0 Th 24,0-21,9	Vent., 18Q
	02-		R		23-0731			Ø 280,0 Th 16,0-14,2	10-14Q
	02-		R		23-0732			Ø 280,0 Th 16,0-14,2	18Q
	4/02-1/06		R		53-0089	53-0089K		170,0x45	
	4/02-1/06		R		53-0082		Ap	254,0x57	
	4/02-1/06		R		53-0073		Luc	254,0x57	Hand Brake
	02-06		R		51-0074		Luc	Ø 28,60 254,0x57	LUC, 18Q
	2.0, Bipower Eng.RFL(XU10J2U) (81kW)	4/02-1/06		F		22-0325-0		Bre	Th 19,5
4/02-1/06			F		22-0326-0		Bre	Th 19,5	Maxi
4/02-1/06			R		22-0532-0		Bre	Th 20,0	Maxi
02-			F		23-0340			Ø 280,0 Th 24,0-21,9	Vent., 10-14Q
02-			F		23-0341			Ø 300,0 Th 24,0-21,9	Vent., 18Q
02-			R		23-0731			Ø 280,0 Th 16,0-14,2	10-14Q
02-			R		23-0732			Ø 280,0 Th 16,0-14,2	18Q
4/02-1/06			R		53-0089	53-0089K		170,0x45	
4/02-1/06			R		53-0082		Ap	254,0x57	
2.3 JTD Eng.F1AE0481C (81kW)		4/02-1/06		F		22-0325-0		Bre	Th 19,5
	4/02-1/06		F		22-0326-0		Bre	Th 19,5	Maxi
	4/02-1/06		R		22-0532-0		Bre	Th 20,0	Maxi
	02-		F		23-0340			Ø 280,0 Th 24,0-21,9	Vent., 10-14Q
	02-		F		23-0341			Ø 300,0 Th 24,0-21,9	Vent., 18Q
	02-		R		23-0731			Ø 280,0 Th 16,0-14,2	10-14Q
	02-		R		23-0732			Ø 280,0 Th 16,0-14,2	18Q
	4/02-1/06		R		53-0089	53-0089K		170,0x45	
	4/02-1/06		R		53-0082		Ap	254,0x57	
	4/02-1/06		R		53-0073		Luc	254,0x57	Hand Brake
2.8 JTD Power Eng.8140.43N (107kW)	5/04-		F		22-0325-0		Bre	Th 19,5	
	5/04-		F		22-0326-0		Bre	Th 19,5	Maxi
	5/04-		R		22-0532-0		Bre	Th 20,0	15Q
	5/04-		R		22-0532-0		Bre	Th 20,0	Maxi
	04-		F		23-0340			Ø 280,0 Th 24,0-21,9	Vent., 10-14Q
	04-		F		23-0341			Ø 300,0 Th 24,0-21,9	Vent., 18Q
	04-		R		23-0731			Ø 280,0 Th 16,0-14,2	10-14Q
	04-		R		23-0732			Ø 280,0 Th 16,0-14,2	18Q
	5/04-1/06		R		53-0089	53-0089K		170,0x45	
	5/04-1/06		R		53-0082		Ap	254,0x57	
2.8 JTD, 4WD Eng.8140.43S (94kW)	4/02-1/06		F		22-0325-0		Bre	Th 19,5	
	4/02-1/06		F		22-0326-0		Bre	Th 19,5	Maxi
	4/02-1/06		R		22-0532-0		Bre	Th 20,0	15Q
	4/02-1/06		R		22-0532-0		Bre	Th 20,0	Maxi
	02-		F		23-0340			Ø 280,0 Th 24,0-21,9	Vent., 10-14Q
	02-		F		23-0341			Ø 300,0 Th 24,0-21,9	Vent., 18Q
	02-		R		23-0731			Ø 280,0 Th 16,0-14,2	10-14Q
	02-		R		23-0732			Ø 280,0 Th 16,0-14,2	18Q
	4/02-1/06		R		53-0089	53-0089K		170,0x45	
	4/02-1/06		R		53-0082		Ap	254,0x57	
<b>Ducato V (250,251) 2/06-</b>									
100 MJT Eng.4HV (74kW)	2/06-		F		22-0708-0		Bre	Th 19,0	
	2/06-		R		22-0710-0		Bre	Th 19,0	
	06-		F		23-0340			Ø 280,0 Th 24,0-21,9	Vent., 11-15Q
	06-		F		23-0884			Ø 280,0 Th 28,0-25,9	Vent., 17Q Mod. Light
	06-		F		23-0341			Ø 300,0 Th 24,0-21,9	Vent., 17Q Mod. Heavy
	06-		F		23-0885			Ø 300,0 Th 32,0-29,9	Vent., 20Q
	06-		R		23-0912			Ø 280,0 Th 16,0-14,2	17Q Heavy
	06-		R		23-0952			Ø 280,0 Th 16,0-14,2	Vent., 11-15Q
	06-		R		23-0911			Ø 300,0 Th 16,0-14,2	20Q
	2/06-		R		53-0094	53-0095K		172,0x40	
120 MJT Eng.F1AE0481D (88kW)	2/06-		F		22-0708-0		Bre	Th 19,0	
	2/06-		F		22-0709-0		Bre	Th 19,0	Maxi


















































		Spare Parts	F/R	L/R	METELLI ref.	METELLI ref. w/KIT		DIMENSIONS mm.	NOTE	
120 MJT Eng.F1AE0481D (88kW)	2/06-		R		<b>22-0710-0</b>		Bre	Th 19,0		
	06-		F		<b>23-0340</b>			Ø 280,0 Th 24,0-21,9	Vent., 11-15Q	
	06-		F		<b>23-0884</b>			Ø 280,0 Th 28,0-25,9	Vent., 17Q Mod. Light	
	06-		F		<b>23-0341</b>			Ø 300,0 Th 24,0-21,9	Vent., 17Q Mod. Heavy	
	06-		F		<b>23-0885</b>			Ø 300,0 Th 32,0-29,9	Vent., 20Q	
	06-		R		<b>23-0912</b>			Ø 280,0 Th 16,0-14,2	17 Q Heavy	
	06-		R		<b>23-0952</b>			Ø 280,0 Th 16,0-14,2	Vent., 11-15Q	
	06-		R		<b>23-0911</b>			Ø 300,0 Th 16,0-14,2	20 Q	
	2/06-		R		<b>53-0094</b>	<b>53-0095K</b>		172,0x40		
	130 MJT Eng.F1AE0481N (96kW)	06-		F		<b>22-0708-0</b>		Bre	Th 19,0	
06-			F		<b>22-0709-0</b>		Bre	Th 19,0	Maxi	
06-			R		<b>22-0710-0</b>		Bre	Th 19,0		
06-			F		<b>23-0340</b>			Ø 280,0 Th 24,0-21,9	Vent., 11-15Q	
06-			F		<b>23-0884</b>			Ø 280,0 Th 28,0-25,9	Vent., 17Q Mod. Light	
06-			F		<b>23-0341</b>			Ø 300,0 Th 24,0-21,9	Vent., 17Q Mod. Heavy	
06-			F		<b>23-0885</b>			Ø 300,0 Th 32,0-29,9	Vent., 20Q	
2/06-			R		<b>53-0094</b>	<b>53-0095K</b>		172,0x40		
160 MJT Eng.F1CE0481D (117kW)		2/06-		F		<b>22-0708-0</b>		Bre	Th 19,0	
		2/06-		F		<b>22-0709-0</b>		Bre	Th 19,0	Maxi
	2/06-		R		<b>22-0710-0</b>		Bre	Th 19,0		
	06-		F		<b>23-0340</b>			Ø 280,0 Th 24,0-21,9	Vent., 11-15Q	
	06-		F		<b>23-0884</b>			Ø 280,0 Th 28,0-25,9	Vent., 17Q Mod. Light	
	06-		F		<b>23-0341</b>			Ø 300,0 Th 24,0-21,9	Vent., 17Q Mod. Heavy	
	06-		F		<b>23-0885</b>			Ø 300,0 Th 32,0-29,9	Vent., 20Q	
	06-		R		<b>23-0912</b>			Ø 280,0 Th 16,0-14,2	17 Q Heavy	
	06-		R		<b>23-0952</b>			Ø 280,0 Th 16,0-14,2	Vent., 11-15Q	
	06-		R		<b>23-0911</b>			Ø 300,0 Th 16,0-14,2	20 Q	
3.0 Nat. Power (100kW)	2/06-		R		<b>53-0094</b>	<b>53-0095K</b>		172,0x40		
<b>Fiorino I (127) 10/77-12/87</b>										
0.8 (28kW)	7/78-2/82		R		<b>53-0063</b>		Fiat	185,0x31	Fitted Adjuster, Hand Brake	
	78-81		R		<b>18-0003</b>			Ø 185,0		
0.9 Eng.100GL.000 (33kW)	-82		F		<b>22-0001-0</b>		Bdx	Th 17,5		
	82-		F		<b>22-0028-0</b>		Ate	Th 16,0		
	10/77-12/84		R		<b>53-0063</b>		Fiat	185,0x31	Fitted Adjuster, Hand Brake	
	77-84		R		<b>18-0003</b>			Ø 185,0		
1.0 Eng.127A.000/ B (37kW)	-82		F		<b>22-0001-0</b>		Bdx	Th 17,5		
	82-		F		<b>22-0028-0</b>		Ate	Th 16,0		
	80-87		F		<b>23-0014</b>			Ø 227,0 Th 11,0-9,0		
	1/80-12/87		R		<b>53-0063</b>		Fiat	185,0x31	Fitted Adjuster, Hand Brake	
	80-87		R		<b>18-0003</b>			Ø 185,0		
1.3 D, Panorama Eng.127A5.000/ 146B1 (33kW)	82-		F		<b>22-0028-0</b>		Ate	Th 16,0		
	81-86		F		<b>23-0014</b>			Ø 227,0 Th 11,0-9,0		
	4/81-12/86		R		<b>53-0063</b>		Fiat	185,0x31	Fitted Adjuster, Hand Brake	
81-86		R		<b>18-0003</b>			Ø 185,0			
<b>Fiorino II (147) 1/86-12/93</b>										
1.0 Eng.127A000 (37kW)	1/80-12/87		R		<b>53-0063</b>		Fiat	185,0x31	Fitted Adjuster, Hand Brake	
1.0, Pick up Eng.156A.000 (41kW)	12/86-4/88		F		<b>22-0057-0</b>		Ate	Th 18,0		
	12/86-4/88		F		<b>22-0057-2</b>		Ate	Th 18,0		
	86-88		F		<b>23-0014</b>			Ø 227,0 Th 11,0-9,0		
	12/86-4/88		R		<b>53-0063</b>		Fiat	185,0x31	Fitted Adjuster, Hand Brake	
	86-88		R		<b>18-0003</b>			Ø 185,0		
1.1 60 Eng.146A9.000 (40kW)	11/86-12/93		F		<b>22-0057-0</b>		Ate	Th 18,0		
	11/86-12/93		F		<b>22-0057-2</b>		Ate	Th 18,0		
	86-		F		<b>23-0156</b>			Ø 240,0 Th 12,0-10,8		
	11/86-12/93		R		<b>53-0063</b>		Fiat	185,0x31	Fitted Adjuster, Hand Brake	
86-93		R		<b>18-0003</b>			Ø 185,0			
1.3 (49kW)	87-		F		<b>23-0156</b>			Ø 240,0 Th 12,0-10,8		
	12/87-8/93		R		<b>53-0063</b>		Fiat	185,0x31	Fitted Adjuster, Hand Brake	
	87-93		R		<b>18-0003</b>			Ø 185,0		
1.3 D Eng.127A5.000 (33kW)	86-		F		<b>22-0028-0</b>		Ate	Th 16,0		
	86-		F		<b>23-0156</b>			Ø 240,0 Th 12,0-10,8		
	86-		F/R		<b>23-0014</b>			Ø 227,0 Th 11,0-9,0		
	1/86-12/88		R		<b>53-0063</b>		Fiat	185,0x31	Fitted Adjuster, Hand Brake	
1.5 i.e. 75 Eng.149C1.000 (55kW)	3/88-		F		<b>23-0156</b>			Ø 240,0 Th 12,0-10,8		
	1/88-8/93		R		<b>53-0063</b>		Fiat	185,0x31	Fitted Adjuster, Hand Brake	
	88-93		R		<b>18-0003</b>			Ø 185,0		

		Spare Parts	F/R	L/R	METELLI ref.	METELLI ref. w/KIT		DIMENSIONS mm.	NOTE
1.7 D Eng.149B2.000 (42kW)	1/88-8/93		F		22-0057-0		Ate	Th 18,0	
	1/88-8/93		F		22-0057-2		Ate	Th 18,0	
	3/88-		F		23-0156			Ø 240,0 Th 12,0-10,8	
	1/88-8/93		R		53-0063		Fiat	185,0x31	Fitted Adjuster, Hand Brake
	88-93		R		18-0003			Ø 185,0	
1.7 D Eng.149B3.000 (44kW)	12/87-12/90		F		22-0057-0		Ate	Th 18,0	
	12/87-12/90		F		22-0057-2		Ate	Th 18,0	
	87-		F		23-0156			Ø 240,0 Th 12,0-10,8	
	12/87-12/90		R		53-0063		Fiat	185,0x31	Fitted Adjuster, Hand Brake
	87-90		R		18-0003			Ø 185,0	
<b>Fiorino III (146) 1/93-12/06</b>									
1.3 (43kW)	6/94-9/98		R		53-0067	53-0067J	Bdx	228,6x42	Hand Brake
1.3 70 Eng.146A5.000 (49kW)	93-94		F		23-0156			Ø 240,0 Th 12,0-10,8	
	10/93-12/94		R		53-0067	53-0067J	Bdx	228,6x42	Hand Brake
	93-		R		18-0009			Ø 228,3	
	93-		R		51-0055		Bdx	Ø 20,64 228,0x40	RAI
1.4 i.e. 70, Pick-up Eng.146C5.000/146D5.000 (49kW)	1/93-		F		22-0057-3		Ate	Th 18,0	
	92-		F		23-0156			Ø 240,0 Th 12,0-10,8	
	1/93-12/06		R		53-0075		Ap	228,6x42	
	1/93-12/06		R		53-0087		Bdx	228,6x42	
	92-		R		18-0009			Ø 228,3	
1.6 i.e. 75, Pick up Eng.146C6.000/146D6.000 (55kW)	10/93-		F		22-0057-3		Ate	Th 18,0	
	93-		F		23-0156			Ø 240,0 Th 12,0-10,8	
	10/93-12/06		R		53-0075		Ap	228,6x42	
	10/93-12/06		R		53-0067	53-0067J	Bdx	228,6x42	Box Type Car, Hand Brake
	10/93-12/06		R		53-0087		Bdx	228,6x42	Pick up
1.7 D Eng.146B2.000 (42kW)	93-		R		18-0009			Ø 228,3	
	93-		R		51-0055		Bdx	Ø 20,64 228,0x40	RAI
	10/93-		F		22-0057-3		Ate	Th 18,0	
	93-		F		23-0156			Ø 240,0 Th 12,0-10,8	
	10/93-12/06		R		53-0075		Ap	228,6x42	
1.7 TD 65, Pick up Eng.146D7.000 (46kW)	10/93-12/06		R		53-0067	53-0067J	Bdx	228,6x42	Box Type Car, Hand Brake
	10/93-12/06		R		53-0087		Bdx	228,6x42	Pick up
	93-		R		18-0009			Ø 228,3	
	93-		R		51-0055		Bdx	Ø 20,64 228,0x40	RAI
	1/97-		F		22-0057-3		Ate	Th 18,0	
1.7 TD 65, Pick up Eng.146D7.000 (46kW)	97-		F		23-0156			Ø 240,0 Th 12,0-10,8	
	1/97-12/06		R		53-0087		Bdx	228,6x42	
	97-		R		18-0022			Ø 228,3	
<b>Fiorino IV (225) 1/07-</b>									
1.3 MJT 16v Eng.199A2.000 (55kW)	1/07-		F		22-0321-0		Bosch	Th 18,0	
	07-		F		23-0407			Ø 257,0 Th 22,0-20,2	Vent.
	1/07-		R		53-0099		Ap	228,6x43	Hand Brake
	07-		R		51-0227		Ap	Ø 20,64 228,6x43	AP
1.4 8v Eng.KFV (54kW)	1/07-		F		22-0321-0		Bosch	Th 18,0	
	07-		F		23-0407			Ø 257,0 Th 22,0-20,2	Vent.
	1/07-		R		53-0099		Ap	228,6x43	Hand Brake
1.4 8v Eng.KFV (54kW)	07-		R		51-0227		Ap	Ø 20,64 228,6x43	AP
<b>Grande Punto Van (299) 9/05-</b>									
1.3 MJT 16v Eng.199A2.000 (55kW)	9/05-		F		22-0321-0		Bosch	Th 18,0	
	05-		F		23-0835			Ø 256,0 Th 22,0-20,0	Vent., IW
1.3 MJT 16v Eng.199A3.000 (66kW)	9/05-		F		22-0322-0		Bosch	Th 19,0	
	05-		F		23-0859			Ø 284,0 Th 22,0-20,0	Vent.
1.4 Eng.350A1.000 (57kW)	9/05-		F		22-0321-0		Bosch	Th 18,0	
	05-		F		23-0835			Ø 256,0 Th 22,0-20,0	Vent., IW
<b>Idea Van 1/04-</b>									
1.3 MJT Eng.188A9.000 (51kW)	1/04-		F		22-0321-1		Bosch	Th 18,0	
	04-		F		23-0407			Ø 257,0 Th 22,0-20,2	Vent.
	04-		R		18-0019			Ø 203,2	
1.3 MJT Eng.199A3.000 (66kW)	1/04-		F		22-0322-1		Bosch	Th 19,0	
	05-		F		23-0369			Ø 284,0 Th 22,0-20,2	Vent.
	05-		R		18-0022			Ø 228,3	
1.4 Eng.192B2000 (66kW)	03-		F		22-0321-1		Bosch	Th 18,0	
	03-		F		23-0407			Ø 257,0 Th 22,0-20,2	Vent.
	03-		R		18-0019			Ø 203,2	
	03-3/04		R		51-0220		Ap	Ø 22,00 203,2x39	AP















































		Spare Parts	F/R	L/R	METELLI ref.	METELLI ref. w/KIT		DIMENSIONS mm.	NOTE
1.4 Eng.192B2000 (66kW)	3/04-6/05		R		51-0219		Ap	Ø 22,00 203,0x38	AP
1.4 16v Eng.843A1.000 (70kW)	1/04-		F		22-0321-1		Bosch	Th 18,0	
	04-		F		23-0407			Ø 257,0 Th 22,0-20,2	Vent.
	1/04-		R		18-0019			Ø 203,2	
1.9 JTD Eng.188B2.000 (74kW)	04-		F		23-0369			Ø 284,0 Th 22,0-20,2	Vent.
	04-		R		18-0022			Ø 228,3	
<b>Marengo 1/83-</b>									
1.9 JTD Eng.182A7.000 (74kW)	1/99-		F		22-0082-0		Ate	Th 17,5	
1.9 JTD Eng.182B4.000 (77kW)	1/99-		F		22-0082-0		Ate	Th 17,5	
1.9 JTD Eng.186A6.000 (81kW)	1/99-		F		22-0082-0		Ate	Th 17,5	
1.9 TD 100 Eng.182A7.000 (74kW)	1/96-		F		22-0082-0		Ate	Th 17,5	
1.9 TD 75 Eng.182A8.000 (55kW)	1/96-		F		22-0079-0		Ate	Th 17,5	
All models Marea	97-		F		23-0231			Ø 257,0 Th 20,0-18,2	Vent.
All models Regata	1/83-1/90		F		22-0030-1		Gir	Th 17,5	1.9D, TD
	83-90		F		23-0083			Ø 257,0 Th 12,0-10,8	
All models Tempra	90-96		F		23-0231			Ø 257,0 Th 20,0-18,2	Vent.
Tempra 1.9 D Eng.160A7.000 (48kW)	1/90-1/93		F		22-0030-1		Gir	Th 17,5	
	90-93		R		18-0009			Ø 228,3	
Tempra 1.9 TD Eng.160A6.000/ 160D1.000 (66kW)	1/90-1/93		F		22-0030-1		Gir	Th 17,5	
	90-93		R		18-0009			Ø 228,3	
<b>Multipla Van 4/99-</b>									
1.6 16v Eng.182B6.000 (76kW)	-00		F		22-0083-0		Ate	Th 19,0	
	00-05		F		22-0083-2		Ate	Th 19,0	
	05-		F		22-0322-0		Bosch	Th 19,0	
	4/99-		F		23-0298			Ø 283,9 Th 22,0-20,2	Vent.
	02-		R		23-0193			Ø 251,0 Th 10,0-9,0	+/-VDC
	4/99-02		R		18-0022			Ø 228,3	
1.9 JTD Eng.186A8.000 (85kW)	4/99-		R		51-0090		Bdx	Ø 20,64 228,0x40	RAI
	-05		F		22-0083-2		Ate	Th 19,0	
			F		22-0322-0		Bosch	Th 19,0	
	02-		F		23-0298			Ø 283,9 Th 22,0-20,2	Vent.
	02-		R		23-0193			Ø 251,0 Th 10,0-9,0	+/-VDC
02-		R		18-0022			Ø 228,3		
1.9 JTD Eng.186A9.000 (88kW)	04-05		F		22-0083-2		Ate	Th 19,0	
	05-		F		22-0322-0		Bosch	Th 19,0	
	04-		F		23-0298			Ø 283,9 Th 22,0-20,2	Vent.
	04-		R		23-0193			Ø 251,0 Th 10,0-9,0	+/-VDC
	04-		R		18-0022			Ø 228,3	
<b>Panda Van I (141A) 1/86-8/98</b>									
0.75 Eng.141B.000 (25kW)	86-95		F		23-0014			Ø 227,0 Th 11,0-9,0	
	1/86-1/95		R		53-0063		Fiat	185,0x31	Fitted Adjuster, Hand Brake
	86-95		R		18-0003			Ø 185,0	
1.0 i.e. Kat, 4WD	10/87-8/98		F		22-0033-0		Bdx	Th 18,0	
Eng.141C2.000/156A2.246 (33kW)	87-98		F		23-0014			Ø 227,0 Th 11,0-9,0	
	87-98		R		18-0003			Ø 185,0	
1.0, 4WD Eng.156A2.100/ 156A3.100 (32kW)	1/86-4/92		F		22-0033-0		Bdx	Th 18,0	
	86-92		F		23-0014			Ø 227,0 Th 11,0-9,0	
	86-92		R		18-0003			Ø 185,0	
1.3 D Eng.156A5.000 (27kW)	4/86-12/92		F		22-0033-0		Bdx	Th 18,0	
	86-92		F		23-0014			Ø 227,0 Th 11,0-9,0	
	86-92		R		18-0003			Ø 185,0	
<b>Panda Van II (271) 9/03-</b>									
1.1 Eng.187A1.000 (40kW)	9/03-		F		22-0159-1		Bdx	Th 17,0	
	10/03-		F		23-0232			Ø 240,5 Th 10,9-9,2	
	03-		R		18-0011			Ø 180,0	
	03-		R		51-0181		Ap	Ø 20,64 180,0x32	RAD, -ABS
1.2 Eng.188A4.000 (38kW)	9/03-		F		22-0159-1		Bdx	Th 17,0	
	9/03-		F		22-0638-0		Bosch	Th 17,5	4WD
	9/03-		R		22-0324-0		Gir	Th 14,0	4WD
	10/03-		F		23-0232			Ø 240,5 Th 10,9-9,2	
	03-		R		18-0011			Ø 180,0	
1.2, 4x4 Eng.188A4.000 (44kW)	03-		R		51-0181		Ap	Ø 20,64 180,0x32	RAD, -ABS
	9/03-		F		22-0159-1		Bdx	Th 17,0	
	9/03-		F		22-0638-0		Bosch	Th 17,5	4WD
	9/03-		R		22-0324-0		Gir	Th 14,0	4WD
	10/03-		F		23-0232			Ø 240,5 Th 10,9-9,2	
	03-		R		18-0011			Ø 180,0	










		Spare Parts	F/R	L/R	METELLI ref.	METELLI ref. w/KIT		DIMENSIONS mm.	NOTE
1.2, 4x4 Eng.188A4.000 (44kW)	03-		R		51-0181		Ap	Ø 20,64 180,0x32	RAD, -ABS
1.3 JTD Eng.169A1.000 (55kW)	06-		F		22-0638-0		Bosch	Th 17,5	
	06-		F		22-0321-0		Bosch	Th 18,0	4WD
	06-		R		22-0324-0		Gir	Th 14,0	4WD
	06-		F		23-0754			Ø 240,0 Th 20,0-18,0	Vent.
	06-		R		18-0011			Ø 180,0	
	06-		R		51-0181		Ap	Ø 20,64 180,0x32	RAD, -ABS
1.3 JTD Eng.188A9.000 (51kW)	9/03-		F		22-0638-0		Bosch	Th 17,5	
	9/03-		F		22-0321-0		Bosch	Th 18,0	4WD
	9/03-		R		22-0324-0		Gir	Th 14,0	4WD
	9/03-		F		23-0754			Ø 240,0 Th 20,0-18,0	Vent.
	9/03-		R		18-0011			Ø 180,0	
	03-		R		51-0181		Ap	Ø 20,64 180,0x32	RAD, -ABS
<b>Punto Van I (176L) 4/96-2/00</b>									
1.1 Eng.176B2.000 (40kW)	4/96-2/00		F		22-0159-1		Bdx	Th 17,0	
	96-00		F		23-0232			Ø 240,5 Th 10,9-9,2	-ABS
	96-00		F		23-0179			Ø 257,5 Th 12,0-10,2	+ABS
	96-00		R		23-0232			Ø 240,5 Th 10,9-9,2	+ABS
	96-00		R		18-0011			Ø 180,0	
1.7 D Eng.176B3.000 (42kW)	4/96-2/00		F		22-0159-1		Bdx	Th 17,0	
	96-00		F		23-0179			Ø 257,5 Th 12,0-10,2	
	96-00		R		18-0011			Ø 180,0	
1.7 TD Eng.176A5.000 (52kW)	-97		F		22-0030-1		Gir	Th 17,5	
	97-		F		22-0079-1		Ate	Th 17,5	
	96-00		F		23-0179			Ø 257,5 Th 12,0-10,2	
	96-00		R		23-0232			Ø 240,5 Th 10,9-9,2	+ABS
	96-00		R		18-0011			Ø 180,0	
<b>Punto Van II (188AX) 2/00-</b>									
1.3 JTD Eng.188A9.000 (51kW)	6/03-		F		22-0082-2		Ate	Th 17,5	
	03-05		F		23-0231			Ø 257,0 Th 20,0-18,2	Vent.
	03-05		R		18-0011			Ø 180,0	
1.9 DS 60 Eng.188A3.000 (44kW)	-03		F		22-0079-2		Ate	Th 17,5	
	-03		F		22-0082-2		Ate	Th 17,5	Vent.
	00-		F		23-0179			Ø 257,5 Th 12,0-10,2	
	2/00-		R		53-0080	53-0080Y	Ap	180,0x32	+ABS, Hand Brake
	2/00-		R		53-0079	53-0079Y	Ap	180,0x32	-ABS
	00-		R		18-0011			Ø 180,0	
1.9 JTD Eng.188A7.000 (63kW)	2/00-		F		22-0082-2		Ate	Th 17,5	
	00-		F		23-0231			Ø 257,0 Th 20,0-18,2	Vent.
	2/00-		R		53-0080	53-0080Y	Ap	180,0x32	+ABS, Hand Brake
	2/00-		R		53-0079	53-0079Y	Ap	180,0x32	-ABS
	00-		R		18-0011			Ø 180,0	
<b>Punto Van II (188AX) 2/00-8/05</b>									
1.2 Eng.188A4.000 (44kW)	2/00-		F		22-0159-1		Bdx	Th 17,0	
	00-		F		23-0232			Ø 240,5 Th 10,9-9,2	
	2/00-		R		53-0080	53-0080Y	Ap	180,0x32	+ABS, Hand Brake
	2/00-		R		53-0079	53-0079Y	Ap	180,0x32	-ABS
	00-		R		18-0011			Ø 180,0	
2/00-6/03		R		51-0145		Ap	Ø 20,64 180,0x30	RAD, -ABS	
<b>Qubo IV (300) 1/08-</b>									
1.3 JTD Eng.199A2.000 (55kW)	08-		F		22-0321-0		Bosch	Th 18,0	
	08-		F		23-0407			Ø 257,0 Th 22,0-20,2	Vent.
	08-		R		53-0099		Ap	228,6x43	Hand Brake
	08-		R		51-0227		Ap	Ø 20,64 228,6x43	AP
1.4 Eng.KFV (54kW)	08-		F		22-0321-0		Bosch	Th 18,0	
	08-		F		23-0407			Ø 257,0 Th 22,0-20,2	Vent.
	08-		R		53-0099		Ap	228,6x43	Hand Brake
	08-		R		51-0227		Ap	Ø 20,64 228,6x43	AP
1.4 8v Eng.350A1.000 (57kW)	09-		F		22-0321-0		Bosch	Th 18,0	
	09-		F		23-0407			Ø 257,0 Th 22,0-20,2	Vent.
	09-		R		53-0099		Ap	228,6x43	
	09-		R		51-0227		Ap	Ø 20,64 228,6x43	AP
<b>Scudo I (220L) 2/96-12/06</b>									
1.6 Eng.220A2.000 (58kW)	-04		F		22-0105-0		Bdx	Th 19,0	Disc 257x20 mm
	-04		F		22-0072-3		Gir	Th 19,0	Disc 281x26 mm
	96-		F		23-0402		Bdx	Ø 257,0 Th 20,0-18,2	Vent.
	96-		F		23-0338		Luc	Ø 281,0 Th 26,0-24,2	Vent.
	2/96-12/06		R		53-0074	53-0074Y	Bdx	256,0x61	Hand Brake

		Spare Parts	F/R	L/R	METELLI ref.	METELLI ref. w/KIT		DIMENSIONS mm.	NOTE
1.6 Eng.220A2.000 (58kW)	96-		R		18-0017			Ø 255,0	
	96-		R		51-0066		Bdx	Ø 19,05 255,0x60	RAI
1.9 D Eng.D9B/ D8A/ U (51kW)	-04		F		22-0072-3		Gir	Th 19,0	Disc 281x26 mm
	04-		F		22-0530-0		Gir	Th 19,0	Disc 285x28 mm
	2/96-		F		22-0105-0		Bdx	Th 19,0	Disc 257x20 mm
	96-		F		23-0402		Bdx	Ø 257,0 Th 20,0-18,2	Vent.
	96-		F		23-0338		Luc	Ø 281,0 Th 26,0-24,2	Vent.
	2/96-12/06		R		53-0074	53-0074Y	Bdx	256,0x61	Hand Brake
	96-		R		18-0017			Ø 255,0	
	96-		R		51-0066		Bdx	Ø 19,05 255,0x60	RAI
1.9 D Eng.WJZ(DW8) (51kW)	-04		F		22-0072-3		Gir	Th 19,0	Disc 281x26 mm
	04-		F		22-0530-0		Gir	Th 19,0	Disc 285x28 mm
	4/98-		F		22-0105-0		Bdx	Th 19,0	Disc 257x20 mm
	98-		F		23-0402		Bdx	Ø 257,0 Th 20,0-18,2	Vent.
	98-		F		23-0338		Luc	Ø 281,0 Th 26,0-24,2	Vent.
	4/98-12/06		R		53-0074	53-0074Y	Bdx	256,0x61	Hand Brake
	98-		R		18-0017			Ø 255,0	
	98-		R		51-0066		Bdx	Ø 19,05 255,0x60	RAI
1.9 TD Eng.D8B (68kW)	-04		F		22-0105-0		Bdx	Th 19,0	Disc 257x20 mm
	-04		F		22-0072-3		Gir	Th 19,0	Disc 281x26 mm
	98-		F		23-0402		Bdx	Ø 257,0 Th 20,0-18,2	Vent.
	98-		F		23-0338		Luc	Ø 281,0 Th 26,0-24,2	Vent.
	2/98-12/06		R		53-0074	53-0074Y	Bdx	256,0x61	Hand Brake
	98-		R		18-0017			Ø 255,0	
1.9 TD Eng.DHX(XUD9TF-L) (66kW)	-04		F		22-0105-0		Bdx	Th 19,0	Disc 257x20 mm
	-04		F		22-0072-3		Gir	Th 19,0	Disc 281x26 mm
	96-		F		23-0402		Bdx	Ø 257,0 Th 20,0-18,2	Vent.
	96-		F		23-0338		Luc	Ø 281,0 Th 26,0-24,2	Vent.
	2/96-12/06		R		53-0074	53-0074Y	Bdx	256,0x61	Hand Brake
	96-		R		18-0017			Ø 255,0	
2.0 Eng.RFN(EW10J4) (100kW)	-04		F		22-0072-3		Gir	Th 19,0	Disc 281x26 mm
	04-		F		22-0530-0		Gir	Th 19,0	Disc 285x28 mm
	9/02-		F		22-0105-0		Bdx	Th 19,0	Disc 257x20 mm
	02-		F		23-0402		Bdx	Ø 257,0 Th 20,0-18,2	Vent.
	02-		F		23-0338		Luc	Ø 281,0 Th 26,0-24,2	Vent.
	9/02-12/06		R		53-0074	53-0074Y	Bdx	256,0x61	Hand Brake
	02-		R		51-0066		Bdx	Ø 19,05 255,0x60	RAI
	2.0 JTD Eng.RHX (69kW)	-04		F		22-0072-3		Gir	Th 19,0
04-			F		22-0530-0		Gir	Th 19,0	Disc 285x28 mm
12/99-			F		22-0105-0		Bdx	Th 19,0	Disc 257x20 mm
			F		23-0338			Ø 281,0 Th 26,0-24,2	Ch 09156-09792, Vent.
			F		23-0615			Ø 285,0 Th 28,0-26,0	Ch 09793-, Vent.
99-			F		23-0402			Ø 257,0 Th 20,0-18,2	Ch -09155, Vent.
12/99-12/06			R		53-0074	53-0074Y	Bdx	256,0x61	Hand Brake
99-			R		18-0017			Ø 255,0	
2.0 JTD Eng.RHZ(DW10ATED) (80kW)	-04		F		22-0072-3		Gir	Th 19,0	Disc 281x26 mm
	04-		F		22-0530-0		Gir	Th 19,0	Disc 285x28 mm
	12/02-		F		22-0105-0		Bdx	Th 19,0	Disc 257x20 mm
			F		23-0338			Ø 281,0 Th 26,0-24,2	Ch 09156-09792, Vent.
			F		23-0615			Ø 285,0 Th 28,0-26,0	Ch 09793-, Vent.
	02-		F		23-0402			Ø 257,0 Th 20,0-18,2	Ch -09155, Vent.
	12/02-12/06		R		53-0074	53-0074Y	Bdx	256,0x61	Hand Brake
	02-		R		18-0017			Ø 255,0	
<b>Scudo II (272) 1/07-</b>									
1.6 JTD Eng.DV6UTED4 (66kW)	1/07-		F		22-0707-0		Gir	Th 18,5	10-12Q
	1/07-		R		22-0712-0		Gir	Th 16,5	12Q
	07-		F		23-0887			Ø 280,0 Th 28,0-26,0	Vent., Rear Drum Brake
	07-		F		23-0886			Ø 304,0 Th 28,0-26,0	Vent., Rear Disc Brake
	07-		R		23-0888			Ø 290,0 Th 14,0-12,0	
	1/07-		R		53-0073		Luc	254,0x57	Hand Brake
	07-		R		51-0169		Luc	Ø 22,20 254,0x57	LUC
2.0 JTD Eng.DW10BTED4/RHR (100kW)	1/07-		F		22-0707-0		Gir	Th 18,5	
	1/07-		R		22-0712-0		Gir	Th 16,5	
	07-		F		23-0886			Ø 304,0 Th 28,0-26,0	Vent.
	07-		R		23-0888			Ø 290,0 Th 14,0-12,0	

		Spare Parts	F/R	L/R	METELLI ref.	METELLI ref. w/KIT		DIMENSIONS mm.	NOTE
2.0 JTD Eng.DW10BTED4/RHR (100kW)	07-		R		51-0169		Luc	Ø 22,20 254,0x57	LUC
2.0 JTD Eng.DW10UTED4/RHK (88kW)	1/07-		F		22-0707-0		Gir	Th 18,5	
	1/07-		R		22-0712-0		Gir	Th 16,5	
	07-		F		23-0886			Ø 304,0 Th 28,0-26,0	Vent.
	07-		R		23-0888			Ø 290,0 Th 14,0-12,0	
	07-		R		51-0169		Luc	Ø 22,20 254,0x57	LUC
<b>Seicento Van 1/98-</b>									
0.9 i Eng.1170A1.046 (29kW)	1/98-		F		22-0159-1		Bdx	Th 17,0	
	98-		F		23-0232			Ø 240,5 Th 10,9-9,2	
	4/98-		R		18-0024			Ø 185,0	
1.1 i Eng.187A1.000 (40kW)	1/98-		F		22-0159-1		Bdx	Th 17,0	
	98-		F		23-0232			Ø 240,5 Th 10,9-9,2	
	4/98-		R		18-0024			Ø 185,0	
<b>Stilo Van 1/03-</b>									
1.4 16v Eng.843A1.000 (70kW)	1/04-		F		23-0407			Ø 257,0 Th 22,0-20,2	Vent., IW
	1/04-		R		23-0193			Ø 251,0 Th 10,0-9,0	IW
1.9 JTD Eng.192A1.000 (85kW)	1/03-		F		22-0322-0		Bosch	Th 19,0	
	1/03-		R		22-0323-0		Bosch	Th 16,5	
	03-		F		23-0369			Ø 284,0 Th 22,0-20,2	Vent.
	03-		R		23-0193			Ø 251,0 Th 10,0-9,0	
1.9 JTD Eng.192A3.000 (58kW)	1/03-		F		22-0322-0		Bosch	Th 19,0	
	1/03-		R		22-0323-0		Bosch	Th 16,5	
	03-		F		23-0369			Ø 284,0 Th 22,0-20,2	Vent.
	03-		R		23-0193			Ø 251,0 Th 10,0-9,0	
1.9 JTD Eng.192A5.000 (103kW)	1/03-		F		22-0322-0		Bosch	Th 19,0	
	1/03-		R		22-0323-0		Bosch	Th 16,5	
	03-		F		23-0571			Ø 281,0 Th 26,0-24,2	Vent., IW
	03-		R		23-0193			Ø 251,0 Th 10,0-9,0	IW
1.9 JTD Eng.192A8.000 (88kW)	1/05-		F		22-0322-0		Bosch	Th 19,0	
	1/05-		R		22-0323-0		Bosch	Th 16,5	
	05-		F		23-0369			Ø 284,0 Th 22,0-20,2	Vent.
	05-		R		23-0193			Ø 251,0 Th 10,0-9,0	
1.9 JTD Eng.937A4.000 (93kW)	1/03-		F		22-0322-0		Bosch	Th 19,0	
	1/03-		R		22-0323-0		Bosch	Th 16,5	
	03-		F		23-0571			Ø 281,0 Th 26,0-24,2	Vent., IW
	05-		R		23-0193			Ø 251,0 Th 10,0-9,0	
1.9 JTD Eng.937A5.000 (110kW)	1/05-		F		22-0322-0		Bosch	Th 19,0	
	1/05-		R		22-0323-0		Bosch	Th 16,5	
	05-		F		23-0571			Ø 281,0 Th 26,0-24,2	Vent., IW
	05-		R		23-0193			Ø 251,0 Th 10,0-9,0	IW
1.9 JTD (Belgio) Eng.192B1.000 (100kW)	03-		F		23-0571			Ø 281,0 Th 26,0-24,2	Vent., IW
	03-		R		23-0193			Ø 251,0 Th 10,0-9,0	IW
<b>Strada I (178E) 6/99-1/05</b>									
1.2 Eng.188A4.000 (44kW)	4/03-1/05		F		22-0274-2		Ate	Th 18,0	
	03-05		F		23-0231			Ø 257,0 Th 20,0-18,2	Vent.
	4/03-1/05		R		53-0087		Bdx	228,6x42	
	4/03-1/05		R		53-0067	53-0067J	Bdx	228,6x42	Hand Brake
1.2 16v Eng.178B5.000 (54kW)	03-05		R		51-0232		Bdx	Ø 19,05 228,6x42	RAI
	99-05		F		23-0231			Ø 257,0 Th 20,0-18,2	Vent.
	6/99-1/05		R		53-0087		Bdx	228,6x42	
1.7 TD Eng.176A3.000 (51kW)	99-05		R		51-0232		Bdx	Ø 19,05 228,6x42	RAI
	6/99-1/05		F		22-0274-2		Ate	Th 18,0	
	99-05		F		23-0231			Ø 257,0 Th 20,0-18,2	Vent.
	6/99-1/05		R		53-0087		Bdx	228,6x42	
6/99-1/05	R			53-0067	53-0067J	Bdx	228,6x42	TDs, Hand Brake	
1.9 D Eng.223A6.000 (46kW)	99-05		R		51-0232		Bdx	Ø 19,05 228,6x42	RAI
	12/00-1/05		F		22-0274-2		Ate	Th 18,0	
	00-05		F		23-0231			Ø 257,0 Th 20,0-18,2	Vent.
	12/00-1/05		R		53-0075		Ap	228,6x42	Trekking
12/00-1/05	R			53-0087		Bdx	228,6x42		
1.9 JTD Eng.188A2.000 (59kW)	00-05		R		51-0232		Bdx	Ø 19,05 228,6x42	RAI
	4/03-1/05		F		22-0274-2		Ate	Th 18,0	
	03-05		F		23-0231			Ø 257,0 Th 20,0-18,2	Vent.
<b>Strada II (178EXG) 2/05-</b>									
1.2 8v MPI Eng.178B7.045 (44kW)	05-		F		23-0231			Ø 257,0 Th 20,0-18,2	Vent.
	05-		R		51-0232		Bdx	Ø 19,05 228,6x42	RAI





		Spare Parts	F/R	L/R	METELLI ref.	METELLI ref. w/KIT		DIMENSIONS mm.	NOTE
1.2 Trekking (60kW)	11/05-		R		53-0075		Ap	228,6x42	
1.3 MTJ (Germany) Eng.223A9.000 (63kW)	2/05-		F		22-0274-2		Ate	Th 18,0	
	05-		F		23-0231			Ø 257,0 Th 20,0-18,2	Vent.
	2/05-		R		53-0087		Bdx	228,6x42	
	05-		R		51-0232		Bdx	Ø 19,05 228,6x42	RAI
1.6 16v Trekking Eng.178D2.011 (76kW)	05-		F		23-0231			Ø 257,0 Th 20,0-18,2	Vent.
1.7 TD Eng.176A3.000 (51kW)	05-		F		23-0231			Ø 257,0 Th 20,0-18,2	Vent.
	05-		R		51-0232		Bdx	Ø 19,05 228,6x42	RAI
<b>Talento (290) 3/89-3/94</b>									
1.9 D Eng.149B1.000 (52kW)	3/89-3/94		F		22-0031-0		Gir	Th 19,0	7Q
	89-94		F		23-0134			Ø 255,5 Th 16,0-13,5	
	3/89-3/94		R		53-0062		Luc	254,0x57	Hand Brake
	9/89-94		R		18-0013			Ø 254,0	
	89-94		R		51-0103		Luc	Ø 22,22 254,0x57	LUC
2.0 Eng.170B (55kW)	3/89-3/94		F		22-0031-0		Gir	Th 19,0	7Q
	89-94		F		23-0134			Ø 255,5 Th 16,0-13,5	
	3/89-3/94		R		53-0062		Luc	254,0x57	Hand Brake
	9/89-94		R		18-0013			Ø 254,0	
	89-94		R		51-0103		Luc	Ø 22,22 254,0x57	LUC
<b>Ulysse Van 8/02-</b>									
2.0 JTD Eng.RHR (100kW)	06-07		F		22-0530-0		Gir	Th 19,0	
	07-		F		22-0530-2		Gir	Th 19,0	
	06-		R		22-0100-1		Gir	Th 17,0	
	06-		F		23-0615			Ø 285,0 Th 28,0-26,0	Vent.
2.0 JTD Eng.RHW (DW10ATED4) (80kW)	-07		F		22-0530-0		Gir	Th 19,0	
	07-		F		22-0530-2		Gir	Th 19,0	
	8/02-		R		22-0100-1		Gir	Th 17,0	
	02-		F		23-0615			Ø 285,0 Th 28,0-26,0	Vent.
2.2 JTD Eng.4HW (DW12ATED4) (94kW)	02-		R		23-0554			Ø 272,0 Th 12,0-11,0	
	-07		F		22-0530-0		Gir	Th 19,0	
	07-		F		22-0530-2		Gir	Th 19,0	
	02-		F		23-0615			Ø 285,0 Th 28,0-26,0	Vent.
	02-		R		23-0554			Ø 272,0 Th 12,0-11,0	
<b>Uno Van 1/83-10/95</b>									
1.0 Eng.156A2.000 (32kW)	6/86-12/93		F		22-0033-0		Bdx	Th 18,0	
	90-95		F		23-0014			Ø 227,0 Th 11,0-9,0	
	90-95		R		18-0003			Ø 185,0	
1.3 D Eng.146B1.000 (33kW)	1/83-		F		22-0033-0		Bdx	Th 18,0	
	83-		F		23-0014			Ø 227,0 Th 11,0-9,0	
	-93		R		53-0063		Fiat	185,0x31	Fitted Adjuster, Hand Brake
	93-		R		53-0069		Ap	185,0x31	Hand Brake
	83-		R		18-0003			Ø 185,0	
1.4 TD Eng.146B3.000 (52kW)	10/86-10/90		F		22-0030-1		Gir	Th 17,5	
	86-90		F		23-0156			Ø 240,0 Th 12,0-10,8	
	86-90		R		18-0003			Ø 185,0	
1.7 D Eng.146B2.000 (42kW)	9/89-12/93		F		22-0030-1		Gir	Th 17,5	
	89-93		F		23-0156			Ø 240,0 Th 12,0-10,8	
	9/89-12/93		R		53-0063		Fiat	185,0x31	Fitted Adjuster, Hand Brake
	89-93		R		18-0003			Ø 185,0	
1.7 D Eng.149B3.000 (44kW)	1/90-1/95		F		22-0030-1		Gir	Th 17,5	
	90-95		F		23-0156			Ø 240,0 Th 12,0-10,8	
	1/90-1/95		R		53-0069		Ap	185,0x31	Hand Brake
	90-95		R		18-0003			Ø 185,0	

## FORD EUROPE


































































<b>Anglia 1/59-1/67</b>									
1.2 Eng.HMDA (34-35kW)	1/59-1/67		R		53-0101		Luc	203,2x38	Hand Brake
<b>Capri I (ECJ) 12/68-2/74</b>									
1.3 Eng.K13L (35-37-39-48-53kW)	68-72		R		18-0268			Ø 203,0	
1.6 Eng.LE (53-65kW)	72-74		R		18-0268			Ø 203,0	
1.7 Eng.17M/ EV17L (55kW)	12/68-8/72		F		22-0023-0		Gir	Th 15,0	
2.0 Eng.2602E/ 2724E/ 3006E/ 3010E (63-66-69kW)	2/69-2/74		F		22-0023-0		Gir	Th 15,0	
2.3 Eng.YYE/ TV23 (79-92kW)	2/69-2/74		F		22-0023-0		Gir	Th 15,0	
2.6 Eng.UY V6 (92kW)	8/70-2/74		F		22-0023-0		Gir	Th 15,0	

		Spare Parts	F/R	L/R	METELLI ref.	METELLI ref. w/KIT		DIMENSIONS mm.	NOTE
2.6 RS Eng.OZ (110kW)	8/70-2/74		F		22-0023-0		Gir	Th 15,0	
<b>Capri II (GECp) 2/74-12/77</b>									
1.3 Eng.J1E (37kW)	2/74-8/77		R		53-0103		Luc	203,2x38	Hand Brake
	2/74-8/77		R		53-0104		Luc	228,6x45	
	11/74-12/77		R		18-0268			Ø 203,0	
1.3 Eng.J1E/ K13L (40-42kW)	2/74-8/77		R		53-0103		Luc	203,2x38	Hand Brake
	2/74-8/77		R		53-0104		Luc	228,6x45	
	74-77		R		18-0277			Ø 228,6	
1.6 Eng.LAC (50kW)	9/74-12/77		F		22-0023-0		Gir	Th 15,0	
	9/74-12/77		R		53-0104		Luc	228,6x45	
1.6 Eng.LCE (53kW)	2/74-12/77		F		22-0023-0		Gir	Th 15,0	
	2/74-12/77		R		53-0104		Luc	228,6x45	
	74-77		R		18-0277			Ø 228,6	
1.6 Eng.LEC (65kW)	2/74-12/77		F		22-0023-0		Gir	Th 15,0	
	2/74-12/77		R		53-0104		Luc	228,6x45	
2.0 Eng.NYL/ NWN/ TL20H (66-72kW)	4/74-12/77		F		22-0023-0		Gir	Th 15,0	
	4/74-12/77		R		53-0104		Luc	228,6x45	
	74-77		R		18-0277			Ø 228,6	
2.3 Eng.YYE/ TV23 (79kW)	2/74-12/77		F		22-0023-0		Gir	Th 15,0	
	2/74-12/77		R		53-0104		Luc	228,6x45	
	74-77		R		18-0277			Ø 228,6	
3.0 Eng.HYF/ EV30H (101kW)	2/74-12/77		F		22-0023-0		Gir	Th 15,0	
	74-77		R		18-0277			Ø 228,6	
<b>Capri III (GECp) 1/78-4/87</b>									
1.3 Eng.J1E/ K13L (40kW)	1/78-6/85		R		53-0103		Luc	203,2x38	Hand Brake
	78-81		R		18-0268			Ø 203,0	
1.6 Eng.LCN (49-52-54kW)	1/78-4/87		F		22-0023-0		Gir	Th 15,0	
	1/78-4/87		R		53-0104		Luc	228,6x45	
	78-87		R		18-0277			Ø 228,6	
2.0 Eng.NEN/ TL20H/NYL (64-66-74kW)	1/78-12/85		F		22-0023-0		Gir	Th 15,0	
	1/78-12/85		R		53-0104		Luc	228,6x45	
2.3 Super Eng.YYN (84kW)	6/79-12/85		F		22-0023-0		Gir	Th 15,0	
	6/79-12/85		R		53-0104		Luc	228,6x45	
2.8 i T. Eng.TV28 (138-150kW)	1/82-4/87		F		22-0023-0		Gir	Th 15,0	
	82-87		R		18-0272			Ø 228,6	
2.8 Super Inj. Eng.PRN/ TV28 (118kW)	1/81-4/87		F		22-0023-0		Gir	Th 15,0	
	81-87		R		18-0272			Ø 228,6	
3.0 Eng.EV30H (101kW)	1/78-12/81		F		22-0023-0		Gir	Th 15,0	
	78-81		R		18-0272			Ø 228,6	
<b>C-Max II 2/07-</b>									
1.6 Eng.SHDA (74kW)	07-		F		22-0534-0		Ate	Th 18,0	
	07-		R		22-0337-1		Ate	Th 16,5	
	07-		F		23-0685			Ø 278,0 Th 25,0-23,0	Vent.
	07-		R		23-0688			Ø 265,0 Th 11,0-9,0	
1.6 TDCi Eng.G8DB (80kW)	07-		F		23-0685			Ø 278,0 Th 25,0-23,0	Vent.
	07-		R		23-0688			Ø 265,0 Th 11,0-9,0	
	07-		R		23-0924			Ø 280,0 Th 11,0-9,0	
1.6 TDCi Eng.HHDA/B (66kW)	07-		F		22-0534-0		Ate	Th 18,0	
	07-		R		22-0337-1		Ate	Th 16,5	
	-6/07		F		23-0685			Ø 278,0 Th 25,0-23,0	Vent.
	07-		R		23-0688			Ø 265,0 Th 11,0-9,0	
1.8, Flexifuel Eng.Q7DA (92kW)	07-		R		23-0924			Ø 280,0 Th 11,0-9,0	
	07-		F		22-0534-0		Ate	Th 18,0	
2.0 Eng.SYDA/ AODA/B (107kW)	07-		R		22-0337-1		Ate	Th 16,5	
	07-		F		23-0687			Ø 300,0 Th 25,0-23,0	Vent.
	07-		R		23-0686			Ø 280,0 Th 11,0-9,0	
	07-		F		22-0534-0		Ate	Th 18,0	
2.0 TDCi Eng.C20DD0X (81kW)	08-		R		22-0337-1		Ate	Th 16,5	
	08-		F		23-0687			Ø 300,0 Th 25,0-23,0	Vent.
	08-		R		23-0924			Ø 280,0 Th 11,0-9,0	
	07-		F		22-0534-0		Ate	Th 18,0	
2.0 TDCi Eng.G6DB/D (100kW)	07-		R		22-0337-1		Ate	Th 16,5	




















































		Spare Parts	F/R	L/R	METELLI ref.	METELLI ref. w/KIT		DIMENSIONS mm.	NOTE
2.0 TDCi Eng.G6DB/D (100kW)	07-07-		F		23-0687			Ø 300,0 Th 25,0-23,0	Vent.
			R		23-0924			Ø 280,0 Th 11,0-9,0	
<b>Consul (GGCL,FL,NL) 1/72-12/75</b>									
1.7, Coupé, SW Eng.17M/ EV17L (48-51-55kW)	74-75 1/72-12/75		F		23-0138		Luc	Ø 262,0 Th 12,8-11,4	Hand Brake
			R		53-0100			254,0x57	Hand Brake
2.0 Eng.2602E/ 2724E/ 3006E/ 3010E (60-66kW)	74-75 1/72-12/75		F		23-0138		Luc	Ø 262,0 Th 12,8-11,4	Hand Brake
			R		53-0100			254,0x57	Hand Brake
2.0, Coupé, SW Eng.TL20H (73kW)	74-75 1/72-12/75		F		23-0138		Luc	Ø 262,0 Th 12,8-11,4	Hand Brake
			R		53-0100			254,0x57	Hand Brake
2.3, Coupé, SW Eng.YYE/ TV23 (79kW)	74-75 1/72-12/75		F		23-0138		Luc	Ø 262,0 Th 12,8-11,4	Hand Brake
			R		53-0100			254,0x57	Hand Brake
2.5, SW Eng.EV25H (88kW)	72-74		F		23-0137			Ø 262,0 Th 24,2-22,8	Vent.
3.0 Eng.EV30H (101kW)	72-74 1/72-12/74		F		23-0137			Ø 262,0 Th 24,2-22,8	Vent.
			R		53-0100		Luc	254,0x57	Hand Brake
<b>Cortina 10/62-3/72</b>									
1.2, Coupe, Estate Eng.HMDA (34-35kW)	10/62-9/66 62-66		R		53-0101		Luc	203,2x38	Hand Brake
			R		18-0268			Ø 203,0	
1.3 Lotus	-70		F		23-0042			Ø 247,5 Th 12,7-11,4	
1.3, Coupe, Estate Eng.K13L (35-37-40-42kW)	70-72 66-72 8/71-72		F		23-0042			Ø 247,5 Th 12,7-11,4	
			R		18-0268			Ø 203,0	
			R		18-0277			Ø 228,6	
1.5 GT, Coupe, Estate (56kW)	10/62-9/66 62-66		R		53-0101		Luc	203,2x38	Hand Brake
			R		18-0268			Ø 203,0	
1.5, Coupe, Estate (43kW)	10/62-9/66		R		53-0101		Luc	203,2x38	Hand Brake
1.6 GT, Coupe Eng.KL16G (63kW)	70-72		F		23-0042			Ø 247,5 Th 12,7-11,4	
1.6 GT, Coupe, Estate Eng.KL16H (60kW)	-70		F		23-0042			Ø 247,5 Th 12,7-11,4	
1.6 Lotus Spezial Coupe (103kW)	62-66		F		23-0042			Ø 247,5 Th 12,7-11,4	
1.6, Coupe, Estate Eng.TL16L (45-50-51kW)	70-72 67-72		F		23-0042			Ø 247,5 Th 12,7-11,4	
			R		18-0268			Ø 203,0	
2.0, Coupe, Estate (72kW)	70-72		F		23-0042			Ø 247,5 Th 12,7-11,4	
			R		18-0277			Ø 228,6	GT, GLX
2.3 (83kW)	70-72 62-72		F		23-0042			Ø 247,5 Th 12,7-11,4	
			R		18-0277			Ø 228,6	GT, GLX
<b>Cougar (EC) 8/98-12/01</b>									
2.0 16v Eng.EDBA/ B/ C/ D (96kW)	98-98-		F		23-0316			Ø 260,0 Th 24,0-22,2	Vent.
			R		23-0317			Ø 253,0 Th 20,0-18,0	Vent.
2.5 V6 24v Eng.LCBA (125kW)	8/98-12/01 -99 99- 98- 98-		F		22-0146-1	22-0143-0K	Ate	Th 18,0	
			R		22-0143-0		Bdx	Th 15,0	
			R		22-0143-2		Bdx	Th 15,0	
			F		23-0498			Ø 278,0 Th 24,0-22,2	Vent.
			R		23-0317			Ø 253,0 Th 20,0-18,0	Vent.
2.5 V6 24v Eng.LCBC/ E (125kW)	6/00-12/01 00- 00- 00-		F		22-0146-1		Ate	Th 18,0	
			R		22-0143-2		Bdx	Th 15,0	
			F		23-0498			Ø 278,0 Th 24,0-22,2	Vent.
			R		23-0317			Ø 253,0 Th 20,0-18,0	Vent.
<b>Escort I (AFH,ATH) 1/68-2/76</b>									
0.95 Eng.KL09H(711M) (25-26kW)	8/68-8/74 8/68-8/74		F		22-0020-0		Gir	Th 14,5	
			R		53-0101		Luc	203,2x38	Hand Brake
1.1 Eng.G1/ KL11L/ H (751M) (33kW)	6/68-6/71 6/68-6/71		F		22-0020-0		Gir	Th 14,5	
			R		53-0101		Luc	203,2x38	Hand Brake
1.1, SW Eng.G1/ KL11L/ H (751M) (29-32kW)	1/68-2/76 1/68-2/76 68-74		F		22-0020-0		Gir	Th 14,5	
			R		53-0101		Luc	203,2x38	Hand Brake
			R		18-0268			Ø 203,0	
1.1, SW Eng.G2/ KL11L/ H (751M) (35kW)	6/70-2/76 6/70-2/76 70-76		F		22-0020-0		Gir	Th 14,5	
			R		53-0101		Luc	203,2x38	Hand Brake
			R		18-0268			Ø 203,0	
1.3 Eng.J1F/ K13L (40kW)	9/73-2/76 9/73-2/76 73-76		F		22-0020-0		Gir	Th 14,5	
			R		53-0101		Luc	203,2x38	Hand Brake
			R		18-0268			Ø 203,0	
1.3 Eng.J3D (53kW)	6/70-2/76 6/70-2/76		F		22-0020-0		Gir	Th 14,5	
			R		53-0101		Luc	203,2x38	Hand Brake
1.3 Eng.K13L (35-38kW)	6/68-6/71 6/68-6/71 68-71		F		22-0020-0		Gir	Th 14,5	
			R		53-0101		Luc	203,2x38	Hand Brake
			R		18-0268			Ø 203,0	
1.3 GT Eng.KL13H (47kW)	6/68-6/71 6/68-6/71		F		22-0020-0		Gir	Th 14,5	
			R		53-0104		Luc	228,6x45	

		Spare Parts	F/R	L/R	METELLI ref.	METELLI ref. w/KIT		DIMENSIONS mm.	NOTE
1.3 GT Eng.KL13H (47kW)	68-71		R		18-0268			Ø 203,0	
1.3, SW Eng.J2/ K13L (42kW)	6/70-2/76		F		22-0020-0		Gir	Th 14,5	
	6/70-2/76		R		53-0101		Luc	203,2x38	Hand Brake
<b>Escort II (ATH) 3/73-7/81</b>									
1.1 Eng.G2/ KL11L/ H (751M)	12/74-8/80		F		22-0023-0		Gir	Th 15,0	
	75-8/80		F		23-0042			Ø 247,5 Th 12,7-11,4	
	12/74-8/80		R		53-0103		Luc	203,2x38	Hand Brake
	12/74-8/80		R		53-0106		Luc	203,2x38	Spain
	75-80		R		18-0268			Ø 203,0	
1.1, SW Eng.G1/ KL11L/ H (751M)	12/74-8/80		F		22-0023-0		Gir	Th 15,0	
(32-34kW)	75-8/80		F		23-0042			Ø 247,5 Th 12,7-11,4	
	12/74-8/80		R		53-0103		Luc	203,2x38	Hand Brake
	12/74-8/80		R		53-0106		Luc	203,2x38	Spain
	75-80		R		18-0268			Ø 203,0	
1.3 Eng.J3/ KL13H (51kW)	12/74-8/80		F		22-0023-0		Gir	Th 15,0	
	75-8/80		F		23-0042			Ø 247,5 Th 12,7-11,4	
	12/74-8/80		R		53-0103		Luc	203,2x38	Hand Brake
	12/74-8/80		R		53-0106		Luc	203,2x38	Spain
	12/74-8/80		R		53-0104		Luc	228,6x45	Sport
	75-1/76		R		18-0268			Ø 203,0	
	75-80		R		18-0277			Ø 228,6	
1.3, SW Eng.J1F/ K13L (40kW)	12/74-7/81		F		22-0023-0		Gir	Th 15,0	
	75-8/80		F		23-0042			Ø 247,5 Th 12,7-11,4	
	12/74-7/81		R		53-0103		Luc	203,2x38	Hand Brake
	12/74-7/81		R		53-0106		Luc	203,2x38	Spain
	12/74-7/81		R		53-0104		Luc	228,6x45	Sport
	75-1/76		R		18-0268			Ø 203,0	
	75-80		R		18-0277			Ø 228,6	
1.3, SW Eng.J2/ K13L (42-44kW)	12/74-8/80		F		22-0023-0		Gir	Th 15,0	
	75-8/80		F		23-0042			Ø 247,5 Th 12,7-11,4	
	12/74-8/80		R		53-0103		Luc	203,2x38	Hand Brake
	12/74-8/80		R		53-0106		Luc	203,2x38	Spain
	12/74-8/80		R		53-0104		Luc	228,6x45	Sport
1.6 Eng.LC (62kW)	12/74-8/80		F		22-0023-0		Gir	Th 15,0	
	75-8/80		F		23-0042			Ø 247,5 Th 12,7-11,4	
	12/74-8/80		R		53-0104		Luc	228,6x45	
	75-80		R		18-0277			Ø 228,6	
1.6 Sport Eng.L3E/ KL16G (751M)	75-77		F		23-0042			Ø 247,5 Th 12,7-11,4	
(63kW)	12/74-8/77		R		53-0104		Luc	228,6x45	
	75-77		R		18-0277			Ø 228,6	
1.8 RS (92kW)	3/75-8/77		R		53-0104		Luc	228,6x45	
	75-77		R		18-0277			Ø 228,6	
2.0 RS Eng.TL20H (73kW)	3/73-2/77		F		22-0023-0		Gir	Th 15,0	
	-5/73		R		53-0101		Luc	203,2x38	Hand Brake
	74-		R		53-0104		Luc	228,6x45	
2.0 RS Heckantrieb Eng.NE (80kW)	8/75-8/80		F		22-0023-0		Gir	Th 15,0	
	8/75-8/80		R		53-0104		Luc	228,6x45	
	75-80		R		18-0277			Ø 228,6	
<b>Escort III (GAA) 9/80-7/86</b>									
1.1 Eng.GPA/ GMA/ GLB/ GLA/ GLW	9/80-8/83		F		22-0029-1		Ate	Th 18,0	
(43kW)	9/80-8/83		F		22-0029-0		Ate	Th 18,0	
	80-83		F		23-0072			Ø 240,0 Th 10,0-9,0	
	9/80-8/83		R		53-0105		Luc	180,0x32	
	9/80-8/83		R		53-0113		Luc	180,0x32	
	9/80-8/83		R		53-0106		Luc	203,2x38	
	8/80-83		R		18-0270	18-0270K		Ø 180,0	
1.1, SW Eng.GMA/ GPA/ GLB/ GLA/ GLW	9/80-8/83		F		22-0029-1		Ate	Th 18,0	
(40kW)	9/80-8/83		F		22-0029-0		Ate	Th 18,0	
	80-83		F		23-0072			Ø 240,0 Th 10,0-9,0	
	9/80-8/83		R		53-0105		Luc	180,0x32	
	9/80-8/83		R		53-0113		Luc	180,0x32	
	9/80-8/83		R		53-0106		Luc	203,2x38	
	8/80-83		R		18-0270	18-0270K		Ø 180,0	
1.1, SW Eng.GSB/ C/ E/ F/ G/ H	8/83-12/85		F		22-0029-1		Ate	Th 18,0	
(37kW)	8/83-12/85		F		22-0029-0		Ate	Th 18,0	
	83-85		F		23-0072			Ø 240,0 Th 10,0-9,0	
	8/83-12/85		R		53-0105		Luc	180,0x32	


















































		Spare Parts	F/R	L/R	METELLI ref.	METELLI ref. w/KIT		DIMENSIONS mm.	NOTE
1.1, SW Eng.GSB/ C/ E/ F/ G/ H (37kW)	8/83-12/85		R		53-0113		Luc	180,0x32	
	8/83-12/85		R		53-0106		Luc	203,2x38	
	83-85		R		18-0270	18-0270K		Ø 180,0	
1.3 Eng.JGA (43kW)	1/84-12/85		R		53-0105		Luc	180,0x32	
	1/84-12/85		R		53-0113		Luc	180,0x32	
	1/84-12/85		R		53-0106		Luc	203,2x38	
1.3, SW, Cabrio Eng.JPA/ C (51kW)	9/80-12/85		F		22-0029-1		Ate	Th 18,0	
	9/80-12/85		F		22-0029-0		Ate	Th 18,0	
	80-85		F		23-0072			Ø 240,0 Th 10,0-9,0	
	9/80-12/85		R		53-0105		Luc	180,0x32	
	9/80-12/85		R		53-0113		Luc	180,0x32	
	9/80-12/85		R		53-0106		Luc	203,2x38	
	8/80-85		R		18-0270	18-0270K		Ø 180,0	
1.6 Eng.CHT1600 (48kW)	5/83-7/86		F		22-0029-1		Ate	Th 18,0	
	5/83-7/86		F		22-0029-0		Ate	Th 18,0	
	83-86		F		23-0073			Ø 240,0 Th 24,2-22,8	Vent.
	5/83-7/86		R		53-0105		Luc	180,0x32	
	5/83-7/86		R		53-0106		Luc	203,2x38	
1.6 Eng.LP1/ LP2/ LUA/ B/ C/ D/ H (71kW)	9/80-10/82		F		22-0029-1		Ate	Th 18,0	
	9/80-10/82		F		22-0029-0		Ate	Th 18,0	
	80-82		F		23-0073			Ø 240,0 Th 24,2-22,8	Vent.
	9/80-10/82		R		53-0105		Luc	180,0x32	
	9/80-10/82		R		53-0106		Luc	203,2x38	
	80-82		R		18-0270	18-0270K		Ø 180,0	
1.6 D, SW Eng.LTA/ B/ C (40kW)	2/84-12/85		F		22-0029-1		Ate	Th 18,0	
	2/84-12/85		F		22-0029-0		Ate	Th 18,0	
	84-85		F		23-0072			Ø 240,0 Th 10,0-9,0	
	2/84-12/85		R		53-0105		Luc	180,0x32	
	84-85		R		18-0270	18-0270K		Ø 180,0	
1.6 i Eng.L4B (66kW)	7/85-12/85		F		22-0029-1		Ate	Th 18,0	
	7/85-12/85		F		22-0029-0		Ate	Th 18,0	
	7/85-12/85		F		23-0073			Ø 240,0 Th 24,2-22,8	Vent.
	7/85-12/85		R		53-0105		Luc	180,0x32	
	7/85-12/85		R		53-0106		Luc	203,2x38	
	7/85-12/85		R		18-0270	18-0270K		Ø 180,0	
1.6 T. RS Eng.LHA/ LNA/ B (97kW)	11/84-12/85		F		22-0029-1		Ate	Th 18,0	
	-85		F		23-0180			Ø 260,0 Th 24,1-22,8	Vent.
	11/84-12/85		R		53-0105		Luc	180,0x32	
	11/84-12/85		R		53-0106		Luc	203,2x38	
	84-85		R		18-0277			Ø 228,6	
1.6, SW, Cabrio Eng.LP1/ LP2/ LUA/ B/ C/ D/ H (58kW)	9/80-12/85		F		22-0029-1		Ate	Th 18,0	
	9/80-12/85		F		22-0029-0		Ate	Th 18,0	
	7/80-85		F		23-0073			Ø 240,0 Th 24,2-22,8	Vent.
	9/80-12/85		R		53-0105		Luc	180,0x32	
	9/80-12/85		R		53-0106		Luc	203,2x38	
	8/80-85		R		18-0270	18-0270K		Ø 180,0	
1.6i RS Eng.LR1/ LRA/ B (85kW)	5/82-12/85		F		22-0029-1		Ate	Th 18,0	
	5/82-12/85		F		22-0029-0		Ate	Th 18,0	
	5/82-12/85		R		53-0105		Luc	180,0x32	
	5/82-12/85		R		53-0106		Luc	203,2x38	
	82-85		R		18-0270	18-0270K		Ø 180,0	
1.6i XR3i, Cabrio Eng.LR1/ LRA/ B (77kW)	10/82-12/85		F		22-0029-1		Ate	Th 18,0	
	10/82-12/85		F		22-0029-0		Ate	Th 18,0	
	82-85		F		23-0073			Ø 240,0 Th 24,2-22,8	Vent.
	10/82-12/85		R		53-0105		Luc	180,0x32	
	10/82-12/85		R		53-0106		Luc	203,2x38	
	10/82-1/84		R		18-0270	18-0270K		Ø 180,0	
2/84-85		R		18-0277			Ø 228,6		
<b>Escort IV (GAF,AWF,ABFT) 10/85-10/90</b>									
1.1, SW Eng.GSB/ C/ E/ F/ G/ H (37-40kW)	12/85-7/90		F		22-0029-1		Ate	Th 18,0	
	12/85-7/90		F		22-0029-0		Ate	Th 18,0	
	85-90		F		23-0072			Ø 240,0 Th 10,0-9,0	
	12/85-7/90		R		53-0105		Luc	180,0x32	
	12/85-7/90		R		53-0113		Luc	180,0x32	
	12/85-7/90		R		53-0106		Luc	203,2x38	
	85-90		R		18-0270	18-0270K		Ø 180,0	

		Spare Parts	F/R	L/R	METELLI ref.	METELLI ref. w/KIT		DIMENSIONS mm.	NOTE
1.3 Eng.JBA (46kW)	7/88-10/90	F	F		22-0029-1		Ate	Th 18,0	
	7/88-10/90				22-0029-0		Ate	Th 18,0	
	88-90	F	F		23-0072			Ø 240,0 Th 10,0-9,0	
	7/88-10/90	R	R		53-0105		Luc	180,0x32	
	7/88-10/90	R	R		53-0113		Luc	180,0x32	
	7/88-10/90	R	R		53-0106		Luc	203,2x38	
	-7/88	R	R		18-0270	18-0270K		Ø 180,0	
	8/88-90	R	R		18-0268			Ø 203,0	
1.3, SW Eng.JLA/ B/ JBB (44kW)	1/86-7/90	F	F		22-0029-1		Ate	Th 18,0	
	1/86-7/90				22-0029-0		Ate	Th 18,0	
	86-8/90	F	F		23-0072			Ø 240,0 Th 10,0-9,0	
	1/86-7/90	R	R		53-0105		Luc	180,0x32	
	1/86-7/90	R	R		53-0113		Luc	180,0x32	
	1/86-7/90	R	R		53-0106		Luc	203,2x38	
	2/86-7/88	R	R		18-0270	18-0270K		Ø 180,0	
	8/88-90	R	R		18-0268			Ø 203,0	
1.3, SW Eng.JPA/ C (51kW)	11/86-7/88	F	F		22-0029-1		Ate	Th 18,0	
	11/86-7/88				22-0029-0		Ate	Th 18,0	
	86-88	F	F		23-0072			Ø 240,0 Th 10,0-9,0	
	11/86-7/88	R	R		53-0105		Luc	180,0x32	
	11/86-7/88	R	R		53-0113		Luc	180,0x32	
	11/86-7/88	R	R		53-0106		Luc	203,2x38	
1.4, Cabrio, SW Eng.F6D/ F6B/ FUC (54kW)	1/86-7/90	F	F		22-0029-1		Ate	Th 18,0	
	1/86-7/90				22-0029-0		Ate	Th 18,0	
	86-90	F	F		23-0073			Ø 240,0 Th 24,2-22,8	Vent.
	1/86-7/90	R	R		53-0145	53-0145K		180,0x25	Hand Brake
	1/86-7/90	R	R		53-0113		Luc	180,0x32	
	1/86-7/90	R	R		53-0105		Luc	180,0x32	-ABS
	1/86-7/90	R	R		53-0106		Luc	203,2x38	
	2/86-7/88	R	R		18-0270	18-0270K		Ø 180,0	
	8/88-90	R	R		18-0268			Ø 203,0	
1.4, Cabrio, SW Eng.FUA/ B/ C/ D/ G/ H/ J (55kW)	1/86-7/90	F	F		22-0029-1		Ate	Th 18,0	
	1/86-7/90				22-0029-0		Ate	Th 18,0	
	86-90	F	F		23-0073			Ø 240,0 Th 24,2-22,8	Vent.
	1/86-7/90	R	R		53-0145	53-0145K		180,0x25	Hand Brake
	1/86-7/90	R	R		53-0113		Luc	180,0x32	
	1/86-7/90	R	R		53-0105		Luc	180,0x32	-ABS
	1/86-7/90	R	R		53-0106		Luc	203,2x38	
	2/86-7/88	R	R		18-0270	18-0270K		Ø 180,0	
	8/88-90	R	R		18-0268			Ø 203,0	
1.4, SW Eng.FUAA/ FUBA (51kW)	10/85-10/90	F	F		22-0029-1		Ate	Th 18,0	
	10/85-10/90				22-0029-0		Ate	Th 18,0	
	85-90	F	F		23-0073			Ø 240,0 Th 24,2-22,8	Vent.
	10/85-10/90	R	R		53-0145	53-0145K		180,0x25	Hand Brake
	10/85-10/90	R	R		53-0113		Luc	180,0x32	
	10/85-10/90	R	R		53-0105		Luc	180,0x32	-ABS
	10/85-10/90	R	R		53-0106		Luc	203,2x38	
	8/88-90	R	R		18-0268			Ø 203,0	
85-7/88	R	R		18-0270	18-0270K		Ø 180,0		
1.6 D, SW Eng.LTA/ B/ C (40kW)	1/86-1/89	F	F		22-0029-1		Ate	Th 18,0	
	1/86-1/89				22-0029-0		Ate	Th 18,0	
	86-89	F	F		23-0072			Ø 240,0 Th 10,0-9,0	
	1/86-1/89	R	R		53-0105		Luc	180,0x32	
	1/86-1/89	R	R		53-0113		Luc	180,0x32	
	2/86-7/88	R	R		18-0270	18-0270K		Ø 180,0	
	8/88-89	R	R		18-0268			Ø 203,0	
1.6 i, Cabrio Eng.LJB (75kW)	8/89-7/90	F	F		22-0029-1		Ate	Th 18,0	
	8/89-7/90				22-0029-0		Ate	Th 18,0	
	89-90	F	F		23-0073			Ø 240,0 Th 24,2-22,8	Vent.
	8/89-7/90	R	R		53-0113		Luc	180,0x32	
	8/89-7/90	R	R		53-0105		Luc	180,0x32	-ABS
	8/89-7/90	R	R		53-0106		Luc	203,2x38	+ABS
	89-90	R	R		18-0270	18-0270K		Ø 180,0	
1.6 i, Cabrio, SW Eng.L4B (66kW)	1/86-7/90	F	F		22-0029-1		Ate	Th 18,0	
	1/86-7/90				22-0029-0		Ate	Th 18,0	
	86-90	F	F		23-0073			Ø 240,0 Th 24,2-22,8	Vent.
	1/86-7/90	R	R		53-0113		Luc	180,0x32	






























































		Spare Parts	F/R	L/R	METELLI ref.	METELLI ref. w/KIT		DIMENSIONS mm.	NOTE
1.6 i, Cabrio, SW Eng.L4B (66kW)	1/86-7/90		R		53-0105		Luc	180,0x32	-ABS
			R		53-0106		Luc	203,2x38	+ABS
	2/86-7/88 8/88-90		R		18-0270	18-0270K		Ø 180,0	
			R		18-0268			Ø 203,0	
1.6 T. RS Eng.LHA/ LNA/ B (97kW)	1/86-7/90		F		22-0029-1		Ate	Th 18,0	
	86-90		F		23-0180			Ø 260,0 Th 24,1-22,8	Vent.
	1/86-7/90		R		53-0113		Luc	180,0x32	
	1/86-7/90		R		53-0105		Luc	180,0x32	-ABS
	1/86-7/90		R		53-0106		Luc	203,2x38	+ABS
	86-90		R		18-0315			Ø 228,6	
1.6, Cabrio, SW Eng.LP1/ LP2/ LUA/ B/ C/ D/ H (58kW)	1/86-12/88		F		22-0029-1		Ate	Th 18,0	
	1/86-12/88		F		22-0029-0		Ate	Th 18,0	
	86-88		F		23-0073			Ø 240,0 Th 24,2-22,8	Vent.
	1/86-12/88		R		53-0113		Luc	180,0x32	
	1/86-12/88		R		53-0105		Luc	180,0x32	-ABS
	1/86-12/88		R		53-0106		Luc	203,2x38	+ABS
	1/86-12/88		R		53-0106		Luc	203,2x38	+ABS
1.6i XR3i, Cabrio Eng.LR1/ LRA/ B (77kW)	1/86-8/89		F		22-0029-1		Ate	Th 18,0	
	1/86-8/89		F		22-0029-0		Ate	Th 18,0	
	86-89		F		23-0073			Ø 240,0 Th 24,2-22,8	Vent.
	1/86-8/89		R		53-0106		Luc	203,2x38	+ABS
	2/86-7/88		R		18-0270	18-0270K		Ø 180,0	
	8/88-89		R		18-0268			Ø 203,0	
1.6i, 16v Eng.LUG/ K/ J (66kW)	4/89-7/90		F		22-0029-1		Ate	Th 18,0	
	4/89-7/90		F		22-0029-0		Ate	Th 18,0	
	89-90		F		23-0073			Ø 240,0 Th 24,2-22,8	Vent.
	4/89-7/90		R		53-0113		Luc	180,0x32	
	4/89-7/90		R		53-0105		Luc	180,0x32	-ABS
	4/89-7/90		R		53-0106		Luc	203,2x38	+ABS
	4/89-7/90		R		53-0106		Luc	203,2x38	+ABS
	89-90		R		18-0268			Ø 203,0	
1.8 D, SW Eng.RTA/ B/ C/ D/ E/ F/ G/ H/ J/ K (44kW)	1/89-7/90		F		22-0029-1		Ate	Th 18,0	
	1/89-7/90		F		22-0029-0		Ate	Th 18,0	
	1/89-7/90		R		53-0105		Luc	180,0x32	
	1/89-7/90		R		53-0113		Luc	180,0x32	
	1/89-7/90		R		53-0106		Luc	203,2x38	SW
	89-90		R		18-0268			Ø 203,0	
<b>Escort V (GAL) 7/90-12/92</b>									
1.1i Eng.G6A (37kW)	7/90-9/92		F		22-0071-0		Bdx	Th 18,5	
	8/90-92		F		23-0168			Ø 239,0 Th 10,0-8,0	-ABS
	8/90-92		F		23-0169			Ø 239,7 Th 20,0-18,0	Vent., +ABS
	7/90-9/92		R		53-0119		Luc	180,0x32	Hand Brake
1.3, SW Eng.J4B/ J6A (44kW)	7/90-9/92		F		22-0071-0		Bdx	Th 18,5	
	90-92		F		23-0168			Ø 239,0 Th 10,0-8,0	-ABS
	90-92		F		23-0169			Ø 239,7 Th 20,0-18,0	Vent., +ABS
	90-92		R		23-0649			Ø 270,0 Th 10,0-8,6	+ABS
	7/90-9/92		R		53-0119		Luc	180,0x32	Hand Brake
	7/90-9/92		R		53-0120		Luc	203,0x39	Hand Brake
	90-92		R		18-0276	18-0276K		Ø 180,0	-ABS
90-92		R		18-0287	18-0287K		Ø 203,0	+ABS	
1.4, Cabrio, SW Eng.F6A/ B/ C/ D/ E/ F/ G (52kW)	7/90-9/92		F		22-0071-0		Bdx	Th 18,5	
	90-92		F		23-0169			Ø 239,7 Th 20,0-18,0	Vent.
	90-92		R		23-0649			Ø 270,0 Th 10,0-8,6	+ABS
	7/90-9/92		R		53-0145	53-0145K		180,0x25	Hand Brake
	7/90-9/92		R		53-0119		Luc	180,0x32	Hand Brake
	7/90-9/92		R		53-0120		Luc	203,0x39	Hand Brake
	90-92		R		18-0276	18-0276K		Ø 180,0	-ABS
	90-92		R		18-0287	18-0287K		Ø 203,0	+ABS
1.6i, 16v Eng.LUG/ K/ J (66kW)	7/90-8/92		F		22-0071-0		Bdx	Th 18,5	
	8/90-92		F		23-0169			Ø 239,7 Th 20,0-18,0	Vent.
	8/90-92		R		23-0649			Ø 270,0 Th 10,0-8,6	+SCS
	7/90-8/92		R		53-0120		Luc	203,0x39	Hand Brake
	90-92		R		18-0276	18-0276K		Ø 180,0	-SCS
90-92		R		18-0287	18-0287K		Ø 203,0	+SCS	
1.6i, Cabrio, SW Eng.LJF (77kW)	7/90-12/92		F		22-0071-0		Bdx	Th 18,5	
	90-92		F		23-0169			Ø 239,7 Th 20,0-18,0	Vent.
	90-92		R		23-0649			Ø 270,0 Th 10,0-8,6	+ABS
	7/90-12/92		R		53-0120		Luc	203,0x39	Hand Brake
	90-12/92		R		18-0287	18-0287K		Ø 203,0	



		Spare Parts	F/R	L/R	METELLI ref.	METELLI ref. w/KIT		DIMENSIONS mm.	NOTE
1.8 16v XR3i, Cabrio Eng.RQB/ C (96kW)	1/92-12/92		F		23-0443			Ø 260,0 Th 24,2-21,0	Vent.
	1/92-12/92		R		23-0649			Ø 270,0 Th 10,0-8,6	+ABS
	2/92-12/92		R		53-0145	53-0145K		180,0x25	XR3i, Hand Brake
	2/92-12/92		R		53-0120		Luc	203,0x39	Hand Brake
	1/92-12/92		R		18-0287	18-0287K		Ø 203,0	
1.8 D, SW Eng.RTA/ B/ C/ D/ E/ F/ G/ H/ J/ K (44kW)	7/90-12/92		F		22-0071-0		Bdx	Th 18,5	
	9/90-92		F		23-0169			Ø 239,7 Th 20,0-18,0	Vent.
	8/90-92		R		23-0649			Ø 270,0 Th 10,0-8,6	+ABS
	7/90-12/92		R		53-0120		Luc	203,0x39	Hand Brake
	90-92		R		18-0287	18-0287K		Ø 203,0	
1.8i 16v XR3i, Cabrio, SW Eng.RDA/ B (77kW)	2/92-12/92		F		22-0071-0		Bdx	Th 18,5	
	1/92-12/92		F		23-0169			Ø 239,7 Th 20,0-18,0	Vent.
	1/92-12/92		R		23-0649			Ø 270,0 Th 10,0-8,6	+ABS
	2/92-12/92		R		53-0145	53-0145K		180,0x25	XR3i, Hand Brake
	2/92-12/92		R		53-0120		Luc	203,0x39	Hand Brake
2.0 RS, 4WD Eng.N7A (110kW)	1/92-12/92		R		18-0287	18-0287K		Ø 203,0	
	5/91-12/92		F		22-0094-0		Ate	Th 18,0	
	5/91-12/92		F		22-0094-2		Ate	Th 18,0	
	5/91-12/92		R		22-0535-0		Ate	Th 15,0	
	91-92		F		23-0443			Ø 260,0 Th 24,2-21,0	Vent.
91-92		R		23-0649			Ø 270,0 Th 10,0-8,6	+ABS	
<b>Escort VI (GAL) 9/92-1/95</b>									
1.3, SW Eng.J4B/ J6A (44kW)	9/92-1/95		F		22-0071-0		Bdx	Th 18,5	
	92-95		F		23-0168			Ø 239,0 Th 10,0-8,0	
	92-95		F		23-0169			Ø 239,7 Th 20,0-18,0	Vent., +ABS
	92-95		R		23-0649			Ø 270,0 Th 10,0-8,6	+ABS
	9/92-1/95		R		53-0119		Luc	180,0x32	Hand Brake
	9/92-1/95		R		53-0120		Luc	203,0x39	Hand Brake
	92-95		R		18-0276	18-0276K		Ø 180,0	-ABS
	92-95		R		18-0287	18-0287K		Ø 203,0	+ABS
1.4 Eng.FUH (55kW)	1/94-1/95		F		22-0071-0		Bdx	Th 18,5	
	94-95		F		23-0169			Ø 239,7 Th 20,0-18,0	Vent.
	94-95		R		23-0649			Ø 270,0 Th 10,0-8,6	+ABS
	1/94-1/95		R		53-0145	53-0145K		180,0x25	Hand Brake
	1/94-1/95		R		53-0119		Luc	180,0x32	Hand Brake
	1/94-1/95		R		53-0120		Luc	203,0x39	Hand Brake
	94-95		R		18-0276	18-0276K		Ø 180,0	-ABS
94-95		R		18-0287	18-0287K		Ø 203,0	+ABS	
1.4, Cabrio, SW Eng.F4A/ B (55kW)	8/93-1/95		F		22-0071-0		Bdx	Th 18,5	
	93-95		F		23-0169			Ø 239,7 Th 20,0-18,0	Vent.
	93-95		R		23-0649			Ø 270,0 Th 10,0-8,6	+ABS
	8/93-1/95		R		53-0145	53-0145K		180,0x25	Hand Brake
	8/93-1/95		R		53-0119		Luc	180,0x32	Hand Brake
	8/93-1/95		R		53-0120		Luc	203,0x39	Hand Brake
	93-95		R		18-0276	18-0276K		Ø 180,0	-ABS
93-95		R		18-0287	18-0287K		Ø 203,0	+ABS	
1.4, Cabrio, SW Eng.F6A/ B/ C/ D/ E/ F/ G (52kW)	9/92-1/95		F		22-0071-0		Bdx	Th 18,5	
	92-95		F		23-0169			Ø 239,7 Th 20,0-18,0	Vent.
	92-95		R		23-0649			Ø 270,0 Th 10,0-8,6	+ABS
	-7/95		R		53-0119		Luc	180,0x32	SW, Cabrio, Hand Brake
	9/92-1/95		R		53-0145	53-0145K		180,0x25	Hand Brake
	9/92-1/95		R		53-0128		Luc	180,0x32	+ABS, Hand Brake
	9/92-1/95		R		53-0120		Luc	203,0x39	Berlina, Hand Brake
	92-95		R		18-0276	18-0276K		Ø 180,0	-ABS
	92-95		R		18-0287	18-0287K		Ø 203,0	+ABS
1.6i 16v, Cabrio, SW Eng.L1E/ F/ G/ H/ J/ K/ L/ N/ Q (65-66kW)	1/92-1/95		F		22-0071-0		Bdx	Th 18,5	
	94-95		F		23-0169			Ø 239,7 Th 20,0-18,0	Vent.
	94-95		R		23-0649			Ø 270,0 Th 10,0-8,6	+ABS
	1/92-1/95		R		53-0120		Luc	203,0x39	Hand Brake
94-95		R		18-0287	18-0287K		Ø 203,0		
1.8 16v XR3i, Cabrio, SW Eng.RQB/ C (96kW)	9/92-1/95		F		22-0094-0		Ate	Th 18,0	
	9/92-1/95		F		22-0094-2		Ate	Th 18,0	
	9/92-1/95		R		22-0535-0		Ate	Th 15,0	
	92-95		F		23-0443			Ø 260,0 Th 24,2-21,0	Vent.
	92-95		R		23-0649			Ø 270,0 Th 10,0-8,6	+ABS
	9/92-1/95		R		53-0145	53-0145K		180,0x25	Hand Brake
	9/92-1/95		R		53-0120		Luc	203,0x39	-ABS, Hand Brake


























































		Spare Parts	F/R	L/R	METELLI ref.	METELLI ref. w/KIT		DIMENSIONS mm.	NOTE
1.8 16v XR3i, Cabrio, SW Eng.RQB/ C (96kW)	92-95		R		18-0287	18-0287K		Ø 203,0	
1.8 D, SW Eng.RTA/ B/ C/ D/ E/ F/ G/ H/ J/ K (44kW)	9/92-1/95		F		22-0071-0		Bdx	Th 18,5	
	92-95		F		23-0169			Ø 239,7 Th 20,0-18,0	Vent.
	92-95		R		23-0649			Ø 270,0 Th 10,0-8,6	+ABS
	92-95		R		18-0287	18-0287K		Ø 203,0	
1.8 TD, SW Eng.RFA/ B/ D/ K/ L/ M/ N/ S (66kW)	2/93-1/95		F		22-0071-0		Bdx	Th 18,5	
	8/93-95		F		23-0169			Ø 239,7 Th 20,0-18,0	Vent.
	93-95		R		23-0649			Ø 270,0 Th 10,0-8,6	+ABS
	7/93-12/94		R		18-0287	18-0287K		Ø 203,0	Exc. SW
1.8i 16v, Cabrio, SW Eng.RDA/ B (77kW)	93-95		F		22-0071-0		Bdx	Th 18,5	
	93-95		F		23-0169			Ø 239,7 Th 20,0-18,0	Vent.
	93-95		R		23-0649			Ø 270,0 Th 10,0-8,6	+ABS
	8/93-1/95		R		53-0120		Luc	203,0x39	Hand Brake
	93-95		R		18-0287	18-0287K		Ø 203,0	
2.0 RS Cosworth 4WD Eng.N5F (162kW)	9/92-1/95		F		22-0205-1		Ate	Th 18,5	
	9/92-1/95		F		22-0205-0		Ate	Th 18,5	
	9/92-1/95		R		22-0095-0	22-0095-0K	Gir	Th 13,5	
	9/92-1/95		R		22-0095-2		Gir	Th 13,5	
	9/92-1/95		R		53-0145	53-0145K		180,0x25	Hand Brake
2.0 RS, 4WD Eng.N7A (110kW)	9/92-1/95		F		22-0094-0		Ate	Th 18,0	
	9/92-1/95		F		22-0094-2		Ate	Th 18,0	
	9/92-1/95		R		22-0535-0		Ate	Th 15,0	
	92-95		F		23-0443			Ø 260,0 Th 24,2-21,0	Vent.
	92-95		R		23-0649			Ø 270,0 Th 10,0-8,6	+ABS
	9/92-1/95		R		53-0145	53-0145K		180,0x25	Hand Brake
<b>Escort VII (GAL,AAL,ABL) 1/95-8/00</b>									
1.3, SW Eng.J4B/ J6A (44kW)	1/95-10/98		F		22-0071-1		Bdx	Th 18,5	
	95-98		F		23-0168			Ø 239,0 Th 10,0-8,0	-ABS
	95-98		F		23-0169			Ø 239,7 Th 20,0-18,0	Vent., Incl. SW, +ABS
	95-98		R		23-0649			Ø 270,0 Th 10,0-8,6	+ABS
	1/95-10/98		R		53-0128		Luc	180,0x32	+ABS, Hand Brake
	1/95-10/98		R		53-0120		Luc	203,0x39	Berlina, -ABS, Hand Brake
	1/95-10/98		R		53-0129		Luc	203,2x39	SW, Encore, -ABS
	-7/95		R		53-0119		Luc	180,0x32	-ABS, Hand Brake
	8/95-		R		53-0124		Luc	203,0x38	-ABS, Hand Brake
	95-98		R		18-0289	18-0289K		Ø 180,0	+ABS
	95-98		R		18-0287	18-0287K		Ø 203,0	-ABS
	95-98		R		51-0237		Luc	Ø 22,20 203,0x38	LUC, +ABS
	1.4, Cabrio, SW Eng.F4A/ B/ FUH (55kW)	1/95-2/99		F		22-0071-1		Bdx	Th 18,5
95-99			F		23-0169			Ø 239,7 Th 20,0-18,0	Vent.
95-			R		23-0649			Ø 270,0 Th 10,0-8,6	+ABS
1/95-2/99			R		53-0145	53-0145K		180,0x25	Hand Brake
1/95-2/99			R		53-0128		Luc	180,0x32	+ABS, Hand Brake
1/95-2/99			R		53-0119		Luc	180,0x32	SW, Cabrio, Hand Brake
1/95-2/99			R		53-0120		Luc	203,0x39	Berlina, Hand Brake
-3/96			R		53-0129		Luc	203,2x39	
9/95-98			R		18-0290	18-0290K		Ø 203,0	8Inch Drum, -ABS
95-98			R		18-0289	18-0289K		Ø 180,0	+ABS
95-98			R		18-0287	18-0287K		Ø 203,0	-ABS
1.6i 16v, Cabrio, SW, 4WD Eng.L1E/ F/ G/ H/ J/ K/ L/ N/ Q (65-66kW)	1/95-10/98		F		22-0094-0		Ate	Th 18,0	4WD
	1/95-10/98		F		22-0094-2		Ate	Th 18,0	4WD
	1/95-10/98		F		22-0071-1		Bdx	Th 18,5	
	95-98		F		23-0169			Ø 239,7 Th 20,0-18,0	Vent.
	1/95-10/98		R		53-0145	53-0145K		180,0x25	Hand Brake
	1/95-10/98		R		53-0119		Luc	180,0x32	Hand Brake
	1/95-10/98		R		53-0128		Luc	180,0x32	Hand Brake
	1/95-10/98		R		53-0120		Luc	203,0x39	SW, Hand Brake
	1/95-10/98		R		53-0129		Luc	203,2x39	-ABS
	95-98		R		18-0289	18-0289K		Ø 180,0	+ABS
	95-98		R		18-0287	18-0287K		Ø 203,0	-ABS
95-98		R		18-0290	18-0290K		Ø 203,0	8Inch Drum, -ABS	
95-98		R		51-0191		Luc	Ø 19,05 180,0x32	LOS	
1.8 16v XR3i Cabrio Eng.RQB/ C (96kW)	95-00		F		23-0443			Ø 260,0 Th 24,2-21,0	Vent.
	95-00		R		23-0649			Ø 270,0 Th 10,0-8,6	+ABS
	2/95-8/00		R		53-0124		Luc	203,0x38	Hand Brake

		Spare Parts	F/R	L/R	METELLI ref.	METELLI ref. w/KIT		DIMENSIONS mm.	NOTE
1.8 16v, Cabrio, SW Eng.RKC (85kW)	1/95-10/98		F		22-0071-1		Bdx	Th 18,5	
	95-98		F		23-0443			Ø 260,0 Th 24,2-21,0	Vent.
	95-98		R		23-0649			Ø 270,0 Th 10,0-8,6	+ABS
	1/95-10/98		R		53-0145	53-0145K		180,0x25	Hand Brake
	1/95-10/98		R		53-0124		Luc	203,0x38	16v, SW, Hand Brake
	1/95-10/98		R		53-0120		Luc	203,0x39	SW, Cabrio, Hand Brake
	1/95-10/98		R		53-0129		Luc	203,2x39	
	95-98		R		18-0287	18-0287K		Ø 203,0	-ABS
	95-98		R		18-0290	18-0290K		Ø 203,0	8Inch Drum, -ABS
	95-98		R		51-0238		Luc	Ø 19,05 203,0x38	LUC
1.8 D, SW Eng.RTA/ B/ C/ D/ E/ F/ G/ H/ J/ K (44kW)	1/95-12/96		F		22-0071-1		Bdx	Th 18,5	
	95-96		F		23-0169			Ø 239,7 Th 20,0-18,0	Vent.
	95-96		R		23-0649			Ø 270,0 Th 10,0-8,6	+ABS
	1/95-12/96		R		53-0128		Luc	180,0x32	+ABS, Hand Brake
	1/95-12/96		R		53-0119		Luc	180,0x32	SW, Hand Brake
	1/95-12/96		R		53-0129		Luc	203,2x39	
	95-96		R		18-0287	18-0287K		Ø 203,0	-ABS
	95-96		R		18-0290	18-0290K		Ø 203,0	8Inch Drum, -ABS
	95-96		R		51-0191		Luc	Ø 19,05 180,0x32	LOS
	1.8 TD, Cabrio, SW Eng.RFA/ B/ D/ K/ L/ M/ N/ S (66kW)	1/95-10/98		F		22-0071-1		Bdx	Th 18,5
95-98			F		23-0169			Ø 239,7 Th 20,0-18,0	Vent.
95-98			R		23-0649			Ø 270,0 Th 10,0-8,6	+ABS
1/95-10/98			R		53-0145	53-0145K		180,0x25	Hand Brake
-7/95			R		53-0129		Luc	203,2x39	
8/95-			R		53-0120		Luc	203,0x39	Hand Brake
95-98			R		18-0287	18-0287K		Ø 203,0	-ABS
95-98			R		18-0290	18-0290K		Ø 203,0	8Inch Drum, -ABS
95-98			R		51-0191		Luc	Ø 19,05 180,0x32	LOS
1.8 TD, Cabrio, SW Eng.RVA (51kW)		12/95-10/98		F		22-0071-1		Bdx	Th 18,5
	95-98		F		23-0169			Ø 239,7 Th 20,0-18,0	Vent.
	95-98		R		23-0649			Ø 270,0 Th 10,0-8,6	+ABS
	12/95-10/98		R		53-0145	53-0145K		180,0x25	Hand Brake
	12/95-10/98		R		53-0120		Luc	203,0x39	Hand Brake
	95-98		R		18-0287	18-0287K		Ø 203,0	-ABS
	95-98		R		18-0290	18-0290K		Ø 203,0	8Inch Drum, -ABS
	95-98		R		51-0191		Luc	Ø 19,05 180,0x32	LOS
1.8i 16v, Cabrio, SW Eng.RDA/ B (77kW)	1/95-8/95		F		23-0169			Ø 239,7 Th 20,0-18,0	Vent.
	1/95-8/95		R		23-0649			Ø 270,0 Th 10,0-8,6	+ABS
	1/95-8/95		R		53-0145	53-0145K		180,0x25	Hand Brake
	1/95-8/95		R		53-0124		Luc	203,0x38	16v, SW, Hand Brake
	1/95-8/95		R		53-0120		Luc	203,0x39	SW, Cabrio, Hand Brake
	1/95-8/95		R		53-0129		Luc	203,2x39	
	1/95-8/95		R		18-0287	18-0287K		Ø 203,0	-ABS
	1/95-8/95		R		18-0290	18-0290K		Ø 203,0	8Inch Drum, -ABS
	1/95-8/95		R		51-0238		Luc	Ø 19,05 203,0x38	LUC
2.0 RS, 4WD Eng.N7A (110kW)	95-98		F		23-0443			Ø 260,0 Th 24,2-21,0	Vent.
	95-98		R		23-0649			Ø 270,0 Th 10,0-8,6	+ABS
	2/95-10/98		R		53-0145	53-0145K		180,0x25	Hand Brake
<b>Escort VIII (AAL,ABL) 10/98-7/00</b>									
1.6i 16v, SW Eng.L1E/ F/ G/ H/ J/ K/ L/ N/ Q (66kW)	98-00		F		23-0169			Ø 239,7 Th 20,0-18,0	Vent.
	98-00		R		23-0649			Ø 270,0 Th 10,0-8,6	+ABS
	98-00		R		18-0289	18-0289K		Ø 180,0	+ABS
	98-00		R		18-0290	18-0290K		Ø 203,0	-ABS
1.8 TD, SW Eng.RFA/ B/ D/ K/ L/ M/ N/ S (66kW)	98-00		F		23-0169			Ø 239,7 Th 20,0-18,0	Vent.
	98-00		R		23-0649			Ø 270,0 Th 10,0-8,6	+ABS
	98-00		R		18-0289	18-0289K		Ø 180,0	+ABS
	98-00		R		18-0290	18-0290K		Ø 203,0	-ABS
<b>Fiesta I 5/76-8/83</b>									
0.95 Eng.TKA/ W/ BL09L/ H (29kW)	5/76-8/83		F		22-0022-0		Bdx	Th 17,5	
	5/76-83		F		23-0041			Ø 221,0 Th 10,0-8,7	
	76-8/83		R		18-0267	18-0267K		Ø 177,8	
0.95 Eng.TLA/ BL09L/ H (33kW)	5/76-8/83		F		22-0022-0		Bdx	Th 17,5	
	5/76-83		F		23-0041			Ø 221,0 Th 10,0-8,7	
	76-8/83		R		18-0267	18-0267K		Ø 177,8	
1.1 Eng.GMA/ GPA/ GLB/ GLA/ GLW (39kW)	5/76-8/83		F		22-0022-0		Bdx	Th 17,5	
	5/76-83		F		23-0041			Ø 221,0 Th 10,0-8,7	
	76-8/83		R		18-0267	18-0267K		Ø 177,8	



































		Spare Parts	F/R	L/R	METELLI ref.	METELLI ref. w/KIT		DIMENSIONS mm.	NOTE
1.3 Eng.J3E (49kW)	8/77-8/83		F		22-0022-0		Bdx	Th 17,5	
	77-8/83		F		23-0041			Ø 221,0 Th 10,0-8,7	
	77-8/83		R		18-0267	18-0267K		Ø 177,8	
1.6 XR2 Eng.L3E/ KL16G (751M) (63kW)	8/81-8/83		F		22-0029-0		Ate	Th 18,0	
	81-83		F		23-0119			Ø 239,0 Th 20,0-18,0	Vent.
	7/81-7/83		R		18-0267	18-0267K		Ø 177,8	
<b>Fiesta II (FBD) 9/83-11/89</b>									
1.0 Eng.TKB (33kW)	9/83-2/89		F		22-0043-0		Ate	Th 17,5	
	83-89		F		23-0041			Ø 221,0 Th 10,0-8,7	
	83-89		F			53-0111K		Ø 221,0 Th 10,0-8,7	
	83-89		F			53-0131Y		Ø 221,0 Th 10,0-8,7	
	83-89		R		18-0267	18-0267K		Ø 177,8	
	83-89		R		51-0038		Bdx	Ø 17,46 180,0x30	RAD
1.1 Eng.GSB/ C/ E/ F/ G/ H (37kW)	9/83-2/89		F		22-0043-0		Ate	Th 17,5	
	83-89		F		23-0041			Ø 221,0 Th 10,0-8,7	
	83-89		F			53-0111K		Ø 221,0 Th 10,0-8,7	
	83-89		F			53-0131Y		Ø 221,0 Th 10,0-8,7	
	83-89		R		18-0267	18-0267K		Ø 177,8	
	83-89		R		51-0038		Bdx	Ø 17,46 180,0x30	RAD
	83-89		R			53-0111K	Bdx	Ø 17,46 180,0x30	RAD
1.3 (44kW)	83-89		R			53-0131Y	Bdx	Ø 17,46 180,0x30	RAD
1.3 Eng.JPA/ C (51kW)	9/83-1/87		F		22-0043-0		Ate	Th 17,5	
	83-87		F		23-0041			Ø 221,0 Th 10,0-8,7	
	83-87		F			53-0111K		Ø 221,0 Th 10,0-8,7	
	83-87		F			53-0131Y		Ø 221,0 Th 10,0-8,7	
	83-87		R		18-0267	18-0267K		Ø 177,8	
	83-87		R		51-0038		Bdx	Ø 17,46 180,0x30	RAD
1.4 Eng.F6A/ B/ C/ D/ E/ F/ G (52kW)	10/86-2/89		F		22-0043-0		Ate	Th 17,5	
	10/86-2/89		F			53-0111K	Ate	Th 17,5	
	10/86-2/89		F			53-0131Y	Ate	Th 17,5	
	86-89		R		18-0267	18-0267K		Ø 177,8	
	86-89		R		51-0038		Bdx	Ø 17,46 180,0x30	RAD
1.4 Eng.FUA/ B/ C/ D/ G/ H/ J (54kW)	2/87-2/89		F		22-0043-0		Ate	Th 17,5	
	2/87-2/89		F			53-0111K	Ate	Th 17,5	
	2/87-2/89		F			53-0131Y	Ate	Th 17,5	
	87-89		R		18-0267	18-0267K		Ø 177,8	
	87-89		R		51-0038		Bdx	Ø 17,46 180,0x30	RAD
1.4 Eng.FUB (55kW)	10/85-11/89		F		22-0043-0		Ate	Th 17,5	
	10/85-11/89		F			53-0111K	Ate	Th 17,5	
	10/85-11/89		F			53-0131Y	Ate	Th 17,5	
	85-89		R		18-0267	18-0267K		Ø 177,8	
	85-89		R		51-0038		Bdx	Ø 17,46 180,0x30	RAD
85-89		R			53-0111K	Bdx	Ø 17,46 180,0x30	RAD	
1.4 Eng.FUBA (51kW)	85-89		R			53-0131Y	Bdx	Ø 17,46 180,0x30	RAD
1.6 (58kW)	85-89		R			53-0111K	Bdx	Ø 17,46 180,0x30	RAD
	85-89		R			53-0131Y	Bdx	Ø 17,46 180,0x30	RAD
1.6 D Eng.LTB (40kW)	4/84-2/89		F		22-0043-0		Ate	Th 17,5	
	84-89		F		23-0041			Ø 221,0 Th 10,0-8,7	
	84-89		F			53-0111K		Ø 221,0 Th 10,0-8,7	
	84-89		F			53-0131Y		Ø 221,0 Th 10,0-8,7	
	3/84-89		R		18-0267	18-0267K		Ø 177,8	
	84-89		R		51-0046		Bdx	Ø 15,00 180,0x30	RAD
1.6 XR2 Eng.LP1/ LP2/ LUA/ B/ C/ D/ H (70kW)	3/84-2/89		F		22-0029-0		Ate	Th 18,0	
	84-89		F		23-0119			Ø 239,0 Th 20,0-18,0	Vent.
	84-89		F			53-0111K		Ø 239,0 Th 20,0-18,0	Vent.
	84-89		F			53-0131Y		Ø 239,0 Th 20,0-18,0	Vent.
	84-89		R		51-0053		Bdx	Ø 20,64 180,0x30	RAD
<b>Fiesta III (GFJ) 1/89-12/95</b>									
1.0 Eng.TLB (33kW)	89-8/95		F		23-0168			Ø 239,0 Th 10,0-8,0	
	89-8/95		F			53-0117Y		Ø 239,0 Th 10,0-8,0	
	89-8/95		F			53-0132Y		Ø 239,0 Th 10,0-8,0	
	89-8/95		F			53-0117K		Ø 239,0 Th 10,0-8,0	
	2/89-4/91		R		18-0275	18-0275K		Ø 203,0	+SCS
	2/89-4/95		R		18-0276	18-0276K		Ø 180,0	-SCS
	2/89-		R		51-0027		Bdx	Ø 17,46 180,0x30	RAD

		Spare Parts	F/R	L/R	METELLI ref.	METELLI ref. w/KIT		DIMENSIONS mm.	NOTE
1.1 Eng.GUD/ E (40kW)	3/89-12/95		F		22-0073-0		Ate	Th 18,0	
	3/89-12/95		F		22-0029-0		Ate	Th 18,0	Vent.
	89-8/95		F		23-0168			Ø 239,0 Th 10,0-8,0	
	89-8/95		F		53-0117Y			Ø 239,0 Th 10,0-8,0	
	89-8/95		F		53-0132Y			Ø 239,0 Th 10,0-8,0	
	89-8/95		F		53-0117K			Ø 239,0 Th 10,0-8,0	
	89-8/95		F		53-0118K			Ø 239,0 Th 10,0-8,0	
	2/89-12/95		R		18-0276	18-0276K		Ø 180,0	-SCS
	2/89-12/95		R		18-0275	18-0275K		Ø 203,0	+SCS
	2/89-		R		51-0027		Bdx	Ø 17,46 180,0x30	RAD
1.1i Eng.G6A (37kW)	3/89-12/95		F		22-0073-0		Ate	Th 18,0	
	3/89-12/95		F		22-0029-0		Ate	Th 18,0	Vent.
	89-8/95		F		23-0168			Ø 239,0 Th 10,0-8,0	
	89-8/95		F		53-0117Y			Ø 239,0 Th 10,0-8,0	
	89-8/95		F		53-0132Y			Ø 239,0 Th 10,0-8,0	
	89-8/95		F		53-0117K			Ø 239,0 Th 10,0-8,0	
	89-8/95		F		53-0118K			Ø 239,0 Th 10,0-8,0	
	2/89-12/95		R		18-0276	18-0276K		Ø 180,0	-SCS
	2/89-12/95		R		18-0275	18-0275K		Ø 203,0	+SCS
	2/89-		R		51-0027		Bdx	Ø 17,46 180,0x30	RAD
1.3, Kat Eng.J6B/ JBC (44kW)	3/89-12/95		F		22-0073-0		Ate	Th 18,0	
	3/89-12/95		F		22-0029-0		Ate	Th 18,0	Vent.
	89-8/95		F		23-0168			Ø 239,0 Th 10,0-8,0	
	89-8/95		F		53-0117Y			Ø 239,0 Th 10,0-8,0	
	89-8/95		F		53-0132Y			Ø 239,0 Th 10,0-8,0	
	89-8/95		F		53-0117K			Ø 239,0 Th 10,0-8,0	
	89-8/95		F		53-0118K			Ø 239,0 Th 10,0-8,0	
	91-12/95		R		18-0276	18-0276K		Ø 180,0	-SCS
	91-12/95		R		18-0275	18-0275K		Ø 203,0	+SCS
	1.4 Eng.F6A/ B/ C/ D/ E/ F/ G (52kW)	3/89-12/95		F		22-0073-0		Ate	Th 18,0
3/89-12/95		F			22-0029-0		Ate	Th 18,0	Vent.
89-8/95			F		23-0168			Ø 239,0 Th 10,0-8,0	-ABS
89-8/95			F		23-0169			Ø 239,7 Th 20,0-18,0	Vent., +ABS
89-8/95			F		53-0117Y			Ø 239,7 Th 20,0-18,0	Vent., +ABS
89-8/95			F		53-0132Y			Ø 239,7 Th 20,0-18,0	Vent., +ABS
89-8/95			F		53-0117K			Ø 239,7 Th 20,0-18,0	Vent., +ABS
89-8/95			F		53-0118K			Ø 239,7 Th 20,0-18,0	Vent., +ABS
2/89-95			R		18-0276	18-0276K		Ø 180,0	-SCS
2/89-95			R		18-0275	18-0275K		Ø 203,0	+SCS
2/89-	R			51-0027		Bdx	Ø 17,46 180,0x30	RAD	
1.4 Eng.FUA/ B/ C/ D/ G/ H/ J (54kW)	3/89-12/95		F		22-0073-0		Ate	Th 18,0	
	3/89-12/95		F		22-0029-0		Ate	Th 18,0	Vent.
	89-8/95		F		23-0168			Ø 239,0 Th 10,0-8,0	-ABS
	89-8/95		F		23-0169			Ø 239,7 Th 20,0-18,0	Vent., +ABS
	89-8/95		F		53-0117Y			Ø 239,7 Th 20,0-18,0	Vent., +ABS
	89-8/95		F		53-0132Y			Ø 239,7 Th 20,0-18,0	Vent., +ABS
	89-8/95		F		53-0117K			Ø 239,7 Th 20,0-18,0	Vent., +ABS
	89-8/95		F		53-0118K			Ø 239,7 Th 20,0-18,0	Vent., +ABS
	2/89-95		R		18-0276	18-0276K		Ø 180,0	-SCS
	2/89-95		R		18-0275	18-0275K		Ø 203,0	+SCS
2/89-	R			51-0027		Bdx	Ø 17,46 180,0x30	RAD	
1.4 Eng.FUF (55kW)	92-96		F		22-0073-0		Ate	Th 18,0	
	92-96		F		22-0029-0		Ate	Th 18,0	Vent.
	92-96		F		23-0168			Ø 239,0 Th 10,0-8,0	-ABS
	92-96		F		23-0169			Ø 239,7 Th 20,0-18,0	Vent., +ABS
	92-96		F		53-0117Y			Ø 239,7 Th 20,0-18,0	Vent., +ABS
	92-96		F		53-0132Y			Ø 239,7 Th 20,0-18,0	Vent., +ABS
	92-96		F		53-0117K			Ø 239,7 Th 20,0-18,0	Vent., +ABS
	92-96		F		53-0118K			Ø 239,7 Th 20,0-18,0	Vent., +ABS
	92-96		R		18-0276	18-0276K		Ø 180,0	-SCS
	92-96		R		18-0275	18-0275K		Ø 203,0	+SCS
1.4 Kat Eng.F4A/ B (54kW)	3/89-12/95		F		22-0073-0		Ate	Th 18,0	
	3/89-12/95		F		22-0029-0		Ate	Th 18,0	Vent.
	89-8/95		F		23-0168			Ø 239,0 Th 10,0-8,0	-ABS
	89-8/95		F		23-0169			Ø 239,7 Th 20,0-18,0	Vent., +ABS
	89-8/95		F		53-0117Y			Ø 239,7 Th 20,0-18,0	Vent., +ABS
	89-8/95		F		53-0132Y			Ø 239,7 Th 20,0-18,0	Vent., +ABS



























		Spare Parts	F/R	L/R	METELLI ref.	METELLI ref. w/KIT		DIMENSIONS mm.	NOTE	
1.4 Kat Eng.F4A/ B (54kW)	89-8/95		F			53-0117K		Ø 239,7 Th 20,0-18,0	Vent., +ABS	
	89-8/95		F			53-0118K		Ø 239,7 Th 20,0-18,0	Vent., +ABS	
	2/89-95		R		18-0276	18-0276K		Ø 180,0	-SCS	
	2/89-95		R		18-0275	18-0275K		Ø 203,0	+SCS	
	2/89-		R		51-0027		Bdx	Ø 17,46 180,0x30	RAD	
	2/89-		R			53-0117Y	Bdx	Ø 17,46 180,0x30	RAD	
1.6 (66kW)	2/89-		R			53-0132Y	Bdx	Ø 17,46 180,0x30	RAD	
	2/89-		R			53-0117K	Bdx	Ø 17,46 180,0x30	RAD	
	2/89-		R			53-0118K	Bdx	Ø 17,46 180,0x30	RAD	
1.6 Eng.LP1/ LP2/ LUA/ B/ C/ D/ H (65kW)	89-94		F		23-0168			Ø 239,0 Th 10,0-8,0	-ABS	
	89-94		F		23-0169			Ø 239,7 Th 20,0-18,0	Vent., +ABS	
	89-94		F			53-0117Y		Ø 239,7 Th 20,0-18,0	Vent., +ABS	
	89-94		F			53-0132Y		Ø 239,7 Th 20,0-18,0	Vent., +ABS	
	89-94		F			53-0117K		Ø 239,7 Th 20,0-18,0	Vent., +ABS	
	89-94		F			53-0118K		Ø 239,7 Th 20,0-18,0	Vent., +ABS	
	89-12/92		R		18-0275	18-0275K		Ø 203,0	+SCS	
	89-94		R		18-0276	18-0276K		Ø 180,0	-SCS	
	5/89-94		R		51-0047		Bdx	Ø 19,05 180,0x30	RAD	
1.6 T. RS Eng.LHA/ LNA/ B (96kW)	3/90-10/92		F		22-0029-0		Ate	Th 18,0		
	3/90-10/92		F			53-0118K	Ate	Th 18,0		
	90-92		R		18-0276	18-0276K		Ø 180,0	-SCS	
	90-92		R		18-0275	18-0275K		Ø 203,0	+SCS	
	90-92		R		51-0047		Bdx	Ø 19,05 180,0x30	RAD	
1.6 XR2i Eng.LJC (81kW)	3/89-12/95		F		22-0029-0		Ate	Th 18,0		
	89-94		F		23-0169			Ø 239,7 Th 20,0-18,0	Vent.	
	89-94		F			53-0118K		Ø 239,7 Th 20,0-18,0	Vent.	
	89-12/92		R		18-0275	18-0275K		Ø 203,0	+SCS	
	89-94		R		18-0276	18-0276K		Ø 180,0	-SCS	
	5/89-94		R		51-0047		Bdx	Ø 19,05 180,0x30	RAD	
1.6 XR2i Eng.LJD (76kW)	3/89-12/95		F		22-0029-0		Ate	Th 18,0		
	89-94		F		23-0169			Ø 239,7 Th 20,0-18,0	Vent.	
	89-94		F			53-0118K		Ø 239,7 Th 20,0-18,0	Vent.	
	89-12/92		R		18-0275	18-0275K		Ø 203,0	+SCS	
	89-94		R		18-0276	18-0276K		Ø 180,0	-SCS	
	5/89-94		R		51-0047		Bdx	Ø 19,05 180,0x30	RAD	
1.6i 16v Eng.L1E/ F/ G/ H/ J/ K/ L/ N/ Q (65kW)	1/94-12/95		F		22-0029-0		Ate	Th 18,0		
	94-95		F		23-0169			Ø 239,7 Th 20,0-18,0	Vent.	
	94-95		F			53-0117Y		Ø 239,7 Th 20,0-18,0	Vent.	
	94-95		F			53-0132Y		Ø 239,7 Th 20,0-18,0	Vent.	
	94-95		F			53-0117K		Ø 239,7 Th 20,0-18,0	Vent.	
	94-95		F			53-0118K		Ø 239,7 Th 20,0-18,0	Vent.	
	94-95		R		18-0276	18-0276K		Ø 180,0	-SCS	
	94-95		R		18-0275	18-0275K		Ø 203,0	+SCS	
	94-95		R		51-0047		Bdx	Ø 19,05 180,0x30	RAD	
	94-95		R			53-0118K	Bdx	Ø 19,05 180,0x30	RAD	
	1.8 16v XR2i Eng.RQB/ C (96kW)	92-95		R		18-0276	18-0276K		Ø 180,0	-SCS
		92-95		R		18-0275	18-0275K		Ø 203,0	+ABS, +SCS
92-95			R		51-0047		Bdx	Ø 19,05 180,0x30	RAD	
1.8 D Eng.RTA/ B/ C/ D/ E/ F/ G/ H/ J/ K (44kW)	3/89-12/95		F		22-0073-0		Ate	Th 18,0		
	3/89-12/95		F		22-0029-0		Ate	Th 18,0	Vent.	
	89-8/95		F		23-0168			Ø 239,0 Th 10,0-8,0	-ABS	
	89-8/95		F		23-0169			Ø 239,7 Th 20,0-18,0	Vent., +ABS	
	89-8/95		F			53-0117Y		Ø 239,7 Th 20,0-18,0	Vent., +ABS	
	89-8/95		F			53-0132Y		Ø 239,7 Th 20,0-18,0	Vent., +ABS	
	89-8/95		F			53-0117K		Ø 239,7 Th 20,0-18,0	Vent., +ABS	
	89-8/95		F			53-0118K		Ø 239,7 Th 20,0-18,0	Vent., +ABS	
	2/89-12/95		R		18-0276	18-0276K		Ø 180,0	-SCS	
	2/89-12/95		R		18-0275	18-0275K		Ø 203,0	+SCS	
	2/89-		R		51-0027		Bdx	Ø 17,46 180,0x30	RAD	
	2/89-		R			53-0117Y	Bdx	Ø 17,46 180,0x30	RAD	
	1.8 TD Eng.RFA/ B/ D/ K/ L/ M/ N/ S (57kW)	2/89-		R			53-0132Y	Bdx	Ø 17,46 180,0x30	RAD

		Spare Parts	F/R	L/R	METELLI ref.	METELLI ref. w/KIT		DIMENSIONS mm.	NOTE	
1.8 TD Eng.RFA/ B/ D/ K/ L/ M/ N/ S (57kW)	2/89-		R			53-0117K	Bdx	Ø 17,46 180,0x30	RAD	
	2/89-		R			53-0118K	Bdx	Ø 17,46 180,0x30	RAD	
	93-95		R		18-0276	18-0276K		Ø 180,0	-SCS	
	93-95		R		18-0275	18-0275K		Ø 203,0	+ABS, +SCS	
1.8i 16v Eng.RDA/ B (77kW)	2/92-12/95		F		22-0029-0		Ate	Th 18,0		
	92-95		F		23-0169			Ø 239,7 Th 20,0-18,0	Vent.	
	92-95		F			53-0117Y		Ø 239,7 Th 20,0-18,0	Vent.	
	92-95		F			53-0132Y		Ø 239,7 Th 20,0-18,0	Vent.	
	92-95		F			53-0117K		Ø 239,7 Th 20,0-18,0	Vent.	
	92-95		F			53-0118K		Ø 239,7 Th 20,0-18,0	Vent.	
	92-95		R		18-0276	18-0276K		Ø 180,0	-SCS	
	92-95		R		18-0275	18-0275K		Ø 203,0	+ABS, +SCS	
	92-95		R		51-0047		Bdx	Ø 19,05 180,0x30	RAD	
<b>Fiesta IV (JA, JB) 8/95-1/02</b>										
1.0 i (38kW)	97-99		F		23-0377			Ø 239,5 Th 12,0-10,0		
	97-99		R		18-0292	18-0292K		Ø 180,0		
1.0 i (48kW)	2/00-		F		23-0169			Ø 239,7 Th 20,0-18,0	Vent., -ABS	
	2/00-		F		23-0476			Ø 258,0 Th 22,0-20,0	Vent., +ABS	
	99-1/00		F		23-0377			Ø 239,5 Th 12,0-10,0	+ABS	
	2/00-		R		18-0290	18-0290K		Ø 203,0	+ABS	
	99-1/00		R		18-0289	18-0289K		Ø 180,0		
	99-1/00		R		18-0292	18-0292K		Ø 180,0	-ABS	
1.2 i 16v Eng.DHA/ B/ C/ D/ E/ F/ G (55kW)	00-		R		51-0168		Ap	Ø 17,78 180,0x32	RAD, -ABS	
	00-		F		22-0316-0		Ate	Th 18,5	+ABS	
	00-		F		22-0315-0		Ate	Th 18,5	-ABS	
	95-00		F		22-0088-0		Ate	Th 17,5		
	95-00		F		22-0093-0		Ate	Th 18,0	Vent.	
	95-99		F		22-0093-0		Ate	Th 18,0	A/T	
	2/00-02		F		23-0169			Ø 239,7 Th 20,0-18,0	Vent., -ABS	
	2/00-02		F		23-0476			Ø 258,0 Th 22,0-20,0	Vent., +ABS	
	9/95-1/00		F		23-0377			Ø 239,5 Th 12,0-10,0	M/T	
	8/95-1/02		R		53-0137		Ap	180,0x32	-ABS, Hand Brake	
	8/95-1/02		R		53-0136		Ap	203,2x38	+ABS, Hand Brake	
	8/95-1/02		R		53-0128		Luc	180,0x32	+ABS, Hand Brake	
	1/96-9/99		R		18-0289	18-0289K		Ø 180,0	+SCS	
	1/96-9/99		R		18-0292	18-0292K		Ø 180,0	-SCS	
	9/99-		R		18-0290	18-0290K		Ø 203,0	+SCS	
	-99		R		51-0151		Ap	Ø 19,05 180,0x29	RAD	
	00-		R		51-0168		Ap	Ø 17,78 180,0x32	RAD, -ABS	
	95-		R		51-0228		Ap	Ø 19,05 203,2x38	AP, +ABS	
96-00		R		51-0192		Luc	Ø 17,78 180,0x32	LOS		
96-02		R		51-0191		Luc	Ø 19,05 180,0x32	LOS		
1.3 i Eng.J4C/ L/ Q/ R/ T/ J (44kW)	00-		F		22-0316-0		Ate	Th 18,5	+ABS	
	00-		F		22-0315-0		Ate	Th 18,5	-ABS	
	95-00		F		22-0088-0		Ate	Th 17,5		
	95-00		F		22-0093-0		Ate	Th 18,0	Vent.	
	2/00-02		F		23-0169			Ø 239,7 Th 20,0-18,0	Vent., -ABS	
	2/00-02		F		23-0476			Ø 258,0 Th 22,0-20,0	Vent., +ABS	
	9/95-1/00		F		23-0377			Ø 239,5 Th 12,0-10,0	M/T	
	8/95-1/02		R		53-0137		Ap	180,0x32	-ABS, Hand Brake	
	8/95-1/02		R		53-0136		Ap	203,2x38	+ABS, Hand Brake	
	8/95-1/02		R		53-0128		Luc	180,0x32	+ABS, Hand Brake	
	1/96-9/99		R		18-0289	18-0289K		Ø 180,0	+SCS	
	1/96-9/99		R		18-0292	18-0292K		Ø 180,0	-SCS	
	9/99-		R		18-0290	18-0290K		Ø 203,0	+SCS	
	-99		R		51-0151		Ap	Ø 19,05 180,0x29	RAD	
	00-		R		51-0168		Ap	Ø 17,78 180,0x32	RAD, -ABS	
	96-9/99		R		51-0192		Luc	Ø 17,78 180,0x32	LOS	
	1.3 i Eng.JJA /C/ E/ K/ J/ M/ (37kW)	00-		F		22-0316-0		Ate	Th 18,5	+ABS
		00-		F		22-0315-0		Ate	Th 18,5	-ABS
95-00			F		22-0088-0		Ate	Th 17,5		
95-00			F		22-0093-0		Ate	Th 18,0	Vent.	
2/00-02			F		23-0169			Ø 239,7 Th 20,0-18,0	Vent., -ABS	
2/00-02			F		23-0476			Ø 258,0 Th 22,0-20,0	Vent., +ABS	
9/95-1/00			F		23-0377			Ø 239,5 Th 12,0-10,0	M/T	
8/95-1/02			R		53-0137		Ap	180,0x32	-ABS, Hand Brake	
8/95-1/02			R		53-0136		Ap	203,2x38	+ABS, Hand Brake	
8/95-1/02			R		53-0128		Ap	203,2x38	+ABS, Hand Brake	






































		Spare Parts	F/R	L/R	METELLI ref.	METELLI ref. w/KIT		DIMENSIONS mm.	NOTE	
1.3 i Eng.JJA /C/ E/ K/ J/ M/ (37kW)	8/95-1/02		R		53-0128		Luc	180,0x32	+ABS, Hand Brake	
	1/96-9/99		R		18-0289	18-0289K		Ø 180,0	+SCS	
	1/96-9/99		R		18-0292	18-0292K		Ø 180,0	-SCS	
	9/99-		R		18-0290	18-0290K		Ø 203,0	+SCS	
	-99		R		51-0151		Ap	Ø 19,05 180,0x29	RAD	
	00-		R		51-0168		Ap	Ø 17,78 180,0x32	RAD, -ABS	
	96-9/99		R		51-0192		Luc	Ø 17,78 180,0x32	LOS	
1.4i 16v Eng.FHA/ D/ E/ F (66kW)	-00		F		22-0093-0		Ate	Th 18,0		
	00-		F		22-0316-0		Ate	Th 18,5	+ABS	
	00-		F		22-0315-0		Ate	Th 18,5	-ABS	
	2/00-02		F		23-0169			Ø 239,7 Th 20,0-18,0	Vent., -ABS	
	2/00-02		F		23-0476			Ø 258,0 Th 22,0-20,0	Vent., +ABS	
	96-1/00		F		23-0377			Ø 239,5 Th 12,0-10,0	M/T	
	4/96-1/02		R		53-0137		Ap	180,0x32	-ABS, Hand Brake	
	4/96-1/02		R		53-0136		Ap	203,2x38	+ABS, Hand Brake	
	4/96-1/02		R		53-0128		Luc	180,0x32	+ABS, Hand Brake	
	1/96-9/99		R		18-0289	18-0289K		Ø 180,0	+SCS	
	1/96-9/99		R		18-0292	18-0292K		Ø 180,0	-SCS	
	9/99-		R		18-0290	18-0290K		Ø 203,0	+SCS	
	-99		R		51-0151		Ap	Ø 19,05 180,0x29	RAD	
	00-		R		51-0168		Ap	Ø 17,78 180,0x32	RAD, -ABS	
	1.6 16v Sport Eng.L1T/ V (76kW)	2/00-1/02		F		22-0316-0		Ate	Th 18,5	
2/00-02			F		23-0169			Ø 239,7 Th 20,0-18,0	Vent., -ABS	
2/00-02			F		23-0476			Ø 258,0 Th 22,0-20,0	Vent., +ABS	
2/00-1/02			R		53-0137		Ap	180,0x32	-ABS, Hand Brake	
2/00-1/02			R		53-0136		Ap	203,2x38	+ABS, Hand Brake	
2/00-1/02			R		53-0128		Luc	180,0x32	+ABS, Hand Brake	
00-02			R		18-0289	18-0289K		Ø 180,0		
00-			R		51-0168		Ap	Ø 17,78 180,0x32	RAD, -ABS	
00-02			R		51-0191		Luc	Ø 19,05 180,0x32	LOS	
1.8 D Eng.RTA/ B/ C/ D/ E/ F/ G/ H/ J/ K (44kW)		00-		F		22-0316-0		Ate	Th 18,5	+ABS
	00-		F		22-0315-0		Ate	Th 18,5	-ABS	
	95-00		F		22-0088-0		Ate	Th 17,5		
	95-00		F		22-0093-0		Ate	Th 18,0	Vent.	
	9/95-1/00		F		23-0377			Ø 239,5 Th 12,0-10,0	M/T	
	8/95-4/00		R		53-0137		Ap	180,0x32	-ABS, Hand Brake	
	8/95-4/00		R		53-0136		Ap	203,2x38	+ABS, Hand Brake	
	8/95-4/00		R		53-0128		Luc	180,0x32	+ABS, Hand Brake	
	1/96-9/99		R		18-0289	18-0289K		Ø 180,0	+SCS	
	1/96-9/99		R		18-0292	18-0292K		Ø 180,0	-SCS	
	9/99-		R		18-0290	18-0290K		Ø 203,0	+SCS	
	-99		R		51-0151		Ap	Ø 19,05 180,0x29	RAD	
	00-4/00		R		51-0168		Ap	Ø 17,78 180,0x32	RAD, -ABS	
	1.8 Di Eng.RTN /P/ Q (55kW)	-00		F		22-0088-0		Ate	Th 17,5	
		-00		F		22-0093-0		Ate	Th 18,0	Vent.
00-			F		22-0316-0		Ate	Th 18,5	+ABS	
00-			F		22-0315-0		Ate	Th 18,5	-ABS	
00-02			F		23-0169			Ø 239,7 Th 20,0-18,0	Vent., -ABS	
00-02			F		23-0476			Ø 258,0 Th 22,0-20,0	Vent., +ABS	
4/00-1/02			R		53-0137		Ap	180,0x32	-ABS, Hand Brake	
4/00-1/02			R		53-0136		Ap	203,2x38	+ABS, Hand Brake	
4/00-1/02			R		53-0128		Luc	180,0x32	+ABS, Hand Brake	
00-02			R		18-0289	18-0289K		Ø 180,0		
00-			R		51-0168		Ap	Ø 17,78 180,0x32	RAD, -ABS	
00-02			R		51-0191		Luc	Ø 19,05 180,0x32	LOS	
<b>Fiesta V (JH) 11/01-9/08</b>										
1.2 16v Eng.FUJA/ B (55kW)	5/02-		F		22-0316-0		Ate	Th 18,5		
	5/02-		F		23-0476			Ø 258,0 Th 22,0-20,0	Vent.	
	02-		R		18-0365	18-0365K		Ø 203,0		
	02-		R		18-0388	18-0388K		Ø 203,0	+ABS	
	02-		R		51-0153		Ap	Ø 19,05 203,0x39		
	03-02-		R		51-0167		Ap	Ø 19,05 180,0x32	RAD, -ABS	
1.2 16v Eng.M7JA/ B (51kW)	3/03-		F		22-0316-0		Ate	Th 18,5		
	3/03-		F		23-0476			Ø 258,0 Th 22,0-20,0	Vent.	
	03-		R		18-0365	18-0365K		Ø 203,0		
	03-		R		18-0388	18-0388K		Ø 203,0	+ABS	
	03-		R		51-0153		Ap	Ø 19,05 203,0x39		

		Spare Parts	F/R	L/R	METELLI ref.	METELLI ref. w/KIT		DIMENSIONS mm.	NOTE
1.2 16v Eng.M7JA/ B (51kW)	03-		R		51-0167		Ap	Ø 19,05 180,0x32	RAD, -ABS
1.3 Eng.A9JA/ B (51kW)	11/01-		F		22-0316-0		Ate	Th 18,5	
			F		23-0476			Ø 258,0 Th 22,0-20,0	Vent.
	11/01-9/08		R		53-0137		Ap	180,0x32	-ABS, Hand Brake
			R		53-0136		Ap	203,2x38	+ABS, Hand Brake
	01-		R		18-0365	18-0365K		Ø 203,0	
			R		18-0388	18-0388K		Ø 203,0	+ABS
	01-		R		51-0153		Ap	Ø 19,05 203,0x39	
			R		51-0167		Ap	Ø 19,05 180,0x32	RAD, -ABS
1.3i Eng.BAJA (44kW)	11/01-		F		22-0316-0		Ate	Th 18,5	
			F		23-0476			Ø 258,0 Th 22,0-20,0	Vent.
	11/01-9/08		R		53-0137		Ap	180,0x32	-ABS, Hand Brake
			R		53-0136		Ap	203,2x38	+ABS, Hand Brake
	01-		R		18-0365	18-0365K		Ø 203,0	
			R		18-0388	18-0388K		Ø 203,0	+ABS
	01-		R		51-0153		Ap	Ø 19,05 203,0x39	
			R		51-0167		Ap	Ø 19,05 180,0x32	RAD, -ABS
1.4 16v Eng.FXJA/ B (59kW)	11/01-		F		22-0316-0		Ate	Th 18,5	
			F		23-0476			Ø 258,0 Th 22,0-20,0	Vent., AW
	11/01-9/08		R		53-0137		Ap	180,0x32	-ABS, Hand Brake
			R		53-0136		Ap	203,2x38	+ABS, Hand Brake
	01-		R		18-0365	18-0365K		Ø 203,0	
			R		18-0388	18-0388K		Ø 203,0	+ABS
	01-		R		51-0153		Ap	Ø 19,05 203,0x39	
			R		51-0167		Ap	Ø 19,05 180,0x32	RAD, -ABS
1.4 TDCi Eng.F6JA/ B (50kW)	11/01-		F		22-0316-0		Ate	Th 18,5	
			F		23-0476			Ø 258,0 Th 22,0-20,0	Vent., AW
	11/01-9/08		R		53-0137		Ap	180,0x32	-ABS, Hand Brake
			R		53-0136		Ap	203,2x38	+ABS, Hand Brake
	01-		R		18-0365	18-0365K		Ø 203,0	
			R		18-0388	18-0388K		Ø 203,0	+ABS
	01-		R		51-0167		Ap	Ø 19,05 180,0x32	RAD, -ABS
1.6 16v Eng.FYJA (74kW)	11/01-		F		22-0316-0		Ate	Th 18,5	
			F		23-0476			Ø 258,0 Th 22,0-20,0	Vent.
	11/01-9/08		R		53-0137		Ap	180,0x32	-ABS, Hand Brake
			R		53-0136		Ap	203,2x38	+ABS, Hand Brake
	01-		R		18-0365	18-0365K		Ø 203,0	
			R		18-0388	18-0388K		Ø 203,0	+ABS
	01-		R		51-0153		Ap	Ø 19,05 203,0x39	
			R		51-0167		Ap	Ø 19,05 180,0x32	RAD, -ABS
1.6 TDCi Eng.HHJA/ B (66kW)	11/04-		F		22-0316-0		Ate	Th 18,5	
			F		23-0476			Ø 258,0 Th 22,0-20,0	Vent.
	04-		R		18-0388	18-0388K		Ø 203,0	+ABS
			R		51-0167		Ap	Ø 19,05 180,0x32	RAD, -ABS
2.0 ST150 Eng.N4JA/ B (110kW)	3/05-		F		22-0533-0		Ate	Th 17,5	
			R		22-0317-0		Gir	Th 15,0	
	3/05-		F		23-0542			Ø 253,0 Th 10,0-8,9	
<b>Fiesta VI 10/08-</b>									
1.2 16v Eng.SNJA (60kW)	08-		F		22-0793-0		Sum	Th 16,5	
			F		23-0975			Ø 258,0 Th 23,0-21,0	Vent.
	10/08-		R		53-0148		Luc	200,0x32	Hand Brake
1.2 16v Eng.STJA (44kW)	08-		F		22-0793-0		Sum	Th 16,5	
			F		23-0975			Ø 258,0 Th 23,0-21,0	Vent.
	10/08-		R		53-0148		Luc	200,0x32	Hand Brake
1.4 16v Eng.SPJA (71kW)	08-		F		22-0793-0		Sum	Th 16,5	
			F		23-0975			Ø 258,0 Th 23,0-21,0	Vent.
	12/08-		R		53-0148		Luc	200,0x32	Hand Brake
1.4 TDCi Eng.F6JD (50kW)	08-		F		22-0793-0		Sum	Th 16,5	
			F		23-0975			Ø 258,0 Th 23,0-21,0	Vent.
	10/08-		R		53-0148		Luc	200,0x32	Hand Brake
1.6 Eng.HXJA (88kW)	08-		F		22-0793-0		Sum	Th 16,5	
			F		23-0975			Ø 258,0 Th 23,0-21,0	Vent.
	10/08-		R		53-0148		Luc	200,0x32	Hand Brake
1.6 TDCi (55kW)	08-		F		23-0975			Ø 258,0 Th 23,0-21,0	Vent.
			R		53-0148		Luc	200,0x32	Hand Brake
1.6 TDCi Eng.HHJD (66kW)	08-		F		22-0793-0		Sum	Th 16,5	
			F		23-0975			Ø 258,0 Th 23,0-21,0	Vent.















		Spare Parts	F/R	L/R	METELLI ref.	METELLI ref. w/KIT		DIMENSIONS mm.	NOTE
1.6 TDCi Eng.HHJD (66kW)	10/08-		R		53-0148		Luc	200,0x32	Hand Brake
<b>Focus C-Max 10/03-4/08</b>									
1.6 Eng.HWDA/ B (74kW)	10/03-		F		22-0534-0		Ate	Th 18,0	
	10/03-		R		22-0337-1		Ate	Th 16,5	
	03-08		F		23-0685			Ø 278,0 Th 25,0-23,0	Vent., 15/16Inch Wheels
	03-08		F		23-0687			Ø 300,0 Th 25,0-23,0	Vent., 17Inch Wheels
	03-		R		23-0688			Ø 265,0 Th 11,0-9,0	15/16Inch Wheels
	10/03-		R		53-0133		Luc	203,2x39	Hand Brake
1.6 TDCi Eng.G8DA/ B (80kW)	03-08		F		22-0534-0		Ate	Th 18,0	
	03-08		R		22-0337-1		Ate	Th 16,5	
	03-08		F		23-0685			Ø 278,0 Th 25,0-23,0	Vent., 15/16Inch Wheels
	03-08		F		23-0687			Ø 300,0 Th 25,0-23,0	Vent., 17Inch Wheels
	03-08		R		23-0688			Ø 265,0 Th 11,0-9,0	15/16Inch Wheels
	03-08		R		23-0686			Ø 280,0 Th 11,0-9,0	17Inch Wheels
1.6 TDCi Eng.HHDA/ B (66kW)	03-08		F		22-0534-0		Ate	Th 18,0	
	05-08		R		22-0337-1		Ate	Th 16,5	
	05-08		F		23-0685			Ø 278,0 Th 25,0-23,0	Vent., 15/16Inch Wheels
	05-08		F		23-0687			Ø 300,0 Th 25,0-23,0	Vent., 17Inch Wheels
	05-08		R		23-0688			Ø 265,0 Th 11,0-9,0	15/16Inch Wheels
	05-08		R		23-0686			Ø 280,0 Th 11,0-9,0	17Inch Wheels
1.6 Ti Eng.HXDA (85kW)	04-08		F		22-0534-0		Ate	Th 18,0	
	04-08		R		22-0337-1		Ate	Th 16,5	
	04-08		F		23-0685			Ø 278,0 Th 25,0-23,0	Vent., 15/16Inch Wheels
	04-08		F		23-0687			Ø 300,0 Th 25,0-23,0	Vent., 17Inch Wheels
	04-08		R		23-0688			Ø 265,0 Th 11,0-9,0	15/16Inch Wheels
	04-08		R		23-0686			Ø 280,0 Th 11,0-9,0	17Inch Wheels
1.8 Eng.CSDA/ B (88kW)	10/03-		F		22-0534-0		Ate	Th 18,0	
	10/03-		R		22-0337-1		Ate	Th 16,5	
	03-08		F		23-0685			Ø 278,0 Th 25,0-23,0	Vent., 15/16Inch Wheels
	03-08		F		23-0687			Ø 300,0 Th 25,0-23,0	Vent., 17Inch Wheels
	03-		R		23-0688			Ø 265,0 Th 11,0-9,0	15/16Inch Wheels
	10/03-		R		23-0686			Ø 280,0 Th 11,0-9,0	17Inch Wheels
1.8 Eng.QQDA/ B (92kW)	04-08		F		22-0534-0		Ate	Th 18,0	
	04-08		R		22-0337-1		Ate	Th 16,5	
	04-08		F		23-0685			Ø 278,0 Th 25,0-23,0	Vent., 15/16Inch Wheels
	04-08		F		23-0687			Ø 300,0 Th 25,0-23,0	Vent., 17Inch Wheels
	04-08		R		23-0688			Ø 265,0 Th 11,0-9,0	15/16Inch Wheels
	04-08		R		23-0686			Ø 280,0 Th 11,0-9,0	17Inch Wheels
1.8 Flexifuel Eng.QQDA/ B (92kW)	06-08		F		22-0534-0		Ate	Th 18,0	
	06-08		R		22-0337-1		Ate	Th 16,5	
	06-08		F		23-0685			Ø 278,0 Th 25,0-23,0	Vent., 15/16Inch Wheels
	06-08		F		23-0687			Ø 300,0 Th 25,0-23,0	Vent., 17Inch Wheels
	06-08		R		23-0688			Ø 265,0 Th 11,0-9,0	15/16Inch Wheels
	06-08		R		23-0686			Ø 280,0 Th 11,0-9,0	17Inch Wheels
1.8 TDCi Eng.KKDA (85kW)	05-08		F		22-0534-0		Ate	Th 18,0	
	05-08		R		22-0337-1		Ate	Th 16,5	
	05-08		F		23-0685			Ø 278,0 Th 25,0-23,0	Vent., 15/16Inch Wheels
	05-08		F		23-0687			Ø 300,0 Th 25,0-23,0	Vent., 17Inch Wheels
	05-08		R		23-0688			Ø 265,0 Th 11,0-9,0	15/16Inch Wheels
	05-08		R		23-0686			Ø 280,0 Th 11,0-9,0	17Inch Wheels
2.0 Eng.AODA/ B (107kW)	04-08		F		23-0685			Ø 278,0 Th 25,0-23,0	Vent., 15/16Inch Wheels
	04-08		F		23-0687			Ø 300,0 Th 25,0-23,0	Vent., 17Inch Wheels
	04-08		R		23-0688			Ø 265,0 Th 11,0-9,0	15/16Inch Wheels
	04-08		R		23-0686			Ø 280,0 Th 11,0-9,0	17Inch Wheels
	04-08		R		53-0133		Luc	203,2x39	Hand Brake
2.0 TDCi Eng.G6DA/ B (100kW)	03-08		F		22-0534-0		Ate	Th 18,0	
	03-08		R		22-0337-1		Ate	Th 16,5	
	03-08		F		23-0685			Ø 278,0 Th 25,0-23,0	Vent., 15/16Inch Wheels
	03-08		F		23-0687			Ø 300,0 Th 25,0-23,0	Vent., 17Inch Wheels
	03-08		R		23-0688			Ø 265,0 Th 11,0-9,0	15/16Inch Wheels



		Spare Parts	F/R	L/R	METELLI ref.	METELLI ref. w/KIT		DIMENSIONS mm.	NOTE
2.0 TDCi Eng.G6DA/ B (100kW)	03-08		R		23-0686			Ø 280,0 Th 11,0-9,0	17Inch Wheels
	03-08		R		53-0133		Luc	203,2x39	Hand Brake
<b>Focus I, SW 10/98-10/04</b>									
1.4 16v Eng.FXDA/ B/ C/ D (55kW)	10/98-10/04		F		22-0291-0		Ate	Th 19,0	
	8/98-04		F		23-0476			Ø 258,0 Th 22,0-20,0	Vent.
	8/98-04		R		23-0542			Ø 253,0 Th 10,0-8,9	+ABS
	10/98-10/04		R		53-0133		Luc	203,2x39	Hand Brake
	98-		R		18-0319	18-0319K		Ø 203,0	
	98-		R		18-0391	18-0391K		Ø 203,0	
	98-04		R		51-0197		Luc	Ø 20,64 203,2x39	LOS, Exc. SW
	98-04		R		51-0199		Luc	Ø 22,20 203,2x39	LOS, Only SW
1.4i 16v Eng.FHA/ D/ E/ F (66kW)	1/98-10/04		F		22-0291-0		Ate	Th 19,0	
	1/98-10/2004		F		23-0476			Ø 258,0 Th 22,0-20,0	Vent.
	1/98-10/04		R		23-0542			Ø 253,0 Th 10,0-8,9	
	1/98-10/04		R		53-0133		Luc	203,2x39	Hand Brake
1.6 16v Eng.FYDA/ B/ C/ D (74kW)	10/98-10/04		F		22-0291-0		Ate	Th 19,0	
	8/98-04		F		23-0476			Ø 258,0 Th 22,0-20,0	Vent.
	8/98-04		R		23-0542			Ø 253,0 Th 10,0-8,9	+ABS
	10/98-10/04		R		53-0133		Luc	203,2x39	Hand Brake
	98-		R		18-0319	18-0319K		Ø 203,0	
	98-		R		18-0391	18-0391K		Ø 203,0	
	98-04		R		51-0197		Luc	Ø 20,64 203,2x39	LOS, Exc. SW
	98-04		R		51-0199		Luc	Ø 22,20 203,2x39	LOS, Only SW
1.8 16v Eng.EYDB/ C/ D/ E/ F (85kW)	10/98-10/04		F		22-0291-0		Ate	Th 19,0	
	10/98-10/04		R		22-0317-0		Gir	Th 15,0	
	8/98-04		F		23-0476			Ø 258,0 Th 22,0-20,0	Vent.
	8/98-04		R		23-0542			Ø 253,0 Th 10,0-8,9	+ABS
	10/98-10/04		R		53-0133		Luc	203,2x39	Hand Brake
	98-		R		18-0319	18-0319K		Ø 203,0	
	98-		R		18-0391	18-0391K		Ø 203,0	
	98-04		R		51-0197		Luc	Ø 20,64 203,2x39	LOS, Exc. SW
98-04		R		51-0199		Luc	Ø 22,20 203,2x39	LOS, Only SW	
1.8 Di / TDDi Eng.BHDA/ B (55kW)	8/99-10/04		F		22-0291-0		Ate	Th 19,0	
	99-04		F		23-0476			Ø 258,0 Th 22,0-20,0	Vent.
	99-04		R		23-0542			Ø 253,0 Th 10,0-8,9	+ABS
	8/99-10/04		R		53-0133		Luc	203,2x39	Hand Brake
	99-04		R		18-0319	18-0319K		Ø 203,0	
	99-04		R		18-0391	18-0391K		Ø 203,0	
	99-04		R		51-0198		Luc	Ø 19,05 203,2x39	LOS, Exc. SW
	99-04		R		51-0197		Luc	Ø 20,64 203,2x39	LOS, SW
1.8 TDCi Eng.F9DA/ B (85kW)	3/01-10/04		F		22-0291-0		Ate	Th 19,0	
	3/01-10/04		R		22-0317-0		Gir	Th 15,0	
	01-04		F		23-0476			Ø 258,0 Th 22,0-20,0	Vent.
	01-04		R		23-0542			Ø 253,0 Th 10,0-8,9	+ABS
	3/01-10/04		R		53-0133		Luc	203,2x39	Hand Brake
1.8 TDCi Eng.FFDA (74kW)	9/02-10/04		F		22-0291-0		Ate	Th 19,0	
	9/02-10/04		R		22-0317-0		Gir	Th 15,0	
	02-04		F		23-0476			Ø 258,0 Th 22,0-20,0	Vent.
	02-04		R		23-0542			Ø 253,0 Th 10,0-8,9	+ABS
	9/02-10/04		R		53-0133		Luc	203,2x39	Hand Brake
1.8 TDi / TDDi Eng.C9DA/ B/ C (66kW)	10/98-10/04		F		22-0291-0		Ate	Th 19,0	
	8/98-04		F		23-0476			Ø 258,0 Th 22,0-20,0	Vent.
	8/98-04		R		23-0542			Ø 253,0 Th 10,0-8,9	+ABS
	10/98-10/04		R		53-0133		Luc	203,2x39	Hand Brake
	98-		R		18-0319	18-0319K		Ø 203,0	
	98-		R		18-0391	18-0391K		Ø 203,0	
	98-04		R		51-0198		Luc	Ø 19,05 203,2x39	LOS, Exc. SW
98-04		R		51-0197		Luc	Ø 20,64 203,2x39	LOS, SW	
2.0 16v Eng.EDDB/ C/ D/ F (96kW)	10/98-10/04		F		22-0291-0		Ate	Th 19,0	
	10/98-10/04		R		22-0317-0		Gir	Th 15,0	
	8/98-04		F		23-0476			Ø 258,0 Th 22,0-20,0	Vent.
	8/98-04		R		23-0542			Ø 253,0 Th 10,0-8,9	+ABS
2.0 RS (Exc. SW) Eng.DBW (158kW)	10/02-10/04		F		22-0251-2		Bre	Th 15,0	
	10/02-10/04		R		22-0317-0		Gir	Th 15,0	
2.0 ST170 Eng.Duratec-ST (127kW)	3/02-10/04		F		22-0533-0		Ate	Th 17,5	
	3/02-10/04		R		22-0317-0		Gir	Th 15,0	






























































			Spare Parts	F/R	L/R	METELLI ref.	METELLI ref. w/KIT		DIMENSIONS mm.	NOTE
<b>Focus II 11/04-3/08</b>										
1.4 Eng.ASDA/ B (59kW)	11/04-		F			22-0534-0		Ate	Th 18,0	
	11/04-		R		22-0337-1		Ate	Th 16,5	+ESP	
	11/04-		F			23-0685			Ø 278,0 Th 25,0-23,0	Vent.
	04-		R		23-0688			Ø 265,0 Th 11,0-9,0		
	11/04-3/08		R		53-0133		Luc	203,2x39	Hand Brake	
04-		R		18-0390			Ø 228,3			
1.6 Eng.HWDA/ B/ SHDA (74kW)	11/04-		F			22-0534-0		Ate	Th 18,0	
	11/04-		R		22-0337-1		Ate	Th 16,5	+ESP	
	11/04-		F			23-0685			Ø 278,0 Th 25,0-23,0	Vent.
	04-		R		23-0688			Ø 265,0 Th 11,0-9,0		
	11/04-3/08		R		53-0133		Luc	203,2x39	Hand Brake	
04-		R		18-0390			Ø 228,3			
1.6 TDCi Eng.G8DA/ B (80kW)	11/04-		F			22-0534-0		Ate	Th 18,0	
	11/04-		R		22-0337-1		Ate	Th 16,5	+ESP	
	04-		F			23-0685			Ø 278,0 Th 25,0-23,0	Vent.
	04-08		R		23-0688			Ø 265,0 Th 11,0-9,0		
	11/04-3/08		R		53-0133		Luc	203,2x39	Hand Brake	
04-08		R		18-0390			Ø 228,3			
1.6 TDCi Eng.HHDA/ B (66kW)	1/05-		F			22-0534-0		Ate	Th 18,0	
	1/05-		R		22-0337-1		Ate	Th 16,5	+ESP	
	05-		F			23-0685			Ø 278,0 Th 25,0-23,0	Vent.
	05-08		R		23-0688			Ø 265,0 Th 11,0-9,0		
	11/04-3/08		R		53-0133		Luc	203,2x39	Hand Brake	
05-08		R		18-0390			Ø 228,3			
1.6 Ti Eng.HXDA (85kW)	11/04-		F			22-0534-0		Ate	Th 18,0	
	11/04-		R		22-0337-1		Ate	Th 16,5	+ESP	
	04-		F			23-0685			Ø 278,0 Th 25,0-23,0	Vent.
	04-08		R		23-0688			Ø 265,0 Th 11,0-9,0		
	11/04-3/08		R		53-0133		Luc	203,2x39	Hand Brake	
04-08		R		18-0390			Ø 228,3			
1.8 (92kW)	06-08		F			22-0534-0		Ate	Th 18,0	
	06-08		R		22-0337-1		Ate	Th 16,5		
	06-08		F			23-0685			Ø 278,0 Th 25,0-23,0	Vent.
	06-08		R		23-0688			Ø 265,0 Th 11,0-9,0		
	11/04-3/08		R		53-0133		Luc	203,2x39	Hand Brake	
06-08		R		18-0390			Ø 228,3			
1.8 Flexifuel Eng.QQDA/ B (92kW)	1/06-		F			22-0534-0		Ate	Th 18,0	
	1/06-		R		22-0337-1		Ate	Th 16,5		
	06-		F			23-0685			Ø 278,0 Th 25,0-23,0	Vent.
	06-		R		23-0688			Ø 265,0 Th 11,0-9,0		
	11/04-3/08		R		53-0133		Luc	203,2x39	Hand Brake	
06-		R		18-0390			Ø 228,3			
1.8 TDCi Eng.KKDA (85kW)	1/05-		F			22-0534-0		Ate	Th 18,0	
	1/05-		R		22-0337-1		Ate	Th 16,5	+ESP	
	05-		F			23-0687			Ø 300,0 Th 25,0-23,0	Vent.
	04-		R		23-0688			Ø 265,0 Th 11,0-9,0		
	1/05-		R		23-0686			Ø 280,0 Th 11,0-9,0	17Inch Wheels	
05-		R		18-0390			Ø 228,3			
2.0 Eng.AODA/ B (107kW)	11/04-		F			22-0534-0		Ate	Th 18,0	
	11/04-		R		22-0337-1		Ate	Th 16,5		
	04-		F			23-0687			Ø 300,0 Th 25,0-23,0	Vent.
	04-		R		23-0688			Ø 265,0 Th 11,0-9,0		
	11/04-		R		23-0686			Ø 280,0 Th 11,0-9,0	17Inch Wheels	
04-		R		18-0390			Ø 228,3			
2.0 TDCi Eng.G6DA/ B/ D (100kW)	11/04-		F			22-0534-0		Ate	Th 18,0	
	11/04-		R		22-0337-1		Ate	Th 16,5		
	04-		F			23-0687			Ø 300,0 Th 25,0-23,0	Vent.
	04-		R		23-0686			Ø 280,0 Th 11,0-9,0	17Inch Wheels	
	11/04-		R		23-0688			Ø 265,0 Th 11,0-9,0		
11/04-3/08		R		53-0142		Ap	228,6x43			
2.5 Eng.HYDA (166kW)	10/05-		F			22-0549-3		Ate	Th 18,5	
	10/05-		R		22-0337-1		Ate	Th 16,5		
	04-		R			23-0688			Ø 265,0 Th 11,0-9,0	
	10/05-		R		23-0686			Ø 280,0 Th 11,0-9,0	17Inch Wheels	
	11/04-3/08		R		53-0142		Ap	228,6x43		
10/05-		R		18-0390			Ø 228,3			
<b>Focus II Cabrio 10/06-3/08</b>										
1.6 Eng.HWDA/ B (74kW)	06-08		F			22-0534-0		Ate	Th 18,0	
	06-08		R		22-0337-1		Ate	Th 16,5	+ESP	
	06-08		F			23-0685			Ø 278,0 Th 25,0-23,0	Vent.
	06-08		R		23-0688			Ø 265,0 Th 11,0-9,0		
2.0 Eng.AODA/ B (107kW)	06-08		F			22-0534-0		Ate	Th 18,0	
	06-08		R		22-0337-1		Ate	Th 16,5		
	06-08		F			23-0687			Ø 300,0 Th 25,0-23,0	Vent.
	06-08		R		23-0688			Ø 265,0 Th 11,0-9,0		
	06-08		R		23-0686			Ø 280,0 Th 11,0-9,0	17Inch Wheels	
06-08		R		18-0390			Ø 228,3			
2.0 TDCi Eng.G6DA/ B (100kW)	06-08		F			22-0534-0		Ate	Th 18,0	
	06-08		R		22-0337-1		Ate	Th 16,5		
	06-08		F			23-0687			Ø 300,0 Th 25,0-23,0	Vent.
	06-08		R		23-0688			Ø 265,0 Th 11,0-9,0		

		Spare Parts	F/R	L/R	METELLI ref.	METELLI ref. w/KIT		DIMENSIONS mm.	NOTE
2.0 TDCi Eng.G6DA/ B (100kW)	06-08		R		23-0686			Ø 280,0 Th 11,0-9,0	17Inch Wheels
	06-08		R		53-0142		Ap	228,6x43	
	06-08		R		51-0229		Ap	Ø 20,64 228,6x43	AP
<b>Focus II SW 11/04-3/08</b>									
1.4 Eng.ASDA/ B (59kW)	1/05-		F		22-0534-0		Ate	Th 18,0	
	1/05-		R		22-0337-1		Ate	Th 16,5	
	1/05-		F		23-0685			Ø 278,0 Th 25,0-23,0	Vent.
	1/05-		R		23-0688			Ø 265,0 Th 11,0-9,0	
	1/05-3/08		R		53-0142		Ap	228,6x43	
	05-		R		18-0390			Ø 228,3	
1.6 Eng.HWDA/ B (74kW)	05-08		R		51-0229		Ap	Ø 20,64 228,6x43	AP
	1.6 TDCi Eng.G8DA/ B (80kW)	1/05-	F		22-0534-0		Ate	Th 18,0	
		1/05-	R		22-0337-1		Ate	Th 16,5	
	1.6 TDCi Eng.HHDA/ B (66kW)	1/05-	F		23-0685			Ø 278,0 Th 25,0-23,0	Vent.
		1/05-	R		23-0688			Ø 265,0 Th 11,0-9,0	
	1.6 Ti Eng.HXDA (85kW)	1/05-3/08		R		53-0142		Ap	228,6x43
05-08			R		51-0229		Ap	Ø 20,64 228,6x43	AP
1.8 (92kW)	05-08		R		51-0229		Ap	Ø 20,64 228,6x43	AP
	1.8 Flexifuel Eng.QQDA/ B (92kW)	1/06-	F		22-0534-0		Ate	Th 18,0	
		1/06-	R		22-0337-1		Ate	Th 16,5	
	1.8 TDCi Eng.KKDA (85kW)	1/06-	F		23-0685			Ø 278,0 Th 25,0-23,0	Vent.
1/06-		R		23-0688			Ø 265,0 Th 11,0-9,0		
1.8 TDCi Eng.KKDA (85kW)	1/05-		F		22-0534-0		Ate	Th 18,0	
	1/05-		R		22-0337-1		Ate	Th 16,5	
	05-		F		23-0687			Ø 300,0 Th 25,0-23,0	Vent.
	04-		R		23-0688			Ø 265,0 Th 11,0-9,0	
2.0 Eng.AODA/ B (107kW)	11/04-		R		23-0686			Ø 280,0 Th 11,0-9,0	17Inch Wheels
	2.0 TDCi Eng.G6DA/ B (100kW)	04-08	F		22-0534-0		Ate	Th 18,0	
		04-08	R		22-0337-1		Ate	Th 16,5	
	2.0 TDCi Eng.G6DA/ B (100kW)	04-08	F		23-0687			Ø 300,0 Th 25,0-23,0	Vent.
		04-08	R		23-0688			Ø 265,0 Th 11,0-9,0	
	2.0 TDCi Eng.G6DA/ B (100kW)	04-08		R		23-0686			Ø 280,0 Th 11,0-9,0
04-08			R		53-0142		Ap	228,6x43	
2.0 TDCi Eng.G6DA/ B (100kW)	04-08		R		53-0142		Ap	228,6x43	
	2.0 TDCi Eng.G6DA/ B (100kW)	1/05-	F		22-0534-0		Ate	Th 18,0	
		1/05-	R		22-0337-1		Ate	Th 16,5	
	2.0 TDCi Eng.G6DA/ B (100kW)	05-	F		23-0687			Ø 300,0 Th 25,0-23,0	Vent.
		04-	R		23-0688			Ø 265,0 Th 11,0-9,0	
	2.0 TDCi Eng.G6DA/ B (100kW)	11/04-	R		23-0686			Ø 280,0 Th 11,0-9,0	17Inch Wheels
1/05-3/08			R		53-0142		Ap	228,6x43	
05-08		R		51-0229		Ap	Ø 20,64 228,6x43	AP	
<b>Focus III CC 4/08-</b>									
1.6 Eng.SHDA (74kW)	08-		F		23-0685			Ø 278,0 Th 25,0-23,0	Vent.
	08-		R		23-0688			Ø 265,0 Th 11,0-9,0	
2.0 TDCi Eng.G6DA/ B (100kW)	08-		F		23-0687			Ø 300,0 Th 25,0-23,0	Vent.
	08-		R		23-0924			Ø 280,0 Th 11,0-9,0	



















































		Spare Parts	F/R	L/R	METELLI ref.	METELLI ref. w/KIT		DIMENSIONS mm.	NOTE
<b>Focus III, SW 1/08-</b>									
1.6 Eng.HDEZ (74kW)	10-		F		23-0685			Ø 278,0 Th 25,0-23,0	Vent.
	10-		R		23-0688			Ø 265,0 Th 11,0-9,0	
1.6 TDCi Eng.G8DB (80kW)	08-		F		23-0685			Ø 278,0 Th 25,0-23,0	Vent.
	08-		R		23-0688			Ø 265,0 Th 11,0-9,0	
	08-		R		23-0924			Ø 280,0 Th 11,0-9,0	
1.6 TDCi Eng.HHDA (66kW)	08-		F		23-0685			Ø 278,0 Th 25,0-23,0	Vent.
	08-		R		23-0688			Ø 265,0 Th 11,0-9,0	
1.6 Ti Eng.HXDA (85kW)	08-		F		23-0685			Ø 278,0 Th 25,0-23,0	Vent.
	08-		R		23-0688			Ø 265,0 Th 11,0-9,0	
1.8 Eng.Q7DA/B (92kW)	08-		F		23-0685			Ø 278,0 Th 25,0-23,0	Vent.
	08-		R		23-0688			Ø 265,0 Th 11,0-9,0	
1.8 TDCi Eng.KKDA (85kW)	08-		F		23-0687			Ø 300,0 Th 25,0-23,0	Vent.
	08-		R		23-0924			Ø 280,0 Th 11,0-9,0	
2.0 Eng.AODA/B (107kW)	08-		F		23-0687			Ø 300,0 Th 25,0-23,0	Vent.
	08-		R		23-0924			Ø 280,0 Th 11,0-9,0	
2.0 TDCi Eng.C20DD0X (81kW)	08-		F		23-0687			Ø 300,0 Th 25,0-23,0	Vent.
	08-		R		23-0924			Ø 280,0 Th 11,0-9,0	
2.0 TDCi Eng.G6DB/D (100kW)	08-		F		23-0687			Ø 300,0 Th 25,0-23,0	Vent.
	08-		R		23-0924			Ø 280,0 Th 11,0-9,0	
2.5 T. Eng.HYDA (166kW)	08-		R		23-0924			Ø 280,0 Th 11,0-9,0	
<b>Fusion (JU) 8/02-</b>									
1.2 16v Eng.FUJA/ B (55kW)	8/04-		F		22-0316-0		Ate	Th 18,5	
	04-		F		23-0476			Ø 258,0 Th 22,0-20,0	Vent.
	04-		R		18-0365	18-0365K		Ø 203,0	
1.4 16v Eng.FXJA/ B (59kW)	8/02-		F		22-0316-0		Ate	Th 18,5	
	8/02-		F		23-0476			Ø 258,0 Th 22,0-20,0	Vent., AW
	8/02-		R		53-0136		Ap	203,2x38	+ABS, Hand Brake
	8/02-		R		18-0365	18-0365K		Ø 203,0	
	8/02-		R		51-0153		Ap	Ø 19,05 203,0x39	
1.4 TDCi Eng.F6JA/ B (50kW)	8/02-		F		22-0316-0		Ate	Th 18,5	
	8/02-		F		23-0476			Ø 258,0 Th 22,0-20,0	Vent., AW
	8/02-		R		53-0136		Ap	203,2x38	+ABS, Hand Brake
	8/02-		R		18-0365	18-0365K		Ø 203,0	
	02-		R		51-0153		Ap	Ø 19,05 203,0x39	
1.6 16v Eng.FYJA (74kW)	8/02-		F		22-0316-0		Ate	Th 18,5	
	8/02-		F		23-0476			Ø 258,0 Th 22,0-20,0	Vent., AW
	8/02-		R		53-0136		Ap	203,2x38	+ABS, Hand Brake
	8/02-		R		18-0365	18-0365K		Ø 203,0	
	02-		R		51-0153		Ap	Ø 19,05 203,0x39	
1.6 TDCi Eng.HHJA/ B (66kW)	11/04-		F		22-0316-0		Ate	Th 18,5	
	04-		F		23-0476			Ø 258,0 Th 22,0-20,0	Vent.
	04-		R		18-0365	18-0365K		Ø 203,0	
<b>Galaxy I (VX, WGR, VY) 3/95-8/06</b>									
1.9 TDi Eng.AFN/ AVG (81kW)	-00		F		22-0279-0		Ate	Th 20,0	
	8/97-4/00		R		22-0100-1		Gir	Th 17,0	
	97-00		F		23-0403			Ø 288,0 Th 25,0-21,0	Vent.
	97-00		R		23-0404			Ø 268,0 Th 10,0-8,0	
1.9 TDi Eng.ANU/ 1Z/ AHU (66kW)	-00		F		22-0279-0		Ate	Th 20,0	
	00-02		F		22-0279-1		Ate	Th 20,0	Disc 288x25 mm, 15Inch Wheels
	01-06		F		22-0550-0		Ate	Th 19,0	Disc 300x26 mm, 16Inch Wheels
	-00		R		22-0100-1		Gir	Th 17,0	
	00-		R		22-0100-3		Gir	Th 17,0	
	95-		F		23-0403			Ø 288,0 Th 25,0-21,0	Vent.
	5/01-4/06		F		23-0736			Ø 300,0 Th 26,0-22,0	Vent.
1.9 TDi Eng.ASZ (96kW)	2/03-		F		22-0550-0		Ate	Th 19,0	
	2/03-		R		22-0100-3		Gir	Th 17,0	
	03-		F		23-0736			Ø 300,0 Th 26,0-22,0	Vent.
	03-		R		23-0404			Ø 268,0 Th 10,0-8,0	
1.9 TDi Eng.AUY (85kW)	00-02		F		22-0279-1		Ate	Th 20,0	Disc 288x25 mm, 15Inch Wheels
	01-06		F		22-0550-0		Ate	Th 19,0	Disc 300x26 mm, 16Inch Wheels
	4/00-		R		22-0100-3		Gir	Th 17,0	
	5/01-		F		23-0736			Ø 300,0 Th 26,0-22,0	Vent.
	4/00-4/01		F		23-0403			Ø 288,0 Th 25,0-21,0	Vent.
	00-		R		23-0404			Ø 268,0 Th 10,0-8,0	

		Spare Parts	F/R	L/R	METELLI ref.	METELLI ref. w/KIT		DIMENSIONS mm.	NOTE
1.9 TDi Eng.BTB (110kW)	5/05-	F	F		22-0550-0		Ate	Th 19,0	
					22-0100-3		Gir	Th 17,0	
	5/05-4/06	F	R		23-0792			Ø 313,0 Th 26,0-22,0	Vent.
					23-0767			Ø 294,0 Th 13,5-11,5	
2.0 i Eng.NSE/ ZVSA (85kW)	-00	F	F		22-0279-0		Ate	Th 20,0	
	-00	R	R		22-0100-1		Gir	Th 17,0	
	10/95-4/01	F	F		23-0403			Ø 288,0 Th 25,0-21,0	Vent.
	5/01-	F	R		23-0736			Ø 300,0 Th 26,0-22,0	Vent.
	10/95-	R	R		23-0404			Ø 268,0 Th 10,0-8,0	
2.3 16v Eng.E5SB (103kW)	01-02	F	F		22-0279-1		Ate	Th 20,0	Disc 288x25 mm, 15Inch Wheels
	01-06	F	F		22-0550-0		Ate	Th 19,0	Disc 300x26 mm, 16Inch Wheels
	9/01-	R	R		22-0100-3		Gir	Th 17,0	
	5/01-	F	R		23-0736			Ø 300,0 Th 26,0-22,0	Vent.
	01-	R	R		23-0404			Ø 268,0 Th 10,0-8,0	
2.3 16v Eng.Y5B/ E5SA (107kW)	-00	F	F		22-0279-0		Ate	Th 20,0	
	00-02	F	F		22-0279-1		Ate	Th 20,0	Disc 288x25 mm, 15Inch Wheels
	01-06	F	F		22-0550-0		Ate	Th 19,0	Disc 300x26 mm, 16Inch Wheels
	-00	R	R		22-0100-1		Gir	Th 17,0	
	00-	R	R		22-0100-3		Gir	Th 17,0	
	97-	F	R		23-0403			Ø 288,0 Th 25,0-21,0	Vent.
	97-	R	R		23-0404			Ø 268,0 Th 10,0-8,0	
2.8 i V6, 4WD Eng.AAA/ AMY (128kW)	-00	F	F		22-0279-0		Ate	Th 20,0	
	4/96-4/00	R	R		22-0100-1		Gir	Th 17,0	
	96-00	F	R		23-0403			Ø 288,0 Th 25,0-21,0	Vent.
	96-00	R	R		23-0404			Ø 268,0 Th 10,0-8,0	
2.8 V6 Eng.AYL (150kW)	00-	F	F		22-0551-0		Ate	Th 19,5	
	4/00-	R	R		22-0346-2		Gir	Th 16,5	
	00-	F	R		23-0792			Ø 313,0 Th 26,0-22,0	Vent.
	00-	R	R		23-0767			Ø 294,0 Th 13,5-11,5	
<b>Galaxy II 9/06-</b>									
1.8 TDCi Eng.FFWA (74kW)	9/06-	F	F		22-0675-0		Ate	Th 20,0	
	06-	F	R		23-0896			Ø 300,0 Th 28,0-26,0	Vent.
	06-	R	R		23-0897			Ø 302,0 Th 11,0-9,0	
1.8 TDCi Eng.QYWA (92kW)	9/06-	F	F		22-0675-0		Ate	Th 20,0	
	06-	F	R		23-0896			Ø 300,0 Th 28,0-26,0	Vent.
	06-	R	R		23-0897			Ø 302,0 Th 11,0-9,0	
2.0 Eng.AOWA (107kW)	9/06-	F	F		22-0675-0		Ate	Th 20,0	
	06-	F	R		23-0896			Ø 300,0 Th 28,0-26,0	Vent.
	06-	R	R		23-0897			Ø 302,0 Th 11,0-9,0	
2.0 TDCi Eng.AZWA (96kW)	5/06-	F	F		22-0675-0		Ate	Th 20,0	
	06-	F	R		23-0896			Ø 300,0 Th 28,0-26,0	Vent.
	06-	R	R		23-0897			Ø 302,0 Th 11,0-9,0	
2.0 TDCi Eng.KLWA (85kW)	11/07-	F	F		22-0675-0		Ate	Th 20,0	
	07-	F	R		23-0896			Ø 300,0 Th 28,0-26,0	Vent.
	07-	R	R		23-0897			Ø 302,0 Th 11,0-9,0	
2.0 TDCi Eng.QZWA (103kW)	9/06-	F	F		22-0675-0		Ate	Th 20,0	
	06-	F	R		23-0896			Ø 300,0 Th 28,0-26,0	Vent.
	06-	R	R		23-0897			Ø 302,0 Th 11,0-9,0	
2.2 TDCi Eng.BBA/ BBD (129kW)	3/08-	F	F		22-0675-0		Ate	Th 20,0	
	08-	F	R		23-0896			Ø 300,0 Th 28,0-26,0	Vent.
	08-	R	R		23-0897			Ø 302,0 Th 11,0-9,0	
2.3 Eng.SEWA (118kW)	9/07-	F	F		22-0675-0		Ate	Th 20,0	
	07-	F	R		23-0896			Ø 300,0 Th 28,0-26,0	Vent.
	07-	R	R		23-0897			Ø 302,0 Th 11,0-9,0	
<b>Granada I (GGTL,FL), SW 1/72-8/77</b>									
1.7 Eng.17M/ EV17L (48-51-55kW)	74-77	F	F		23-0138			Ø 262,0 Th 12,8-11,4	
	12/74-8/77	R	R		53-0100		Luc	254,0x57	Hand Brake
1.7 Eng.17M/ EV17L (55kW)	72-75	F	F		23-0138			Ø 262,0 Th 12,8-11,4	
	3/72-2/75	R	R		53-0100		Luc	254,0x57	Hand Brake
1.7, Coupe Eng.EY (48kW)	72-75	F	F		23-0138			Ø 262,0 Th 12,8-11,4	
	3/72-2/75	R	R		53-0100		Luc	254,0x57	Hand Brake
2.0 Eng.NYP/ TL20H (66kW)	75-77	F	F		23-0138			Ø 262,0 Th 12,8-11,4	
	1/75-8/77	R	R		53-0100		Luc	254,0x57	Hand Brake
2.0 Eng.OHCLC (64kW)	76-77	F	F		23-0138			Ø 262,0 Th 12,8-11,4	
	1/76-8/77	R	R		53-0100		Luc	254,0x57	Hand Brake






































		Spare Parts	F/R	L/R	METELLI ref.	METELLI ref. w/KIT		DIMENSIONS mm.	NOTE
2.0, Coupe Eng.OHCHC/ TL20H (70-73kW)	75-77		F		23-0138			Ø 262,0 Th 12,8-11,4	
	1/75-7/77		R		53-0100		Luc	254,0x57	Hand Brake
2.3, Coupe Eng.YYH/ TV23 (79kW)	72-77		F		23-0138			Ø 262,0 Th 12,8-11,4	
	1/72-8/77		R		53-0100		Luc	254,0x57	Hand Brake
2.6 Eng.V6 (79kW)	75-77		F		23-0137			Ø 262,0 Th 24,2-22,8	Vent.
2.6, Coupe Eng.UY V6 (92kW)	72-76		F		23-0137			Ø 262,0 Th 24,2-22,8	Vent.
3.0, Coupé Eng.EV30H (101kW)	72-76		F		23-0137			Ø 262,0 Th 24,2-22,8	Vent.
	1/72-2/76		R		53-0100		Luc	254,0x57	Hand Brake
<b>Granada II (GU), SW 8/77-8/85</b>									
1.6 Eng.LCK (55kW)	7/81-8/85		F		22-0023-1		Gir	Th 15,0	
	7/81-8/85		F		22-0023-0		Gir	Th 15,0	
	81-85		F		23-0138			Ø 262,0 Th 12,8-11,4	
1.7 Eng.17M/ EV17L (48-51-55kW)	8/77-7/81		F		22-0023-1		Gir	Th 15,0	
	8/77-7/81		F		22-0023-0		Gir	Th 15,0	
	77-81		F		23-0138			Ø 262,0 Th 12,8-11,4	
	8/77-7/81		R		53-0062		Luc	254,0x57	Hand Brake
	8/77-7/81		R		53-0100		Luc	254,0x57	Hand Brake
1.9 D (Exc. SW) Eng.XD4.88 (40kW)	8/77-8/82		R		53-0100		Luc	254,0x57	Hand Brake
2.0 Eng.NEK (77kW)	8/81-8/85		F		22-0023-1		Gir	Th 15,0	
	8/81-8/85		F		22-0023-0		Gir	Th 15,0	
	81-85		F		23-0138			Ø 262,0 Th 12,8-11,4	
	8/81-8/85		R		53-0062		Luc	254,0x57	Hand Brake
2.0 Eng.NEP/ TL20H (74kW)	8/79-8/85		F		22-0023-1		Gir	Th 15,0	
	8/79-8/85		F		22-0023-0		Gir	Th 15,0	
	79-85		F		23-0138			Ø 262,0 Th 12,8-11,4	
	8/79-8/85		R		53-0062		Luc	254,0x57	Hand Brake
2.0 Eng.NYP/ TL20H (66kW)	8/77-8/85		F		22-0023-1		Gir	Th 15,0	
	8/77-8/85		F		22-0023-0		Gir	Th 15,0	
	77-85		F		23-0138			Ø 262,0 Th 12,8-11,4	
	8/77-8/85		R		53-0062		Luc	254,0x57	Hand Brake
2.0 Eng.OHCLC (64kW)	8/77-7/79		F		22-0023-1		Gir	Th 15,0	
	8/77-7/79		F		22-0023-0		Gir	Th 15,0	
	77-79		F		23-0138			Ø 262,0 Th 12,8-11,4	
	8/77-7/79		R		53-0062		Luc	254,0x57	Hand Brake
2.1 D (Exc. SW) Eng.WTA (46kW)	8/77-8/82		F		22-0023-1		Gir	Th 15,0	
	8/77-8/82		F		22-0023-0		Gir	Th 15,0	
	77-82		F		23-0138			Ø 262,0 Th 12,8-11,4	
	8/77-8/82		R		53-0100		Luc	254,0x57	Hand Brake
2.3 Eng.YYH/ TV23 (79kW)	8/77-6/79		F		22-0023-1		Gir	Th 15,0	
	8/77-6/79		F		22-0023-0		Gir	Th 15,0	
	77-79		F		23-0138			Ø 262,0 Th 12,8-11,4	
	8/77-6/79		R		53-0062		Luc	254,0x57	Hand Brake
	8/77-6/79		R		53-0100		Luc	254,0x57	Hand Brake
2.3 Eng.YYP/ TV23 (84kW)	6/79-8/85		F		22-0023-1		Gir	Th 15,0	
	6/79-8/85		F		22-0023-0		Gir	Th 15,0	
	79-85		F		23-0138			Ø 262,0 Th 12,8-11,4	
	6/79-8/85		R		53-0062		Luc	254,0x57	Hand Brake
	6/79-8/85		R		53-0100		Luc	254,0x57	Hand Brake
2.3 Eng.YYU/ TV23 (82kW)	6/81-8/85		F		22-0023-1		Gir	Th 15,0	
	6/81-8/85		F		22-0023-0		Gir	Th 15,0	
	81-85		F		23-0138			Ø 262,0 Th 12,8-11,4	
	6/81-8/85		R		53-0062		Luc	254,0x57	Hand Brake
	6/81-8/85		R		53-0100		Luc	254,0x57	Hand Brake
2.5 D Eng.STP (51kW)	82-85		F		23-0138			Ø 262,0 Th 12,8-11,4	
2.8 Eng.PYA/ TV28 (99kW)	8/82-8/85		R		53-0062		Luc	254,0x57	Hand Brake
	77-85		F		23-0137			Ø 262,0 Th 24,2-22,8	Vent.
2.8 Eng.PYU/ TV28 (97kW)	8/77-8/85		R		53-0062		Luc	254,0x57	Hand Brake
	8/77-8/85		R		53-0100		Luc	254,0x57	Hand Brake
	81-85		F		23-0137			Ø 262,0 Th 24,2-22,8	Vent.
2.8 i Eng.PRB/ TV28 (118kW)	6/81-8/85		R		53-0062		Luc	254,0x57	Hand Brake
	6/81-8/85		R		53-0100		Luc	254,0x57	Hand Brake
	77-81		F		23-0137			Ø 262,0 Th 24,2-22,8	Vent.
2.8 i Eng.PRC/ TV28 (110kW)	8/77-8/81		R		53-0062		Luc	254,0x57	Hand Brake
	8/77-8/81		R		53-0100		Luc	254,0x57	Hand Brake
	82-85		F		23-0137			Ø 262,0 Th 24,2-22,8	Vent.
10/82-8/85		R		53-0062		Luc	254,0x57	Hand Brake	

		Spare Parts	F/R	L/R	METELLI ref.	METELLI ref. w/KIT		DIMENSIONS mm.	NOTE
2.8 i Eng.PRC/ TV28 (110kW)	10/82-8/85		R		53-0100		Luc	254,0x57	Hand Brake
2.8 i Eng.PRD/ TV28 (108kW)	77-85		F		23-0137			Ø 262,0 Th 24,2-22,8	Vent.
	8/77-8/85		R		53-0062		Luc	254,0x57	Hand Brake
	8/77-8/85		R		53-0100		Luc	254,0x57	Hand Brake
<b>Granada III (GAE, GGE) 4/85-9/94</b>									
1.8 Eng.REC (66kW)	85-92		F		23-0120			Ø 260,0 Th 24,1-22,8	Vent.
	85-92		R		23-0121			Ø 253,0 Th 10,3-8,7	
2.0 Eng.N8B (80kW)	88-92		F		23-0120			Ø 260,0 Th 24,1-22,8	Vent.
	88-92		R		23-0121			Ø 253,0 Th 10,3-8,7	
2.0 Eng.N8D/ NEL/ TL20H (77kW)	85-89		F		23-0120			Ø 260,0 Th 24,1-22,8	Vent.
	85-89		R		23-0121			Ø 253,0 Th 10,3-8,7	
2.0 i Eng.N9B/ C/ D/ F (92kW)	89-92		F		23-0120			Ø 260,0 Th 24,1-22,8	Vent.
	89-92		R		23-0121			Ø 253,0 Th 10,3-8,7	
2.0 i Eng.NRA/ I/ TL20 EFi (85kW)	85-9/94		F		23-0120			Ø 260,0 Th 24,1-22,8	Vent.
	85-9/94		R		23-0121			Ø 253,0 Th 10,3-8,7	
2.0 i Eng.NRC (74kW)	85-90		F		23-0120			Ø 260,0 Th 24,1-22,8	Vent.
	85-90		R		23-0121			Ø 253,0 Th 10,3-8,7	
2.0 i, SW Eng.N9D (88kW)	89-9/94		F		23-0120			Ø 260,0 Th 24,1-22,8	Vent.
	89-9/94		R		23-0121			Ø 253,0 Th 10,3-8,7	
2.0 i, SW Eng.N9F (85kW)	91-9/94		F		23-0120			Ø 260,0 Th 24,1-22,8	Vent.
	91-9/94		R		23-0121			Ø 253,0 Th 10,3-8,7	
2.4 i Eng.ARC (96kW)	86-88		F		23-0120			Ø 260,0 Th 24,1-22,8	Vent.
	86-88		R		23-0121			Ø 253,0 Th 10,3-8,7	
2.4 i, Kat, SW Eng.ARD (92kW)	88-9/94		F		23-0120			Ø 260,0 Th 24,1-22,8	Vent.
	88-9/94		R		23-0121			Ø 253,0 Th 10,3-8,7	
2.5 D Eng.STR (51kW)	85-92		F		23-0120			Ø 260,0 Th 24,1-22,8	Vent.
	85-92		R		23-0121			Ø 253,0 Th 10,3-8,7	
2.5 TD, SW Eng.SCB (85kW)	93-94		F		23-0120			Ø 260,0 Th 24,1-22,8	Vent.
	93-94		R		23-0121			Ø 253,0 Th 10,3-8,7	
2.5 TD, SW Eng.SFA/ B (68kW)	88-93		F		23-0120			Ø 260,0 Th 24,1-22,8	Vent.
	88-93		R		23-0121			Ø 253,0 Th 10,3-8,7	
2.9 i, 4WD Eng.BRC (110kW)	86-9/94		F		23-0120			Ø 260,0 Th 24,1-22,8	Vent.
	86-9/94		R		23-0121			Ø 253,0 Th 10,3-8,7	
2.9 i, 4WD, SW Eng.BRD/ BRE/ BRF (107kW)	86-9/94		F		23-0120			Ø 260,0 Th 24,1-22,8	Vent.
	86-9/94		R		23-0121			Ø 253,0 Th 10,3-8,7	
<b>GT (937) 6/03-</b>									
5.4 (368kW)	6/03-		F		22-0288-5		Bre	Th 16,0	
<b>Ka I (RB) 9/96-11/08</b>									
1.0 i (38-48kW)	-00		F		22-0088-0		Ate	Th 17,5	
	00-		F		22-0315-0		Ate	Th 18,5	
	97-		F		23-0377			Ø 239,5 Th 12,0-10,0	
	2/00-		F		23-0169			Ø 239,7 Th 20,0-18,0	Vent.
	7/97-11/08		R		53-0137		Ap	180,0x32	Hand Brake
	7/97-11/08		R		53-0128		Luc	180,0x32	+ABS, Hand Brake
	97-		R		18-0289	18-0289K		Ø 180,0	+ABS
	97-		R		18-0292	18-0292K		Ø 180,0	-ABS
	3/00-		R		51-0168		Ap	Ø 17,78 180,0x32	RAD
1.3 i Eng.A9JA/ B (51kW)	8/02-		F		22-0315-0		Ate	Th 18,5	
	02-		F		23-0169			Ø 239,7 Th 20,0-18,0	Vent.
	8/02-11/08		R		53-0137		Ap	180,0x32	Hand Brake
	8/02-11/08		R		53-0128		Luc	180,0x32	+ABS, Hand Brake
	02-		R		18-0292	18-0292K		Ø 180,0	-ABS
	02-		R		18-0289	18-0289K		Ø 180,0	7Inch Drum, +ABS
	02-		R		18-0275	18-0275K		Ø 203,0	8Inch Drum, +ABS
	02-		R		51-0168		Ap	Ø 17,78 180,0x32	RAD
	02-		R		51-0192		Luc	Ø 17,78 180,0x32	LOS
1.3 i Eng.J4D/ K/ M/ N/ P/ S (44kW)	-00		F		22-0088-0		Ate	Th 17,5	
	00-		F		22-0315-0		Ate	Th 18,5	
	00-		F		23-0169			Ø 239,7 Th 20,0-18,0	Vent.
	96-00		F		23-0377			Ø 239,5 Th 12,0-10,0	
	9/96-11/08		R		53-0137		Ap	180,0x32	Hand Brake
	9/96-11/08		R		53-0128		Luc	180,0x32	+ABS, Hand Brake
	9/99-2/00		R		18-0275	18-0275K		Ø 203,0	8Inch Drum, +ABS
	96-9/99		R		18-0292	18-0292K		Ø 180,0	-ABS
	96-9/99		R		18-0289	18-0289K		Ø 180,0	7Inch Drum, +ABS
	99-		R		51-0151		Ap	Ø 19,05 180,0x29	RAD
	3/00-		R		51-0168		Ap	Ø 17,78 180,0x32	RAD





























		Spare Parts	F/R	L/R	METELLI ref.	METELLI ref. w/KIT		DIMENSIONS mm.	NOTE
1.3 i Eng.J4D/ K/ M/ N/ P/ S (44kW)	96-9/99		R		51-0192		Luc	Ø 17,78 180,0x32	LOS
1.3 i Eng.JJB (37kW)	-00		F		22-0088-0		Ate	Th 17,5	
	00-		F		22-0315-0		Ate	Th 18,5	
	00-		F		23-0169			Ø 239,7 Th 20,0-18,0	Vent.
	96-00		F		23-0377			Ø 239,5 Th 12,0-10,0	
	9/96-11/08		R		53-0137		Ap	180,0x32	Hand Brake
	9/96-11/08		R		53-0128		Luc	180,0x32	+ABS, Hand Brake
	9/99-2/00		R		18-0275	18-0275K		Ø 203,0	8Inch Drum, +ABS
	96-9/99		R		18-0292	18-0292K		Ø 180,0	-ABS
	96-9/99		R		18-0289	18-0289K		Ø 180,0	7Inch Drum, +ABS
	99-		R		51-0151		Ap	Ø 19,05 180,0x29	RAD
3/00-		R		51-0168		Ap	Ø 17,78 180,0x32	RAD	
96-9/99		R		51-0192		Luc	Ø 17,78 180,0x32	LOS	
1.3 i Eng.JJD/ F/ G/ H/ L (36kW)	-00		F		22-0088-0		Ate	Th 17,5	
	00-		F		22-0315-0		Ate	Th 18,5	
	00-		F		23-0169			Ø 239,7 Th 20,0-18,0	Vent.
	98-00		F		23-0377			Ø 239,5 Th 12,0-10,0	
	6/98-11/08		R		53-0137		Ap	180,0x32	Hand Brake
	6/98-11/08		R		53-0128		Luc	180,0x32	+ABS, Hand Brake
	9/99-2/00		R		18-0275	18-0275K		Ø 203,0	8Inch Drum, +ABS
	98-9/99		R		18-0292	18-0292K		Ø 180,0	-ABS
	98-9/99		R		18-0289	18-0289K		Ø 180,0	7Inch Drum, +ABS
	99-		R		51-0151		Ap	Ø 19,05 180,0x29	RAD
3/00-		R		51-0168		Ap	Ø 17,78 180,0x32	RAD	
98-9/99		R		51-0192		Luc	Ø 17,78 180,0x32	LOS	
1.6i SportKa Eng.CDB/ C (70kW)	7/03-		F		23-0476			Ø 258,0 Th 22,0-20,0	Vent.
	03-		R		18-0290	18-0290K		Ø 203,0	
	03-		R		51-0167		Ap	Ø 19,05 180,0x32	RAD, -ABS
<b>Ka II 12/08-</b>									
1.2 8v Eng.LSED (51kW)	08-		F		22-0159-2		Bdx	Th 17,0	
	08-		F		23-0232			Ø 240,5 Th 10,9-9,2	
1.3 TDCi Eng.DD0X (55kW)	08-		F		22-0638-1		Bosch	Th 17,5	
	08-		F		23-0754			Ø 240,0 Th 20,0-18,0	Vent.
<b>Kuga 6/08-</b>									
2.0 TDCI Eng.G6DG (100kW)	08-		F		22-0534-0		Ate	Th 18,0	
	08-		R		22-0780-0		Gir	Th 16,0	
	08-		F		23-0687			Ø 300,0 Th 25,0-23,0	Vent.
	08-		R		23-0897			Ø 302,0 Th 11,0-9,0	
2.5 (147kW)	09-		F		22-0534-0		Ate	Th 18,0	
	09-		R		22-0780-0		Gir	Th 16,0	
	09-		F		23-0687			Ø 300,0 Th 25,0-23,0	Vent.
	09-		R		23-0897			Ø 302,0 Th 11,0-9,0	
<b>Maverick I 2/93-4/98</b>									
2.4 i Eng.KA24 (85-87kW)	9/96-4/98		F		22-0198-0		Gir	Th 15,5	
	96-		F		23-0349			Ø 278,0 Th 26,0-24,0	Vent.
	9/96-4/98		R		53-0287		Luc	254,0x57	Hand Brake
	96-		R		18-0293			Ø 254,0	
2.4 i Eng.KA24-E (91kW)	2/93-8/96		F		22-0198-0		Gir	Th 15,5	
	93-		F		23-0349			Ø 278,0 Th 26,0-24,0	Vent.
	2/93-8/96		R		53-0287		Luc	254,0x57	Hand Brake
	7/93-		R		18-0293			Ø 254,0	
2.7 TD Eng.TD27 (74kW)	2/93-8/96		F		22-0198-0		Gir	Th 15,5	
	93-		F		23-0349			Ø 278,0 Th 26,0-24,0	Vent.
	2/93-8/96		R		53-0287		Luc	254,0x57	Hand Brake
	7/93-		R		18-0293			Ø 254,0	
2.7 TD Eng.TD27E (92kW)	9/96-4/98		F		22-0198-0		Gir	Th 15,5	
	96-		F		23-0349			Ø 278,0 Th 26,0-24,0	Vent.
	9/96-4/98		R		53-0287		Luc	254,0x57	Hand Brake
	96-		R		18-0293			Ø 254,0	
<b>Maverick II 2/01-</b>									
2.0 16v Eng.YF (91kW)	2/01-		F		22-0609-0		Ate	Th 20,0	
	2/01-		R		53-0216		Ake	228,6x42	Hand Brake
	2/01-		R		53-0287		Luc	254,0x57	Hand Brake
2.3 16v Eng.GZ (110kW)	3/04-		F		22-0609-0		Ate	Th 20,0	
3.0 24v Eng.AJ (149kW)	3/04-		F		22-0609-0		Ate	Th 20,0	
	3/04-		R		53-0216		Ake	228,6x42	Hand Brake

		Spare Parts	F/R	L/R	METELLI ref.	METELLI ref. w/KIT		DIMENSIONS mm.	NOTE	
3.0 V6 24v Eng.AJD (145kW)	2/01-		F		<b>22-0609-0</b>		Ate	Th 20,0		
	2/01-		R		<b>53-0216</b>		Ake	228,6x42	Hand Brake	
<b>Mondeo I (GBP), SW 2/93-8/96</b>										
1.6i 16v Eng.L1E/ F/ G/ H/ J/ K/ L/ N/ Q (65kW)	7/94-8/96		F		<b>22-0146-1</b>		Ate	Th 18,0		
	7/94-8/96		F		<b>22-0146-0</b>		Ate	Th 18,0		
	94-96		F		<b>23-0316</b>			Ø 260,0 Th 24,0-22,2	Vent.	
			R		<b>53-0124</b>		Luc	203,0x38	Berlina, Hand Brake	
	7/94-8/96		R		<b>53-0130</b>		Luc	228,6x45	SW, Hand Brake	
	6/94-7/96		R		<b>18-0291</b>			Ø 203,0		
	94-96		R		<b>51-0202</b>		Luc	Ø 22,22 203,0x38	LOS, Exc. SW	
1.6i 16v Eng.L1E/ F/ G/ H/ J/ K/ L/ N/ Q (66kW)	2/93-8/96		F		<b>22-0146-1</b>		Ate	Th 18,0		
	2/93-8/96		F		<b>22-0146-0</b>		Ate	Th 18,0		
	93-96		F		<b>23-0316</b>			Ø 260,0 Th 24,0-22,2	Vent.	
	2/93-8/96		R		<b>53-0130</b>		Luc	228,6x45	SW, Hand Brake	
	-5/94		R		<b>53-0130</b>		Luc	228,6x45	Berlina, Hand Brake	
	6/94-		R		<b>53-0124</b>		Luc	203,0x38	Berlina, Hand Brake	
	2/93-5/94		R		<b>18-0275</b>	<b>18-0275K</b>		Ø 203,0		
	2/93-5/94		R		<b>18-0283</b>			Ø 228,6		
	6/94-7/96		R		<b>18-0291</b>			Ø 203,0		
	6/94-7/96		R		<b>51-0202</b>		Luc	Ø 22,22 203,0x38	LOS, Exc. SW	
1.8 i 16v Eng.RKB (82kW)	7/94-8/96		F		<b>22-0146-1</b>		Ate	Th 18,0		
	7/94-8/96		F		<b>22-0146-0</b>		Ate	Th 18,0		
	94-96		F		<b>23-0316</b>			Ø 260,0 Th 24,0-22,2	Vent.	
			R		<b>53-0124</b>		Luc	203,0x38	Berlina, Hand Brake	
	7/94-8/96		R		<b>53-0130</b>		Luc	228,6x45	SW, Hand Brake	
	6/94-7/96		R		<b>18-0291</b>			Ø 203,0		
	94-96		R		<b>51-0202</b>		Luc	Ø 22,22 203,0x38	LOS, Exc. SW	
	1.8 i 16v, 4WD Eng.RKA (85kW)	2/93-8/96		F		<b>22-0146-1</b>		Ate	Th 18,0	
		2/93-8/96		F		<b>22-0146-0</b>		Ate	Th 18,0	
		2/93-8/96		R		<b>22-0143-0</b>	<b>22-0143-0K</b>	Bdx	Th 15,0	
94-96			F		<b>23-0316</b>			Ø 260,0 Th 24,0-22,2	Vent.	
2/93-8/96			R		<b>53-0130</b>		Luc	228,6x45	SW, Hand Brake	
-5/94			R		<b>53-0130</b>		Luc	228,6x45	Berlina, Hand Brake	
6/94-			R		<b>53-0124</b>		Luc	203,0x38	Berlina, Hand Brake	
2/93-5/94			R		<b>18-0275</b>	<b>18-0275K</b>		Ø 203,0		
2/93-5/94			R		<b>18-0283</b>			Ø 228,6		
6/94-7/96			R		<b>18-0291</b>			Ø 203,0		
6/94-7/96			R		<b>51-0202</b>		Luc	Ø 22,22 203,0x38	LOS, Exc. SW	
1.8 TD Eng.RFA/ B/ D/ K/ L/ M/ N/ S (65-66kW)	6/93-8/96		F		<b>22-0146-1</b>		Ate	Th 18,0		
	6/93-8/96		F		<b>22-0146-0</b>		Ate	Th 18,0		
	93-96		F		<b>23-0316</b>			Ø 260,0 Th 24,0-22,2	Vent.	
	-5/94		R		<b>53-0130</b>		Luc	228,6x45	Berlina, Hand Brake	
	6/93-8/96		R		<b>53-0130</b>		Luc	228,6x45	SW, Hand Brake	
	6/94-		R		<b>53-0124</b>		Luc	203,0x38	Berlina, Hand Brake	
	2/93-5/94		R		<b>18-0275</b>	<b>18-0275K</b>		Ø 203,0		
	2/93-5/94		R		<b>18-0283</b>			Ø 228,6		
	6/94-7/96		R		<b>18-0291</b>			Ø 203,0		
	6/94-7/96		R		<b>51-0202</b>		Luc	Ø 22,22 203,0x38	LOS, Exc. SW	
2.0 i 16v, 4WD Eng.NGA (97-100kW)	2/93-8/96		F		<b>22-0146-1</b>		Ate	Th 18,0		
	2/93-8/96		F		<b>22-0146-0</b>		Ate	Th 18,0		
	2/93-8/96		R		<b>22-0143-0</b>	<b>22-0143-0K</b>	Bdx	Th 15,0		
	93-96		F		<b>23-0316</b>			Ø 260,0 Th 24,0-22,2	Vent.	
	93-96		R		<b>23-0317</b>			Ø 253,0 Th 20,0-18,0	Vent.	
	2/93-8/96		R		<b>53-0130</b>		Luc	228,6x45	SW, Hand Brake	
	-5/94		R		<b>53-0130</b>		Luc	228,6x45	Berlina, Hand Brake	
	6/94-		R		<b>53-0124</b>		Luc	203,0x38	Berlina, Hand Brake	
	2/93-96		R		<b>18-0275</b>	<b>18-0275K</b>		Ø 203,0		
	2/93-96		R		<b>18-0283</b>			Ø 228,6		
	6/94-7/96		R		<b>18-0291</b>			Ø 203,0		
2.5 24v Eng.SEA (125kW)	-96		F		<b>22-0656-1</b>		Ate	Th 19,5	4WD	
	-96		F		<b>22-0656-0</b>		Ate	Th 19,5	4WD	
	7/94-8/96		R		<b>22-0143-0</b>	<b>22-0143-0K</b>	Bdx	Th 15,0		
	94-96		F		<b>23-0498</b>			Ø 278,0 Th 24,0-22,2	Vent.	
	94-96		R		<b>23-0317</b>			Ø 253,0 Th 20,0-18,0	Vent.	
	7/94-8/96		R		<b>53-0125</b>		Luc	228,6x45	Hand Brake	
































































				Spare Parts	F/R	L/R	METELLI ref.	METELLI ref. w/KIT		DIMENSIONS mm.	NOTE
<b>Mondeo II (BAP), SW 9/96-11/00</b>											
1.6 i 16V Eng.L1L/ N/ Q (70kW)	5/98-11/00		R	53-0124		Luc	203,0x38		Luc	203,0x38	Berlina, Hand Brake
	5/98-11/00		R	53-0125		Luc	228,6x45		Luc	228,6x45	SW, Hand Brake
1.6i 16v Eng.L1E/ F/ G/ H/ J/ K/ L/ N/ Q (66kW)	9/96-11/00		F	22-0146-1		Ate	Th 18,0		Ate	Th 18,0	
	9/96-11/00		F	22-0146-0		Ate	Th 18,0		Ate	Th 18,0	
	96-11/00		F	23-0316			Ø 260,0 Th 24,0-22,2			Ø 260,0 Th 24,0-22,2	Vent.
	9/96-11/00		R	23-0317			Ø 253,0 Th 20,0-18,0			Ø 253,0 Th 20,0-18,0	Vent.
	9/96-11/00		R	53-0124		Luc	203,0x38		Luc	203,0x38	Berlina, Hand Brake
	9/96-11/00		R	53-0125		Luc	228,6x45		Luc	228,6x45	SW, Hand Brake
	8/96-11/00		R	18-0291			Ø 203,0			Ø 203,0	Exc. SW
	8/96-11/00		R	18-0283			Ø 228,6			Ø 228,6	Only SW
	96-00		R	51-0202		Luc	Ø 22,22 203,0x38		Luc	Ø 22,22 203,0x38	LOS
	1.8 i Eng.RKB/ F/ H/ K/ J (85kW)	9/96-11/00		F	22-0146-1		Ate	Th 18,0		Ate	Th 18,0
9/96-11/00		F		22-0146-0		Ate	Th 18,0		Ate	Th 18,0	
9/96-11/00			R	22-0143-0	22-0143-0K	Bdx	Th 15,0		Bdx	Th 15,0	
96-11/00			F	23-0316			Ø 260,0 Th 24,0-22,2			Ø 260,0 Th 24,0-22,2	Vent., SW
9/96-11/00			R	23-0317			Ø 253,0 Th 20,0-18,0			Ø 253,0 Th 20,0-18,0	Vent.
9/96-11/00			R	53-0124		Luc	203,0x38		Luc	203,0x38	Berlina, Hand Brake
9/96-11/00			R	53-0125		Luc	228,6x45		Luc	228,6x45	SW, Hand Brake
8/96-11/00			R	18-0291			Ø 203,0			Ø 203,0	Exc. SW
8/96-11/00			R	18-0283			Ø 228,6			Ø 228,6	Only SW
8/96-00			R	51-0202		Luc	Ø 22,22 203,0x38		Luc	Ø 22,22 203,0x38	LOS, Exc. SW
1.8 TD Eng.RFA/ B/ D/ K/ L/ M/ N/ S (66kW)	9/96-11/00		F	22-0146-1		Ate	Th 18,0		Ate	Th 18,0	
	9/96-11/00		F	22-0146-0		Ate	Th 18,0		Ate	Th 18,0	
	96-11/00		F	23-0316			Ø 260,0 Th 24,0-22,2			Ø 260,0 Th 24,0-22,2	Vent.
	9/96-11/00		R	23-0317			Ø 253,0 Th 20,0-18,0			Ø 253,0 Th 20,0-18,0	Vent.
	9/96-11/00		R	53-0124		Luc	203,0x38		Luc	203,0x38	Berlina, Hand Brake
	9/96-11/00		R	53-0130		Luc	228,6x45		Luc	228,6x45	SW, Hand Brake
	8/96-11/00		R	18-0291			Ø 203,0			Ø 203,0	Exc. SW
	8/96-11/00		R	18-0283			Ø 228,6			Ø 228,6	Only SW
	8/96-00		R	51-0202		Luc	Ø 22,22 203,0x38		Luc	Ø 22,22 203,0x38	LOS, Exc. SW
	2.0 i Eng.NGA/ B/ C/ D (96kW)	9/96-11/00		F	22-0146-1		Ate	Th 18,0		Ate	Th 18,0
9/96-11/00		F		22-0146-0		Ate	Th 18,0		Ate	Th 18,0	
-99			R	22-0143-0	22-0143-0K	Bdx	Th 15,0		Bdx	Th 15,0	
99-			R	22-0143-1		Bdx	Th 15,0		Bdx	Th 15,0	
99-			R	22-0143-2		Bdx	Th 15,0		Bdx	Th 15,0	
96-11/00			F	23-0316			Ø 260,0 Th 24,0-22,2			Ø 260,0 Th 24,0-22,2	Vent.
96-11/00			R	23-0317			Ø 253,0 Th 20,0-18,0			Ø 253,0 Th 20,0-18,0	Vent.
9/96-11/00			R	53-0125		Luc	228,6x45		Luc	228,6x45	Berlina, Hand Brake
9/96-11/00			R	53-0130		Luc	228,6x45		Luc	228,6x45	SW, Hand Brake
96-00			R	18-0283			Ø 228,6			Ø 228,6	
2.5 24v Eng.SEA (125kW)	-97		F	22-0656-1		Ate	Th 19,5		Ate	Th 19,5	4WD
	-97		F	22-0656-0		Ate	Th 19,5		Ate	Th 19,5	4WD
	97-		F	22-0146-1		Ate	Th 18,0		Ate	Th 18,0	4WD
	97-		F	22-0146-0		Ate	Th 18,0		Ate	Th 18,0	4WD
	-99		R	22-0143-0	22-0143-0K	Bdx	Th 15,0		Bdx	Th 15,0	
	99-		R	22-0143-1		Bdx	Th 15,0		Bdx	Th 15,0	
	99-		R	22-0143-2		Bdx	Th 15,0		Bdx	Th 15,0	
	96-11/00		F	23-0498			Ø 278,0 Th 24,0-22,2			Ø 278,0 Th 24,0-22,2	Vent.
	96-11/00		R	23-0317			Ø 253,0 Th 20,0-18,0			Ø 253,0 Th 20,0-18,0	Vent.
2.5 ST 200 Eng.SGA (151kW)	5/99-11/00		F	22-0146-1		Ate	Th 18,0		Ate	Th 18,0	
	5/99-11/00		F	22-0146-0		Ate	Th 18,0		Ate	Th 18,0	
	5/99-11/00		R	22-0143-1		Bdx	Th 15,0		Bdx	Th 15,0	
	5/99-11/00		R	22-0143-2		Bdx	Th 15,0		Bdx	Th 15,0	
<b>Mondeo III (B5Y), SW 11/00-4/07</b>											
1.8 16v Eng.CGBA/ B (81kW)	11/00-		F	22-0318-0		Bosch	Th 18,5		Bosch	Th 18,5	
	-04		R	22-0319-0		Bosch	Th 17,0		Bosch	Th 17,0	
	04-		R	22-0677-0		Bosch	Th 16,5		Bosch	Th 16,5	
	11/00-		F	23-0684			Ø 300,0 Th 24,0-22,0			Ø 300,0 Th 24,0-22,0	Vent.
	11/00-		R	23-0683			Ø 280,0 Th 12,0-10,0			Ø 280,0 Th 12,0-10,0	
1.8 16v Eng.CHBA/ B (92kW)	11/00-		F	22-0318-0		Bosch	Th 18,5		Bosch	Th 18,5	
	-04		R	22-0319-0		Bosch	Th 17,0		Bosch	Th 17,0	
	04-		R	22-0677-0		Bosch	Th 16,5		Bosch	Th 16,5	
	11/00-		F	23-0684			Ø 300,0 Th 24,0-22,0			Ø 300,0 Th 24,0-22,0	Vent.
	11/00-		R	23-0683			Ø 280,0 Th 12,0-10,0			Ø 280,0 Th 12,0-10,0	
1.8 SCi Eng.CFBA (96kW)	6/03-		F	22-0318-0		Bosch	Th 18,5		Bosch	Th 18,5	
	-04		R	22-0319-0		Bosch	Th 17,0		Bosch	Th 17,0	



		Spare Parts	F/R	L/R	METELLI ref.	METELLI ref. w/KIT		DIMENSIONS mm.	NOTE
1.8 SCi Eng.CFBA (96kW)	04-		R		22-0677-0		Bosch	Th 16,5	
	6/03-		F		23-0684			Ø 300,0 Th 24,0-22,0	Vent.
	6/03-		R		23-0683			Ø 280,0 Th 12,0-10,0	
2.0 16v Eng.CJBA/ B (107kW)	11/00-		F		22-0318-0		Bosch	Th 18,5	
	-04		R		22-0319-0		Bosch	Th 17,0	
	04-		R		22-0677-0		Bosch	Th 16,5	
	11/00-		F		23-0684			Ø 300,0 Th 24,0-22,0	Vent.
	11/00-		R		23-0683			Ø 280,0 Th 12,0-10,0	
2.0 16v Di / TDDi Eng.D5BA (66kW)	11/00-		F		22-0318-0		Bosch	Th 18,5	
	-04		R		22-0319-0		Bosch	Th 17,0	
	04-		R		22-0677-0		Bosch	Th 16,5	
	11/00-		F		23-0684			Ø 300,0 Th 24,0-22,0	Vent.
	11/00-		R		23-0683			Ø 280,0 Th 12,0-10,0	
2.0 16v Di / TDDi Eng.HJBA/ B/ C/ D6BA (85kW)	11/00-		F		22-0318-0		Bosch	Th 18,5	
	-04		R		22-0319-0		Bosch	Th 17,0	
	04-		R		22-0677-0		Bosch	Th 16,5	
	11/00-		F		23-0684			Ø 300,0 Th 24,0-22,0	Vent.
	11/00-		R		23-0683			Ø 280,0 Th 12,0-10,0	
2.0 TDCi Eng.FMBA/ B (96kW)	10/01-		F		22-0318-0		Bosch	Th 18,5	
	-04		R		22-0319-0		Bosch	Th 17,0	
	04-		R		22-0677-0		Bosch	Th 16,5	
	10/01-		F		23-0684			Ø 300,0 Th 24,0-22,0	Vent.
	10/01-		R		23-0683			Ø 280,0 Th 12,0-10,0	
2.2 TDCi Eng.QJBA/ B (114kW)	9/04-		F		22-0318-0		Bosch	Th 18,5	
	9/04-		R		22-0677-0		Bosch	Th 16,5	
	04-		F		23-0684			Ø 300,0 Th 24,0-22,0	Vent.
	04-		R		23-0683			Ø 280,0 Th 12,0-10,0	
2.5 V6 24v Eng.LCBD (125kW)	11/00-		F		22-0318-0		Bosch	Th 18,5	
	-04		R		22-0319-0		Bosch	Th 17,0	
	04-		R		22-0677-0		Bosch	Th 16,5	
	11/00-		F		23-0684			Ø 300,0 Th 24,0-22,0	Vent.
	11/00-		R		23-0683			Ø 280,0 Th 12,0-10,0	
3.0 ST220 Eng.MEBA (166kW)	4/02-		F		22-0318-0		Bosch	Th 18,5	
	-04		R		22-0319-0		Bosch	Th 17,0	
	04-		R		22-0677-0		Bosch	Th 16,5	
	4/02-		F		23-0684			Ø 300,0 Th 24,0-22,0	Vent.
	4/02-		R		23-0683			Ø 280,0 Th 12,0-10,0	
3.0 V6 24v Eng.REBA (150kW)	9/04-		F		22-0318-0		Bosch	Th 18,5	
	-04		R		22-0319-0		Bosch	Th 17,0	
	04-		R		22-0677-0		Bosch	Th 16,5	
	04-		F		23-0684			Ø 300,0 Th 24,0-22,0	Vent.
	04-		R		23-0683			Ø 280,0 Th 12,0-10,0	
<b>Mondeo IV, SW 5/07-</b>									
1.6 Eng.RHBA (81kW)	5/07-		F		22-0675-0		Ate	Th 20,0	
	5/07-		R		22-0780-0		Gir	Th 16,0	
	07-		F		23-0896			Ø 300,0 Th 28,0-26,0	Vent.
	07-		R		23-0897			Ø 302,0 Th 11,0-9,0	
1.6 Eng.RHBA/ PNBA (92kW)	8/07-		F		22-0675-0		Ate	Th 20,0	
	8/07-		R		22-0780-0		Gir	Th 16,0	
	07-		F		23-0896			Ø 300,0 Th 28,0-26,0	Vent.
	07-		R		23-0897			Ø 302,0 Th 11,0-9,0	
1.8 TDCi Eng.FFBA (74kW)	5/07-		F		22-0675-0		Ate	Th 20,0	
	5/07-		R		22-0780-0		Gir	Th 16,0	
	07-		F		23-0896			Ø 300,0 Th 28,0-26,0	Vent.
	07-		R		23-0897			Ø 302,0 Th 11,0-9,0	
1.8 TDCi Eng.QYBA (92kW)	5/07-		F		22-0675-0		Ate	Th 20,0	
	5/07-		R		22-0780-0		Gir	Th 16,0	
	5/07-		F		23-0896			Ø 300,0 Th 28,0-26,0	Vent., 16Inch Wheels
	07-		R		23-0897			Ø 302,0 Th 11,0-9,0	
2.0 TDCi Eng.AZBA (96kW)	5/07-		F		22-0675-0		Ate	Th 20,0	
	5/07-		R		22-0780-0		Gir	Th 16,0	
	07-		F		23-0896			Ø 300,0 Th 28,0-26,0	Vent.
	07-		R		23-0897			Ø 302,0 Th 11,0-9,0	
2.0 TDCi Eng.KLBA (85kW)	11/07-		F		22-0675-0		Ate	Th 20,0	
	11/07-		R		22-0780-0		Gir	Th 16,0	
	07-		F		23-0896			Ø 300,0 Th 28,0-26,0	Vent.























		Spare Parts	F/R	L/R	METELLI ref.	METELLI ref. w/KIT		DIMENSIONS mm.	NOTE
2.0 TDCi Eng.KLBA (85kW)	07-		R		23-0897			Ø 302,0 Th 11,0-9,0	
2.0 TDCi Eng.QXBA (103kW)	5/07-		F		22-0675-0		Ate	Th 20,0	
	5/07-		R		22-0780-0		Gir	Th 16,0	
	07-		F		23-0896			Ø 300,0 Th 28,0-26,0	Vent.
	07-		R		23-0897			Ø 302,0 Th 11,0-9,0	
2.0, Flexifuel Eng.AODA/ B (107kW)	5/07-		F		22-0675-0		Ate	Th 20,0	
	5/07-		R		22-0780-0		Gir	Th 16,0	
	07-		F		23-0896			Ø 300,0 Th 28,0-26,0	Vent.
	07-		R		23-0897			Ø 302,0 Th 11,0-9,0	
2.2 TDCi Eng.BBA/ BBD (129kW)	4/08-		F		22-0675-0		Ate	Th 20,0	
	08-		F		23-0896			Ø 300,0 Th 28,0-26,0	Vent.
	08-		R		23-0897			Ø 302,0 Th 11,0-9,0	
2.3 Eng.SEBA (118kW)	8/07-		F		22-0675-0		Ate	Th 20,0	
	8/07-		R		22-0780-0		Gir	Th 16,0	
	07-		F		23-0896			Ø 300,0 Th 28,0-26,0	Vent.
	07-		R		23-0897			Ø 302,0 Th 11,0-9,0	
2.5 Eng.HUBA (162kW)	8/07-		F		22-0599-1		Ate	Th 19,0	
	8/07-		R		22-0780-0		Gir	Th 16,0	
	07-		F		23-0896			Ø 300,0 Th 28,0-26,0	Vent.
	07-		R		23-0897			Ø 302,0 Th 11,0-9,0	
<b>Mystique 2/96-</b>									
2.5 V6	2/96-		F		22-0146-0		Ate	Th 18,0	
	2/96-		R		22-0143-0		Bdx	Th 15,0	
<b>Orion I (AFD) 7/83-3/86</b>									
1.3 Eng.JPA/ C (51kW)	7/83-3/86		F		22-0029-1		Ate	Th 18,0	
	7/83-3/86		F		22-0029-0		Ate	Th 18,0	
	5/83-86		F		23-0072			Ø 240,0 Th 10,0-9,0	
	7/83-3/86		R		53-0105		Luc	180,0x32	
	5/83-86		R		18-0270	18-0270K		Ø 180,0	
1.6 Eng.LP1/ LP2/ LUA/ B/ C/ D/ H (58kW)	7/83-3/86		F		22-0029-1		Ate	Th 18,0	
	7/83-3/86		F		22-0029-0		Ate	Th 18,0	
	5/83-86		F		23-0073			Ø 240,0 Th 24,2-22,8	Vent.
	7/83-3/86		R		53-0105		Luc	180,0x32	
	7/83-3/86		R		53-0106		Luc	203,2x38	
	5/83-86		R		18-0270	18-0270K		Ø 180,0	
1.6 D Eng.LTA/ B/ C (40kW)	2/84-3/86		F		22-0029-1		Ate	Th 18,0	
	2/84-3/86		F		22-0029-0		Ate	Th 18,0	
	84-86		F		23-0072			Ø 240,0 Th 10,0-9,0	
	2/84-3/86		R		53-0105		Luc	180,0x32	
	3/84-86		R		18-0270	18-0270K		Ø 180,0	
1.6i Eng.LR1/ LRA/ B (77kW)	7/83-3/86		F		22-0029-1		Ate	Th 18,0	
	7/83-3/86		F		22-0029-0		Ate	Th 18,0	
	7/83-3/86		R		53-0105		Luc	180,0x32	
	7/83-3/86		R		53-0106		Luc	203,2x38	
	5/83-86		R		18-0268			Ø 203,0	
	86-		R		18-0270	18-0270K		Ø 180,0	
<b>Orion II (AFF) 12/85-7/90</b>									
1.3 Eng.JLA/ B/ JBB (44kW)	12/85-7/90		F		22-0029-1		Ate	Th 18,0	
	12/85-7/90		F		22-0029-0		Ate	Th 18,0	
	85-		F		23-0072			Ø 240,0 Th 10,0-9,0	
	12/85-7/90		R		53-0105		Luc	180,0x32	
	12/85-7/90		R		53-0113		Luc	180,0x32	
	12/85-7/90		R		53-0106		Luc	203,2x38	
	86-90		R		18-0270	18-0270K		Ø 180,0	
	1.3 Eng.JPA/ C (51kW)		11/86-7/88		F		22-0029-1		Ate
11/86-7/88		F			22-0029-0		Ate	Th 18,0	
11/86-7/88			R		53-0105		Luc	180,0x32	
11/86-7/88			R		53-0113		Luc	180,0x32	
11/86-7/88			R		53-0106		Luc	203,2x38	
86-			R		18-0270	18-0270K		Ø 180,0	
1.4 Eng.F6A/ B/ C/ D/ E/ F/ G (52kW)	3/86-7/90		F		22-0029-1		Ate	Th 18,0	
	3/86-7/90		F		22-0029-0		Ate	Th 18,0	
	86-90		F		23-0073			Ø 240,0 Th 24,2-22,8	Vent.
	3/86-7/90		R		53-0105		Luc	180,0x32	
	3/86-7/90		R		53-0113		Luc	180,0x32	
	3/86-7/90		R		53-0106		Luc	203,2x38	

		Spare Parts	F/R	L/R	METELLI ref.	METELLI ref. w/KIT		DIMENSIONS mm.	NOTE
1.4 Eng.FUA/ B/ C/ D/ G/ H/ J (54kW)		1/86-7/90	F		22-0029-1		Ate	Th 18,0	
		1/86-7/90	F		22-0029-0		Ate	Th 18,0	
		86-90	F		23-0073			Ø 240,0 Th 24,2-22,8	Vent.
		1/86-7/90	R		53-0105		Luc	180,0x32	
		1/86-7/90	R		53-0113		Luc	180,0x32	
		1/86-7/90	R		53-0106		Luc	203,2x38	
		86-90	R		18-0270	18-0270K		Ø 180,0	
1.4 Eng.FUA/ B/ C/ D/ G/ H/ J (55kW)		12/85-7/90	F		22-0029-1		Ate	Th 18,0	
		12/85-7/90	F		22-0029-0		Ate	Th 18,0	
		85-90	F		23-0073			Ø 240,0 Th 24,2-22,8	Vent.
		12/85-7/90	R		53-0105		Luc	180,0x32	
		12/85-7/90	R		53-0113		Luc	180,0x32	
		12/85-7/90	R		53-0106		Luc	203,2x38	
		86-90	R		18-0270	18-0270K		Ø 180,0	
1.4 Kat Eng.F6D/ F6B/ FUC (54kW)		2/87-7/90	F		22-0029-1		Ate	Th 18,0	
		2/87-7/90	F		22-0029-0		Ate	Th 18,0	
		87-90	F		23-0073			Ø 240,0 Th 24,2-22,8	Vent.
		2/87-7/90	R		53-0105		Luc	180,0x32	
		2/87-7/90	R		53-0113		Luc	180,0x32	
		2/87-7/90	R		53-0106		Luc	203,2x38	
		87-90	R		18-0270	18-0270K		Ø 180,0	
1.6 (58kW)		4/86-12/88	R		53-0105		Luc	180,0x32	
		4/86-12/88	R		53-0113		Luc	180,0x32	
		4/86-12/88	R		53-0106		Luc	203,2x38	
1.6 Eng.LP1/ LP2/ LUA/ B/ C/ D/ H (66kW)		12/85-7/90	F		22-0029-1		Ate	Th 18,0	
		12/85-7/90	F		22-0029-0		Ate	Th 18,0	
		85-90	F		23-0073			Ø 240,0 Th 24,2-22,8	Vent.
		12/85-7/90	R		53-0105		Luc	180,0x32	
		12/85-7/90	R		53-0113		Luc	180,0x32	
		12/85-7/90	R		53-0106		Luc	203,2x38	
		85-86	R		18-0268			Ø 203,0	
86-90	R		18-0270	18-0270K		Ø 180,0			
1.6 D Eng.LTA/ B/ C (40kW)		12/85-1/89	F		22-0029-1		Ate	Th 18,0	
		12/85-1/89	F		22-0029-0		Ate	Th 18,0	
		85-89	F		23-0072			Ø 240,0 Th 10,0-9,0	
		12/85-1/89	R		53-0105		Luc	180,0x32	
		12/85-1/89	R		53-0113		Luc	180,0x32	
		12/85-1/89	R		53-0106		Luc	203,2x38	
		85-89	R		18-0270	18-0270K		Ø 180,0	
1.6 i Eng.LJB (75kW)		8/89-7/90	F		22-0029-1		Ate	Th 18,0	
		8/89-7/90	F		22-0029-0		Ate	Th 18,0	
		89-90	F		23-0073			Ø 240,0 Th 24,2-22,8	Vent.
		8/89-7/90	R		53-0105		Luc	180,0x32	
		8/89-7/90	R		53-0113		Luc	180,0x32	
		8/89-7/90	R		53-0106		Luc	203,2x38	
		89-90	R		18-0270	18-0270K		Ø 180,0	
1.6i Eng.LR1/ LRA/ B (77kW)		3/86-7/90	F		22-0029-1		Ate	Th 18,0	
		3/86-7/90	F		22-0029-0		Ate	Th 18,0	
		3/86-7/90	R		53-0105		Luc	180,0x32	
		3/86-7/90	R		53-0113		Luc	180,0x32	
		3/86-7/90	R		53-0106		Luc	203,2x38	
		-86	R		18-0268			Ø 203,0	
		86-90	R		18-0270	18-0270K		Ø 180,0	
1.6i Kat Eng.L4B (66kW)		3/86-7/90	F		22-0029-1		Ate	Th 18,0	
		3/86-7/90	F		22-0029-0		Ate	Th 18,0	
		86-90	F		23-0073			Ø 240,0 Th 24,2-22,8	Vent.
		3/86-7/90	R		53-0105		Luc	180,0x32	
		3/86-7/90	R		53-0113		Luc	180,0x32	
		3/86-7/90	R		53-0106		Luc	203,2x38	
		-86	R		18-0268			Ø 203,0	
86-90	R		18-0270	18-0270K		Ø 180,0			
1.8 D Eng.RTA/ B/ C/ D/ E/ F/ G/ H/ J/ K (44kW)		1/89-7/90	F		22-0029-1		Ate	Th 18,0	
		1/89-7/90	F		22-0029-0		Ate	Th 18,0	
		89-90	F		23-0073			Ø 240,0 Th 24,2-22,8	Vent.
		1/89-7/90	R		53-0105		Luc	180,0x32	
		1/89-7/90	R		53-0113		Luc	180,0x32	
		1/89-7/90	R		53-0106		Luc	203,2x38	





































































		Spare Parts	F/R	L/R	METELLI ref.	METELLI ref. w/KIT		DIMENSIONS mm.	NOTE
1.8 D Eng.RTA/ B/ C/ D/ E/ F/ G/ H/ J/ K (44kW)	89-90		R		18-0270	18-0270K		Ø 180,0	
<b>Orion III (GAL) 7/90-12/93</b>									
1.3 Eng.J4B/ J6A (44kW)	7/90-12/93		F		22-0071-0		Bdx	Th 18,5	
	90-92		F		23-0168			Ø 239,0 Th 10,0-8,0	-ABS
	90-92		F		23-0169			Ø 239,7 Th 20,0-18,0	Vent., +ABS
	7/90-12/93		R		53-0119		Luc	180,0x32	Hand Brake
	7/90-12/93		R		53-0120		Luc	203,0x39	Hand Brake
	90-93		R		18-0276	18-0276K		Ø 180,0	
	91-93		R		18-0287	18-0287K		Ø 203,0	
1.4 Eng.F6A/ B/ C/ D/ E/ F/ G (52kW)	7/90-12/93		F		22-0071-0		Bdx	Th 18,5	
	90-93		F		23-0169			Ø 239,7 Th 20,0-18,0	Vent.
	7/90-12/93		R		53-0119		Luc	180,0x32	Hand Brake
	7/90-12/93		R		53-0120		Luc	203,0x39	Hand Brake
	90-93		R		18-0276	18-0276K		Ø 180,0	
	90-93		R		18-0287	18-0287K		Ø 203,0	
	1.4 Eng.F6A/ B/ C/ D/ E/ F/ G (54kW)	7/90-12/93		F		22-0071-0		Bdx	Th 18,5
90-93			F		23-0169			Ø 239,7 Th 20,0-18,0	Vent.
7/90-12/93			R		53-0119		Luc	180,0x32	Hand Brake
7/90-12/93			R		53-0120		Luc	203,0x39	Hand Brake
90-93			R		18-0276	18-0276K		Ø 180,0	
90-93			R		18-0287	18-0287K		Ø 203,0	
1.6i Eng.LJF (77kW)		7/90-9/92		F		22-0071-0		Bdx	Th 18,5
	90-92		F		23-0169			Ø 239,7 Th 20,0-18,0	Vent.
	92-		R		23-0649			Ø 270,0 Th 10,0-8,6	+ABS
	7/90-9/92		R		53-0119		Luc	180,0x32	Hand Brake
	7/90-9/92		R		53-0120		Luc	203,0x39	Hand Brake
	90-92		R		18-0287	18-0287K		Ø 203,0	-ABS
	1.6i 16v Eng.L1E/ F/ G/ H/ J/ K/ L/ N/ Q (66kW)	7/92-12/93		F		22-0071-0		Bdx	Th 18,5
92-93			F		23-0169			Ø 239,7 Th 20,0-18,0	Vent.
92-93			R		23-0649			Ø 270,0 Th 10,0-8,6	+ABS
7/92-12/93			R		53-0145	53-0145K		180,0x25	Hand Brake
7/92-12/93			R		53-0119		Luc	180,0x32	Hand Brake
7/92-12/93			R		53-0120		Luc	203,0x39	Hand Brake
1.6i, 16v Eng.LUG/ K/ J (66kW)		7/90-12/92		F		22-0071-0		Bdx	Th 18,5
	90-92		F		23-0169			Ø 239,7 Th 20,0-18,0	Vent.
	92-		R		23-0649			Ø 270,0 Th 10,0-8,6	+ABS
	7/90-12/92		R		53-0119		Luc	180,0x32	Hand Brake
	7/90-12/92		R		53-0120		Luc	203,0x39	Hand Brake
	90-92		R		18-0287	18-0287K		Ø 203,0	-ABS
	1.8 16v Eng.RQB/ C (96kW)	1/92-12/93		F		22-0094-0		Ate	Th 18,0
1/92-12/93			F		22-0094-2		Ate	Th 18,0	
92-93			F		23-0443			Ø 260,0 Th 24,2-21,0	Vent.
92-93			R		23-0649			Ø 270,0 Th 10,0-8,6	
1/92-12/93			R		53-0145	53-0145K		180,0x25	Hand Brake
1/92-12/93			R		53-0120		Luc	203,0x39	Hand Brake
92-93			R		18-0287	18-0287K		Ø 203,0	-ABS
1.8 D Eng.RTA/ B/ C/ D/ E/ F/ G/ H/ J/ K (44kW)	11/90-12/93		F		22-0071-0		Bdx	Th 18,5	
	90-93		F		23-0169			Ø 239,7 Th 20,0-18,0	Vent.
	92-93		R		23-0649			Ø 270,0 Th 10,0-8,6	+ABS
	11/90-12/93		R		53-0145	53-0145K		180,0x25	Hand Brake
	11/90-12/93		R		53-0120		Luc	203,0x39	+ABS, Hand Brake
	92-93		R		18-0287	18-0287K		Ø 203,0	-ABS
	1.8 TD Eng.RFA/ B/ D/ K/ L/ M/ N/ S (66kW)	3/92-12/93		F		22-0071-0		Bdx	Th 18,5
92-93			F		23-0169			Ø 239,7 Th 20,0-18,0	Vent.
92-93			R		23-0649			Ø 270,0 Th 10,0-8,6	+ABS
3/92-12/93			R		53-0145	53-0145K		180,0x25	Hand Brake
3/92-12/93			R		53-0120		Luc	203,0x39	+ABS, Hand Brake
92-93			R		18-0287	18-0287K		Ø 203,0	-ABS
1.8i 16v Eng.RDA/ B (77kW)		2/92-12/93		F		22-0071-0		Bdx	Th 18,5
	92-93		F		23-0169			Ø 239,7 Th 20,0-18,0	Vent.
	92-93		R		23-0649			Ø 270,0 Th 10,0-8,6	+ABS
	2/92-12/93		R		53-0145	53-0145K		180,0x25	Hand Brake
	2/92-12/93		R		53-0120		Luc	203,0x39	-ABS, Hand Brake
	92-93		R		18-0287	18-0287K		Ø 203,0	-ABS

					SPARE PARTS	METELLI ref.	METELLI ref. w/KIT		DIMENSIONS mm.	NOTE
<b>Puma (EC) 3/97-</b>										
1.4i 16v Eng.FHA/ D/ E/ F (66kW)	-00		F		<b>22-0093-0</b>			Ate	Th 18,0	
	00-		F		<b>22-0316-0</b>			Ate	Th 18,5	
	98-1/00		F		<b>23-0169</b>				Ø 239,7 Th 20,0-18,0	Vent.
	2/00-12/01		F		<b>23-0476</b>				Ø 258,0 Th 22,0-20,0	Vent.
	11/97-10/00		R		<b>53-0137</b>			Ap	180,0x32	Hand Brake
	11/97-10/00		R		<b>53-0136</b>			Ap	203,2x38	Hand Brake
	11/97-10/00		R		<b>53-0128</b>			Luc	180,0x32	Hand Brake
	98-9/99		R		<b>18-0292</b>	<b>18-0292K</b>			Ø 180,0	
	97-2/00		R		<b>51-0151</b>			Ap	Ø 19,05 180,0x29	RAD
98-9/99		R		<b>51-0191</b>			Luc	Ø 19,05 180,0x32	LOS	
1.6 16v Eng.FYJA (76kW)	00-		F		<b>22-0316-0</b>			Ate	Th 18,5	
	2/00-12/01		F		<b>23-0476</b>				Ø 258,0 Th 22,0-20,0	Vent.
	98-1/00		F		<b>23-0169</b>				Ø 239,7 Th 20,0-18,0	Vent.
	8/00-		R		<b>53-0137</b>			Ap	180,0x32	Hand Brake
	8/00-		R		<b>53-0136</b>			Ap	203,2x38	+ABS, Hand Brake
	8/00-12/01		R		<b>18-0290</b>	<b>18-0290K</b>			Ø 203,0	
1.6 ST 160 (118kW)	2/00-12/01		F		<b>23-0476</b>				Ø 258,0 Th 22,0-20,0	Vent.
	6/99-1/00		F		<b>23-0169</b>				Ø 239,7 Th 20,0-18,0	Vent.
	6/99-		R		<b>53-0137</b>			Ap	180,0x32	Hand Brake
	6/99-		R		<b>53-0136</b>			Ap	203,2x38	+ABS, Hand Brake
1.7 16v Eng.MHA/ B (92kW)	-00		F		<b>22-0093-0</b>			Ate	Th 18,0	
	00-		F		<b>22-0316-0</b>			Ate	Th 18,5	
	98-1/00		F		<b>23-0169</b>				Ø 239,7 Th 20,0-18,0	Vent.
	2/00-12/01		F		<b>23-0476</b>				Ø 258,0 Th 22,0-20,0	Vent.
	3/97-		R		<b>53-0137</b>			Ap	180,0x32	Hand Brake
	3/97-		R		<b>53-0136</b>			Ap	203,2x38	Hand Brake
	3/97-		R		<b>53-0128</b>			Luc	180,0x32	Hand Brake
	97-9/99		R		<b>18-0292</b>	<b>18-0292K</b>			Ø 180,0	
	97-2/00		R		<b>51-0151</b>			Ap	Ø 19,05 180,0x29	RAD
	97-9/99		R		<b>51-0191</b>			Luc	Ø 19,05 180,0x32	LOS
<b>Ranger II 10/99-</b>										
2.5 D, 4WD Eng.WL (57kW)	-02		F		<b>22-0473-0</b>			Ake	Th 16,5	4WD
	02-		F		<b>22-0610-0</b>			Sum	Th 16,0	4WD
	10/99-4/02		F		<b>22-0479-0</b>			Sum	Th 17,5	
	10/99-4/02		R		<b>53-0144</b>				270,0x54	Hand Brake
	10/99-4/02		R		<b>53-0143</b>				295,0x56	Hand Brake
2.5 TD 4WD Eng.WL-T (80kW)	-02		F		<b>22-0473-0</b>			Ake	Th 16,5	4WD
	02-		F		<b>22-0610-0</b>			Sum	Th 16,0	4WD
	10/99-		F		<b>22-0479-0</b>			Sum	Th 17,5	
	10/99-		R		<b>53-0144</b>				270,0x54	Hand Brake
	10/99-		R		<b>53-0143</b>				295,0x56	Hand Brake
2.5 TD, 4WD Eng.WL (62kW)	-02		F		<b>22-0473-0</b>			Ake	Th 16,5	4WD
	02-		F		<b>22-0610-0</b>			Sum	Th 16,0	4WD
	4/02-		F		<b>22-0479-0</b>			Sum	Th 17,5	
	4/02-		R		<b>53-0144</b>				270,0x54	Hand Brake
	4/02-		R		<b>53-0143</b>				295,0x56	Hand Brake
2.5 TDCi, 4X4 (105kW)	10/99-		F		<b>22-0610-0</b>			Sum	Th 16,0	4WD
	10/99-		F		<b>22-0479-0</b>			Sum	Th 17,5	
	10/99-		R		<b>53-0144</b>				270,0x54	Hand Brake
	10/99-		R		<b>53-0143</b>				295,0x56	Hand Brake
	<b>Scorpio I (GAE, GGE) 4/85-9/94</b>									
1.8 Eng.REC (66kW)	4/85-2/92		F		<b>22-0094-0</b>			Ate	Th 18,0	
	4/85-2/92		F		<b>22-0094-2</b>			Ate	Th 18,0	
	4/85-2/92		R		<b>22-0095-0</b>	<b>22-0095-0K</b>		Gir	Th 13,5	
	4/85-2/92		R		<b>22-0095-2</b>			Gir	Th 13,5	
	85-92		F		<b>23-0120</b>				Ø 260,0 Th 24,1-22,8	Vent.
	85-92		R		<b>23-0121</b>				Ø 253,0 Th 10,3-8,7	
2.0 Eng.N8B (80kW)	-92		F		<b>22-0094-0</b>			Ate	Th 18,0	
	-92		F		<b>22-0094-2</b>			Ate	Th 18,0	
	92-		F		<b>22-0146-1</b>			Ate	Th 18,0	
	92-		F		<b>22-0146-0</b>			Ate	Th 18,0	
	11/88-10/92		R		<b>22-0095-0</b>	<b>22-0095-0K</b>		Gir	Th 13,5	
	11/88-10/92		R		<b>22-0095-2</b>			Gir	Th 13,5	
2.0 Eng.N8D/ NEL/ TL20H (77kW)	4/85-8/89		F		<b>22-0094-0</b>			Ate	Th 18,0	
	4/85-8/89		F		<b>22-0094-2</b>			Ate	Th 18,0	
	4/85-8/89		R		<b>22-0095-0</b>	<b>22-0095-0K</b>		Gir	Th 13,5	






















		Spare Parts	F/R	L/R	METELLI ref.	METELLI ref. w/KIT		DIMENSIONS mm.	NOTE
2.0 Eng.N8D/ NEL/ TL20H (77kW)	4/85-8/89		R		22-0095-2		Gir	Th 13,5	
	85-89		F		23-0120			Ø 260,0 Th 24,1-22,8	Vent.
	85-89		R		23-0121			Ø 253,0 Th 10,3-8,7	
2.0 Eng.NRA/ I/ TL20 EFI (85kW)	-92		F		22-0094-0		Ate	Th 18,0	
	-92		F		22-0094-2		Ate	Th 18,0	
	92-		F		22-0146-1		Ate	Th 18,0	
	92-		F		22-0146-0		Ate	Th 18,0	
	4/85-9/94		R		22-0095-0		Gir	Th 13,5	
	4/85-9/94		R		22-0095-2	22-0095-0K	Gir	Th 13,5	
	4/85-9/94		R			22-0095-1K	Gir	Th 13,5	
	85-9/94		F		23-0120			Ø 260,0 Th 24,1-22,8	Vent.
	85-9/94		R		23-0121			Ø 253,0 Th 10,3-8,7	
	2.0 i Eng.N9B/ C/ D/ F (92kW)	-92		F		22-0094-0		Ate	Th 18,0
-92			F		22-0094-2		Ate	Th 18,0	
92-			F		22-0146-1		Ate	Th 18,0	
92-			F		22-0146-0		Ate	Th 18,0	
5/89-2/92			R		22-0095-0	22-0095-0K	Gir	Th 13,5	
5/89-2/92			R		22-0095-2		Gir	Th 13,5	
89-92			F		23-0120			Ø 260,0 Th 24,1-22,8	Vent.
89-92			R		23-0121			Ø 253,0 Th 10,3-8,7	
2.0 i Eng.NRC (74kW)	-90		F		22-0094-0		Ate	Th 18,0	
	-90		F		22-0094-2		Ate	Th 18,0	
	10/85-12/90		R		22-0095-0	22-0095-0K	Gir	Th 13,5	
	10/85-12/90		R		22-0095-2		Gir	Th 13,5	
	85-90		F		23-0120			Ø 260,0 Th 24,1-22,8	Vent.
85-90		R		23-0121			Ø 253,0 Th 10,3-8,7		
2.0 i, SW Eng.N9B/ C/ D/ F (85kW)	-92		F		22-0094-0		Ate	Th 18,0	
	-92		F		22-0094-2		Ate	Th 18,0	
	92-		F		22-0146-1		Ate	Th 18,0	
	92-		F		22-0146-0		Ate	Th 18,0	
	9/91-9/94		R		22-0095-0		Gir	Th 13,5	
	9/91-9/94		R		22-0095-2	22-0095-0K	Gir	Th 13,5	
	9/91-9/94		R			22-0095-1K	Gir	Th 13,5	
	91-9/94		F		23-0120			Ø 260,0 Th 24,1-22,8	Vent.
91-9/94		R		23-0121			Ø 253,0 Th 10,3-8,7		
2.0 i, SW Eng.N9B/ C/ D/ F (88kW)	-92		F		22-0094-0		Ate	Th 18,0	
	-92		F		22-0094-2		Ate	Th 18,0	
	92-		F		22-0146-1		Ate	Th 18,0	
	92-		F		22-0146-0		Ate	Th 18,0	
	5/89-9/94		R		22-0095-0		Gir	Th 13,5	
	5/89-9/94		R		22-0095-2	22-0095-0K	Gir	Th 13,5	
	5/89-9/94		R			22-0095-1K	Gir	Th 13,5	
	89-9/94		F		23-0120			Ø 260,0 Th 24,1-22,8	Vent.
89-9/94		R		23-0121			Ø 253,0 Th 10,3-8,7		
2.4 i Eng.ARC (96kW)	9/86-9/88		F		22-0094-0		Ate	Th 18,0	
	9/86-9/88		F		22-0094-2		Ate	Th 18,0	
	9/86-9/88		R		22-0095-0	22-0095-0K	Gir	Th 13,5	
	9/86-9/88		R		22-0095-2		Gir	Th 13,5	
	86-88		F		23-0120			Ø 260,0 Th 24,1-22,8	Vent.
86-88		R		23-0121			Ø 253,0 Th 10,3-8,7		
2.4 i, Kat, SW Eng.ARD (92kW)	-92		F		22-0094-0		Ate	Th 18,0	
	-92		F		22-0094-2		Ate	Th 18,0	
	92-		F		22-0146-1		Ate	Th 18,0	
	92-		F		22-0146-0		Ate	Th 18,0	
	10/88-9/94		R		22-0095-0		Gir	Th 13,5	
	10/88-9/94		R		22-0095-2	22-0095-0K	Gir	Th 13,5	
	10/88-9/94		R			22-0095-1K	Gir	Th 13,5	
	88-94		F		23-0120			Ø 260,0 Th 24,1-22,8	Vent.
88-94		R		23-0121			Ø 253,0 Th 10,3-8,7		
2.5 D Eng.STR (51kW)	-92		F		22-0094-0		Ate	Th 18,0	
	-92		F		22-0094-2		Ate	Th 18,0	
	12/85-2/92		R		22-0095-0	22-0095-0K	Gir	Th 13,5	
	12/85-2/92		R		22-0095-2		Gir	Th 13,5	
	85-92		F		23-0120			Ø 260,0 Th 24,1-22,8	Vent.
85-92		R		23-0121			Ø 253,0 Th 10,3-8,7		
2.5 TD, SW Eng.SCB (85kW)	93-		F		22-0146-1		Ate	Th 18,0	
	93-		F		22-0146-0		Ate	Th 18,0	

		Spare Parts	F/R	L/R	METELLI ref.	METELLI ref. w/KIT		DIMENSIONS mm.	NOTE
2.5 TD, SW Eng.SCB (85kW)	8/93-9/94	F	R		22-0095-0		Gir	Th 13,5	
	8/93-9/94		R		22-0095-2	22-0095-0K	Gir	Th 13,5	
	8/93-9/94		R			22-0095-1K	Gir	Th 13,5	
	93-94	R	F		23-0120			Ø 260,0 Th 24,1-22,8	Vent.
	93-94		R		23-0121			Ø 253,0 Th 10,3-8,7	
2.5 TD, SW Eng.SFA/ B (68kW)	-92	F	F		22-0094-0		Ate	Th 18,0	
	-92		F		22-0094-2		Ate	Th 18,0	
	92-		F		22-0146-1		Ate	Th 18,0	
	92-		F		22-0146-0		Ate	Th 18,0	
	6/88-7/93	R	R		22-0095-0		Gir	Th 13,5	
	6/88-7/93		R		22-0095-2	22-0095-0K	Gir	Th 13,5	
	6/88-7/93		R			22-0095-1K	Gir	Th 13,5	
	88-93		F		23-0120			Ø 260,0 Th 24,1-22,8	Vent.
88-93	R		23-0121			Ø 253,0 Th 10,3-8,7			
2.8 i, 4WD Eng.PRE/ TV28 (110kW)	10/85-11/86	F	F		22-0094-0		Ate	Th 18,0	
	10/85-11/86		F		22-0094-2		Ate	Th 18,0	
	10/85-11/86		R		22-0095-0	22-0095-0K	Gir	Th 13,5	
	10/85-11/86		R		22-0095-2		Gir	Th 13,5	
2.9 i 24v, SW Eng.BOA (143kW)	-92	F	F		22-0205-1		Ate	Th 18,5	
	92-		F		22-0656-1		Ate	Th 19,5	
	4/91-9/94		R		22-0095-0	22-0095-0K	Gir	Th 13,5	
	4/91-9/94		R			22-0095-1K	Gir	Th 13,5	
2.9 i, 4WD Eng.BRC (110kW)	-92	F	F		22-0094-0		Ate	Th 18,0	
	-92		F		22-0094-2		Ate	Th 18,0	
	92-		F		22-0094-1		Ate	Th 18,0	
	9/86-9/94		R		22-0095-0		Gir	Th 13,5	
	9/86-9/94	R	R		22-0095-2	22-0095-0K	Gir	Th 13,5	
	9/86-9/94		R			22-0095-1K	Gir	Th 13,5	
	86-94		F		23-0120			Ø 260,0 Th 24,1-22,8	Vent.
	86-94		R		23-0121			Ø 253,0 Th 10,3-8,7	
2.9 i, 4WD, SW, KAT Eng.BRD/ BRE/ BRF (107kW)	-92	F	F		22-0094-0		Ate	Th 18,0	
	-92		F		22-0094-2		Ate	Th 18,0	
	92-		F		22-0094-1		Ate	Th 18,0	
	9/86-9/94		R		22-0095-0		Gir	Th 13,5	
	9/86-9/94	R	R		22-0095-2	22-0095-0K	Gir	Th 13,5	
	9/86-9/94		R			22-0095-1K	Gir	Th 13,5	
	86-94		F		23-0120			Ø 260,0 Th 24,1-22,8	Vent.
	86-94		R		23-0121			Ø 253,0 Th 10,3-8,7	
<b>Scorpio II (GFR,GGR,GNR), SW 10/94-8/98</b>									
2.0 i Eng.NSF/ G/ H/ D (85kW)	10/94-8/98	F	F		22-0146-1		Ate	Th 18,0	
	10/94-8/98		F		22-0146-0		Ate	Th 18,0	
	10/94-8/98		R		22-0095-0	22-0095-1K	Gir	Th 13,5	
	10/94-8/98		R		22-0095-2		Gir	Th 13,5	
2.0 i 16v Eng.N3A (100kW)	10/94-8/98	F	F		22-0146-1		Ate	Th 18,0	
	10/94-8/98		F		22-0146-0		Ate	Th 18,0	
	10/94-8/98		R		22-0095-0	22-0095-1K	Gir	Th 13,5	
	10/94-8/98		R		22-0095-2		Gir	Th 13,5	
10/94-98	F		23-0316			Ø 260,0 Th 24,0-22,2	Vent.		
2.3 16v Eng.Y5A (108kW)	6/96-8/98	F	F		22-0146-1		Ate	Th 18,0	
	6/96-8/98		F		22-0146-0		Ate	Th 18,0	
	6/96-8/98		R		22-0095-2		Gir	Th 13,5	
	6/96-8/98		R		22-0095-0	22-0095-1K	Gir	Th 13,5	
2.5 TD Eng.SCC/ SF/ SC/ VM (85kW)	10/94-8/98	F	F		22-0146-1		Ate	Th 18,0	
	10/94-8/98		F		22-0146-0		Ate	Th 18,0	
	10/94-8/98		R		22-0095-0	22-0095-1K	Gir	Th 13,5	
	10/94-8/98		R		22-0095-2		Gir	Th 13,5	
	10/94-98	F		23-0316			Ø 260,0 Th 24,0-22,2	Vent.	
2.5 TD Eng.SCC/ SF/ SC/ VM (92kW)	9/96-8/98	F	F		22-0146-1		Ate	Th 18,0	
	9/96-8/98		F		22-0146-0		Ate	Th 18,0	
	9/96-8/98		R		22-0095-0	22-0095-1K	Gir	Th 13,5	
	9/96-8/98		R		22-0095-2		Gir	Th 13,5	
	96-98	F		23-0316			Ø 260,0 Th 24,0-22,2	Vent.	
2.9 i Eng.BRG (110kW)	2/95-8/98	F	F		22-0094-1		Ate	Th 18,0	
	2/95-8/98		R		22-0095-0	22-0095-1K	Gir	Th 13,5	
	95-98	F		23-0316			Ø 260,0 Th 24,0-22,2	Vent.	
2.9 i 24v Eng.BOB (152kW)	10/94-8/98	F	F		22-0656-1		Ate	Th 19,5	
	10/94-8/98		R		22-0095-0	22-0095-1K	Gir	Th 13,5	




		Spare Parts	F/R	L/R	METELLI ref.	METELLI ref. w/KIT		DIMENSIONS mm.	NOTE	
2.9 i 24v Eng.BOB (152kW)	10/94-98		F		23-0498			Ø 278,0 Th 24,0-22,2	Vent.	
	10/94-98		R		23-0317			Ø 253,0 Th 20,0-18,0	Vent., SW	
<b>Sierra I, SW 8/82-12/86</b>										
1.3 (Exc. SW) Eng.JCT (44kW)	8/82-12/86		F		22-0039-1		Gir	Th 18,0		
	8/82-12/86		F		22-0039-0		Gir	Th 18,0		
	82-86		F		23-0098			Ø 240,0 Th 12,7-11,4		
	8/82-12/86		R		53-0107	53-0112K	Bdx	203,2x38	Hand Brake	
1.6 (51kW)	8/82-12/86		R		18-0268			Ø 203,0		
	10/82-12/86		R		53-0107	53-0112K	Bdx	203,2x38	Hand Brake	
1.6 Eng.LCS/ T /LSD (55kW)	10/82-12/86		R		53-0108		Luc	228,6x57	Hand Brake	
	8/82-12/86		F		22-0039-1		Gir	Th 18,0		
1.6 Eng.LCS/ T /LSD (55kW)	8/82-12/86		F		22-0039-0		Gir	Th 18,0		
	82-86		F		23-0098			Ø 240,0 Th 12,7-11,4		
	8/82-12/86		R		53-0107	53-0112K	Bdx	203,2x38	Hand Brake	
	8/82-12/86		R		53-0108		Luc	228,6x57	Hand Brake	
	82-86		R		18-0268			Ø 203,0		
	82-86		R		18-0272			Ø 228,6		
	1.6 (Exc. SW) Eng.LP1/ LP2/ LUA/ B/ C/ D/ H (58kW)	8/84-12/86		F		22-0039-1		Gir	Th 18,0	
	8/84-12/86		F		22-0039-0		Gir	Th 18,0		
84-86		F		23-0098			Ø 240,0 Th 12,7-11,4			
8/84-12/86		R		53-0107	53-0112K	Bdx	203,2x38	Hand Brake		
8/84-12/86		R		53-0108		Luc	228,6x57	Hand Brake		
1.8 Eng.REB (66kW)	10/84-12/86		F		22-0029-1		Ate	Th 18,0		
	10/84-12/86		F		22-0094-0		Ate	Th 18,0	+ABS	
	10/84-12/86		F		22-0029-0		Ate	Th 18,0		
	10/84-12/86		F		22-0094-2		Ate	Th 18,0	+ABS	
	10/84-12/86		R		22-0095-0	22-0095-0K	Gir	Th 13,5	+ABS	
	10/84-12/86		R		22-0095-2		Gir	Th 13,5	+ABS	
	84-86		F		23-0073			Ø 240,0 Th 24,2-22,8	Vent.	
	84-86		F		23-0180			Ø 260,0 Th 24,1-22,8	Vent., +ABS	
	10/84-12/86		R		53-0108		Luc	228,6x57	Hand Brake	
	84-86		R		18-0272			Ø 228,6		
	1.8 Eng.REB/ C/ D/ F TL18H (59kW)	1/84-12/86		F		22-0029-1		Ate	Th 18,0	
1/84-12/86			F		22-0094-0		Ate	Th 18,0	+ABS	
1/84-12/86			F		22-0029-0		Ate	Th 18,0		
1/84-12/86			F		22-0094-2		Ate	Th 18,0	+ABS	
1/84-12/86			R		22-0095-0	22-0095-0K	Gir	Th 13,5	+ABS	
1/84-12/86			R		22-0095-2		Gir	Th 13,5	+ABS	
1/84-12/86			R		53-0108		Luc	228,6x57	Hand Brake	
2.0 Eng.NET/ TL20H (77kW)	8/82-12/86		F		22-0029-1		Ate	Th 18,0		
	8/82-12/86		F		22-0094-0		Ate	Th 18,0	+ABS	
	8/82-12/86		F		22-0029-0		Ate	Th 18,0		
	8/82-12/86		F		22-0094-2		Ate	Th 18,0	+ABS	
	8/82-12/86		R		22-0095-0	22-0095-0K	Gir	Th 13,5	+ABS	
	8/82-12/86		R		22-0095-2		Gir	Th 13,5	+ABS	
	82-86		F		23-0073			Ø 240,0 Th 24,2-22,8	Vent.	
	82-86		F		23-0180			Ø 260,0 Th 24,1-22,8	Vent., +ABS	
8/82-12/86		R		53-0108		Luc	228,6x57	Hand Brake		
82-86		R		18-0272			Ø 228,6			
2.0 Eng.NRD/ TL20H (74kW)	10/85-12/86		F		22-0029-1		Ate	Th 18,0		
	10/85-12/86		F		22-0094-0		Ate	Th 18,0	+ABS	
	10/85-12/86		F		22-0029-0		Ate	Th 18,0		
	10/85-12/86		F		22-0094-2		Ate	Th 18,0	+ABS	
	10/85-12/86		R		22-0095-0	22-0095-0K	Gir	Th 13,5	+ABS	
	10/85-12/86		R		22-0095-2		Gir	Th 13,5	+ABS	
	10/85-12/86		R		53-0108		Luc	228,6x57	Hand Brake	
85-86		R		18-0272			Ø 228,6			
2.0 Eng.NYT (66kW)	8/82-10/84		F		22-0029-1		Ate	Th 18,0		
	8/82-10/84		F		22-0094-0		Ate	Th 18,0	+ABS	
	8/82-10/84		F		22-0029-0		Ate	Th 18,0		
	8/82-10/84		F		22-0094-2		Ate	Th 18,0	+ABS	
	8/82-10/84		R		22-0095-0	22-0095-0K	Gir	Th 13,5	+ABS	
	8/82-10/84		R		22-0095-2		Gir	Th 13,5	+ABS	
	82-84		F		23-0073			Ø 240,0 Th 24,2-22,8	Vent.	
	8/82-10/84		R		53-0108		Luc	228,6x57	Hand Brake	
82-84		R		18-0272			Ø 228,6			

		Spare Parts	F/R	L/R	METELLI ref.	METELLI ref. w/KIT		DIMENSIONS mm.	NOTE		
2.0 4x4 Eng.N5B (150kW)	10/85-12/86		R		53-0108		Luc	228,6x57	Hand Brake		
2.0 i Eng.NR2 /NRB/ TL20 EFI (85kW)	3/85-12/86		F		22-0029-1		Ate	Th 18,0			
	3/85-12/86		F		22-0094-0		Ate	Th 18,0	+ABS		
	3/85-12/86		F		22-0029-0		Ate	Th 18,0			
	3/85-12/86		F		22-0094-2		Ate	Th 18,0	+ABS		
	3/85-12/86		R		22-0095-0	22-0095-0K	Gir	Th 13,5	+ABS		
	3/85-12/86		R		22-0095-2		Gir	Th 13,5	+ABS		
	85-86			F		23-0073			Ø 240,0 Th 24,2-22,8	Vent.	
	3/85-12/86			R		53-0108		Luc	228,6x57	Hand Brake	
2.3 Eng.YYT/ TV23 (84kW)	8/82-12/86		F		22-0029-1		Ate	Th 18,0			
	8/82-12/86		F		22-0094-0		Ate	Th 18,0	+ABS		
	8/82-12/86		F		22-0029-0		Ate	Th 18,0			
	8/82-12/86		F		22-0094-2		Ate	Th 18,0	+ABS		
	8/82-12/86		R		22-0095-0	22-0095-0K	Gir	Th 13,5	+ABS		
	8/82-12/86		R		22-0095-2		Gir	Th 13,5	+ABS		
	82-86			F		23-0073			Ø 240,0 Th 24,2-22,8	Vent.	
	8/82-12/86			R		53-0108		Luc	228,6x57	Hand Brake	
2.3 D Eng.YTR/ T (49kW)	8/82-12/86		F		22-0029-1		Ate	Th 18,0			
	8/82-12/86		F		22-0094-0		Ate	Th 18,0	+ABS		
	8/82-12/86		F		22-0029-0		Ate	Th 18,0			
	8/82-12/86		F		22-0094-2		Ate	Th 18,0	+ABS		
	8/82-12/86		R		22-0095-0	22-0095-0K	Gir	Th 13,5	+ABS		
	8/82-12/86		R		22-0095-2		Gir	Th 13,5	+ABS		
	82-86			F		23-0073			Ø 240,0 Th 24,2-22,8	Vent.	
	8/82-12/86			R		53-0108		Luc	228,6x57	Hand Brake	
2.8 i XR 4WD Eng.TV28 (105-107kW)	9/83-12/86		F		22-0094-0		Ate	Th 18,0			
	9/83-12/86		F		22-0094-2		Ate	Th 18,0			
	9/83-12/86		R		22-0095-0	22-0095-0K	Gir	Th 13,5	+ABS		
	9/83-12/86		R		22-0095-2		Gir	Th 13,5	+ABS		
	83-86			F		23-0180			Ø 260,0 Th 24,1-22,8	Vent.	
	2.8 XR, 4WD Eng.PRT/ TV28 (110kW)		8/82-12/86		F		22-0094-0		Ate	Th 18,0	
			8/82-12/86		F		22-0094-2		Ate	Th 18,0	
			8/82-12/86		R		22-0095-0	22-0095-0K	Gir	Th 13,5	+ABS
8/82-12/86		R			22-0095-2		Gir	Th 13,5	+ABS		
85-86			F			23-0180			Ø 260,0 Th 24,1-22,8	Vent.	
82-86			R			18-0318			Ø 254,0	-ABS	
2.8 XR4i Eng.PR5/ TV28 (107kW)		8/82-12/86			F		22-0094-0		Ate	Th 18,0	
		8/82-12/86			F		22-0094-2		Ate	Th 18,0	
	8/82-12/86	R			22-0095-0	22-0095-0K	Gir	Th 13,5	+ABS		
	8/82-12/86	R			22-0095-2		Gir	Th 13,5	+ABS		
	82-86			F		23-0180			Ø 260,0 Th 24,1-22,8	Vent.	
	2.8 XR4i Eng.PR6/ TV28 (105kW)	8/82-12/86			F		22-0094-0		Ate	Th 18,0	
		8/82-12/86			F		22-0094-2		Ate	Th 18,0	
		8/82-12/86			R		22-0095-0	22-0095-0K	Gir	Th 13,5	+ABS
8/82-12/86		R			22-0095-2		Gir	Th 13,5	+ABS		
<b>Sierra II, SW 1/87-2/93</b>											
1.6 Eng.LSE (55kW)		1/87-2/93			F		22-0029-1		Ate	Th 18,0	
		1/87-2/93			F		22-0094-0		Ate	Th 18,0	+ABS
		1/87-2/93			F		22-0029-0		Ate	Th 18,0	
	1/87-2/93	F			22-0094-2		Ate	Th 18,0	+ABS		
	1/87-2/93	R			22-0095-0	22-0095-0K	Gir	Th 13,5	+ABS		
	1/87-2/93	R			22-0095-2		Gir	Th 13,5	+ABS		
	87-93			F		23-0073			Ø 240,0 Th 24,2-22,8	Vent.	
	87-93			F			53-0112K		Ø 240,0 Th 24,2-22,8	Vent.	
	1/87-2/93			R		53-0108		Luc	228,6x57	Hand Brake	
	87-93			R		18-0268			Ø 203,0		
87-93		R		18-0272			Ø 228,6				
1.6 Eng.LSF (53kW)	1/88-2/93		F		22-0029-1		Ate	Th 18,0			
	1/88-2/93		F		22-0094-0		Ate	Th 18,0	+ABS		
	1/88-2/93		F		22-0029-0		Ate	Th 18,0			
	1/88-2/93		F		22-0094-2		Ate	Th 18,0	+ABS		
	1/88-2/93		R		22-0095-0	22-0095-0K	Gir	Th 13,5	+ABS		
	1/88-2/93		R		22-0095-2		Gir	Th 13,5	+ABS		
	88-93			F		23-0073			Ø 240,0 Th 24,2-22,8	Vent.	

		Spare Parts	F/R	L/R	METELLI ref.	METELLI ref. w/KIT		DIMENSIONS mm.	NOTE
1.6 Eng.LSF (53kW)	88-93 1/88-2/93		F			<b>53-0112K</b>		Ø 240,0 Th 24,2-22,8	Vent.
			R		<b>53-0108</b>		Luc	228,6x57	Hand Brake
	88-93 88-93		R		<b>18-0268</b>			Ø 203,0	
			R		<b>18-0272</b>			Ø 228,6	
1.6 i Eng.L6B (59kW)	10/89-2/93		F		<b>22-0029-1</b>		Ate	Th 18,0	
	10/89-2/93		F		<b>22-0094-0</b>		Ate	Th 18,0	+ABS
	10/89-2/93		F		<b>22-0029-0</b>		Ate	Th 18,0	
	10/89-2/93		F		<b>22-0094-2</b>		Ate	Th 18,0	+ABS
	10/89-2/93		R		<b>22-0095-0</b>	<b>22-0095-0K</b>	Gir	Th 13,5	+ABS
	10/89-2/93		R		<b>22-0095-2</b>		Gir	Th 13,5	+ABS
	89-93		F		<b>23-0073</b>			Ø 240,0 Th 24,2-22,8	Vent.
	89-93		F			<b>53-0112K</b>		Ø 240,0 Th 24,2-22,8	Vent.
	10/89-2/93		R		<b>53-0108</b>		Luc	228,6x57	Hand Brake
	89-93		R		<b>18-0268</b>			Ø 203,0	
	89-93		R		<b>18-0272</b>			Ø 228,6	
	1.8 Eng.R2A/ RED (66kW)		1/87-5/88		F		<b>22-0029-1</b>		Ate
1/87-5/88		F			<b>22-0094-0</b>		Ate	Th 18,0	+ABS
1/87-5/88		F			<b>22-0029-0</b>		Ate	Th 18,0	
1/87-5/88		F			<b>22-0094-2</b>		Ate	Th 18,0	+ABS
1/87-5/88		R			<b>22-0095-0</b>	<b>22-0095-0K</b>	Gir	Th 13,5	+ABS
1/87-5/88		R			<b>22-0095-2</b>		Gir	Th 13,5	+ABS
87-88			F		<b>23-0073</b>			Ø 240,0 Th 24,2-22,8	Vent.
87-88			F		<b>23-0180</b>			Ø 260,0 Th 24,1-22,8	Vent., +ABS
1/87-5/88			R		<b>53-0108</b>		Luc	228,6x57	Hand Brake
87-88			R		<b>18-0272</b>			Ø 228,6	
1.8 Eng.R2C/ R6A (64kW)	5/88-2/93		F		<b>22-0029-1</b>		Ate	Th 18,0	
	5/88-2/93		F		<b>22-0094-0</b>		Ate	Th 18,0	+ABS
	5/88-2/93		F		<b>22-0029-0</b>		Ate	Th 18,0	
	5/88-2/93		F		<b>22-0094-2</b>		Ate	Th 18,0	+ABS
	5/88-2/93		R		<b>22-0095-0</b>	<b>22-0095-0K</b>	Gir	Th 13,5	+ABS
	5/88-2/93		R		<b>22-0095-2</b>		Gir	Th 13,5	+ABS
	88-93		F		<b>23-0073</b>			Ø 240,0 Th 24,2-22,8	Vent.
	88-93		F		<b>23-0180</b>			Ø 260,0 Th 24,1-22,8	Vent., +ABS
5/88-2/93		R		<b>53-0108</b>		Luc	228,6x57	Hand Brake	
88-93		R		<b>18-0272</b>			Ø 228,6		
1.8 Eng.REF/ D (59kW)	10/87-9/89		F		<b>22-0029-1</b>		Ate	Th 18,0	
	10/87-9/89		F		<b>22-0094-0</b>		Ate	Th 18,0	+ABS
	10/87-9/89		F		<b>22-0029-0</b>		Ate	Th 18,0	
	10/87-9/89		F		<b>22-0094-2</b>		Ate	Th 18,0	+ABS
	10/87-9/89		R		<b>22-0095-0</b>	<b>22-0095-0K</b>	Gir	Th 13,5	+ABS
	10/87-9/89		R		<b>22-0095-2</b>		Gir	Th 13,5	+ABS
	87-89		F		<b>23-0073</b>			Ø 240,0 Th 24,2-22,8	Vent.
	87-89		F		<b>23-0180</b>			Ø 260,0 Th 24,1-22,8	Vent., +ABS
	10/87-9/89		R		<b>53-0108</b>		Luc	228,6x57	Hand Brake
	87-89		R		<b>18-0272</b>			Ø 228,6	
1.8 TD Eng.RFA/ B/ D/ K/ L/ M/ N/ S (55kW)	8/88-2/93		F		<b>22-0029-1</b>		Ate	Th 18,0	
	8/88-2/93		F		<b>22-0094-0</b>		Ate	Th 18,0	+ABS
	8/88-2/93		F		<b>22-0029-0</b>		Ate	Th 18,0	
	8/88-2/93		F		<b>22-0094-2</b>		Ate	Th 18,0	+ABS
	8/88-2/93		R		<b>22-0095-0</b>	<b>22-0095-0K</b>	Gir	Th 13,5	+ABS
	8/88-2/93		R		<b>22-0095-2</b>		Gir	Th 13,5	+ABS
	88-93		F		<b>23-0073</b>			Ø 240,0 Th 24,2-22,8	Vent.
	88-93		R		<b>18-0272</b>			Ø 228,6	
2.0 Eng.N8C/ NES/ TL20H (77kW)	1/87-2/93		F		<b>22-0029-1</b>		Ate	Th 18,0	
	1/87-2/93		F		<b>22-0094-0</b>		Ate	Th 18,0	+ABS
	1/87-2/93		F		<b>22-0029-0</b>		Ate	Th 18,0	
	1/87-2/93		F		<b>22-0094-2</b>		Ate	Th 18,0	+ABS
	1/87-2/93		R		<b>22-0095-0</b>	<b>22-0095-0K</b>	Gir	Th 13,5	+ABS
	1/87-2/93		R		<b>22-0095-2</b>		Gir	Th 13,5	+ABS
	87-93		F		<b>23-0073</b>			Ø 240,0 Th 24,2-22,8	Vent.
	87-93		F		<b>23-0180</b>			Ø 260,0 Th 24,1-22,8	Vent., +ABS
	1/87-2/93		R		<b>53-0108</b>		Luc	228,6x57	Hand Brake
	87-93		R		<b>18-0272</b>			Ø 228,6	
2.0 16v Cosworth 4WD, Kat Eng.N5C (162kW)	1/90-2/93		F		<b>22-0205-1</b>		Ate	Th 18,5	
	1/90-2/93		F		<b>22-0205-0</b>		Ate	Th 18,5	
	1/90-2/93		R		<b>22-0095-0</b>	<b>22-0095-0K</b>	Gir	Th 13,5	+ABS
	1/90-2/93		R		<b>22-0095-2</b>		Gir	Th 13,5	+ABS
































































		Spare Parts	F/R	L/R	METELLI ref.	METELLI ref. w/KIT		DIMENSIONS mm.	NOTE	
2.0 i Eng.N4A/ I/ TL20 EFi (85kW)		1/87-2/93	F		22-0029-1		Ate	Th 18,0		
					22-0094-0		Ate	Th 18,0	+ABS	
					22-0029-0		Ate	Th 18,0		
					22-0094-2		Ate	Th 18,0	+ABS	
					22-0095-0	22-0095-0K	Gir	Th 13,5	+ABS	
					22-0095-2		Gir	Th 13,5	+ABS	
		87-93	F		23-0073				Ø 240,0 Th 24,2-22,8	Vent.
					23-0180				Ø 260,0 Th 24,1-22,8	Vent., +ABS
					53-0108		Luc	228,6x57	Hand Brake	
					18-0272				Ø 228,6	
2.0 i Eng.N8A (80kW)		6/89-2/93	F		22-0029-1		Ate	Th 18,0		
					22-0094-0		Ate	Th 18,0	+ABS	
					22-0029-0		Ate	Th 18,0		
					22-0094-2		Ate	Th 18,0	+ABS	
					22-0095-0	22-0095-0K	Gir	Th 13,5	+ABS	
					22-0095-2		Gir	Th 13,5	+ABS	
		89-93	F		23-0073				Ø 240,0 Th 24,2-22,8	Vent.
					23-0180				Ø 260,0 Th 24,1-22,8	Vent., +ABS
					53-0108		Luc	228,6x57	Hand Brake	
					18-0272				Ø 228,6	
2.0 i Eng.NEJ/ NE5 (74kW)		1/87-12/89	F		22-0029-1		Ate	Th 18,0		
					22-0094-0		Ate	Th 18,0	+ABS	
					22-0029-0		Ate	Th 18,0		
					22-0094-2		Ate	Th 18,0	+ABS	
					22-0095-0	22-0095-0K	Gir	Th 13,5	+ABS	
					22-0095-2		Gir	Th 13,5	+ABS	
		87-89	F		23-0073				Ø 240,0 Th 24,2-22,8	Vent.
					23-0180				Ø 260,0 Th 24,1-22,8	Vent., +ABS
					53-0108		Luc	228,6x57	Hand Brake	
					18-0272				Ø 228,6	
2.0 i (Only Coda Spiovente) Eng.N9B/ C/ D/ F (92kW)		6/89-2/93	F		22-0029-1		Ate	Th 18,0		
					22-0094-0		Ate	Th 18,0	+ABS	
					22-0029-0		Ate	Th 18,0		
					22-0094-2		Ate	Th 18,0	+ABS	
					22-0095-0	22-0095-0K	Gir	Th 13,5	+ABS	
					22-0095-2		Gir	Th 13,5	+ABS	
		89-93	F		23-0073				Ø 240,0 Th 24,2-22,8	Vent.
					23-0180				Ø 260,0 Th 24,1-22,8	Vent., +ABS
					53-0108		Luc	228,6x57	Hand Brake	
					18-0272				Ø 228,6	
2.0 i DOHC Eng.N9E (85kW)	12/91-2/93		R		53-0108		Luc	228,6x57	Hand Brake	
2.0 i Kat Eng.N4B (74kW)		1/87-2/93	F		22-0029-1		Ate	Th 18,0		
					22-0094-0		Ate	Th 18,0	+ABS	
					22-0029-0		Ate	Th 18,0		
					22-0094-2		Ate	Th 18,0	+ABS	
					22-0095-0	22-0095-0K	Gir	Th 13,5	+ABS	
					22-0095-2		Gir	Th 13,5	+ABS	
		87-93	F		23-0073				Ø 240,0 Th 24,2-22,8	Vent.
					23-0180				Ø 260,0 Th 24,1-22,8	Vent., +ABS
					53-0108		Luc	228,6x57	Hand Brake	
					18-0272				Ø 228,6	
2.0 RS Cosworth Eng.N5B (150kW)	11/87-1/90		F		22-0094-0		Ate	Th 18,0		
	11/87-1/90		R		22-0095-0	22-0095-0K	Gir	Th 13,5	+ABS	
2.0, 4WD Eng.N9C (88-92kW)		5/89-2/93	F		22-0029-1		Ate	Th 18,0		
					22-0094-0		Ate	Th 18,0	+ABS	
					22-0029-0		Ate	Th 18,0		
					22-0094-2		Ate	Th 18,0	+ABS	
					22-0095-0	22-0095-0K	Gir	Th 13,5	+ABS	
					22-0095-2		Gir	Th 13,5	+ABS	
		89-93	F		23-0073				Ø 240,0 Th 24,2-22,8	Vent.
					23-0180				Ø 260,0 Th 24,1-22,8	Vent., +ABS
					53-0108		Luc	228,6x57	Hand Brake	
					18-0272				Ø 228,6	
2.3 D Eng.YTR/ T (49kW)		1/87-9/89	F		22-0029-1		Ate	Th 18,0		
					22-0094-0		Ate	Th 18,0	+ABS	
					22-0029-0		Ate	Th 18,0		
					22-0094-2		Ate	Th 18,0	+ABS	

		Spare Parts	F/R	L/R	METELLI ref.	METELLI ref. w/KIT		DIMENSIONS mm.	NOTE
2.3 D Eng.YTR/ T (49kW)	1/87-9/89	F	R		22-0095-0	22-0095-0K	Gir	Th 13,5	+ABS
	1/87-9/89		R		22-0095-2		Gir	Th 13,5	+ABS
	87-89	F			23-0073			Ø 240,0 Th 24,2-22,8	Vent.
	1/87-9/89	R			53-0108		Luc	228,6x57	Hand Brake
	87-89				18-0272			Ø 228,6	
2.8 i Eng.PR8/ TV28 (105kW)	8/87-2/93	F			22-0094-0		Ate	Th 18,0	+ABS
	8/87-2/93				22-0094-2		Ate	Th 18,0	+ABS
	8/87-2/93				22-0095-0	22-0095-0K	Gir	Th 13,5	+ABS
	8/87-2/93				22-0095-2		Gir	Th 13,5	+ABS
2.8 i 4WD Eng.PR7/ TV28 (107kW)	1/87-2/93	F			22-0094-0		Ate	Th 18,0	+ABS
	1/87-2/93				22-0094-2		Ate	Th 18,0	+ABS
	1/87-2/93				22-0095-0	22-0095-0K	Gir	Th 13,5	+ABS
	1/87-2/93				22-0095-2		Gir	Th 13,5	+ABS
2.8 i, 4WD Eng.PRG/ TV28 (110kW)	87-	F			23-0180			Ø 260,0 Th 24,1-22,8	Vent.
	1/87-8/88	F			22-0094-0		Ate	Th 18,0	+ABS
	1/87-8/88				22-0094-2		Ate	Th 18,0	+ABS
	1/87-8/88				22-0095-0	22-0095-0K	Gir	Th 13,5	+ABS
	1/87-8/88				22-0095-2		Gir	Th 13,5	+ABS
87-88	R			23-0180			Ø 260,0 Th 24,1-22,8	Vent.	
2.9, 4WD Eng.B4A/ B/ C (107-110kW)	87-88	R			18-0318			Ø 254,0	
	8/88-2/93	F			22-0094-0		Ate	Th 18,0	+ABS
	8/88-2/93				22-0094-2		Ate	Th 18,0	+ABS
	8/88-2/93				22-0095-0	22-0095-0K	Gir	Th 13,5	+ABS
	8/88-2/93				22-0095-2		Gir	Th 13,5	+ABS
9/88-92	F			23-0180			Ø 260,0 Th 24,1-22,8	Vent.	
<b>S-Max 7/06-</b>									
1.8 TDCi Eng.QYWA (92kW)	7/06-	F			22-0675-0		Ate	Th 20,0	
	7/06-				22-0780-0		Gir	Th 16,0	
	7/06-				22-0676-0		Gir	Th 17,0	w/EPB
	06-	R			23-0896			Ø 300,0 Th 28,0-26,0	Vent.
	06-				23-0897			Ø 302,0 Th 11,0-9,0	
2.0 TDCi Eng.AZWA (96kW)	5/06-	F			22-0675-0		Ate	Th 20,0	
	5/06-				22-0780-0		Gir	Th 16,0	
	5/06-				22-0676-0		Gir	Th 17,0	w/EPB
	06-	R			23-0896			Ø 300,0 Th 28,0-26,0	Vent.
	06-				23-0897			Ø 302,0 Th 11,0-9,0	
2.0 TDCi Eng.KLWA (85kW)	11/07-	F			22-0675-0		Ate	Th 20,0	
	11/07-				22-0780-0		Gir	Th 16,0	
	11/07-				22-0676-0		Gir	Th 17,0	w/EPB
	07-	R			23-0896			Ø 300,0 Th 28,0-26,0	Vent.
	07-				23-0897			Ø 302,0 Th 11,0-9,0	
2.0 TDCi Eng.QXWA (103kW)	7/06-	F			22-0675-0		Ate	Th 20,0	
	7/06-				22-0780-0		Gir	Th 16,0	
	7/06-				22-0676-0		Gir	Th 17,0	w/EPB
	06-	R			23-0896			Ø 300,0 Th 28,0-26,0	Vent.
	06-				23-0897			Ø 302,0 Th 11,0-9,0	
2.0, Flexifuel Eng.AOWA (107kW)	7/06-	F			22-0675-0		Ate	Th 20,0	
	7/06-				22-0780-0		Gir	Th 16,0	
	7/06-				22-0676-0		Gir	Th 17,0	w/EPB
	06-	R			23-0896			Ø 300,0 Th 28,0-26,0	Vent.
	06-				23-0897			Ø 302,0 Th 11,0-9,0	
2.2 TDCi Eng.BBA/ BBD (129kW)	4/08-	F			22-0780-0		Gir	Th 16,0	
	4/08-				22-0676-0		Gir	Th 17,0	w/EPB
	08-	R			23-0896			Ø 300,0 Th 28,0-26,0	Vent.
	08-				23-0897			Ø 302,0 Th 11,0-9,0	
2.3 Eng.SEWA (118kW)	9/07-	F			22-0675-0		Ate	Th 20,0	
	9/07-				22-0780-0		Gir	Th 16,0	
	9/07-				22-0676-0		Gir	Th 17,0	w/EPB
	07-	R			23-0896			Ø 300,0 Th 28,0-26,0	Vent.
	07-				23-0897			Ø 302,0 Th 11,0-9,0	
2.5 Eng.HYDA (162kW)	7/06-	F			22-0599-1		Ate	Th 19,0	
	7/06-				22-0780-0		Gir	Th 16,0	
	7/06-				22-0676-0		Gir	Th 17,0	w/EPB
	06-	R			23-0897			Ø 302,0 Th 11,0-9,0	
<b>Street Ka 5/03-</b>									
1.6 Eng.CDB/ C (70kW)	5/03-	F			22-0316-0		Ate	Th 18,5	
	5/03-				23-0476			Ø 258,0 Th 22,0-20,0	Vent.

		Spare Parts	F/R	L/R	METELLI ref.	METELLI ref. w/KIT		DIMENSIONS mm.	NOTE
1.6 Eng.CDB/ C (70kW)	5/03-03-		R		53-0136		Ap	203,2x38	Hand Brake
			R		18-0290	18-0290K		Ø 203,0	
<b>Taurus 26M XI 10/69-4/74</b>									
2.5, Coupe Eng.UY V6 (92kW)	69-74		F		23-0042			Ø 247,5 Th 12,7-11,4	
<b>Taurus I (GBFK) 1/70-2/76</b>									
1.3, SW, Coupe Eng.JAC (40-43kW)	70-76		F		23-0042			Ø 247,5 Th 12,7-11,4	
	70-75		R		18-0268			Ø 203,0	
1.6, Coupe (53-65kW)	70-76		F		23-0042			Ø 247,5 Th 12,7-11,4	
	70-75		R		18-0268			Ø 203,0	
1.6, SW Eng.LAD (50kW)	74-75		F		23-0042			Ø 247,5 Th 12,7-11,4	
	74-75		R		18-0268			Ø 203,0	
1.6, SW, Coupe Eng.LCJ (53kW)	70-75		F		23-0042			Ø 247,5 Th 12,7-11,4	
	70-75		R		18-0268			Ø 203,0	
2.0 V6, Coupe Eng.TL20H (66kW)	70-76		F		23-0042			Ø 247,5 Th 12,7-11,4	
<b>Taurus II (GBTS,GBFS,CBTS) 5/75-7/79</b>									
1.3, SW Eng.JAC (40-43kW)	75-79		F		23-0042			Ø 247,5 Th 12,7-11,4	
	75-79		R		18-0277			Ø 228,6	
1.6 Eng.LE (65kW)	8/76-7/79		F		22-0023-0		Gir	Th 15,0	
1.6 Eng.TL16L (45-50-51kW)	8/75-8/82		F		22-0023-0		Gir	Th 15,0	
1.6, SW Eng.LAD (50kW)	5/75-7/79		F		22-0023-0		Gir	Th 15,0	
	75-79		F		23-0042			Ø 247,5 Th 12,7-11,4	
	75-79		R		18-0272			Ø 228,6	
	79-		R		18-0277			Ø 228,6	
1.6, SW Eng.LCJ (53kW)	5/75-7/79		F		22-0023-0		Gir	Th 15,0	
	75-79		F		23-0042			Ø 247,5 Th 12,7-11,4	
	75-79		R		18-0272			Ø 228,6	
	79-		R		18-0277			Ø 228,6	
2.0, SW Eng.NYR/ TV20H (66kW)	5/75-7/79		F		22-0023-0		Gir	Th 15,0	
	75-79		F		23-0042			Ø 247,5 Th 12,7-11,4	
	75-79		R		18-0272			Ø 228,6	
	79-		R		18-0277			Ø 228,6	
2.0, SW Eng.OHCHC/ TV20H (70kW)	8/76-7/79		F		22-0023-0		Gir	Th 15,0	
2.0, SW Eng.OHCLC (64kW)	12/75-7/76		F		22-0023-0		Gir	Th 15,0	
2.3, SW Eng.YYF/ TV23 (79kW)	75-79		F		23-0042			Ø 247,5 Th 12,7-11,4	
	75-79		R		18-0272			Ø 228,6	
	79-		R		18-0277			Ø 228,6	
<b>Taurus III 80 (GBS, GBNS) 7/79-7/82</b>									
1.3, SW Eng.JCC (43kW)	79-82		F		23-0042			Ø 247,5 Th 12,7-11,4	
	79-82		R		18-0277			Ø 228,6	
1.6 Eng.LE (65kW)	7/79-7/82		F		22-0023-0		Gir	Th 15,0	
1.6 Eng.TL16L (45-50-51kW)	8/70-8/82		F		22-0023-0		Gir	Th 15,0	
1.6, SW Eng.LAR (51kW)	7/79-7/82		F		22-0023-0		Gir	Th 15,0	
	79-82		F		23-0042			Ø 247,5 Th 12,7-11,4	
	-79		R		18-0272			Ø 228,6	
	79-82		R		18-0277			Ø 228,6	
1.6, SW Eng.LCJ (54kW)	7/79-7/82		F		22-0023-0		Gir	Th 15,0	
	79-82		F		23-0042			Ø 247,5 Th 12,7-11,4	
	-79		R		18-0272			Ø 228,6	
	79-82		R		18-0277			Ø 228,6	
2.0, SW Eng.NER/ TV20H (74kW)	7/79-7/82		F		22-0023-0		Gir	Th 15,0	
	79-82		F		23-0042			Ø 247,5 Th 12,7-11,4	
2.0, SW Eng.NWR/ TV20H (66kW)	7/79-7/82		F		22-0023-0		Gir	Th 15,0	
	79-82		F		23-0042			Ø 247,5 Th 12,7-11,4	
	-79		R		18-0272			Ø 228,6	
	79-82		R		18-0277			Ø 228,6	
2.3, SW Eng.YYR/ TV23 (84kW)	79-82		F		23-0042			Ø 247,5 Th 12,7-11,4	
	-79		R		18-0272			Ø 228,6	
	79-82		R		18-0277			Ø 228,6	




























































FORD LCV

<b>Econovan (KAA,KBA,KCA), Van 3/86-3/92</b>									
1.4 Eng.UC (48kW)	3/86-3/92		F		22-0232-0		Ake	Th 15,0	
2.0 D Eng.RF (41kW)	3/86-3/92		F		22-0232-0		Ake	Th 15,0	
<b>Escort I Van 1/68-1/73</b>									
1.1 Eng.G1/ KL11L/ H (751M)	1/68-1/73		R		53-0101		Luc	203,2x38	Hand Brake
(28-29-32-35kW)	68-73		R		18-0268			Ø 203,0	






































		Spare Parts	F/R	L/R	METELLI ref.	METELLI ref. w/KIT		DIMENSIONS mm.	NOTE
1.3 Eng.J1F/ K13L (42kW)	1/68-1/73		R		53-0101		Luc	203,2x38	Hand Brake
	68-73		R		18-0268			Ø 203,0	
1.3 Eng.K13L (35kW)	1/68-1/73		R		53-0101		Luc	203,2x38	Hand Brake
	68-73		R		18-0268			Ø 203,0	
<b>Escort II Van 1/73-1/81</b>									
1.1 Eng.G2/ KL11L/ H (751M) (32-35kW)	75-8/80		F		23-0042			Ø 247,5 Th 12,7-11,4	
	1/73-1/81		R		53-0103		Luc	203,2x38	Hand Brake
	75-80		R		18-0277			Ø 228,6	
	76-80		R		18-0268			Ø 203,0	
1.3 Eng.J1F/ K13L (40kW)	75-8/80		F		23-0042			Ø 247,5 Th 12,7-11,4	
	1/73-1/81		R		53-0103		Luc	203,2x38	30 cwt, Hand Brake
	1/73-1/81		R		53-0104		Luc	228,6x45	45 cwt
	76-80		R		18-0268			Ø 203,0	
1.3 Eng.J2/ K13L (42-45kW)	75-8/80		F		23-0042			Ø 247,5 Th 12,7-11,4	
	1/73-1/81		R		53-0103		Luc	203,2x38	30 cwt, Hand Brake
	1/73-1/81		R		53-0104		Luc	228,6x45	45 cwt
	75-80		R		18-0277			Ø 228,6	
<b>Escort III Van (AVA) 3/81-2/86</b>									
1.1 Eng.GLB/GMA (40kW)	3/81-8/83		R		53-0106		Luc	203,2x38	
1.1 Eng.GSB/ C/ E/ F/ G/ H (37kW)	81-86		F		23-0072			Ø 240,0 Th 10,0-9,0	
	3/81-2/86		R		53-0106		Luc	203,2x38	
	81-86		R		18-0268			Ø 203,0	
1.3 Eng.JPA/ C (51kW)	81-86		F		23-0072			Ø 240,0 Th 10,0-9,0	
	3/81-2/86		R		53-0106		Luc	203,2x38	
	81-86		R		18-0268			Ø 203,0	
1.6 (61kW)	81-86		F		23-0073			Ø 240,0 Th 24,2-22,8	Vent.
	81-86		R		18-0268			Ø 203,0	
1.6 D Eng.LTA/ B/ C (40kW)	84-86		F		23-0072			Ø 240,0 Th 10,0-9,0	
	84-86		R		18-0270	18-0270K		Ø 180,0	
<b>Escort IV Van (AVF) 2/86-7/90</b>									
1.1 Eng.GSB/ C/ E/ F/ G/ H (37kW)	86-90		F		23-0072			Ø 240,0 Th 10,0-9,0	
	-1/88		R		53-0106		Luc	203,2x38	
	86-90		R		18-0268			Ø 203,0	
1.3 (51kW)	11/86-7/88		R		53-0106		Luc	203,2x38	
1.3 Eng.JBA (46kW)	7/88-7/90		F		22-0029-0		Ate	Th 18,0	
	7/88-7/90		F		22-0029-1		Ate	Th 18,0	
	88-90		F		23-0072			Ø 240,0 Th 10,0-9,0	
	7/88-7/90		R		53-0106		Luc	203,2x38	
	88-90		R		18-0268			Ø 203,0	
1.3 Eng.JLA/ B/ JBB (44kW)	2/86-7/90		F		22-0029-0		Ate	Th 18,0	
	2/86-7/90		F		22-0029-1		Ate	Th 18,0	
	86-90		F		23-0072			Ø 240,0 Th 10,0-9,0	
	2/86-7/90		R		53-0106		Luc	203,2x38	
	86-90		R		18-0268			Ø 203,0	
1.4 Eng.FUA (55kW)	1/86-7/90		R		53-0106		Luc	203,2x38	
1.4 i Eng.F6D/ F6B/ FUC (54kW)	2/86-7/90		R		53-0106		Luc	203,2x38	
	86-90		R		18-0268			Ø 203,0	
1.6 (60kW)	86-90		F		23-0073			Ø 240,0 Th 24,2-22,8	Vent.
	2/86-7/90		R		53-0106		Luc	203,2x38	
	86-90		R		18-0268			Ø 203,0	
1.6 Eng.LP2 (58kW)	1/86-1/90		R		53-0106		Luc	203,2x38	
1.6 D Eng.LTA/ B/ C (40kW)	2/86-7/90		R		53-0106		Luc	203,2x38	
	86-90		R		18-0268			Ø 203,0	
1.6 i Eng.L4B (66kW)	1/86-7/90		R		53-0106		Luc	203,2x38	
1.8 D Eng.RTA/ B/ C/ D/ E/ F/ G/ H/ J/ K (44kW)	7/88-7/90		F		22-0029-0		Ate	Th 18,0	
	7/88-7/90		F		22-0029-1		Ate	Th 18,0	
	88-90		R		18-0268			Ø 203,0	
<b>Escort V Van (AVL) 7/90-12/94</b>									
1.3 Eng.J4B/J6A (44kW)	9/91-9/92		R		53-0121		Luc	228,6x45	
1.3 Eng.JBD (46kW)	7/90-12/94		F		22-0071-0		Bdx	Th 18,5	
	7/90-12/94		R		53-0121		Luc	228,6x45	
	90-94		R		18-0277			Ø 228,6	
1.4 Eng.F6A/ B/ C/ D/ E/ F/ G (52-54kW)	7/90-12/94		F		22-0071-0		Bdx	Th 18,5	
	7/90-12/94		R		53-0121		Luc	228,6x45	
	90-94		R		18-0277			Ø 228,6	
1.6 Eng.LJF (77kW)	7/90-9/92		R		53-0121		Luc	228,6x45	

		Spare Parts	F/R	L/R	METELLI ref.	METELLI ref. w/KIT		DIMENSIONS mm.	NOTE
1.6i, 16v Eng.LUG/ K/ J (66kW)	-90		F		23-0073			Ø 240,0 Th 24,2-22,8	Vent.
	91-		F		23-0169			Ø 239,7 Th 20,0-18,0	Vent.
	7/90-12/94		R		53-0121		Luc	228,6x45	
	90-94		R		18-0277			Ø 228,6	
1.8 D Eng.RTH/RTE/RTF (44kW)	7/90-12/94		F		22-0071-0		Bdx	Th 18,5	
	7/90-12/94		R		53-0121		Luc	228,6x45	
	90-94		R		18-0277			Ø 228,6	
1.8i 16v Eng.RDA/ B (77kW)	90-94		R		18-0277			Ø 228,6	
<b>Escort VI Van (AVL) 1/95-</b>									
1.3 Eng.J4B/J6A (44kW)	9/92-1/95		R		53-0121		Luc	228,6x45	
1.4 Eng.F4A/ B/ H (54kW)	-95		F		22-0071-0		Bdx	Th 18,5	
	95-98		R		18-0292	18-0292K		Ø 180,0	-ABS
1.4 Eng.F6F/G (52kW)	9/92-1/94		R		53-0121		Luc	228,6x45	
1.8 D Eng.RTA/ B/ C/ D/ E/ F/ G/ H/ J/ K (44kW)	-95		F		22-0071-0		Bdx	Th 18,5	
	1/95-		R		53-0121		Luc	228,6x45	
	95-98		R		18-0292	18-0292K		Ø 180,0	
1.8 TD Eng.RVA (51kW)	-95		F		22-0071-0		Bdx	Th 18,5	
	95-		F		22-0071-1		Bdx	Th 18,5	
	12/95-6/01		R		53-0121		Luc	228,6x45	
	95-98		R		18-0292	18-0292K		Ø 180,0	
<b>Fiesta I Van 5/76-8/83</b>									
0.95 Eng.BL09L/ H (27kW)	76-8/83		R		18-0267	18-0267K		Ø 177,8	
1.1 Eng.GMA/ GPA/ GLB/ GLA/ GLW (40kW)	76-83		F		23-0041			Ø 221,0 Th 10,0-8,7	
	76-8/83		R		18-0267	18-0267K		Ø 177,8	
<b>Fiesta II Van 3/83-2/89</b>									
1.0 Eng.BL09L/ H (29kW)	9/83-89		R		18-0267	18-0267K		Ø 177,8	
1.1 Eng.GSB/ C/ E/ F/ G/ H (33-37-39kW)	3/83-2/89		F		22-0043-0		Ate	Th 17,5	
	83-89		F		23-0041			Ø 221,0 Th 10,0-8,7	
	83-89		R		18-0267	18-0267K		Ø 177,8	
	83-89		R			53-0111K		Ø 177,8	
1.4 Eng.F6A/ B/ C/ D/ E/ F/ G (52kW)	83-89		R			53-0131Y		Ø 177,8	
	86-89		R		18-0267	18-0267K		Ø 177,8	
	86-89		R		51-0038		Bdx	Ø 17,46 180,0x30	RAD
1.6 D Eng.LTB (40kW)	1/84-2/89		F		22-0043-0		Ate	Th 17,5	
	84-89		R		18-0267	18-0267K		Ø 177,8	
	84-89		R			53-0117Y		Ø 177,8	
<b>Fiesta II Van 3/89-7/95</b>									
1.0 Eng.TKB (33kW)	84-89		R			53-0132Y		Ø 177,8	
	84-89		R			53-0117K		Ø 177,8	
<b>Fiesta III Van, Courier 3/89-7/95</b>									
1.3 Eng.J6B/ JBC (44kW)	1/91-7/95		F		22-0073-0		Ate	Th 18,0	
	1/91-7/95		F		22-0029-0		Ate	Th 18,0	Vent.
	91-		F		23-0169			Ø 239,7 Th 20,0-18,0	Vent.
	91-		F			53-0118K		Ø 239,7 Th 20,0-18,0	Vent.
	1/91-7/95		R		53-0129		Luc	203,2x39	Courier
	-94		R		18-0288			Ø 203,0	
	94-95		R		18-0275	18-0275K		Ø 203,0	
1.8 D Eng.RTA/ B/ C/ D/ E/ F/ G/ H/ J/ K (44kW)	3/89-7/95		F		22-0073-0		Ate	Th 18,0	
	3/89-7/95		F		22-0029-0		Ate	Th 18,0	Vent.
	91-		F		23-0169			Ø 239,7 Th 20,0-18,0	Vent.
	91-		F			53-0117Y		Ø 239,7 Th 20,0-18,0	Vent.
	91-		F			53-0132Y		Ø 239,7 Th 20,0-18,0	Vent.
	91-		F			53-0117K		Ø 239,7 Th 20,0-18,0	Vent.
	91-		F			53-0118K		Ø 239,7 Th 20,0-18,0	Vent.
	89-94		R		18-0276	18-0276K		Ø 180,0	Van
	-94		R		18-0288			Ø 203,0	Courier
	94-95		R		18-0275	18-0275K		Ø 203,0	Courier
	89-95		R		51-0027		Bdx	Ø 17,46 180,0x30	RAD
<b>Fiesta IV Van, Courier 8/95-8/02</b>									
1.3i Eng.BAJA/J4C (44kW)	-00		F		22-0088-0		Ate	Th 17,5	
	-00		F		22-0093-0		Ate	Th 18,0	Vent.
	00-		F		22-0315-0		Ate	Th 18,5	
	95-		F		23-0169			Ø 239,7 Th 20,0-18,0	Vent.
	8/95-8/02		R		53-0128		Luc	180,0x32	Courier, Hand Brake
	8/95-8/02		R		53-0129		Luc	203,2x39	Courier

































		Spare Parts	F/R	L/R	METELLI ref.	METELLI ref. w/KIT		DIMENSIONS mm.	NOTE
1.3i Eng.BAJA/J4C (44kW)	95-		R		18-0288			Ø 203,0	Van / Courier
1.4 i Eng.FHA (66kW)	4/96-10/99		R		53-0128		Luc	180,0x32	Courier, Hand Brake
1.8 D Eng.RTA/ B/ C/ D/ E/ F/ G/ H/ J/ K (44kW)	-00		F		22-0088-0		Ate	Th 17,5	
	-00		F		22-0093-0		Ate	Th 18,0	Vent.
	00-		F		22-0315-0		Ate	Th 18,5	
	95-		F		23-0169			Ø 239,7 Th 20,0-18,0	Vent.
	8/95-8/02		R		53-0128		Luc	180,0x32	Courier, Hand Brake
8/95-8/02		R		53-0129		Luc	203,2x39	Courier 50	
95-		R		18-0288			Ø 203,0	Van / Courier	
1.8 TD Eng.RTN / RTP / RTQ (55kW)	5/98-		R		53-0129		Luc	203,2x39	Courier
<b>Fiesta V Van 11/01-4/08</b>									
1.4 TDCi Eng.F6JA/ B (50kW)	11/01-		F		22-0316-0		Ate	Th 18,5	
	11/01-		F		23-0476			Ø 258,0 Th 22,0-20,0	Vent., AW
	11/01-4/08		R		53-0136		Ap	203,2x38	Hand Brake
	01-		R		18-0365	18-0365K		Ø 203,0	
<b>P 100 II 10/87-</b>									
1.8 TD Eng.RFA/ B/ D/ K/ L/ M/ N/ S (55kW)	10/87-12/92		F		22-0056-0		Bdx	Th 18,5	
	10/87-12/92		R		53-0115		Ap	228,6x45	Hand Brake
	10/87-12/92		R		53-0100		Luc	254,0x57	Hand Brake
	87-92		R		18-0278			Ø 228,6	
2.0 Eng.NAE (57kW)	10/87-		F		22-0056-0		Bdx	Th 18,5	
	10/87-		R		53-0115		Ap	228,6x45	Hand Brake
	10/87-		R		53-0100		Luc	254,0x57	Hand Brake
	87-93		R		18-0278			Ø 228,6	
<b>Sierra I Van 8/82-12/86</b>									
1.6 Eng.LCS/ T/ LSD (55kW)	8/82-12/86		R		53-0108		Luc	228,6x57	-ABS, Hand Brake
2.3 D Eng.YTT (49kW)	8/82-12/86		R		53-0108		Luc	228,6x57	Hand Brake
<b>Sierra II Van 1/87-2/93</b>									
1.8 TD Eng.RFA/ B/ L (55kW)	8/88-2/93		R		53-0108		Luc	228,6x57	-ABS, Hand Brake
2.3 D Eng.YTR (49kW)	-90		R		53-0108		Luc	228,6x57	Hand Brake
<b>Tourneo (EBS) 1/94-12/00</b>									
2.0i Eng.NSF/ H (85kW)	94-97		F		23-0458			Ø 270,0 Th 24,3-22,2	Vent., 15Inch Wheels
	7/94-3/00		F		23-0459			Ø 254,0 Th 24,3-22,2	Vent., 14Inch Wheels
	1/94-1/97		R		53-0123		Bdx	280,0x64	Hand Brake
	1/94-1/97		R		53-0127		Bdx	280,0x64	Hand Brake
	94-4/97		R		18-0284			Ø 254,0	Axle Timken
	94-4/97		R		18-0285			Ø 280,0	Axle Salisbury
2.5 D, TD Eng.4GB/ D/ A/ C / 4HA/ B/ C (55-62kW)	94-97		F		23-0458			Ø 270,0 Th 24,3-22,2	Vent., 15Inch Wheels
	7/94-3/00		F		23-0459			Ø 254,0 Th 24,3-22,2	Vent., 14Inch Wheels
	1/94-1/97		R		53-0123		Bdx	280,0x64	Hand Brake
	1/94-1/97		R		53-0127		Bdx	280,0x64	Hand Brake
	94-4/97		R		18-0285			Ø 280,0	
2.5 DI Eng.4FA/ B/ C/ D (51kW)	11/94-12/00		R		53-0123		Bdx	280,0x64	Hand Brake
2.5 TD Eng.4EB/ C (74kW)	4/98-12/00		R		53-0123		Bdx	280,0x64	Hand Brake
	4/98-12/00		R		53-0127		Bdx	280,0x64	Hand Brake
<b>Tourneo Connect 9/02-</b>									
1.8 16v Eng.EYPA (85kW)	8/06-		F		22-0533-0		Ate	Th 17,5	
	8/06-		R		22-0337-1		Ate	Th 16,5	+ABS
	02-		F		23-0760			Ø 278,0 Th 24,0-22,0	Vent.
	02-		R		23-0761			Ø 277,0 Th 11,0-9,0	
	9/02-		R		53-0138		Ap	228,6x58	-ABS, Hand Brake
	02-		R		18-0366			Ø 228,6	-TC
	02-		R		51-0230		Ap	Ø 20,64 228,6x58	AP
	02-		R		51-0230		Ap	Ø 20,64 228,6x58	AP
1.8 Di Eng.BHPA (55kW)	8/06-		F		22-0533-0		Ate	Th 17,5	
	8/06-		R		22-0337-1		Ate	Th 16,5	+ABS
	02-		F		23-0760			Ø 278,0 Th 24,0-22,0	Vent.
	02-		R		23-0761			Ø 277,0 Th 11,0-9,0	
	9/02-		R		53-0138		Ap	228,6x58	-ABS, Hand Brake
	02-		R		18-0366			Ø 228,6	-TC
	02-		R		51-0230		Ap	Ø 20,64 228,6x58	AP
	02-		R		51-0230		Ap	Ø 20,64 228,6x58	AP
1.8 TDCi Eng.HCPA (66kW)	8/06-		F		22-0533-0		Ate	Th 17,5	
	8/06-		R		22-0337-1		Ate	Th 16,5	+ABS
	02-		F		23-0760			Ø 278,0 Th 24,0-22,0	Vent.
	02-		R		23-0761			Ø 277,0 Th 11,0-9,0	
	9/02-		R		53-0138		Ap	228,6x58	-ABS, Hand Brake
	02-		R		18-0366			Ø 228,6	-TC

		Spare Parts	F/R	L/R	METELLI ref.	METELLI ref. w/KIT		DIMENSIONS mm.	NOTE	
1.8 TDCi Eng.RWPA (81kW)	8/06-		F		22-0533-0		Ate	Th 17,5		
	8/06-		R		22-0337-1		Ate	Th 16,5	+ABS	
	06-		F		23-0760			Ø 278,0 Th 24,0-22,0	Vent.	
	3/06-		R		23-0761			Ø 277,0 Th 11,0-9,0		
<b>Transit Connect 9/02-</b>										
1.8 16v Eng.EYPA (85kW)	9/02-		F		22-0533-0		Ate	Th 17,5		
	9/02-		R		22-0337-1		Ate	Th 16,5	+ABS	
	9/02-		F		23-0760			Ø 278,0 Th 24,0-22,0	Vent.	
	9/02-		R		23-0761			Ø 277,0 Th 11,0-9,0		
	9/02-		R		53-0138		Ap	228,6x58	-ABS, Hand Brake	
	9/02-		R		18-0366			Ø 228,6		
02-		R		51-0230		Ap	Ø 20,64 228,6x58	AP		
1.8 Di Eng.BHPA (55kW)	9/02-		F		22-0533-0		Ate	Th 17,5		
	9/02-		R		22-0337-1		Ate	Th 16,5	+ABS	
	9/02-		F		23-0760			Ø 278,0 Th 24,0-22,0	Vent.	
	9/02-		R		23-0761			Ø 277,0 Th 11,0-9,0		
	9/02-		R		53-0138		Ap	228,6x58	-ABS, Hand Brake	
	9/02-		R		18-0366			Ø 228,6		
02-		R		51-0230		Ap	Ø 20,64 228,6x58	AP		
1.8 TDCi Eng.HCPA (66kW)	9/02-		F		22-0533-0		Ate	Th 17,5		
	9/02-		R		22-0337-1		Ate	Th 16,5	+ABS	
	9/02-		F		23-0760			Ø 278,0 Th 24,0-22,0	Vent.	
	9/02-		R		23-0761			Ø 277,0 Th 11,0-9,0		
	9/02-		R		53-0138		Ap	228,6x58	-ABS, Hand Brake	
	9/02-		R		18-0366			Ø 228,6		
02-		R		51-0230		Ap	Ø 20,64 228,6x58	AP		
1.8 TDCi Eng.RWPA (81kW)	8/06-		F		22-0533-0		Ate	Th 17,5		
	8/06-		R		22-0337-1		Ate	Th 16,5	+ABS	
	06-		F		23-0760			Ø 278,0 Th 24,0-22,0	Vent.	
	8/06-		R		23-0761			Ø 277,0 Th 11,0-9,0		
	<b>Transit II 1/65-9/78</b>									
	1.5 Eng.EX (44kW)	73-		F		22-0678-0		Lock	Th 15,0	100
11/65-5/78			R		53-0139		Ap	254,0x57	FT100, Hand Brake	
73-78			R		18-0280			Ø 254,0	FT75, FT100, TRW	
1.6 Eng.EY (48kW)	77-		F		22-0678-0		Lock	Th 15,0		
	73-86		F		23-0162			Ø 270,0 Th 14,3-12,5		
	4/71-9/78		R		53-0102		Ap	228,6x45	FT80, 100, 115 Van, Bus 13, Hand Brake	
	4/71-9/78		R		53-0139		Ap	254,0x57	FT90, 100, 115, 130, 150, 175, Hand Brake	
	76-78		R		18-0280			Ø 254,0	FT100, FT115, FT125, TRW	
1.7 Eng.17M/ EV17L (48-51-55kW)	73-		F		22-0678-0		Lock	Th 15,0	100	
	1/71-12/78		R		53-0102		Ap	228,6x45	FT80, 100, 115 Van, Bus 13, Hand Brake	
	1/71-12/78		R		53-0139		Ap	254,0x57	FT90, 100, 115, 130, 150, 175, Hand Brake	
1.7 Eng.EY (48kW)	73-		F		22-0678-0		Lock	Th 15,0	100	
	1/65-3/78		R		53-0102		Ap	228,6x45	FT80, 100, 115 Van, Bus 13, Hand Brake	
	1/65-3/78		R		53-0139		Ap	254,0x57	FT90, 100, 115, 130, 150, 175, Hand Brake	
2.0 Eng.4RC (43-55-57kW)	73-		F		22-0678-0		Lock	Th 15,0		
	73-86		F		23-0162			Ø 270,0 Th 14,3-12,5		
	4/71-9/78		R		53-0102		Ap	228,6x45	FT80, 100, 115 Van, Bus 13, Hand Brake	
	4/71-9/78		R		53-0139		Ap	254,0x57	FT90, 100, 115, 130, 150, 175, Hand Brake	
	76-78		R		18-0280			Ø 254,0	FT100L, FT115, FT125, FT150, FT175, FT190, TRW	
2.0 (V4) Eng.4RC (43-55-57kW)	73-		F		22-0678-0		Lock	Th 15,0		
	73-86		F		23-0162			Ø 270,0 Th 14,3-12,5		
	4/71-9/78		R		53-0102		Ap	228,6x45	FT80, 100, 115 Van, Bus 13, Hand Brake	
	4/71-9/78		R		53-0139		Ap	254,0x57	FT90, 100, 115, 130, 150, 175, Hand Brake	
	70-78		R		18-0280			Ø 254,0	FT100, FT130, TRW	
2.3 D (46kW)	11/71-9/78		R		53-0102		Ap	228,6x45	FT80, 100, 115 Van, Bus 13, Hand Brake	
	11/71-9/78		R		53-0139		Ap	254,0x57	FT90, 100, 115, 130, 150, 175, Hand Brake	
2.4 D Eng.4AA (46kW)	73-85		F		23-0162			Ø 270,0 Th 14,3-12,5		
	4/71-9/78		R		53-0102		Ap	228,6x45	FT80, 100, 115 Van, Bus 13, Hand Brake	
	4/71-9/78		R		53-0139		Ap	254,0x57	FT90, 100, 115, 130, 150, 175, Hand Brake	
	76-78		R		18-0280			Ø 254,0	FT75, FT115, FT125, FT130, FT150, FT175, FT190, TRW	
<b>Transit III (V) 11/77-10/86</b>										
1.6 (62kW)	1/78-10/87		R		53-0102		Ap	228,6x45	FT80, 100, 115, 120, Hand Brake	
1.6 Eng.4RB (48kW)	12/77-10/86		F		22-0678-0		Lock	Th 15,0	FT80, 100, 115	
	77-86		F		23-0162			Ø 270,0 Th 14,3-12,5		
	12/77-10/86		R		53-0102		Ap	228,6x45	FT80, 100, 115, 120, Hand Brake	





































		Spare Parts	F/R	L/R	METELLI ref.	METELLI ref. w/KIT		DIMENSIONS mm.	NOTE
1.6 Eng.4RB (48kW)	77-86		R		18-0280			Ø 254,0	FT80, FT100, FT120, TRW
2.0 Eng.4RC (43-55-57kW)	11/77-10/86		F		22-0678-0		Lock	Th 15,0	80-100-115
	11/77-10/86		F		22-0016-0		Lock	Th 18,0	130-150-175-190
	77-86		F		23-0162			Ø 270,0 Th 14,3-12,5	
	11/77-10/86		R		53-0102		Ap	228,6x45	FT80, 100, 115, 120, Hand Brake
	11/77-10/86		R		53-0109		Ap	254,0x70	FT120, 130, HDB, Hand Brake
	77-86		R		18-0280			Ø 254,0	FT80, FT100, FT120, FT130, FT160, FT175, FT190, TRW
2.4 D Eng.4AA (46kW)	12/77-10/86		F		22-0678-0		Lock	Th 15,0	80-100-115
	12/77-10/86		F		22-0016-0		Lock	Th 18,0	130-175-190
	77-86		F		23-0162			Ø 270,0 Th 14,3-12,5	
	12/77-10/86		R		53-0102		Ap	228,6x45	FT80, 100, 115, 120, Hand Brake
	12/77-10/86		R		53-0109		Ap	254,0x70	FT120, 130, HDB, Hand Brake
	77-86		R		18-0280			Ø 254,0	FT80, FT100, FT120, FT160, FT175, TRW
2.5 D Eng.4AB/ 4BA/ 4CA (50kW)	83-86		F		23-0162			Ø 270,0 Th 14,3-12,5	
	10/83-10/86		R		53-0102		Ap	228,6x45	FT80, 100, 115, 120, Hand Brake
	10/83-10/86		R		53-0109		Ap	254,0x70	FT120, 130, HDB, Hand Brake
	83-86		R		18-0280			Ø 254,0	FT80, FT100, FT130, FT160, FT190, TRW
<b>Transit IV (T) 11/85-9/92</b>									
1.6 (62kW)	11/85-12/88		R		53-0115		Ap	228,6x45	FT80, 100, 115, 120, Hand Brake
	11/85-12/88		R		53-0116		Ap	254,0x70	FT130, 160, 190, 190A (2 Piston Caliper), Hand Brake
	11/85-12/88		R		53-0114		Ap	254,0x70	FT130, 160, 190, 190A (4 Piston Caliper), Hand Brake
1.6 Eng.LAT (46kW)	12/85-1/89		F		22-0056-0		Bdx	Th 18,5	80-115-120
	12/85-1/89		R		53-0115		Ap	228,6x45	FT80, 100, 115, 120, Hand Brake
	12/85-1/89		R		53-0116		Ap	254,0x70	FT130, 160, 190, 190A (2 Piston Caliper), Hand Brake
	12/85-1/89		R		53-0114		Ap	254,0x70	FT130, 160, 190, 190A (4 Piston Caliper), Hand Brake
	85-89		R		18-0278			Ø 228,6	FT80, FT100, SRW
2.0, Kat., 16v Eng.N6T/ NAT/ V (57kW)	11/85-9/92		F		22-0056-0		Bdx	Th 18,5	80-100-115-120
	11/85-9/92		F		22-0016-0		Lock	Th 18,0	100L-160
	11/85-9/92		R		53-0115		Ap	228,6x45	FT80, 100, 115, 120, Hand Brake
	11/85-9/92		R		53-0116		Ap	254,0x70	FT130, 160, 190, 190A (2 Piston Caliper), Hand Brake
	11/85-9/92		R		53-0114		Ap	254,0x70	FT130, 160, 190, 190A (4 Piston Caliper), Hand Brake
	85-92		R		18-0278			Ø 228,6	FT80, FT100, FT120, SRW
	85-92		R		18-0286			Ø 254,0	FT130, FT160, FT190
	2.5 D Eng.4AB/ 4BA/ 4CA (50-52kW)	12/85-9/92		F		22-0056-0		Bdx	Th 18,5
12/85-9/92		F		22-0016-0		Lock	Th 18,0	100L-130-160-190	
85-92		F		23-0163			Ø 254,0 Th 14,3-12,5		
85-92		F		23-0162			Ø 270,0 Th 14,3-12,5		
12/85-9/92		R		53-0115		Ap	228,6x45	FT80, 100, 115, 120, Hand Brake	
12/85-9/92		R		53-0116		Ap	254,0x70	FT130, 160, 190, 190A (2 Piston Caliper), Hand Brake	
12/85-9/92		R		53-0114		Ap	254,0x70	FT130, 160, 190, 190A (4 Piston Caliper), Hand Brake	
85-92		R		18-0278			Ø 228,6	FT80, FT100, FT120, SRW	
85-92		R		18-0286			Ø 254,0	FT130, FT160, FT190	
2.5 TD Eng.D25 (58kW)	9/88-9/92		R		53-0115		Ap	228,6x45	FT80, 100, 115, 120, Hand Brake
	9/88-9/92		R		53-0116		Ap	254,0x70	FT130, 160, 190, 190A (2 Piston Caliper), Hand Brake
	9/88-9/92		R		53-0114		Ap	254,0x70	FT130, 160, 190, 190A (4 Piston Caliper), Hand Brake
	88-92		R		18-0278			Ø 228,6	FT80, FT100, FT120, SRW
	88-92		R		18-0286			Ø 254,0	FT130, FT160, FT190
	<b>Transit V (E1) 1/91-9/94</b>								
2.0 Eng.NBA (66kW)	9/91-9/94		F		22-0195-0		Bdx	Th 19,0	130-150-190
	9/91-9/94		F		22-0194-0		Bdx	Th 19,0	80-100-120
	9/91-9/94		R		53-0122		Bdx	254,0x50	FT80, 100, 115, 120, SRW, Hand Brake
	9/91-9/94		R		53-0123		Bdx	280,0x64	FT130, 150, 190, TRW, Hand Brake
	91-94		R		18-0284			Ø 254,0	FT100, FT150, FT190, 14Inch Wheels
	91-94		R		18-0285			Ø 280,0	FT100, FT150, FT190, 15Inch Wheels
2.0 i Eng.NCA (72kW)	9/91-7/94		F		22-0195-0		Bdx	Th 19,0	130-150-190
	9/91-7/94		F		22-0194-0		Bdx	Th 19,0	80-100-120

		Spare Parts	F/R	L/R	METELLI ref.	METELLI ref. w/KIT		DIMENSIONS mm.	NOTE
2.0 i Eng.NCA (72kW)		4/91-94	F		23-0459			Ø 254,0 Th 24,3-22,2	Vent., SRW
		4/91-94	F		23-0458			Ø 270,0 Th 24,3-22,2	Vent., TRW
		9/91-7/94	R		53-0122		Bdx	254,0x50	FT80, 100, 115, 120, SRW, Hand Brake
		9/91-7/94	R		53-0123		Bdx	280,0x64	FT130, 150, 190, TRW, Hand Brake
		91-94	R		18-0284			Ø 254,0	FT80, FT120, FT150, FT190, 14Inch Wheels
		91-94	R		18-0285			Ø 280,0	FT120, FT130, FT150, FT190, 15Inch Wheels
2.0i Eng.TL20 Efi (85kW)		1/91-12/94	F		22-0195-0		Bdx	Th 19,0	130-150-190
		1/91-12/94	F		22-0194-0		Bdx	Th 19,0	80-100-120
		1/91-12/94	R		53-0122		Bdx	254,0x50	FT80, 100, 115, 120, SRW, Hand Brake
		1/91-12/94	R		53-0123		Bdx	280,0x64	FT130, 150, 190, TRW, Hand Brake
2.5 Di Eng.4DA (59kW)		9/91-7/94	F		22-0195-0		Bdx	Th 19,0	130-150-190
		9/91-7/94	F		22-0194-0		Bdx	Th 19,0	80-100-120
		4/91-94	F		23-0459			Ø 254,0 Th 24,3-22,2	Vent., SRW
		4/91-94	F		23-0458			Ø 270,0 Th 24,3-22,2	Vent., TRW
		9/91-7/94	R		53-0122		Bdx	254,0x50	FT80, 100, 115, 120, SRW, Hand Brake
		9/91-7/94	R		53-0123		Bdx	280,0x64	FT130, 150, 190, TRW, Hand Brake
2.5 Di Eng.4FA/ B/ C/ D (51kW)		8/91-7/94	F		22-0195-0		Bdx	Th 19,0	130-150-190
		8/91-7/94	F		22-0194-0		Bdx	Th 19,0	80-100-120
		4/91-94	F		23-0459			Ø 254,0 Th 24,3-22,2	Vent., SRW
		4/91-94	F		23-0458			Ø 270,0 Th 24,3-22,2	Vent., TRW
		8/91-7/94	R		53-0122		Bdx	254,0x50	FT80, 100, 115, 120, SRW, Hand Brake
		8/91-7/94	R		53-0123		Bdx	280,0x64	FT130, 150, 190, TRW, Hand Brake
		91-94	R		18-0284			Ø 254,0	FT80, FT100, FT150, FT190, 14Inch Wheels
		91-94	R		18-0285			Ø 280,0	FT100, FT130, FT150, FT190, 15Inch Wheels
2.5 TD Eng.4EA (74kW)		9/91-7/94	F		22-0195-0		Bdx	Th 19,0	130-150-190
		9/91-7/94	F		22-0194-0		Bdx	Th 19,0	80-100-120
		4/91-94	F		23-0459			Ø 254,0 Th 24,3-22,2	Vent., SRW
		4/91-94	F		23-0458			Ø 270,0 Th 24,3-22,2	Vent., TRW
		9/91-7/94	R		53-0122		Bdx	254,0x50	FT80, 100, 115, 120, SRW, Hand Brake
		9/91-7/94	R		53-0123		Bdx	280,0x64	FT130, 150, 190, TRW, Hand Brake
		91-94	R		18-0284			Ø 254,0	FT120, FT150, FT190, 14Inch Wheels
		91-94	R		18-0285			Ø 280,0	FT120, FT130, FT150, FT190, 15" Wheels
2.5 TD Eng.4GA/ B/ C/ D/ E/ F (63kW)		10/92-7/94	F		22-0195-0		Bdx	Th 19,0	130-150-190
		10/92-7/94	F		22-0194-0		Bdx	Th 19,0	80-100-120
		92-94	F		23-0459			Ø 254,0 Th 24,3-22,2	Vent., SRW
		92-94	F		23-0458			Ø 270,0 Th 24,3-22,2	Vent., TRW
		10/92-7/94	R		53-0122		Bdx	254,0x50	FT80, 100, 115, 120, SRW, Hand Brake
		10/92-7/94	R		53-0123		Bdx	280,0x64	FT130, 150, 190, TRW, Hand Brake
		92-94	R		18-0284			Ø 254,0	FT80, FT100, FT120, FT190, 14Inch Wheels
		92-94	R		18-0285			Ø 280,0	FT100, FT120, FT130, FT190, 15" Wheels
2.9 i Eng.BRT (107kW)		1/91-7/94	R		53-0122		Bdx	254,0x50	FT80, 100, 115, 120, SRW, Hand Brake
		1/91-7/94	R		53-0123		Bdx	280,0x64	FT130, 150, 190, TRW, Hand Brake
		91-94	R		18-0284			Ø 254,0	FT150, FT190, 14Inch Wheels
		91-94	R		18-0285			Ø 280,0	FT150, FT190, 15Inch Wheels
<b>Transit VI (E2) 7/94-6/00</b>									
2.0, CNG Eng.NSF/ G/ H/ D (84kW)		-98	F		22-0195-0		Bdx	Th 19,0	130-150-190
		-98	F		22-0194-0		Bdx	Th 19,0	80-100-120
		98-	F		22-0195-1		Bdx	Th 19,0	130-150-190
		98-	F		22-0194-1		Bdx	Th 19,0	80-100-120
		95-00	F		23-0459			Ø 254,0 Th 24,3-22,2	Vent., SRW
		95-00	F		23-0458			Ø 270,0 Th 24,3-22,2	Vent., TRW
2.5 Di Eng.4ED (85kW)		9/95-3/00	R		53-0126		Bdx	254,0x50	FT80, 100, 115, 120, SRW, Hand Brake
		9/95-3/00	R		53-0127		Bdx	280,0x64	FT130, 150, 190, TRW, Hand Brake
		9/95-3/00	R		53-0313		Bdx	280,0x65	Hand Brake
		-98	F		22-0195-0		Bdx	Th 19,0	130-150-190
		-98	F		22-0194-0		Bdx	Th 19,0	80-100-120
		98-	F		22-0195-1		Bdx	Th 19,0	130-150-190
2.5 Di Eng.4FA/ B/ C/ D (51kW)		98-	F		22-0194-1		Bdx	Th 19,0	80-100-120
		97-00	F		23-0459			Ø 254,0 Th 24,3-22,2	Vent., SRW
		97-00	F		23-0458			Ø 270,0 Th 24,3-22,2	Vent., TRW
		8/97-3/00	R		53-0126		Bdx	254,0x50	FT80, 100, 115, 120, SRW, Hand Brake
		8/97-3/00	R		53-0127		Bdx	280,0x64	FT130, 150, 190, TRW, Hand Brake
		8/97-3/00	R		53-0313		Bdx	280,0x65	Hand Brake
2.5 Di Eng.4FA/ B/ C/ D (51kW)		-98	F		22-0195-0		Bdx	Th 19,0	130-150-190
		-98	F		22-0194-0		Bdx	Th 19,0	80-100-120
		98-	F		22-0195-1		Bdx	Th 19,0	130-150-190
		98-	F		22-0194-1		Bdx	Th 19,0	80-100-120







		Spare Parts	F/R	L/R	METELLI ref.	METELLI ref. w/KIT		DIMENSIONS mm.	NOTE	
2.5 Di Eng.4FA/ B/ C/ D (51kW)	94-00		F		23-0459			Ø 254,0 Th 24,3-22,2	Vent., SRW	
	94-00		F		23-0458			Ø 270,0 Th 24,3-22,2	Vent., TRW	
	8/94-3/00		R		53-0126		Bdx	254,0x50	FT80, 100, 115, 120, SRW, Hand Brake	
	8/94-3/00		R		53-0127		Bdx	280,0x64	FT130, 150, 190, TRW, Hand Brake	
	8/94-3/00		R		53-0313		Bdx	280,0x65	Hand Brake	
	94-00		R		18-0284			Ø 254,0	FT80, FT100, FT150, FT190, 14Inch Wheels	
	94-00		R		18-0285			Ø 280,0	FT100, FT130, FT150, FT190, 15Inch Wheels	
	2.5 Di Eng.4HB/ C (56kW)	-98		F		22-0195-0		Bdx	Th 19,0	130-150-190
-98			F		22-0194-0		Bdx	Th 19,0	80-100-120	
98-			F		22-0195-1		Bdx	Th 19,0	130-150-190	
98-			F		22-0194-1		Bdx	Th 19,0	80-100-120	
94-00			F		23-0459			Ø 254,0 Th 24,3-22,2	Vent., SRW	
94-00			F		23-0458			Ø 270,0 Th 24,3-22,2	Vent., TRW	
7/94-3/00			R		53-0126		Bdx	254,0x50	FT80, 100, 115, 120, SRW, Hand Brake	
7/94-3/00			R		53-0127		Bdx	280,0x64	FT130, 150, 190, TRW, Hand Brake	
7/94-3/00			R		53-0313		Bdx	280,0x65	Hand Brake	
2.5 TD Eng.4EB/ C (74kW)		-98		F		22-0195-0		Bdx	Th 19,0	130-150-190
	-98		F		22-0194-0		Bdx	Th 19,0	80-100-120	
	98-		F		22-0195-1		Bdx	Th 19,0	130-150-190	
	98-		F		22-0194-1		Bdx	Th 19,0	80-100-120	
	94-00		F		23-0459			Ø 254,0 Th 24,3-22,2	Vent., SRW	
	94-00		F		23-0458			Ø 270,0 Th 24,3-22,2	Vent., TRW	
	7/94-3/00		R		53-0126		Bdx	254,0x50	FT80, 100, 115, 120, SRW, Hand Brake	
	7/94-3/00		R		53-0127		Bdx	280,0x64	FT130, 150, 190, TRW, Hand Brake	
	7/94-3/00		R		53-0313		Bdx	280,0x65	Hand Brake	
	94-00		R		18-0284			Ø 254,0	FT120, FT150, FT190, 14Inch Wheels	
	94-00		R		18-0285			Ø 280,0	FT120, FT130, FT150, FT190, 15Inch Wheels	
	2.5 TD Eng.4GA/ B/ C/ D/ E/ F (63kW)	-98		F		22-0195-0		Bdx	Th 19,0	130-150-190
-98			F		22-0194-0		Bdx	Th 19,0	80-100-120	
98-			F		22-0195-1		Bdx	Th 19,0	130-150-190	
98-			F		22-0194-1		Bdx	Th 19,0	80-100-120	
95-00			F		23-0459			Ø 254,0 Th 24,3-22,2	Vent., SRW	
95-00			F		23-0458			Ø 270,0 Th 24,3-22,2	Vent., TRW	
1/95-3/00			R		53-0126		Bdx	254,0x50	FT80, 100, 115, 120, SRW, Hand Brake	
1/95-3/00			R		53-0127		Bdx	280,0x64	FT130, 150, 190, TRW, Hand Brake	
1/95-3/00			R		53-0313		Bdx	280,0x65	Hand Brake	
95-00			R		18-0284			Ø 254,0	FT80, FT100, FT120, FT150, FT190, 14Inch Wheels	
95-00			R		18-0285			Ø 280,0	FT100, FT120, FT130, FT150, FT190, 15Inch Wheels	
2.5 TD Eng.4HA/ D (55kW)		-98		F		22-0195-0		Bdx	Th 19,0	130-150-190
		-98		F		22-0194-0		Bdx	Th 19,0	80-100-120
		98-		F		22-0195-1		Bdx	Th 19,0	130-150-190
	98-		F		22-0194-1		Bdx	Th 19,0	80-100-120	
	94-00		F		23-0459			Ø 254,0 Th 24,3-22,2	Vent., SRW	
	94-00		F		23-0458			Ø 270,0 Th 24,3-22,2	Vent., TRW	
	8/94-6/00		R		53-0126		Bdx	254,0x50	FT80, 100, 115, 120, SRW, Hand Brake	
	8/94-6/00		R		53-0127		Bdx	280,0x64	FT130, 150, 190, TRW, Hand Brake	
	8/94-6/00		R		53-0313		Bdx	280,0x65	Hand Brake	
	<b>Transit VII (FA, FD, FM) 1/00-3/06</b>									
2.0 Eng.NSF (84kW)	9/00-3/06		R		53-0134		Bosch	280,0x65	+ABS, RWD, 16Inch Wheels, Hand Brake	
2.0 Di Eng.ABFA (74kW)	8/00-3/06		F		22-0536-0		Bosch	Th 18,5	FWD	
	8/00-3/06		F		22-0320-0		Bosch	Th 18,5	RWD	
	8/00-		F		23-0714			Ø 276,0 Th 24,5-22,1	Vent., FWD	
	8/00-		F		23-0702			Ø 294,0 Th 24,5-18,0	Vent., RWD	
	8/00-3/06		R		53-0135		Bosch	254,0x52		
	8/00-3/06		R		53-0134		Bosch	280,0x65	+ABS, RWD, 16Inch Wheels, Hand Brake	
	9/00-		R		18-0368			Ø 254,0	FWD, SRW	
	9/00-		R		18-0369			Ø 280,0	TRW	
2.0 Di Eng.D3FA (55kW)	9/00-		R		18-0367			Ø 280,0	RWD, SRW	
	8/00-3/06		F		22-0536-0		Bosch	Th 18,5	FWD	
	8/00-3/06		F		22-0320-0		Bosch	Th 18,5	RWD	
	8/00-		F		23-0714			Ø 276,0 Th 24,5-22,1	Vent., FWD	
	8/00-		F		23-0702			Ø 294,0 Th 24,5-18,0	Vent., RWD	
	8/00-3/06		R		53-0135		Bosch	254,0x52		
	8/00-3/06		R		53-0134		Bosch	280,0x65	+ABS, RWD, 16Inch Wheels, Hand Brake	
	9/00-		R		18-0368			Ø 254,0	FWD, SRW	



		Spare Parts	F/R	L/R	METELLI ref.	METELLI ref. w/KIT		DIMENSIONS mm.	NOTE
2.0 Di Eng.D3FA (55kW)	9/00-9/00-		R		18-0369			Ø 280,0	TRW
			R		18-0367			Ø 280,0	RWD, SRW
2.0 Di Eng.F3FA (63kW)	8/00-3/06		F		22-0536-0		Bosch	Th 18,5	FWD
			F		22-0320-0		Bosch	Th 18,5	RWD
	8/00-		F		23-0714			Ø 276,0 Th 24,5-22,1	Vent., FWD
			F		23-0702			Ø 294,0 Th 24,5-18,0	Vent., RWD
	8/00-3/06		R		53-0135		Bosch	254,0x52	
			R		53-0134		Bosch	280,0x65	+ABS, RWD, 16Inch Wheels, Hand Brake
	9/00-		R		18-0368			Ø 254,0	FWD, SRW
			R		18-0369			Ø 280,0	TRW
	9/00-		R		18-0367			Ø 280,0	RWD, SRW
2.0 TDCi Eng.F1FA (92kW)	8/02-3/06		F		22-0536-0		Bosch	Th 18,5	FWD
			F		22-0320-0		Bosch	Th 18,5	RWD
	02-02-		F		23-0714			Ø 276,0 Th 24,5-22,1	Vent., FWD
			F		23-0702			Ø 294,0 Th 24,5-18,0	Vent., RWD
	8/02-3/06		R		53-0135		Bosch	254,0x52	
			R		53-0134		Bosch	280,0x65	+ABS, RWD, 16Inch Wheels, Hand Brake
	8/02-3/06		R		18-0368			Ø 254,0	FWD, SRW
			R		18-0369			Ø 280,0	TRW
	9/00-		R		18-0367			Ø 280,0	RWD, SRW
2.3 16v Eng.E5FA/ C (105-107kW)	4/01-3/06		F		22-0536-0		Bosch	Th 18,5	FWD
			F		22-0320-0		Bosch	Th 18,5	RWD
	4/01-		F		23-0714			Ø 276,0 Th 24,5-22,1	Vent., FWD
			F		23-0702			Ø 294,0 Th 24,5-18,0	Vent., RWD
	4/01-3/06		R		53-0135		Bosch	254,0x52	FWD, 15Inch Wheels
			R		53-0134		Bosch	280,0x65	Hand Brake
	4/01-3/06		R		53-0134		Bosch	280,0x65	+ABS, RWD, 16Inch Wheels, Hand Brake
	2.4 Di Eng.D2FA/ B/ E (66kW)	1/00-3/06		F		22-0536-0		Bosch	Th 18,5
F					22-0320-0		Bosch	Th 18,5	RWD
3/00-3/00-			F		23-0714			Ø 276,0 Th 24,5-22,1	Vent., FWD
			F		23-0702			Ø 294,0 Th 24,5-18,0	Vent., RWD
1/00-3/06			R		53-0135		Bosch	254,0x52	FWD, 15Inch Wheels
			R		53-0134		Bosch	280,0x65	+ABS, 16Inch Wheels, Hand Brake
1/00-3/06			R		53-0134		Bosch	280,0x65	+ABS, RWD, 16Inch Wheels, Hand Brake
9/00-			R		18-0368			Ø 254,0	FWD, SRW
	R			18-0369			Ø 280,0	TRW	
9/00-		R		18-0367			Ø 280,0	RWD, SRW	
2.4 Di Eng.D4FA (88kW)	1/00-3/06		F		22-0536-0		Bosch	Th 18,5	FWD
			F		22-0320-0		Bosch	Th 18,5	RWD
	3/00-3/00-		F		23-0714			Ø 276,0 Th 24,5-22,1	Vent., FWD
			F		23-0702			Ø 294,0 Th 24,5-18,0	Vent., RWD
	1/00-3/06		R		53-0135		Bosch	254,0x52	FWD, 15Inch Wheels
			R		53-0134		Bosch	280,0x65	+ABS, 16Inch Wheels, Hand Brake
	1/00-3/06		R		53-0134		Bosch	280,0x65	+ABS, RWD, 16Inch Wheels, Hand Brake
	9/00-		R		18-0368			Ø 254,0	FWD, SRW
R				18-0369			Ø 280,0	TRW	
9/00-		R		18-0367			Ø 280,0	RWD, SRW	
2.4 Di Eng.F4FA (55kW)	1/00-3/06		F		22-0536-0		Bosch	Th 18,5	FWD
			F		22-0320-0		Bosch	Th 18,5	RWD
	3/00-3/00-		F		23-0714			Ø 276,0 Th 24,5-22,1	Vent., FWD
			F		23-0702			Ø 294,0 Th 24,5-18,0	Vent., RWD
	1/00-3/06		R		53-0135		Bosch	254,0x52	FWD, 15Inch Wheels
			R		53-0134		Bosch	280,0x65	+ABS, 16Inch Wheels, Hand Brake
	1/00-3/06		R		53-0134		Bosch	280,0x65	+ABS, RWD, 16Inch Wheels, Hand Brake
	9/00-		R		18-0368			Ø 254,0	FWD, SRW
R				18-0369			Ø 280,0	TRW	
9/00-		R		18-0367			Ø 280,0	RWD, SRW	
2.4 TDCi Eng.H9FA (101kW)	3/04-3/06		F		22-0536-0		Bosch	Th 18,5	FWD
			F		22-0320-0		Bosch	Th 18,5	RWD
	3/00-3/00-		F		23-0714			Ø 276,0 Th 24,5-22,1	Vent., FWD
			F		23-0702			Ø 294,0 Th 24,5-18,0	Vent., RWD
	3/04-3/06		R		53-0135		Bosch	254,0x52	FWD, 15Inch Wheels
			R		53-0134		Bosch	280,0x65	+ABS, 16Inch Wheels, Hand Brake
3/04-3/06		R		53-0134		Bosch	280,0x65	+ABS, RWD, 16Inch Wheels, Hand Brake	
2.4 TDE Eng.D0FA (92kW)	7/01-3/06		F		22-0536-0		Bosch	Th 18,5	FWD
			F		22-0320-0		Bosch	Th 18,5	RWD
	11/01-11/01-		F		23-0714			Ø 276,0 Th 24,5-22,1	Vent., FWD
			F		23-0702			Ø 294,0 Th 24,5-18,0	Vent., RWD
	7/01-3/06		R		53-0135		Bosch	254,0x52	FWD, 15Inch Wheels
			R		53-0134		Bosch	280,0x65	+ABS, 16Inch Wheels, Hand Brake
7/01-3/06		R		53-0134		Bosch	280,0x65	+ABS, RWD, 16Inch Wheels, Hand Brake	

		Spare Parts	F/R	L/R	METELLI ref.	METELLI ref. w/KIT		DIMENSIONS mm.	NOTE
2.4 TDE Eng.FXFA (85kW)	3/04-3/06		F		<b>22-0536-0</b>		Bosch	Th 18,5	FWD
	3/04-3/06		F		<b>22-0320-0</b>		Bosch	Th 18,5	RWD
	3/00-		F		<b>23-0714</b>			Ø 276,0 Th 24,5-22,1	Vent., FWD
	3/00-		F		<b>23-0702</b>			Ø 294,0 Th 24,5-18,0	Vent., RWD
	3/04-3/06		R		<b>53-0135</b>		Bosch	254,0x52	FWD, 15Inch Wheels
	3/04-3/06		R		<b>53-0134</b>		Bosch	280,0x65	+ABS, 16Inch Wheels, Hand Brake
	3/04-3/06		R		<b>53-0134</b>		Bosch	280,0x65	+ABS, RWD, 16Inch Wheels, Hand Brake
<b>Transit VIII 7/06-</b>									
2.2 TDCi (85kW)	7/06-		F		<b>22-0679-0</b>		Bosch	Th 19,0	
	08-		F		<b>23-0898</b>			Ø 280,0 Th 28,0-25,0	Vent.
	10/08-		R		<b>53-0135</b>		Bosch	254,0x52	FWD
2.2 TDCi Eng.P8FA/ B (63kW)	7/06-		F		<b>22-0679-0</b>		Bosch	Th 19,0	
	06-		F		<b>23-0898</b>			Ø 280,0 Th 28,0-25,0	Vent.
	7/06-		R		<b>53-0135</b>		Bosch	254,0x52	FWD
2.2 TDCi Eng.PGFA (103kW)	7/06-		F		<b>22-0679-0</b>		Bosch	Th 19,0	
	07-		F		<b>23-0898</b>			Ø 280,0 Th 28,0-25,0	Vent.
	07-		R		<b>53-0135</b>		Bosch	254,0x52	FWD
2.2 TDCi Eng.QVFA (81kW)	7/06-		F		<b>22-0679-0</b>		Bosch	Th 19,0	
	06-		F		<b>23-0898</b>			Ø 280,0 Th 28,0-25,0	Vent.
	7/06-		R		<b>53-0135</b>		Bosch	254,0x52	FWD
2.2 TDCi Eng.QWFA (96kW)	7/06-		F		<b>22-0679-0</b>		Bosch	Th 19,0	
	06-		F		<b>23-0898</b>			Ø 280,0 Th 28,0-25,0	Vent.
	7/06-		R		<b>53-0135</b>		Bosch	254,0x52	FWD
2.3 16v Eng.GZFA (107kW)	7/06-		F		<b>22-0679-0</b>		Bosch	Th 19,0	FWD
	7/06-		F		<b>22-0680-0</b>		Bosch	Th 19,0	RWD
	7/06-		R		<b>22-0681-0</b>		Bosch	Th 17,0	RWD
	06-		F		<b>23-0899</b>			Ø 300,0 Th 28,0-25,0	Vent.
2.4 TDCi Eng.JXFA (85kW)	7/06-		F		<b>22-0680-0</b>		Bosch	Th 19,0	
	7/06-		R		<b>22-0681-0</b>		Bosch	Th 17,0	
	06-		F		<b>23-0899</b>			Ø 300,0 Th 28,0-25,0	Vent.
	7/06-		R		<b>53-0135</b>		Bosch	254,0x52	FWD
2.4 TDCi Eng.PHFA/ C (74kW)	7/06-		F		<b>22-0680-0</b>		Bosch	Th 19,0	
	7/06-		R		<b>22-0681-0</b>		Bosch	Th 17,0	
	06-		F		<b>23-0899</b>			Ø 300,0 Th 28,0-25,0	Vent.
	7/06-		R		<b>53-0135</b>		Bosch	254,0x52	FWD
2.4 TDCi, Allrad Eng.H9FB (103kW)	7/06-		F		<b>22-0680-0</b>		Bosch	Th 19,0	
	7/06-		R		<b>22-0681-0</b>		Bosch	Th 17,0	
	06-		F		<b>23-0899</b>			Ø 300,0 Th 28,0-25,0	Vent.
	7/06-		R		<b>53-0135</b>		Bosch	254,0x52	FWD
3.2 TDCi Eng.SAFA (147kW)	07-		F		<b>23-0898</b>			Ø 280,0 Th 28,0-25,0	Vent., FWD
	07-		F		<b>23-0899</b>			Ø 300,0 Th 28,0-25,0	Vent., RWD
<b>Transit VIII Tourneo 7/06-</b>									
2.2 TDCi (85kW)	08-		F		<b>22-0679-0</b>		Bosch	Th 19,0	
	08-		F		<b>23-0898</b>			Ø 280,0 Th 28,0-25,0	Vent.
	08-		R		<b>53-0135</b>		Bosch	254,0x52	
2.2 TDCi Eng.PGFA (103kW)	07-		F		<b>22-0679-0</b>		Bosch	Th 19,0	
	07-		F		<b>23-0898</b>			Ø 280,0 Th 28,0-25,0	Vent.
	07-		R		<b>53-0135</b>		Bosch	254,0x52	
2.2 TDCi Eng.QVFA (81kW)	06-		F		<b>22-0679-0</b>		Bosch	Th 19,0	
	06-		F		<b>23-0898</b>			Ø 280,0 Th 28,0-25,0	Vent.
	7/06-		R		<b>53-0135</b>		Bosch	254,0x52	
2.2 TDCi Eng.QWFA (96kW)	06-		F		<b>22-0679-0</b>		Bosch	Th 19,0	
	06-		F		<b>23-0898</b>			Ø 280,0 Th 28,0-25,0	Vent.
	7/06-		R		<b>53-0135</b>		Bosch	254,0x52	

## FORD TRUCK and TRACTOR

<b>Cargo 1/81-12/96</b>									
0609 Eng.90/5 AA-Dover (63kW)	1/82-1/96		F/R		<b>22-0270-0</b>		Gir	Th 22,0	
0709 Eng.90/5 AA-Dover (63kW)	1/82-1/96		F/R		<b>22-0270-0</b>		Gir	Th 22,0	
0711 (81kW)	1/82-1/96		F/R		<b>22-0270-0</b>		Gir	Th 22,0	
0712, 0713 Eng.130/7 AA-Dover, 7 AA/380 CID (89-94kW)	5/81-1/87		F/R		<b>22-0270-0</b>		Gir	Th 22,0	
0809, K Eng.90/5 AA-Dover (63kW)	1/82-1/96		F/R		<b>22-0270-0</b>		Gir	Th 22,0	
0811 (81kW)	1/82-1/96		F/R		<b>22-0270-0</b>		Gir	Th 22,0	

FORD TRUCK and TRACTOR



		Spare Parts	F/R	L/R	METELLI ref.	METELLI ref. w/KIT		DIMENSIONS mm.	NOTE
0812, 0813 Eng.130/7 AA-Dover, 7 AA/380 CID (89-94kW)	5/81-1/87		F/R		22-0270-0		Gir	Th 22,0	

FORD USA







<b>Aspire 1/94-12/97</b>									
1.3 8v (55kW)	1/94-12/97		F		22-0196-0		Sum	Th 15,0	
<b>Contour 1/97-12/98</b>									
2.0 16v Eng.NGA (92kW)	1/97-12/98		F		22-0146-0		Ate	Th 18,0	
2.5 V6 Eng.SEA (125kW)	1/98-12/98		F		22-0146-0		Ate	Th 18,0	
<b>Escort, SW</b>									
1.8			F		22-0196-0		Sum	Th 15,0	
			F		22-0197-0		Sum	Th 15,0	
<b>Explorer (U2) 1/93-</b>									
4.0 V6 Eng.V6X244 (115-121kW)	-01		F		22-0683-0		Wag	Th 17,0	
	01-05		F		22-0685-0		Wag	Th 16,5	
	05-		F		22-0686-0		Wag	Th 18,0	
	-01		R		22-0684-0		K.H.	Th 15,0	
	01-		R		22-0687-0		K.H.	Th 14,5	
	1/93-		R		53-0146			184,0x30	Hand Brake
	1/93-		R		53-0147			185,0x30	Flex
4.0 V6 Eng.XS (150-152kW)	-01		F		22-0683-0		Wag	Th 17,0	
	01-05		F		22-0685-0		Wag	Th 16,5	
	05-		F		22-0686-0		Wag	Th 18,0	
	-01		R		22-0684-0		K.H.	Th 15,0	
	01-		R		22-0687-0		K.H.	Th 14,5	
	5/98-		R		53-0146			184,0x30	Hand Brake
	5/98-		R		53-0147			185,0x30	Flex
4.6 V6	-05		F		22-0685-0		Wag	Th 16,5	
	05-		F		22-0686-0		Wag	Th 18,0	
	1/02-		R		22-0687-0		K.H.	Th 14,5	
4.9 V6 Eng.V8N302 (157kW)	1/96-		F		22-0683-0		Wag	Th 17,0	
	-01		R		22-0684-0		K.H.	Th 15,0	
	1/96-		R		53-0146			184,0x30	Hand Brake
<b>Probe I 8/88-7/93</b>									
2.2 (82kW)	8/88-7/93		F		22-0068-0		Ake	Th 15,5	
	8/88-7/93		R		22-0233-0		Sum	Th 12,0	
	8/88-7/93		R		53-0205		Sum	228,6x32	Hand Brake
2.2 GT (108kW)	8/88-12/92		F		22-0068-0		Ake	Th 15,5	
	8/88-12/92		R		22-0233-0		Sum	Th 12,0	
3.0 V6 (100LAC) (104kW)	9/89-7/93		F		22-0068-0		Ake	Th 15,5	
	9/89-7/93		R		22-0233-0		Sum	Th 12,0	
<b>Probe II (ECP) 10/93-3/98</b>									
2.0	10/93-1/95		F		22-0223-0		Ake	Th 16,5	
	10/93-1/95		R		22-0303-0		Ake	Th 13,5	
2.0 16v Eng.FS/ JH20 (85kW)	10/93-3/98		F		22-0223-0		Ake	Th 16,5	
	10/93-3/98		R		22-0303-0		Ake	Th 13,5	
	93-98		F		23-0347			Ø 258,0 Th 24,0-22,0	Vent.
2.5 V6 24v Eng.KL (119-120kW)	10/93-3/98		F		22-0223-0		Ake	Th 16,5	
	10/93-3/98		R		22-0303-0		Ake	Th 13,5	
	93-98		F		23-0347			Ø 258,0 Th 24,0-22,0	Vent.
<b>Windstar (A3) 1/95-</b>									
3.0 V6 (108kW)	2/99-		F		22-0682-0		K.H.	Th 18,5	
	2/99-		R		53-0146			184,0x30	Hand Brake
3.0 V6 Eng.V630 (109kW)	3/95-2/99		F		22-0682-0		K.H.	Th 18,5	
3.8 V6 (149kW)	1/95-		F		22-0682-0		K.H.	Th 18,5	
	1/95-		R		53-0146			184,0x30	Hand Brake









FORD USA MERCURY




<b>Cougar</b>									
All models			F		22-0146-0		Ate	Th 18,0	
			R		22-0143-0		Bdx	Th 15,0	
<b>Tracer</b>									
1.6 (61kW)	1/87-12/91		F		22-0103-0		Sum	Th 15,0	
1.8 (95kW)	1/91-12/97		F		22-0197-0		Sum	Th 15,0	
1.9 (66kW)	1/91-12/97		F		22-0196-0		Sum	Th 15,0	
	1/91-12/97		F		22-0197-0		Sum	Th 15,0	





		Spare Parts	F/R	L/R	METELLI ref.	METELLI ref. w/KIT		DIMENSIONS mm.	NOTE
2.0 (81kW)	1/97-12/99		F		22-0197-0		Sum	Th 15,0	



















### FSO POLSKY







<b>125P, SW 10/67-8/92</b>									
1.3 Eng.116C076 (47kW)	10/67-8/92		F		22-0001-0		Bdx	Th 17,5	
	10/67-8/92		R		22-0086-0		Bdx	Th 10,0	
	75-83		F/R		23-0014			Ø 227,0 Th 11,0-9,0	
1.5 Eng.AA (55kW)	10/67-8/92		F		22-0001-0		Bdx	Th 17,5	
	10/67-8/92		R		22-0086-0		Bdx	Th 10,0	
	75-83		F/R		23-0014			Ø 227,0 Th 11,0-9,0	









<b>126P 7/72-9/00</b>									
0.6 (17kW)	74-		F		53-0055		Fiat	170,0x31	Fitted Adjuster
	-77		F		18-0001			Ø 170,1	
	-77		R		18-0002			Ø 170,1	
0.6 (22kW)	7/77-12/91		F		53-0055		Fiat	170,0x31	Fitted Adjuster
	-12/78		F		18-0001			Ø 170,1	
	1/79-		R		18-0003			Ø 185,0	
-12/78			R		18-0002			Ø 170,1	
	650 (18kW)	81-		R	18-0003			Ø 185,0	


<b>127P 10/69-10/76</b>									
0.9 (33kW)	10/69-10/76		F		22-0001-0		Bdx	Th 17,5	
	10/69-10/76		R		53-0063		Fiat	185,0x31	Fitted Adjuster, Hand Brake
	3/74-76		R		18-0003			Ø 185,0	


<b>132P 1/74-9/78</b>									
1.6 (72kW)	1/74-9/78		F		22-0001-0		Bdx	Th 17,5	
	1/74-9/78		R		22-0086-0		Bdx	Th 10,0	
1.8 (79kW)	7/75-9/78		F		22-0001-0		Bdx	Th 17,5	
	7/75-9/78		R		22-0086-0		Bdx	Th 10,0	

<b>Polonez I 10/77-12/91</b>									
1.3 Eng.116C076 (48kW)	1/78-12/80		F		22-0001-0		Bdx	Th 17,5	
	1/78-12/80		R		22-0086-0		Bdx	Th 10,0	
	78-		F/R		23-0014			Ø 227,0 Th 11,0-9,0	
1.5 Eng.AA (55kW)	10/77-8/88		F		22-0001-0		Bdx	Th 17,5	
	10/77-8/88		R		22-0086-0		Bdx	Th 10,0	
	77-		F/R		23-0014			Ø 227,0 Th 11,0-9,0	
10/77-8/88			R		53-0063		Fiat	185,0x31	Fitted Adjuster, Hand Brake
	1.5 Eng.AB (60kW)	1/78-8/88		F	22-0001-0		Bdx	Th 17,5	
	1/78-8/88		R		22-0086-0		Bdx	Th 10,0	
78-			F/R		23-0014			Ø 227,0 Th 11,0-9,0	
	1/78-8/88		R		53-0063		Fiat	185,0x31	Fitted Adjuster, Hand Brake
	1.5 T. (70kW)	1/78-12/91		F	22-0001-0		Bdx	Th 17,5	
1/78-12/91		R		22-0086-0		Bdx	Th 10,0		
78-		F/R		23-0014			Ø 227,0 Th 11,0-9,0		
1/78-12/91		R		53-0063		Fiat	185,0x31	Fitted Adjuster, Hand Brake	
1.6 Eng.CB (64kW)	8/86-8/88		F		22-0001-0		Bdx	Th 17,5	
	8/86-8/88		R		22-0086-0		Bdx	Th 10,0	
	86-		F/R		23-0014			Ø 227,0 Th 11,0-9,0	

<b>Polonez II 8/88-8/92</b>									
1.5, i Eng.AA (55kW)	8/88-8/92		F		22-0001-0		Bdx	Th 17,5	
	8/88-8/92		R		22-0086-0		Bdx	Th 10,0	
1.6 Eng.CB (64kW)	8/88-8/92		F		22-0001-0		Bdx	Th 17,5	
	8/88-8/92		R		22-0086-0		Bdx	Th 10,0	
1.9 D Eng.XUD9A (51kW)	8/88-8/92		F		22-0001-0		Bdx	Th 17,5	
	8/88-8/92		R		22-0086-0		Bdx	Th 10,0	

<b>Polonez III 9/92-</b>									
1.4 i 16v Eng.RoverK16DOHC (76kW)	9/92-		F		22-0059-2		Gir	Th 17,0	
	9/92-		R		22-0086-0		Bdx	Th 10,0	
1.6 i Eng.CE (57kW)	9/92-		F		22-0059-2		Gir	Th 17,0	
	9/92-		R		22-0086-0		Bdx	Th 10,0	
	9/92-		R		53-0476		Luc	203,0x38	
1.9 D Eng.XUD9A (51kW)	9/92-		F		22-0059-2		Gir	Th 17,0	
	9/92-		R		22-0086-0		Bdx	Th 10,0	
	9/92-		R		53-0476		Luc	203,0x38	

<b>Park Avenue</b>									
3.8 Eng.L27 (127kW)	1/91-10/96		F		22-0696-0		Ake	Th 17,5	

<b>Riviera</b>									
3.8 i V6			F		22-0696-0		Ake	Th 17,5	

		Spare Parts	F/R	L/R	METELLI ref.	METELLI ref. w/KIT		DIMENSIONS mm.	NOTE
--	--	-------------	-----	-----	--------------	--------------------	--	----------------	------

**GENERAL MOTORS (USA) CADILLAC**

<b>BLS 1/06-</b>									
1.9 TiD Eng.Z19DTH (110kW)	4/06-		F	22-0540-0		Ate	Th 20,0		
	4/06-		R	22-0337-1		Ate	Th 16,5		
1.9 TiD Eng.Z19DTR (132kW)	12/07-		F	22-0540-0		Ate	Th 20,0		
	12/07-		R	22-0337-1		Ate	Th 16,5		
2.0 T (147kW)	12/07-		F	22-0540-0		Ate	Th 20,0		
	12/07-		R	22-0337-1		Ate	Th 16,5		
2.0 T Eng.B207L (129kW)	4/06-		F	22-0540-0		Ate	Th 20,0		
	4/06-		R	22-0337-1		Ate	Th 16,5		
2.0 T Eng.B207R (154kW)	4/06-		F	22-0540-0		Ate	Th 20,0		
	4/06-		R	22-0337-1		Ate	Th 16,5		
2.8 T Eng.B284L (188kW)	4/06-		F	22-0813-0		Ate	Th 20,5		
	4/06-		R	22-0337-1		Ate	Th 16,5		
<b>CTS 3/02-</b>									
2.6 V6 Eng.LY9 (133-136kW)	3/02-		F	22-0698-0		Wag	Th 14,5		
	3/02-		R	22-0700-0		Wag	Th 15,5		
2.8 V6 Eng.LP1 (158kW)	3/05-		F	22-0698-0		Wag	Th 14,5		
	3/05-		R	22-0700-0		Wag	Th 15,5		
3.2 V6 Eng.LA3 (160kW)	3/02-		F	22-0698-0		Wag	Th 14,5		
	3/02-		R	22-0700-0		Wag	Th 15,5		
3.6 V6 Eng.LY7 (189kW)	3/05-		F	22-0698-0		Wag	Th 14,5		
	3/05-		R	22-0700-0		Wag	Th 15,5		
5.7 V8 (294kW)	3/05-		F	22-0288-5		Bre	Th 16,0		
	3/05-		R	22-0251-2		Bre	Th 15,0		
<b>Srx 7/04-</b>									
3.6 Eng.LY7 (190kW)	7/04-		F	22-0699-0		Wag	Th 14,5		
	7/04-		R	22-0701-0		Wag	Th 16,5		
4.6 Eng.LH2 (239kW)	7/04-		F	22-0699-0		Wag	Th 14,5		
	7/04-		R	22-0701-0		Wag	Th 16,5		
<b>STS 5/05-</b>									
3.6 V6 Eng.LY7 (189kW)	5/05-		F	22-0698-0		Wag	Th 14,5		
	5/05-		R	22-0700-0		Wag	Th 15,5		

**GENERAL MOTORS (USA) CHEVROLET**

<b>Blazer 94 1/94-</b>									
4.3 V6 Eng.L35 (142kW)	1/94-		F	22-0721-0		Ake	Th 15,5		
	1/94-		R	22-0722-0		Bdx	Th 15,5		
<b>Nova</b>									
All models			F	22-0108-0		Ake	Th 15,0		
			R	22-0161-2		Ake	Th 15,0		
<b>Nova S</b>									
All models			F	22-0108-0		Ake	Th 15,0		
<b>Trans Sport II 8/96-</b>									
3.4 V6 Eng.LA1 (137kW)	8/96-		F	22-0696-0		Ake	Th 17,5		
	8/96-		R	22-0697-0		Ake	Th 14,5		

**GENERAL MOTORS (USA) GEO**

<b>Metro</b>									
1.0, Cabrio Eng.3L6 (41kW)	1/89-12/98		F	22-0168-0		Ake	Th 15,0		
1.3 GTI (74kW)	1/89-12/98		R	53-0398		Sum	180,0x25		
1.3 i, Cabrio Eng.L4979 (52kW)	1/89-12/98		F	22-0168-0		Ake	Th 15,0		
<b>Prizm</b>									
All models	-92		F	22-0108-0		Ake	Th 15,0		
			F	22-0149-0		Ake	Th 17,5		
				R	53-0422		Sum	200,0x37	
<b>Tracker</b>									
All models			F	22-0116-0		Ake	Th 15,0		3p
			F	22-0136-0		Sum	Th 15,5		5p
				R	53-0397		Sum	220,0x36	
<b>Envoy 1/97-</b>									
4.3 V6	1/97-		F	22-0721-0		Ake	Th 15,5		
	1/97-		R	22-0722-0		Bdx	Th 15,5		




		Spare Parts	F/R	L/R	METELLI ref.	METELLI ref. w/KIT		DIMENSIONS mm.	NOTE
---	---	-------------	-----	-----	--------------	--------------------	---	----------------	------



### GENERAL MOTORS (USA) OLDSMOBILE

<b>Bravada</b>									
All models			F		22-0721-0		Ake	Th 15,5	4.3 V6
			R		22-0722-0		Bdx	Th 15,5	




### GENERAL MOTORS (USA) PONTIAC

<b>Lemans</b>									
2.0	87-90		F		23-0166			Ø 256,0 Th 24,0-21,0	Vent.



















### GRANNING LYNX / AXLE


















































<b>Knorr Brakes 1/00-</b>									
SB6000	1/00-		F		22-0584-0		Knorr	Th 30,0	
SB7000	1/00-		F		22-0585-0		Knorr	Th 30,0	

### HEULIEZ BUS

<b>GX 1/95-</b>									
217	1/95-		F		22-0589-0		Mer	Th 28,0	
317	-98		F		22-0586-0		Mer	Th 28,0	
			F		22-0589-0		Mer	Th 28,0	
417	1/95-		F		22-0589-0		Mer	Th 28,0	































### HONDA

<b>Acclaim</b>									
All models			R		53-0152		Sum	180,0x25	
<b>Accord I (SJ, SY, SM, SV, SZ) 1/78-9/83</b>									
1.6 L/EX (SY), H-Back Eng.EG/ EL/ EF/ EP (59kW)	-81		F		22-0461-0		Ake	Th 14,0	
	81-		F		22-0054-2		Sum	Th 15,0	
	78-81		F		23-0091			Ø 231,0 Th 12,0-10,0	
	81-83		F		23-0175			Ø 230,7 Th 17,0-15,0	Vent.
	1/78-9/83		R		53-0149		Ake	200,0x35	
1.8 Eng.EK1 (66kW)	1/78-12/83		R		53-0149		Ake	200,0x35	
<b>Accord II (AC, AD) 9/83-10/85</b>									
1.6 EX (AC), H-Back Eng.EZ/ EP (65kW)	9/83-10/85		F		22-0081-0		Ake	Th 15,0	
	9/83-10/85		F		22-0247-0		Ake	Th 15,0	
	9/83-10/85		F		22-0383-0		Ake	Th 15,0	
	9/83-10/85		R		22-0169-0		Ake	Th 13,0	+ABS
	83-85		F		23-0175			Ø 230,7 Th 17,0-15,0	Vent.
	9/83-10/85		R		53-0149		Ake	200,0x35	
9/83-10/85	R			53-0153		Ake	200,0x35	GB made, Hand Brake	
1.8 Eng.ES/ ET (96kW)	1/83-1/85		F		22-0081-0		Ake	Th 15,0	
	1/83-1/85		F		22-0247-0		Ake	Th 15,0	
	1/83-1/85		F		22-0383-0		Ake	Th 15,0	
	1/83-1/85		R		22-0169-0		Ake	Th 13,0	+ABS
	1/83-1/85		R		53-0153		Ake	200,0x35	Hand Brake
1.8 EX (AD), H-Back Eng.ET1 (74kW)	9/83-10/85		F		22-0081-0		Ake	Th 15,0	
	9/83-10/85		F		22-0247-0		Ake	Th 15,0	
	9/83-10/85		F		22-0383-0		Ake	Th 15,0	
	9/83-10/85		R		22-0169-0		Ake	Th 13,0	+ABS
	9/83-10/85		R		53-0153		Ake	200,0x35	Hand Brake
	9/83-10/85		R		53-0153		Ake	200,0x35	Hand Brake
<b>Accord III (CA4, CA5), Aerodeck 11/85-12/89</b>									
1.6 L (CA4) Eng.A16A1 (65kW)	11/85-12/89		F		22-0237-1		Ake	Th 15,0	
	11/85-12/89		R		53-0149		Ake	200,0x35	
	86-87		R		18-0081			Ø 200,0	
1.8 (CA1) Eng.A18A (90kW)	11/85-9/89		R		53-0154		Ake	220,0x35	
1.8 (CA2) Eng.B18A1 (81kW)	11/85-9/89		R		53-0154		Ake	220,0x35	
2.0 EX (CA5) Eng.A20A1 (75-76kW)	-88		F		22-0237-1		Ake	Th 15,0	
	88-		F		22-0225-0		Ake	Th 17,5	13Inch Wheels
	88-		F		22-0171-0		Ake	Th 17,5	14/15Inch Wheels
	11/85-12/89		R		22-0170-0		Ake	Th 13,0	
	11/85-12/89		R		53-0149		Ake	200,0x35	Aerodeck
	11/85-12/89		R		53-0154		Ake	220,0x35	

		Spare Parts	F/R	L/R	METELLI ref.	METELLI ref. w/KIT		DIMENSIONS mm.	NOTE
2.0 EX (CA5) Eng.A20A1 (75-76kW)	86-12/89		R		18-0081			Ø 200,0	
2.0 EX (CA5) Eng.A20A2 (78kW)	-88		F		22-0237-1		Ake	Th 15,0	
	88-		F		22-0225-0		Ake	Th 17,5	13Inch Wheels
	88-		F		22-0171-0		Ake	Th 17,5	14/15Inch Wheels
	11/85-5/89		R		22-0170-0		Ake	Th 13,0	
	11/85-5/89		R		53-0149		Ake	200,0x35	Aerodeck
11/85-5/89		R		53-0154		Ake	220,0x35		
2.0 EXi (CA5) Eng.A20A3 (85kW)	-88		F		22-0237-1		Ake	Th 15,0	
	88-		F		22-0225-0		Ake	Th 17,5	13Inch Wheels
	88-		F		22-0171-0		Ake	Th 17,5	14/15Inch Wheels
	1/86-12/89		R		22-0170-0		Ake	Th 13,0	
	86-89		R		23-0267			Ø 239,0 Th 10,0-8,0	
	1/86-12/89		R		53-0149		Ake	200,0x35	Aerodeck
	1/86-12/89		R		53-0154		Ake	220,0x35	
2.0 EXi (CA5) Eng.A20A4 (90kW)	86-12/89		R		18-0081			Ø 200,0	
	11/85-12/87		F		22-0237-1		Ake	Th 15,0	
	11/85-12/87		R		22-0170-0		Ake	Th 13,0	
	85-87		R		23-0267			Ø 239,0 Th 10,0-8,0	
	11/85-12/87		R		53-0149		Ake	200,0x35	Aerodeck
11/85-12/87		R		53-0154		Ake	220,0x35		
2.0 i 16v (CA5) (Exc. Aerodeck) Eng.B20A2/ B20A8 (98-101kW)	-88		F		22-0237-1		Ake	Th 15,0	
	88-		F		22-0225-0		Ake	Th 17,5	13Inch Wheels
	88-		F		22-0171-0		Ake	Th 17,5	14/15Inch Wheels
	10/87-12/89		R		22-0170-0		Ake	Th 13,0	
	87-89		R		23-0267			Ø 239,0 Th 10,0-8,0	
	10/87-12/89		R		53-0154		Ake	220,0x35	
<b>Accord IV (CB3, CB7) 1/90-12/93</b>									
1.8 (77kW)	1/90-12/91		R		53-0154		Ake	220,0x35	
1.8 (CB1,2), Aerodeck Eng.F18A2 (74kW)	90-		F		23-0360			Ø 260,0 Th 23,0-21,0	Vent.
	1/90-1/91		R		53-0154		Ake	220,0x35	
91-		R		18-0083			Ø 220,0	Incl. Usa	
2.0 16v (CB3) Eng.F20A2 (81kW)	1/90-3/93		F		22-0384-0		Ake	Th 18,0	
	1/90-3/93		R		22-0173-0		Ake	Th 15,0	
	90-93		F		23-0360			Ø 260,0 Th 23,0-21,0	Vent.
	90-93		R		23-0361			Ø 260,0 Th 10,0-8,0	
	1/90-3/93		R		53-0154		Ake	220,0x35	
	91-93		R		18-0083			Ø 220,0	Incl. Usa
2.0 16v (CB3) Eng.F20A6 (66kW)	1/90-3/93		F		22-0384-0		Ake	Th 18,0	
	1/90-3/93		R		22-0173-0		Ake	Th 15,0	
	90-93		F		23-0360			Ø 260,0 Th 23,0-21,0	Vent.
	90-93		R		23-0361			Ø 260,0 Th 10,0-8,0	
	1/90-3/93		R		53-0154		Ake	220,0x35	
	91-93		R		18-0083			Ø 220,0	Incl. Usa
2.0 i 16v (CB3) Eng.F20A4/ F20A8 (98kW)	1/90-3/93		F		22-0384-0		Ake	Th 18,0	
	1/90-3/93		R		22-0173-0		Ake	Th 15,0	
	90-93		F		23-0360			Ø 260,0 Th 23,0-21,0	Vent.
	90-93		R		23-0361			Ø 260,0 Th 10,0-8,0	
	1/90-3/93		R		53-0154		Ake	220,0x35	
2.0 i 16v (CC9) Aerodeck Eng.F20Z3 (98kW)	3/93-12/93		F		22-0298-0		Ake	Th 17,5	
	3/93-12/93		F		22-0172-0		Ake	Th 18,5	
	3/93-12/93		R		22-0173-0		Ake	Th 15,0	
	3/93-12/93		F		23-0497			Ø 282,0 Th 25,0-23,0	Vent.
2.0 i 16v Coupe Eng.F20A7 (98kW)	1/92-9/93		R		22-0173-0		Ake	Th 15,0	
	92-93		F		23-0360			Ø 260,0 Th 23,0-21,0	Vent.
	92-93		R		23-0361			Ø 260,0 Th 10,0-8,0	
2.2 i 16v (CB8) Aerodeck Eng.F22A7 (110kW)	1/91-12/93		F		22-0298-0		Ake	Th 17,5	
	1/91-12/93		R		22-0173-0		Ake	Th 15,0	
	91-93		F		23-0362			Ø 281,7 Th 23,0-21,0	Vent.
	1/91-12/93		R		53-0154		Ake	220,0x35	
	91-93		R		18-0083			Ø 220,0	Incl. Usa
2.2 i 16v (CB8) Aerodeck Eng.F22A8 (108kW)	1/91-12/93		F		22-0298-0		Ake	Th 17,5	
	1/91-12/93		R		22-0173-0		Ake	Th 15,0	
	91-93		F		23-0362			Ø 281,7 Th 23,0-21,0	Vent.
	1/91-12/93		R		53-0154		Ake	220,0x35	
	91-93		R		18-0083			Ø 220,0	Incl. Usa














































		Spare Parts	F/R	L/R	METELLI ref.	METELLI ref. w/KIT		DIMENSIONS mm.	NOTE
2.2 i 16v, Automatik (CB7) Eng.F22A3 (108kW)	1/90-3/93	F	F		22-0385-0		Ake	Th 18,0	
	1/90-3/93		R		22-0173-0		Ake	Th 15,0	
	90-93	F		23-0362			Ø 281,7 Th 23,0-21,0	Vent.	
	91-93	R		18-0083			Ø 220,0	Incl. Usa	
<b>Accord V (CC7) 3/93-2/98</b>									
2.0 (DC9) Coupe, Aerodeck Eng.F20B3 (100kW)	9/93-12/97	F	F		22-0298-0		Ake	Th 17,5	
	9/93-12/97		R		22-0173-0		Ake	Th 18,5	
	9/93-12/97		R		22-0173-0		Ake	Th 15,0	
	93-97	F		23-0497			Ø 282,0 Th 25,0-23,0	Vent.	
2.0 16v Eng.F20A/B2/ 4/ 5/ 6 (108kW)	1/93-12/98	F	F		22-0172-0		Ake	Th 18,5	
	1/93-12/98		R		22-0173-0		Ake	Th 15,0	
2.0 i (CC7,CE2,CD4) Eng.F20Z2 (85kW)	93-96	F	F		23-0360			Ø 260,0 Th 23,0-21,0	Vent.
	93-96		F		23-0497			Ø 282,0 Th 25,0-23,0	Vent.
2.0 i S Eng.F20Z1 (96kW)	93-96	F	F		23-0360			Ø 260,0 Th 23,0-21,0	Vent.
	93-96		F		23-0497			Ø 282,0 Th 25,0-23,0	Vent.
2.2 i ES Coupe, Aerodeck Eng.F22B5 (110kW)	9/93-2/98	F	F		22-0298-0		Ake	Th 17,5	
	9/93-2/98		R		22-0173-0		Ake	Th 15,0	
	93-98	F		23-0497			Ø 282,0 Th 25,0-23,0	Vent.	
2.3 i SR Eng.H23A3 (116kW)	3/93-1/96	F	F		22-0298-0		Ake	Th 17,5	
	3/93-1/96		R		22-0173-0		Ake	Th 15,0	
	9/93-96	F		23-0362			Ø 281,7 Th 23,0-21,0	Vent.	
<b>Accord VI (CE, CF) 2/96-10/98</b>									
1.8 i (CE7) Eng.F18A3 (85kW)	2/96-10/98	F	F		22-0298-0		Ake	Th 17,5	A/T
	2/96-10/98		F		22-0172-0		Ake	Th 18,5	
	2/96-10/98		R		22-0173-0		Ake	Th 15,0	
	96-98	F		23-0362			Ø 281,7 Th 23,0-21,0	Vent.	
2.0 i LS (CE8) Eng.F20Z1 (96kW)	2/96-10/98	F	F		22-0298-0		Ake	Th 17,5	A/T
	2/96-10/98		F		22-0172-0		Ake	Th 18,5	
	2/96-10/98		R		22-0173-0		Ake	Th 15,0	
	2/96-98	F		23-0360			Ø 260,0 Th 23,0-21,0	Vent.	
	2/96-98	F		23-0362			Ø 281,7 Th 23,0-21,0	Vent.	
	2/96-98	R		23-0361			Ø 260,0 Th 10,0-8,0		
2.0 TDi (CF1) Eng.20T2N (77kW)	4/96-10/98	F	F		22-0298-0		Ake	Th 17,5	A/T
	4/96-10/98		F		22-0172-0		Ake	Th 18,5	
	4/96-10/98		R		22-0173-0		Ake	Th 15,0	
	2/96-98	F		23-0360			Ø 260,0 Th 23,0-21,0	Vent.	
	2/96-98	F		23-0362			Ø 281,7 Th 23,0-21,0	Vent.	
	2/96-98	R		23-0361			Ø 260,0 Th 10,0-8,0		
2.2 i VTEC (CE9) Eng.F22Z2 (110kW)	2/96-10/98	F	F		22-0298-0		Ake	Th 17,5	
	2/96-10/98		R		22-0173-0		Ake	Th 15,0	
	2/96-98	F		23-0360			Ø 260,0 Th 23,0-21,0	Vent.	
	2/96-98	F		23-0362			Ø 281,7 Th 23,0-21,0	Vent.	
	2/96-98	R		23-0361			Ø 260,0 Th 10,0-8,0		
	2/96-98	R		23-0361			Ø 260,0 Th 10,0-8,0		
<b>Accord VII (CG) 2/98-1/03</b>									
1.6 i Eng.D16B6 (85kW)	10/98-1/03	F	F		22-0463-0		Gir	Th 16,5	
	10/98-12/02		F		23-0650			Ø 260,0 Th 23,0-21,0	Vent., 14Inch Wheels
	10/98-1/03	R		53-0157		Luc	228,6x42		
1.8 i, H-Back Eng.F18B2 (100kW)	10/98-1/03	F	F		22-0464-1		Gir	Th 16,5	
	10/98-1/03		R		22-0465-0		Gir	Th 15,0	
	10/98-	F		23-0582			Ø 282,0 Th 25,0-23,0	Vent.	
2.0 Eng.F20B7 (107kW)	99-02	F	F		22-0298-0		Ake	Th 17,5	Only Coupé
	99-02		F		22-0464-1		Gir	Th 16,5	
	99-02		R		22-0173-0		Ake	Th 15,0	Only Coupé
	99-02		R		22-0465-0		Gir	Th 15,0	
	99-02	F		23-0582			Ø 282,0 Th 25,0-23,0	Vent.	
2.0 i, H-Back, Coupe Eng.F20B6/ 5/ 7 (108kW)	10/98-1/01	F	F		22-0298-0		Ake	Th 17,5	Only Coupé
	10/98-1/01		F		22-0464-1		Gir	Th 16,5	
	10/98-1/01		R		22-0173-0		Ake	Th 15,0	Only Coupé
	10/98-1/01		R		22-0465-0		Gir	Th 15,0	
	98-01	F		23-0582			Ø 282,0 Th 25,0-23,0	Vent.	
2.0 TDi, H-Back Eng.20T2N (77kW)	2/99-1/03	F	F		22-0464-1		Gir	Th 16,5	
	2/99-1/03		R		22-0465-0		Gir	Th 15,0	
	99-	F		23-0582			Ø 282,0 Th 25,0-23,0	Vent.	
2.2 Type-R Eng.H22A7 (156kW)	2/99-1/03	F	F		22-0298-0		Ake	Th 17,5	
	2/99-1/03		R		22-0465-0		Gir	Th 15,0	

		Spare Parts	F/R	L/R	METELLI ref.	METELLI ref. w/KIT		DIMENSIONS mm.	NOTE
2.3 16v Aerodeck Eng.F23A7 (118kW)	2/98-		F		22-0464-1		Gir	Th 16,5	
	2/98-		R		22-0465-0		Gir	Th 15,0	
2.3, H-Back Eng.F23Z5 (113kW)	11/00-		R		22-0465-0		Gir	Th 15,0	
	1/01-12/02		F		23-0582			Ø 282,0 Th 25,0-23,0	Vent., 15Inch Wheels
3.0 V6 24v Coupe Eng.J30A1 (147kW)	2/98-		F		22-0298-0		Ake	Th 17,5	Coupé
	2/98-		R		22-0173-0		Ake	Th 15,0	Only Coupé
<b>Accord VIII, Tourer (CL, CN) 2/03-6/08</b>									
2.0 Eng.K20A (114kW)	2/03-		F		22-0730-0		Ate	Th 17,0	
	2/03-		R		22-0173-0		Ake	Th 15,0	Only Tourer
	2/03-		R		22-0465-0		Gir	Th 15,0	
	2/03-6/08	R		53-0159	53-0159K			170,0x35	
2.2 CTDi Eng.N22A1 (103kW)	1/04-		F		22-0730-0		Ate	Th 17,0	
	1/04-		R		22-0173-0		Ake	Th 15,0	Only Tourer
	1/04-		R		22-0465-0		Gir	Th 15,0	
	1/04-6/08	R		53-0159	53-0159K			170,0x35	
2.4 (118kW)	7/03-3/06		R		53-0159	53-0159K		170,0x35	
2.4 Eng.K24A (140kW)	2/03-		F		22-0462-0		Sum	Th 15,5	
	2/03-		R		22-0173-0		Ake	Th 15,0	Only Tourer
	2/03-		R		22-0465-0		Gir	Th 15,0	
	2/03-6/08	R		53-0159	53-0159K			170,0x35	
2.4 Vtec Eng.K24A8 (122kW)	2/03-		F		22-0462-0		Sum	Th 15,5	
	2/03-		R		22-0173-0		Ake	Th 15,0	Only Tourer
	2/03-		R		22-0465-0		Gir	Th 15,0	
<b>Ballade 1/81-1/92</b>									
1.3 Eng.EN4/ EJ (52kW)	1/81-12/83		R		53-0152		Sum	180,0x25	
1.3 (EF1) Eng.D13B (55kW)	84-86		R		18-0080			Ø 180,0	
	86-89		R		18-0081			Ø 200,0	
1.3 12v (AG, AJ, VJ) Eng.EV2 (59kW)	84-86		R		18-0080			Ø 180,0	
	86-89		R		18-0081			Ø 200,0	
1.5 12v (AH, AK) Eng.EW2/ 3/ 4 (62-67-78-74kW)	1/85-		R		53-0150		Ake	180,0x31	
	-12/84		R		53-0152		Sum	180,0x25	
	84-86		R		18-0080			Ø 180,0	
	86-89		R		18-0081			Ø 200,0	
1.5 16v (EF2,4,5,6) Eng.D15B/ EC/ ED (66-69kW)	89-92		F		23-0176			Ø 230,7 Th 17,0-15,0	Vent.
1.6 16v (AT,AU,AS,EF3,EF7) Eng.ZC (92kW)	1/87-1/92		R		53-0153		Ake	200,0x35	Hand Brake
	84-86		R		18-0080			Ø 180,0	
	86-89		R		18-0081			Ø 200,0	
<b>Capa 4/98-</b>									
1.5 16v (72kW)	4/98-		R		53-0154		Ake	220,0x35	
<b>City 1/82-1/90</b>									
1.2 16v (VF) Eng.ER (61kW)	1/82-1/86		R		53-0152		Sum	180,0x25	
<b>Civic I 7/72-12/84</b>									
1.2 (SB1) Eng.EB1 (40kW)	7/72-2/77		F		22-0229-0		Sum	Th 14,5	
	72-77		F		23-0088			Ø 226,0 Th 9,6-9,0	
1.2 (SB2) Eng.EB2 (40kW)	3/77-12/80		F		22-0087-0		Sum	Th 15,5	
	77-79		F		23-0088			Ø 226,0 Th 9,6-9,0	
1.2 (SB2) Eng.EB3 (44kW)	9/77-12/80		F		22-0087-0		Sum	Th 15,5	
	77-80		F		23-0088			Ø 226,0 Th 9,6-9,0	
1.3 L Eng.EN2 (33kW)	9/80-9/83		F		22-0087-0		Sum	Th 15,5	
	-80		F		23-0091			Ø 231,0 Th 12,0-10,0	
	80-83		F		23-0144			Ø 215,0 Th 11,0-9,0	
	9/80-9/83		R		53-0152		Sum	180,0x25	
1.3 L (SS) Eng.EN1 (44kW)	9/79-9/83		F		22-0087-0		Sum	Th 15,5	
	79-80		F		23-0091			Ø 231,0 Th 12,0-10,0	
	80-83		F		23-0144			Ø 215,0 Th 11,0-9,0	
	9/79-9/83		R		53-0152		Sum	180,0x25	
1.3 S Eng.EN4 (52kW)	10/79-12/84		F		22-0087-0		Sum	Th 15,5	
	79-80		F		23-0091			Ø 231,0 Th 12,0-10,0	
	80-84		F		23-0144			Ø 215,0 Th 11,0-9,0	
	10/79-12/84		R		53-0152		Sum	180,0x25	
1.5 Eng.EC/ ED/ EM/ EW (66kW)	72-79		F		23-0088			Ø 226,0 Th 9,6-9,0	
	80-81		F		23-0144			Ø 215,0 Th 11,0-9,0	
	82-83		F		23-0175			Ø 230,7 Th 17,0-15,0	Vent.
	80-		R		53-0152		Sum	180,0x25	

































				Spare Parts	F/R	L/R	METELLI ref.	METELLI ref. w/KIT		DIMENSIONS mm.	NOTE
<b>Civic I Shuttle (AN, AR) 10/83-10/87</b>											
1.5 (AN) Eng.EW2 (63kW)	10/83-10/87		F				22-0247-0		Ake	Th 15,0	
	10/83-10/87		F			22-0247-1		Ake	Th 15,0		
	10/83-10/87		F			22-0460-0		Ake	Th 15,5		
	10/83-10/87		F			22-0054-0		Sum	Th 15,0		
	83-87		F			23-0176			Ø 230,7 Th 17,0-15,0	Vent.	
	83-87		F			23-0266			Ø 230,8 Th 12,0-10,0		
1.5 4WD (AR) Eng.EW2 (63kW)	10/83-10/87		F			22-0247-1		Ake	Th 15,0		
	84-87		F			23-0176			Ø 230,7 Th 17,0-15,0	Vent.	
	10/83-10/87		R			53-0151		Ake	200,0x30		
<b>Civic II 10/83-10/87</b>											
1.2 Eng.D12B/ ZA2 (40kW)	-10/87		F			22-0054-0		Sum	Th 15,0		
	-10/87		F			22-0054-2		Sum	Th 15,0		
	10/83-10/87		R			53-0150		Ake	180,0x31		
	84-87		R			18-0080			Ø 180,0		
1.3 12v Eng.EV2 (52kW)	10/83-10/87		F			22-0054-0		Sum	Th 15,0		
	10/83-10/87		F			22-0054-2		Sum	Th 15,0		
	84-87		F			23-0176			Ø 230,7 Th 17,0-15,0	Vent.	
	84-87		F			23-0266			Ø 230,8 Th 12,0-10,0		
	10/83-10/87		R			53-0150		Ake	180,0x31		
	84-87		R			18-0080			Ø 180,0		
1.5 GL Eng.EW2 (63kW)	-85		F			22-0054-0		Sum	Th 15,0		
	-85		F			22-0054-2		Sum	Th 15,0		
	85-		F			22-0247-1		Ake	Th 15,0		
	84-87		F			23-0176			Ø 230,7 Th 17,0-15,0	Vent.	
	84-87		F			23-0266			Ø 230,8 Th 12,0-10,0		
	10/83-10/87		R			53-0150		Ake	180,0x31		
	84-87		R			18-0080			Ø 180,0		
1.5 GT Eng.EW3 (74kW)	84-87		F			23-0176			Ø 230,7 Th 17,0-15,0	Vent.	
	84-87		F			23-0266			Ø 230,8 Th 12,0-10,0		
	10/83-10/87		R			53-0150		Ake	180,0x31		
1.5 GTI Eng.EW4 (66kW)	86-87		F			23-0176			Ø 230,7 Th 17,0-15,0	Vent.	
	86-87		F			23-0266			Ø 230,8 Th 12,0-10,0		
	3/86-10/87		R			53-0150		Ake	180,0x31		
<b>Civic II Shuttle (EE) 1/88-2/95</b>											
1.4 i 16v (EE1) Eng.D14A1 (66kW)	1/88-12/92		F			22-0383-0		Ake	Th 15,0		
	88-91		F			23-0306			Ø 241,6 Th 19,0-17,0	Vent.	
1.5 i 16v (EE2) Eng.D15B2 (69kW)	1/88-11/91		F			22-0236-1		Ake	Th 15,0		
	1/88-11/91		F			22-0383-0		Ake	Th 15,0		
	88-91		F			23-0306			Ø 241,6 Th 19,0-17,0	Vent.	
1.6 i 16v 4WD (EE4) Eng.D16A6 (80kW)	1/88-2/95		F			22-0236-1		Ake	Th 15,0		
	88-95		F			23-0306			Ø 241,6 Th 19,0-17,0	Vent.	
	1/88-2/95		R			53-0151		Ake	200,0x30		
<b>Civic III (EC, ED, EE) 9/87-9/91</b>											
1.2 Eng.D12B1 (40kW)	88-91		F			23-0266			Ø 230,8 Th 12,0-10,0		
1.3 (EC8) Eng.D13B1 (55kW)	10/87-12/89		F			22-0247-0		Ake	Th 15,0		
	10/87-12/89		R			53-0150		Ake	180,0x31		
	87-89		R			18-0080			Ø 180,0		
	87-89		R			18-0080			Ø 180,0		
1.3 16v (EC8) Kat H-Back Eng.D13B2 (55kW)	9/89-9/91		F			22-0247-0		Ake	Th 15,0		
	89-91		F			23-0266			Ø 230,8 Th 12,0-10,0		
	9/89-9/91		R			53-0150		Ake	180,0x31		
	89-91		R			18-0080			Ø 180,0		
1.4 L (EC9, ED2) Eng.D14A1 (66kW)	10/87-12/89		F			22-0247-0		Ake	Th 15,0	EC9	
	10/87-12/89		F			22-0236-0		Ake	Th 15,0	ED2	
	10/87-12/89		F			22-0236-1		Ake	Th 15,0	ED2	
	87-89		F			23-0176			Ø 230,7 Th 17,0-15,0	Vent.	
	10/87-12/89		R			53-0150		Ake	180,0x31		
	10/87-12/89		R			53-0151		Ake	200,0x30	Shuttle	
	87-89		R			18-0080			Ø 180,0		
1.5 i 16v (ED3, 6), Shuttle, 4WD Eng.D15B2 (66-69kW)	10/87-9/91		F			22-0236-0		Ake	Th 15,0		
	10/87-9/91		F			22-0236-1		Ake	Th 15,0		
	87-91		F			23-0306			Ø 241,6 Th 19,0-17,0	Vent.	
	10/87-9/91		R			53-0150		Ake	180,0x31		
	10/87-9/91		R			53-0151		Ake	200,0x30	Shuttle	
	87-91		R			18-0080			Ø 180,0		



		Spare Parts	F/R	L/R	METELLI ref.	METELLI ref. w/KIT		DIMENSIONS mm.	NOTE
1.6 i 16v Eng.D16A7/ 9 (96kW)	88-91		F		23-0306			Ø 241,6 Th 19,0-17,0	Vent.
	88-91		R		23-0267			Ø 239,0 Th 10,0-8,0	
1.6 i 16v (ED4, 7) Eng.D16A6 (80kW)	11/87-9/91		F		22-0236-0		Ake	Th 15,0	
	11/87-9/91		F		22-0236-1		Ake	Th 15,0	
	11/87-9/91		R		22-0170-1		Ake	Th 13,0	
	87-91		R		18-0080			Ø 180,0	
1.6 i 16v (ED4, 7) Eng.D16Z2 (82kW)	10/87-9/91		F		22-0236-0		Ake	Th 15,0	
	10/87-9/91		F		22-0236-1		Ake	Th 15,0	
	10/87-9/91		R		22-0170-1		Ake	Th 13,0	
	87-91		F		23-0306			Ø 241,6 Th 19,0-17,0	Vent.
	87-91		R		23-0267			Ø 239,0 Th 10,0-8,0	
	87-91		R		18-0080			Ø 180,0	
1.6 i 16v 4WD Shuttle Eng.D16A6 (80kW)	87-91		F		23-0306			Ø 241,6 Th 19,0-17,0	Vent.
	87-91		R		18-0080			Ø 180,0	
1.6 i 16v Vtec (EE9) H-Back Eng.B16A1 (110kW)	10/89-9/91		F		22-0236-0		Ake	Th 15,0	
	10/89-9/91		F		22-0236-1		Ake	Th 15,0	
	10/89-9/91		R		22-0170-1		Ake	Th 13,0	
	90-91		F		23-0344			Ø 262,0 Th 21,0-19,0	Vent.
	90-91		R		23-0267			Ø 239,0 Th 10,0-8,0	
<b>Civic IV (EG) 10/91-11/95</b>									
1.3 16v (EG3, 7) Eng.D13B2 (55kW)	10/91-11/95		F		22-0138-0		Ake	Th 15,0	+PS
	10/91-11/95		F		22-0247-1		Ake	Th 15,0	-PS
	91-95		F		23-0176			Ø 230,7 Th 17,0-15,0	Vent.
	94-95		F		23-0343			Ø 240,0 Th 21,0-19,0	Vent.
	10/91-11/95		R		53-0150		Ake	180,0x31	
	10/91-11/95		R		53-0155		Ake	180,0x31	Hand Brake
1.5 i 16v (EG4) Eng.D15Z1 (66kW)	10/91-11/95		F		22-0138-0		Ake	Th 15,0	
	91-95		F		23-0343			Ø 240,0 Th 21,0-19,0	Vent.
	10/91-11/95		R		53-0155		Ake	180,0x31	Hand Brake
	91-95		R		18-0081			Ø 200,0	
1.5 i 16v (EG8) Eng.D15B2/ Z1 (69kW)	10/91-11/95		F		22-0138-0		Ake	Th 15,0	
	91-95		F		23-0343			Ø 240,0 Th 21,0-19,0	Vent.
	10/91-11/95		R		53-0153		Ake	200,0x35	Hand Brake
	91-95		R		18-0081			Ø 200,0	
1.6 16v Vtec (EG5) Eng.D16Z6/ 7 (92kW)	10/91-11/95		F		22-0138-0		Ake	Th 15,0	
	10/91-11/95		R		22-0176-0		Ake	Th 13,0	
	91-95		F		23-0343			Ø 240,0 Th 21,0-19,0	Vent.
	91-95		F		23-0344			Ø 262,0 Th 21,0-19,0	Vent., +ABS
	10/91-11/95		R		53-0153		Ake	200,0x35	Hand Brake
1.6 VTi (EG6, 9) Eng.B16A2 (118kW)	10/91-11/95		F		22-0175-0		Ake	Th 16,5	
	10/91-11/95		R		22-0176-0		Ake	Th 13,0	
	91-95		F		23-0344			Ø 262,0 Th 21,0-19,0	Vent.
<b>Civic IV Coupe (EJ) 1/94-3/96</b>									
1.5 i LSi (EJ2) Eng.D15B7 (74kW)	1/94-11/95		F		22-0138-0		Ake	Th 15,0	
	94-95		F		23-0343			Ø 240,0 Th 21,0-19,0	Vent.
	1/94-11/95		R		53-0153		Ake	200,0x35	Hand Brake
1.6 i (EJ6) Eng.D16Y7 (77kW)	1/94-11/95		R		53-0153		Ake	200,0x35	Hand Brake
1.6 i Vtec Eng.B16A2 (118kW)	94-95		F		23-0344			Ø 262,0 Th 21,0-19,0	Vent.
1.6 i Vtec (EJ1) Eng.D16Z9/ D16Y6 (92kW)	1/94-3/96		F		22-0138-0		Ake	Th 15,0	
	94-96		F		23-0344			Ø 262,0 Th 21,0-19,0	Vent.
	1/94-3/96		R		53-0153		Ake	200,0x35	Hand Brake
	94-96		R		18-0081			Ø 200,0	
<b>Civic IV Coupé (MA, MB) 9/94-1/97</b>									
1.4 i (MA8) Eng.D14A2 (66kW)	9/94-1/97		F		22-0174-0		Gir	Th 17,5	
	12/94-97		F		23-0344			Ø 262,0 Th 21,0-19,0	Vent.
	12/94-97		R		23-0267			Ø 239,0 Th 10,0-8,0	+ABS
	9/94-1/97		R		53-0006		Luc	203,0x38	Hand Brake
1.4 i (MA8) Eng.D14A5 (55kW)	9/95-1/97		F		22-0174-0		Gir	Th 17,5	
	95-97		F		23-0344			Ø 262,0 Th 21,0-19,0	Vent.
	95-97		R		23-0267			Ø 239,0 Th 10,0-8,0	+ABS
	9/95-1/97		R		53-0006		Luc	203,0x38	Hand Brake
1.5 i Vtec-E (MA9) Eng.D15Z3 (66kW)	9/94-1/97		F		22-0174-0		Gir	Th 17,5	
	12/94-97		F		23-0344			Ø 262,0 Th 21,0-19,0	Vent.
	12/94-97		R		23-0267			Ø 239,0 Th 10,0-8,0	
	9/94-1/97		R		53-0006		Luc	203,0x38	Hand Brake






















































		Spare Parts	F/R	L/R	METELLI ref.	METELLI ref. w/KIT		DIMENSIONS mm.	NOTE
1.5 i Vtec-E (MA9) Eng.D15Z3 (66kW)	94-95		R		18-0081			Ø 200,0	
1.6 i (MB1) Eng.D16Y3 (83kW)	9/94-1/97		F		22-0174-0		Gir	Th 17,5	
	9/94-1/97		R		22-0170-1		Ake	Th 13,0	
	12/94-97		F		23-0344			Ø 262,0 Th 21,0-19,0	Vent.
	12/94-97		R		23-0267			Ø 239,0 Th 10,0-8,0	
1.6 i Vtec (MB1) Eng.D16Y2 (93kW)	9/94-1/97		F		22-0174-0		Gir	Th 17,5	
	9/94-1/97		R		22-0170-1		Ake	Th 13,0	
	94-97		F		23-0344			Ø 262,0 Th 21,0-19,0	Vent.
	94-97		R		23-0267			Ø 239,0 Th 10,0-8,0	
	94-97		R		18-0081			Ø 200,0	
<b>Civic V (EJ9, EK1/3/4) 11/95-2/01</b>									
1.4 i (EJ9) Eng.D14A3 (55kW)	11/95-2/01		F		22-0138-0		Ake	Th 15,0	
	96-97		F		23-0343			Ø 240,0 Th 21,0-19,0	Vent.
	1/98-1/01		F		23-0344			Ø 262,0 Th 21,0-19,0	Vent.
	11/95-2/01		R		53-0155		Ake	180,0x31	-ABS, Hand Brake
	11/95-2/01		R		53-0153		Ake	200,0x35	+ABS, Hand Brake
	-12/95		R		18-0082			Ø 203,0	
96-97		R		18-0081			Ø 200,0		
1.4 i S (EJ9) Eng.D14A2 (66kW)	11/95-2/01		F		22-0138-0		Ake	Th 15,0	
	95-97		F		23-0343			Ø 240,0 Th 21,0-19,0	Vent.
	98-1/01		F		23-0344			Ø 262,0 Th 21,0-19,0	Vent.
	11/95-2/01		R		53-0153		Ake	200,0x35	Hand Brake
	-12/95		R		18-0082			Ø 203,0	
96-97		R		18-0081			Ø 200,0		
1.5 Eng.D14A4 (66kW)	12/96-2/01		R		53-0153		Ake	200,0x35	Hand Brake
1.5 16v Eng.D15B (69kW)	1/95-12/01		R		53-0153		Ake	200,0x35	Hand Brake
1.5 i (EK3) Eng.D15Z6 (84kW)	11/95-2/01		F		22-0138-0		Ake	Th 15,0	
	11/95-2/01		R		22-0176-0		Ake	Th 13,0	
	10/95-01		F		23-0360			Ø 260,0 Th 23,0-21,0	Vent.
	11/95-2/01		R		53-0153		Ake	200,0x35	Hand Brake
	-12/95		R		18-0082			Ø 203,0	
96-97		R		18-0081			Ø 200,0		
1.6 i (EK1) Eng.D16Y5/ Y6/ Y8 (84-92kW)	11/95-2/01		F		22-0138-0		Ake	Th 15,0	
	11/95-2/01		R		22-0176-0		Ake	Th 13,0	
	95-01		F		23-0360			Ø 260,0 Th 23,0-21,0	Vent.
	11/95-2/01		R		53-0153		Ake	200,0x35	Hand Brake
95-01		R		18-0081			Ø 200,0		
1.6 VTi (EK4) Eng.B16A2 (118kW)	11/95-2/01		F		22-0175-0		Ake	Th 16,5	
	11/95-2/01		R		22-0176-0		Ake	Th 13,0	
	10/95-01		F		23-0360			Ø 260,0 Th 23,0-21,0	Vent.
<b>Civic V Aerodeck (MC) 4/98-2/01</b>									
1.4 16v (MB8) Eng.D14A7 (55kW)	4/98-2/01		F		22-0174-0		Gir	Th 17,5	
	2/98-2/01		F		23-0344			Ø 262,0 Th 21,0-19,0	Vent.
	4/98-2/01		R		23-0267			Ø 239,0 Th 10,0-8,0	+ABS
	4/98-2/01		R		53-0006		Luc	203,0x38	Hand Brake
	98-		R		18-0081			Ø 200,0	
1.4 16v (MB8) Eng.D14A8 (66kW)	4/98-2/01		F		22-0174-0		Gir	Th 17,5	
	2/98-2/01		F		23-0344			Ø 262,0 Th 21,0-19,0	Vent.
	4/98-2/01		R		23-0267			Ø 239,0 Th 10,0-8,0	+ABS
	4/98-2/01		R		53-0006		Luc	203,0x38	Hand Brake
	98-		R		18-0081			Ø 200,0	
1.5 16v (MB9) Eng.D15Z8 (84kW)	4/98-2/01		F		22-0174-0		Gir	Th 17,5	
	2/98-2/01		F		23-0344			Ø 262,0 Th 21,0-19,0	Vent.
	4/98-2/01		R		23-0267			Ø 239,0 Th 10,0-8,0	+ABS
	4/98-2/01		R		53-0006		Luc	203,0x38	Hand Brake
	98-		R		18-0081			Ø 200,0	
1.6 16v (MC1) Eng.D16B2 (85kW)	4/98-2/01		F		22-0174-0		Gir	Th 17,5	
	4/98-2/01		R		22-0170-1		Ake	Th 13,0	
	98-01		F		23-0344			Ø 262,0 Th 21,0-19,0	Vent.
	98-01		R		23-0267			Ø 239,0 Th 10,0-8,0	
	98-01		R		18-0081			Ø 200,0	
1.8 16v (MC2) Eng.B18C4 (124kW)	4/98-2/01		F		22-0298-0		Ake	Th 17,5	
	4/98-2/01		R		22-0170-1		Ake	Th 13,0	
	98-01		R		23-0267			Ø 239,0 Th 10,0-8,0	
2.0 TDi (MC3) Eng.20T2N (77kW)	4/98-2/01		F		22-0174-0		Gir	Th 17,5	
	4/98-2/01		R		22-0170-1		Ake	Th 13,0	

		Spare Parts	F/R	L/R	METELLI ref.	METELLI ref. w/KIT		DIMENSIONS mm.	NOTE
2.0 TDi (MC3) Eng.20T2N (77kW)	98-01		F		23-0344			Ø 262,0 Th 21,0-19,0	Vent.
	98-01		R		23-0267			Ø 239,0 Th 10,0-8,0	
<b>Civic V Coupe (EJ6, EJ8) 3/96-3/00</b>									
1.6 i Eng.D16Y7 (77kW)	3/96-3/00		F		23-0343			Ø 240,0 Th 21,0-19,0	Vent.
	3/96-3/00		R		53-0153		Ake	200,0x35	Hand Brake
1.6 i Vtec Eng.B16A2 (118kW)	4/99-12/00		F		23-0344			Ø 262,0 Th 21,0-19,0	Vent.
1.6 i Vtec Eng.D16Z9 (92kW)	3/96-3/00		F		23-0344			Ø 262,0 Th 21,0-19,0	Vent.
	3/96-3/00		R		53-0153		Ake	200,0x35	Hand Brake
<b>Civic V Fastback (MB) 1/97-2/01</b>									
1.4 16v (MB2) Eng.D14A7 (55kW)	1/97-2/01		F		22-0174-0		Gir	Th 17,5	
	97-01		F		23-0344			Ø 262,0 Th 21,0-19,0	Vent.
	97-01		R		23-0267			Ø 239,0 Th 10,0-8,0	+ABS
	-12/97		R		18-0081			Ø 200,0	
1.4 16v (MB2) Eng.D14A8 (66kW)	1/97-2/01		F		22-0174-0		Gir	Th 17,5	
	97-01		F		23-0344			Ø 262,0 Th 21,0-19,0	Vent.
	97-01		R		23-0267			Ø 239,0 Th 10,0-8,0	+ABS
	-97		R		18-0081			Ø 200,0	
1.5 16v (MB3) Eng.D15Z8 (84kW)	1/97-2/01		F		22-0174-0		Gir	Th 17,5	
	97-01		F		23-0344			Ø 262,0 Th 21,0-19,0	Vent.
	97-01		R		23-0267			Ø 239,0 Th 10,0-8,0	+ABS
	-97		R		18-0081			Ø 200,0	
1.6 16v (MB4) Eng.D16B2 (85kW)	1/97-2/01		F		22-0174-0		Gir	Th 17,5	
	1/97-2/01		R		22-0170-1		Ake	Th 13,0	
	-97		R		18-0081			Ø 200,0	
1.6 VTi Eng.B16A2 (118kW)	1/97-2/01		F		22-0174-0		Gir	Th 17,5	
1.8 16v (MB6) Eng.B18C4 (124kW)	1/97-2/01		F		22-0298-0		Ake	Th 17,5	
	1/97-2/01		R		22-0170-1		Ake	Th 13,0	
	97-01		R		23-0361			Ø 260,0 Th 10,0-8,0	
2.0 TDi (MB7) Eng.20T2N (63kW)	1/97-2/01		F		22-0174-0		Gir	Th 17,5	
	1/97-2/01		R		22-0170-1		Ake	Th 13,0	
	97-01		F		23-0344			Ø 262,0 Th 21,0-19,0	Vent.
	97-01		R		23-0267			Ø 239,0 Th 10,0-8,0	
<b>Civic VI 2/01-9/05</b>									
1.3 IMA Eng.LDA1 (61kW)	04-		F		23-0344			Ø 262,0 Th 21,0-19,0	Vent.
1.4 Eng.D14Z5 (66kW)	2/01-9/05		R		53-0154		Ake	220,0x35	
<b>Civic VI Coupe (EM) 2/01-12/05</b>									
1.6 i Eng.D16V1 (81kW)	2/01-		F		23-0344			Ø 262,0 Th 21,0-19,0	Vent.
	2/01-		R		23-0579			Ø 260,0 Th 10,0-8,0	
1.7 i VTEC Eng.D17A9 (92kW)	2/01-		F		23-0344			Ø 262,0 Th 21,0-19,0	Vent.
1.7i Eng.D17A8 (88kW)	2/01-		F		23-0344			Ø 262,0 Th 21,0-19,0	Vent.
<b>Civic VI Hatchback (EU, EP) 2/01-12/05</b>									
1.4 i Eng.D14E1/ Z2 (55kW)	2/01-		F		22-0174-0		Gir	Th 17,5	
	2/01-		F		23-0344			Ø 262,0 Th 21,0-19,0	Vent.
	2/01-		R		23-0579			Ø 260,0 Th 10,0-8,0	
1.4 iS Eng.D14Z6 (66kW)	2/01-		F		22-0174-0		Gir	Th 17,5	
	2/01-		F		23-0344			Ø 262,0 Th 21,0-19,0	Vent.
	2/01-		R		23-0579			Ø 260,0 Th 10,0-8,0	
2/01-12/05			R		53-0154		Ake	220,0x35	
	1.6 i Eng.D16V1 (81kW)	2/01-		F		22-0174-0		Gir	Th 17,5
2/01-		R			22-0173-0		Ake	Th 15,0	
2/01-		F			23-0344			Ø 262,0 Th 21,0-19,0	Vent.
2/01-		R			23-0579			Ø 260,0 Th 10,0-8,0	
1.7 CTDi Eng.4EE-2 (74kW)	1/02-		F		22-0463-0		Gir	Th 16,5	
	1/02-		R		22-0173-0		Ake	Th 15,0	
	02-		F		23-0575			Ø 260,0 Th 23,0-21,0	Vent.
	02-		R		23-0579			Ø 260,0 Th 10,0-8,0	
2.0 Type-R Eng.K20A2 (147kW)	9/01-		F		22-0435-0		Ake	Th 16,0	
	9/01-		R		22-0170-0		Ake	Th 13,0	
2.0i Sport Eng.K20A3 (118kW)	1/04-		F		22-0462-0		Sum	Th 15,5	
	1/04-		R		22-0170-0		Ake	Th 13,0	
	04-05		F		23-0958			Ø 282,0 Th 23,0-21,0	Vent.
<b>Civic VII H-Back (FD) 1/06-</b>									
1.4 Eng.L13A7 (61kW)	1/06-		F		22-0728-0		Gir	Th 17,5	
	1/06-		R		22-0729-0		Gir	Th 15,5	
	06-		F		23-0932			Ø 282,0 Th 23,0-21,0	Vent.
	06-		R		23-0957			Ø 260,0 Th 9,0-8,0	




		Spare Parts	F/R	L/R	METELLI ref.	METELLI ref. w/KIT		DIMENSIONS mm.	NOTE
1.8 Eng.R18A2 (103kW)	1/06-		F		22-0728-0		Gir	Th 17,5	
	1/06-		R		22-0729-0		Gir	Th 15,5	
	06-		F		23-0932			Ø 282,0 Th 23,0-21,0	Vent.
	06-		R		23-0957			Ø 260,0 Th 9,0-8,0	
2.0 i-VTEC Type R Eng.K20Z4 (148kW)	07-		F		22-0435-0		Ake	Th 16,0	
	07-		R		22-0729-0		Gir	Th 15,5	
2.2 CTDi Eng.N22A2 (103kW)	1/06-		F		22-0728-0		Gir	Th 17,5	
	1/06-		R		22-0729-0		Gir	Th 15,5	
	06-		F		23-0932			Ø 282,0 Th 23,0-21,0	Vent.
	06-		R		23-0957			Ø 260,0 Th 9,0-8,0	
<b>Concerto (HW) 8/89-3/95</b>									
1.4 Eng.D14A1 (61kW)	10/89-10/92		F		22-0174-0		Gir	Th 17,5	
	10/89-10/92		R		53-0006		Luc	203,0x38	Hand Brake
1.4 Eng.D14A1/ D14A8 (66kW)	8/89-10/91		F		22-0174-0		Gir	Th 17,5	
	89-91		F		23-0235			Ø 262,0 Th 21,0-19,0	Vent.
	8/89-10/91		R		53-0006		Luc	203,0x38	Hand Brake
	89-91		R		18-0082			Ø 203,0	
1.5 i 16v Eng.D15B2 (66kW)	8/89-3/95		F		22-0174-0		Gir	Th 17,5	
	8/89-3/95		R		22-0170-1		Ake	Th 13,0	+ABS
	89-95		F		23-0235			Ø 262,0 Th 21,0-19,0	Vent.
	8/89-3/95		R		53-0006		Luc	203,0x38	Hand Brake
	89-91		R		18-0082			Ø 203,0	
1.6 16v Eng.D16B2 (85kW)	1/90-12/92		R		53-0006		Luc	203,0x38	Hand Brake
1.6 16v Eng.D16Z1 (77kW)	8/89-3/95		F		22-0174-0		Gir	Th 17,5	
	8/89-3/95		R		22-0170-1		Ake	Th 13,0	+ABS
	89-95		F		23-0235			Ø 262,0 Th 21,0-19,0	Vent.
	89-95		R		23-0267			Ø 239,0 Th 10,0-8,0	
	8/89-3/95		R		53-0006		Luc	203,0x38	Hand Brake
	89-91		R		18-0082			Ø 203,0	
1.6 i 16v Eng.D16A8 (90kW)	8/89-3/95		F		22-0174-0		Gir	Th 17,5	
	8/89-3/95		R		22-0170-1		Ake	Th 13,0	+ABS
	89-95		F		23-0235			Ø 262,0 Th 21,0-19,0	Vent.
	89-95		R		23-0267			Ø 239,0 Th 10,0-8,0	
	8/89-3/95		R		53-0006		Luc	203,0x38	Hand Brake
	89-91		R		18-0082			Ø 203,0	
1.6 i 16v Eng.D16Z2 (82kW)	8/89-3/95		F		22-0174-0		Gir	Th 17,5	
	8/89-3/95		R		22-0170-1		Ake	Th 13,0	+ABS
	89-95		F		23-0235			Ø 262,0 Th 21,0-19,0	Vent.
	89-95		R		23-0267			Ø 239,0 Th 10,0-8,0	
	8/89-3/95		R		53-0006		Luc	203,0x38	Hand Brake
	89-91		R		18-0082			Ø 203,0	
1.8 TD Eng.XUD7T (58-65kW)	8/94-10/96		F		22-0174-0		Gir	Th 17,5	
<b>Cr-v I (RD1) 10/95-6/05</b>									
2.0 16v (R D1, RD3) Eng.B20B (94kW)	10/95-1/99		F		22-0298-0		Ake	Th 17,5	
	97-		F		23-0503			Ø 282,0 Th 23,0-21,0	Vent.
	10/95-1/99		R		53-0154		Ake	220,0x35	
	97-		R		18-0085			Ø 220,0	
2.0 16v (R D1, RD3) Eng.B20Z1/ 3/ 9 (108kW)	1/99-		F		22-0298-0		Ake	Th 17,5	
	99-		F		23-0503			Ø 282,0 Th 23,0-21,0	Vent.
	1/99-6/05		R		53-0154		Ake	220,0x35	
	99-		R		18-0085			Ø 220,0	
<b>Cr-v II (RD8) 7/02-12/06</b>									
2.0 Eng.K20A4 (110kW)	7/02-		F		22-0606-0		Ake	Th 17,0	
	-05		R		22-0173-0		Ake	Th 15,0	
	05-		R		22-0173-1		Ake	Th 15,0	
	02-06		F		23-0958			Ø 282,0 Th 23,0-21,0	Vent.
	7/02-12/06		R		53-0159	53-0159K		170,0x35	
2.2 CTDi Eng.N22A2 (103kW)	2/05-		F		22-0606-0		Ake	Th 17,0	
	-05		R		22-0173-0		Ake	Th 15,0	
	05-		R		22-0173-1		Ake	Th 15,0	
	05-06		F		23-0958			Ø 282,0 Th 23,0-21,0	Vent.
	2/05-12/06		R		53-0161			198,0x35	
2.4 V-Tec Eng.K24A1 (118kW)	02-06		F		23-0958			Ø 282,0 Th 23,0-21,0	Vent.
<b>Cr-v III (RE) 1/07-</b>									
2.0i Vtec Eng.R20A2 (110kW)	1/07-		F		22-0789-0		Bosch	Th 19,0	
	1/07-		R		22-0790-0		Bosch	Th 16,0	
	1/07-		R		53-0162			198,0x35	

		Spare Parts	F/R	L/R	METELLI ref.	METELLI ref. w/KIT		DIMENSIONS mm.	NOTE
2.2i CDTi Eng.N22A2 (103kW)	1/07-		F		22-0789-0		Bosch	Th 19,0	
	1/07-		R		22-0790-0		Bosch	Th 16,0	
	1/07-		R		53-0162			198,0x35	
2.4 Vtec (118kW)	1/07-		F		22-0789-0		Bosch	Th 19,0	
	1/07-		R		22-0790-0		Bosch	Th 16,0	
<b>Crx I (AF, AS) 10/83-10/87</b>									
1.3 12v Eng.EV2 (52kW)	83-87		R		18-0080			Ø 180,0	
1.5i (AF) Eng.EW3 (66-74kW)	-85		F		22-0054-0		Sum	Th 15,0	
	85-		F		22-0247-1		Ake	Th 15,0	
	1/86-		F		23-0266			Ø 230,8 Th 12,0-10,0	
	83-85		F		23-0176			Ø 230,7 Th 17,0-15,0	Vent.
	10/83-11/86		R		53-0150		Ake	180,0x31	
1.6 i 16v (AS) Eng.ZC1 (92kW)	83-86		R		18-0080			Ø 180,0	
	3/86-10/87		F		22-0247-1		Ake	Th 15,0	
	-87		F		23-0306			Ø 241,6 Th 19,0-17,0	Vent.
	-87		R		23-0267			Ø 239,0 Th 10,0-8,0	
	3/86-10/87		R		53-0150		Ake	180,0x31	
86-87		R		18-0080			Ø 180,0		
<b>Crx II (ED, EE) 10/87-2/92</b>									
1.5 (EF6) Eng.D15B (66kW)	10/87-2/92		F		22-0236-1		Ake	Th 15,0	
1.6 i 16v (ED9) Eng.D16A9 (96kW)	10/87-12/89		F		22-0236-1		Ake	Th 15,0	
	10/87-12/89		R		22-0170-0		Ake	Th 13,0	
	87-89		F		23-0306			Ø 241,6 Th 19,0-17,0	Vent.
	87-89		R		23-0267			Ø 239,0 Th 10,0-8,0	
	-12/87		R		53-0150		Ake	180,0x31	
	87-89		R		18-0080			Ø 180,0	
1.6 i 16v (ED9) Eng.D16Z5 (91kW)	10/87-2/92		F		22-0236-1		Ake	Th 15,0	
	10/87-2/92		R		22-0170-0		Ake	Th 13,0	
	88-92		F		23-0306			Ø 241,6 Th 19,0-17,0	Vent.
	88-92		R		23-0267			Ø 239,0 Th 10,0-8,0	
	-12/87		R		53-0150		Ake	180,0x31	
	87-92		R		18-0080			Ø 180,0	
1.6 i 16v Vtec (EE8) Eng.B16A1 (110kW)	10/89-2/92		F		22-0236-1		Ake	Th 15,0	
	10/89-2/92		R		22-0170-0		Ake	Th 13,0	
	89-92		F		23-0344			Ø 262,0 Th 21,0-19,0	Vent.
	89-92		R		23-0267			Ø 239,0 Th 10,0-8,0	
<b>Crx III (EH, EG) 3/92-12/98</b>									
1.6 ESi (EH6) Eng.D16Z6 (96-80kW)	3/92-12/98		F		22-0175-0		Ake	Th 16,5	
	3/92-12/98		R		22-0176-0		Ake	Th 13,0	
	92-98		F		23-0344			Ø 262,0 Th 21,0-19,0	Vent.
	3/92-12/98		R		53-0155		Ake	180,0x31	Hand Brake
	3/92-		R		18-0080			Ø 180,0	
1.6 VTi (EG2) Eng.B16A2 (118kW)	3/92-12/98		F		22-0175-0		Ake	Th 16,5	
	3/92-12/98		R		22-0176-0		Ake	Th 13,0	
	92-98		F		23-0344			Ø 262,0 Th 21,0-19,0	Vent.
	3/92-12/98		R		53-0155		Ake	180,0x31	Hand Brake
<b>Element 7/02-</b>									
2.4, 4WD Eng.K24A6 (118kW)	7/02-		R		53-0159	53-0159K		170,0x35	
<b>FR-V (BE) 2/05-</b>									
1.7 16v Eng.D17A2 (92kW)	2/05-		F		22-0462-0		Sum	Th 15,5	
	-05		R		22-0173-0		Ake	Th 15,0	
	05-		R		22-0173-1		Ake	Th 15,0	
	05-		F		23-0932			Ø 282,0 Th 23,0-21,0	Vent.
	05-		R		23-0956			Ø 282,0 Th 12,0-10,0	
	2/05-		R		53-0159	53-0159K		170,0x35	
1.8 16v Eng.R18A1 (103kW)	07-		F		23-0932			Ø 282,0 Th 23,0-21,0	Vent.
	07-		R		23-0956			Ø 282,0 Th 12,0-10,0	
	6/07-		R		53-0159	53-0159K		170,0x35	
2.0 Eng.K20A9 (110kW)	2/05-		F		22-0462-0		Sum	Th 15,5	
	-05		R		22-0173-0		Ake	Th 15,0	
	05-		R		22-0173-1		Ake	Th 15,0	
	2/05-		F		23-0932			Ø 282,0 Th 23,0-21,0	Vent.
	05-		R		23-0956			Ø 282,0 Th 12,0-10,0	
	2/05-		R		53-0159	53-0159K		170,0x35	
2.2 CTDi Eng.N22A1 (103kW)	7/05-		F		22-0462-0		Sum	Th 15,5	
	-05		R		22-0173-0		Ake	Th 15,0	
	05-		R		22-0173-1		Ake	Th 15,0	



		Spare Parts	F/R	L/R	METELLI ref.	METELLI ref. w/KIT		DIMENSIONS mm.	NOTE
2.2 CTDi Eng.N22A1 (103kW)	7/05-		F		23-0932			Ø 282,0 Th 23,0-21,0	Vent.
	05-		R		23-0956			Ø 282,0 Th 12,0-10,0	
	7/05-		R		53-0159	53-0159K		170,0x35	
<b>HR-V (GH) 3/99-</b>									
1.6 16v 4WD Eng.D16W5 (91kW)	10/99-		F		22-0298-0		Ake	Th 17,5	
	3/99-		F		23-0503			Ø 282,0 Th 23,0-21,0	Vent.
	10/99-		R		53-0153		Ake	200,0x35	Hand Brake
	99-		R		18-0086			Ø 200,0	
1.6 16v, 4WD Eng.D16W1 (77kW)	3/99-		F		22-0298-0		Ake	Th 17,5	
	3/99-		F		23-0503			Ø 282,0 Th 23,0-21,0	Vent.
	3/99-		R		53-0153		Ake	200,0x35	Hand Brake
	99-		R		18-0086			Ø 200,0	
<b>Insight (ZE) 8/00-</b>									
1.0 Eng.ECA1/ MF2 (56kW)	8/00-		F		23-0176			Ø 230,7 Th 17,0-15,0	Vent.
<b>Integra (DA) 10/85-8/89</b>									
1.5 (DA2) Eng.EW (56kW)	1/85-8/89		R		53-0151		Ake	200,0x30	
1.5 (DA4) Eng.D15A1 (63kW)	10/85-8/89		F		22-0237-0		Ake	Th 15,0	
	10/85-8/89		R		22-0170-0		Ake	Th 13,0	
	85-89		F		23-0306			Ø 241,6 Th 19,0-17,0	Vent.
	10/85-8/89		R		53-0151		Ake	200,0x30	
1.6 Eng.D16A3 (88kW)	3/86-8/89		F		22-0237-1		Ake	Th 15,0	
	3/86-8/89		R		22-0170-0		Ake	Th 13,0	
	86-87		F		23-0176			Ø 230,7 Th 17,0-15,0	Vent.
	86-89		F		23-0306			Ø 241,6 Th 19,0-17,0	Vent.
	3/86-8/89		R		53-0151		Ake	200,0x30	
1.6 (DA1, AV) Eng.ZC (85-88kW)	1/86-8/89		F		22-0237-1		Ake	Th 15,0	
	1/86-8/89		R		22-0170-0		Ake	Th 13,0	
	1/86-8/89		R		53-0151		Ake	200,0x30	
<b>Integra I (DC2) 11/97-10/01</b>									
1.8 Type-R Eng.B18C6 (140kW)	11/97-10/01		F		22-0298-0		Ake	Th 17,5	
	11/97-10/01		R		22-0173-0		Ake	Th 15,0	
	97-01		F		23-0503			Ø 282,0 Th 23,0-21,0	Vent.
<b>Jazz I (AA) / Fit 10/83-10/86</b>									
1.2 Eng.ER1 (41kW)	10/83-10/86		R		53-0152		Sum	180,0x25	Inc. Van
1.2 Eng.ER2 (33kW)	2/84-10/86		R		53-0152		Sum	180,0x25	Inc. Van
1.2 Eng.ER4 (40kW)	9/84-10/86		R		53-0152		Sum	180,0x25	Inc. Van
<b>Jazz III (GD)/ Fit 3/02-10/08</b>									
1.2 DSi Eng.L12A1 (57kW)	3/02-		F		22-0138-0		Ake	Th 15,0	
	04-		R		22-0176-1		Ake	Th 13,0	
	3/02-05		F		23-0573			Ø 239,0 Th 21,0-19,0	Vent.
	3/02-10/08		R		53-0158			180,0x32	
1.4 DSi Eng.L13A1 (61kW)	3/02-		F		22-0138-0		Ake	Th 15,0	
	3/02-		R		22-0176-1		Ake	Th 13,0	
	3/02-05		F		23-0573			Ø 239,0 Th 21,0-19,0	Vent.
	3/02-10/08		R		53-0158			180,0x32	
<b>Jazz IV (GE)/ Fit 11/08-</b>									
1.2 i-VTEC Eng.L12B2 (66kW)	08-		F		23-0344			Ø 262,0 Th 21,0-19,0	Vent.
	11/08-		R		53-0153		Ake	200,0x35	Hand Brake
1.3 i-VTEC Eng.L13Z2 (73kW)	08-		F		23-0344			Ø 262,0 Th 21,0-19,0	Vent.
	11/08-		R		53-0153		Ake	200,0x35	Hand Brake
<b>Legend I (HS, KA) 1/86-12/90</b>									
2.5 i (HS) Eng.C25A1 (110kW)	1/86-12/87		F		22-0171-0		Ake	Th 17,5	Made in Japan
	1/86-12/87		F		22-0689-0		Gir	Th 18,0	Made in UK
	1/86-12/87		R		22-0173-0		Ake	Th 15,0	Made in Japan
	1/86-12/87		R		22-0691-0		Gir	Th 14,5	Made in UK
2.5 i (HS) Eng.C25A2 (127kW)	2/87-6/88		F		22-0171-0		Ake	Th 17,5	Made in Japan
	2/87-6/88		F		22-0689-0		Gir	Th 18,0	Made in UK
	2/87-6/88		R		22-0173-0		Ake	Th 15,0	Made in Japan
	2/87-6/88		R		22-0691-0		Gir	Th 14,5	Made in UK
	87-88		F		23-0436			Ø 285,0 Th 21,0-19,0	Vent.
2.7 i 24v (KA4), Coupe Eng.C27A1 (124kW)	1/88-12/90		F		22-0171-0		Ake	Th 17,5	Made in Japan
	1/88-12/90		F		22-0690-0		Gir	Th 18,0	Made in UK
	1/88-12/90		R		22-0173-0		Ake	Th 15,0	Made in Japan
	1/88-12/90		R		22-0691-0		Gir	Th 14,5	Made in UK
	-88		F		23-0436			Ø 285,0 Th 21,0-19,0	Vent.
	88-90		F		23-0269			Ø 262,0 Th 21,0-19,0	Vent.

Spare Parts	F/R	L/R	METELLI ref.	METELLI ref. w/KIT		DIMENSIONS mm.		NOTE	
<b>Legend II (KA7) 1/91-2/96</b>									
3.2 i 24v, Coupe Eng.C32A2 (151kW)	1/91-2/96		F	22-0298-0		Ake	Th 17,5		
	1/91-2/96		R	22-0173-0		Ake	Th 15,0		
<b>Legend III (KA9) 2/96-</b>									
3.5 i 24v Eng.C35A2 (151kW)	-99		F	22-0298-0		Ake	Th 17,5		
	99-		F	22-0462-0		Sum	Th 15,5		
	2/96-		R	22-0173-0		Ake	Th 15,0		
	2/96-		R	53-0159	53-0159K		170,0x35		
<b>Logo (GA3) 3/99-3/02</b>									
1.3 Eng.D13B7 (48kW)	3/99-3/02		F	22-0138-0		Ake	Th 15,0		
	3/99-3/02		R	53-0156			180,0x30		
	99-02		R	18-0081			Ø 200,0		
<b>NSX (NA) Cabrio, Coupe 3/95-</b>									
3.0 24v Vtec Eng.C30A3 (201kW)	3/95-		F	22-0298-0		Ake	Th 17,5		
3.0 24v Vtec Automatic Eng.C30A4 (188kW)	3/95-		F	22-0298-0		Ake	Th 17,5		
3.2 24v Vtec Eng.C32B2 (206kW)	1/97-		F	22-0298-0		Ake	Th 17,5		
<b>Odyssey I (RA1,5) 1/95-1/98</b>									
2.2 Eng.F22B (110kW)	95-98		F	23-0503			Ø 282,0 Th 23,0-21,0	Vent.	
	1/95-1/98		R	53-0159	53-0159K		170,0x35		
2.3 4x4 Eng.F23A7 (110kW)	1/97-1/98		R	53-0159	53-0159K		170,0x35		
<b>Odyssey II (RL, RA6,9) 1/99-12/04</b>									
2.3, 4WD Eng.F23A7 (110kW)	1/99-12/02		R	53-0160			254,0x47		
3.5 24v Eng.J35A (155kW)	1/99-12/02		R	53-0160			254,0x47		
3.5 24v Eng.J35A (177kW)	1/02-12/04		R	53-0160			254,0x47		
<b>Odyssey III (RB1,2) 7/02-12/08</b>									
2.4 Eng.K24A4 (140kW)	7/02-12/08		R	53-0315		Ake	210,0x32	Hand Brake	
2.4 Eng.K24A5 (118kW)	7/02-12/08		R	53-0315		Ake	210,0x32	Hand Brake	
3.5 Eng.J35A (171kW)	7/02-8/04		R	53-0315		Ake	210,0x32	Hand Brake	
3.5 Eng.J35A5 (188kW)	9/04-9/05		R	53-0315		Ake	210,0x32	Hand Brake	
3.5 Eng.J35A8 (182kW)	9/05-		R	53-0315		Ake	210,0x32	Hand Brake	
<b>Passport 1/94-</b>									
2.6 (89kW)	1/00-		R	53-0312		Ake	302,0x46		
3.2 24v Eng.6DV1 (130kW)	1/94-		R	53-0315		Ake	210,0x32	Hand Brake	
<b>Prelude I Coupe (SN) 1/78-10/83</b>									
1.6 Eng.EL (59-66kW)	11/78-10/83		F	22-0054-0		Sum	Th 15,0		
	78-82		F	23-0175			Ø 230,7 Th 17,0-15,0	Vent.	
	11/78-10/83		R	53-0152		Sum	180,0x25		
<b>Prelude II (AB) 11/83-4/87</b>									
1.8 EX Eng.ET2 (77kW)	11/83-4/87		R	22-0169-0		Ake	Th 13,0		
1.8 EX Eng.ET4 (74kW)	11/85-4/87		R	22-0169-0		Ake	Th 13,0		
<b>Prelude III (BA) 4/86-1/92</b>									
2.0 (BA4) Eng.B20A4 (84kW)	-88		F	22-0237-1		Ake	Th 15,0		
	88-		F	22-0236-1		Ake	Th 15,0		
	-88		R	22-0170-0		Ake	Th 13,0		
	88-		R	22-0170-1		Ake	Th 13,0		
	87-91		R	23-0267			Ø 239,0 Th 10,0-8,0		
2.0 EX (BA4) Eng.B20A3 (80kW)	-88		F	22-0237-1		Ake	Th 15,0		
	88-		F	22-0236-1		Ake	Th 15,0		
	-88		R	22-0170-0		Ake	Th 13,0		
	88-		R	22-0170-1		Ake	Th 13,0		
2.0 i EX 16v Eng.B20A7 (110kW)	10/87-12/90		F	22-0171-0		Ake	Th 17,5		
	10/87-12/90		R	22-0170-1		Ake	Th 13,0		
2.0 i EX 16v (BA2) Eng.B20A1 (101kW)	4/86-12/87		F	22-0171-0		Ake	Th 17,5		
	4/86-12/87		R	22-0170-1		Ake	Th 13,0		
	-87		R	23-0267			Ø 239,0 Th 10,0-8,0		
2.0 i EX 16v (BA4) Eng.B20A9 (103kW)	4/90-1/92		F	22-0171-0		Ake	Th 17,5		
	4/90-1/92		R	22-0170-1		Ake	Th 13,0		
	90-		R	23-0267			Ø 239,0 Th 10,0-8,0		
2.0 i EX 16v (BA4) Kat Eng.B20A5 (101kW)	4/87-1/92		F	22-0171-0		Ake	Th 17,5		
	4/87-1/92		R	22-0170-1		Ake	Th 13,0		
	87-91		R	23-0267			Ø 239,0 Th 10,0-8,0		
<b>Prelude IV (BB) 2/92-9/96</b>									
2.0 i 16v (BB3) Eng.F20A/ B2/ 3/ 4/ 5/ 6 (98kW)	2/92-9/96		F	22-0172-0		Ake	Th 18,5		
	2/92-9/96		R	22-0173-0		Ake	Th 15,0		
	92-96		F	23-0650			Ø 260,0 Th 23,0-21,0	Vent.	

		Spare Parts	F/R	L/R	METELLI ref.	METELLI ref. w/KIT		DIMENSIONS mm.	NOTE
2.2 i 16v Vtec (BB1, 4) Eng.H22A2 (136kW)	2/93-9/96	F	R		22-0298-0		Ake	Th 17,5	
	2/93-9/96				22-0173-0		Ake	Th 15,0	
	93-96	F	R		23-0650			Ø 260,0 Th 23,0-21,0	Vent., 14Inch Wheels
2.3 i 16v (BB2) Eng.H23A2/ 3 (118kW)	2/92-9/96	F	R		22-0298-0		Ake	Th 17,5	
	2/92-9/96	F	R		22-0173-0		Ake	Th 15,0	
<b>Prelude V (BB) 10/96-</b>									
2.0 16v (BB9) Eng.F20A4 (98kW)	10/96-	F	R		22-0172-0		Ake	Th 18,5	
	10/96-				22-0173-0		Ake	Th 15,0	
	96-00	F	R		23-0650			Ø 260,0 Th 23,0-21,0	Vent.
2.2 16v (BB6, BB8) Eng.H22A5 (136-147kW)	10/96-	F	R		22-0298-0		Ake	Th 17,5	
	10/96-				22-0173-0		Ake	Th 15,0	
	10/96-	F	R		23-0503			Ø 282,0 Th 23,0-21,0	Vent.
<b>Quintet (SU) 2/80-12/84</b>									
1.6 EX Eng.EL/ EP (59-66kW)	2/80-12/84		R		53-0152		Sum	180,0x25	
<b>S2000 (AP) 6/99-</b>									
2.0 Eng.F20C2 (177kW)	6/99-	F	R		22-0435-0		Ake	Th 16,0	
	6/99-				22-0173-0		Ake	Th 15,0	
<b>Shuttle (RA) 10/94-6/02</b>									
2.2 16v Eng.F22B8 (110kW)	10/94-2/98	F	R		22-0298-0		Ake	Th 17,5	
	10/94-2/98				22-0173-0		Ake	Th 15,0	
	95-	F	R		23-0503			Ø 282,0 Th 23,0-21,0	Vent.
	10/94-2/98	F	R		53-0159	53-0159K		170,0x35	
2.3 16v Eng.F23A7 (110kW)	1/98-5/01	F	R		22-0298-0		Ake	Th 17,5	
	1/98-5/01				22-0173-0		Ake	Th 15,0	
	98-	F	R		23-0503			Ø 282,0 Th 23,0-21,0	Vent.
	1/98-5/01	F	R		53-0159	53-0159K		170,0x35	
<b>Stream (RN) 5/01-</b>									
1.7 16v Eng.D17A2 (92kW)	5/01-	F	R		22-0462-0		Sum	Th 15,5	
	5/01-				22-0173-0		Ake	Th 15,0	
	01-	F	R		23-0958			Ø 282,0 Th 23,0-21,0	Vent.
	01-	F	R		23-0956			Ø 282,0 Th 12,0-10,0	
2.0 16v Eng.K20A1 (115kW)	5/01-	F	R		22-0462-0		Sum	Th 15,5	
	5/01-				22-0173-0		Ake	Th 15,0	
	01-	F	R		23-0958			Ø 282,0 Th 23,0-21,0	Vent.
	01-	F	R		23-0956			Ø 282,0 Th 12,0-10,0	
	5/01-	F	R		53-0159	53-0159K		170,0x35	





























































## HUMMER

<b>H2 9/04-</b>									
6.0 Eng.LQ4 (237kW)	9/04-		R		53-0163			205,0x45	
<b>H3 4/05-</b>									
3.5 Eng.L52 (162kW)	4/05-		R		53-0164			210,0x35	
5.3 V8 (224kW)	10/08-		R		53-0164			210,0x35	

## HYUNDAI























































<b>Accent I (X-3)/Pony III 10/94-1/00</b>									
1.3 i, 12v Eng.G4EH (44-55-62kW)	10/94-1/00	F	R		22-0081-1		Ake	Th 15,0	
	94-00				23-0393			Ø 242,0 Th 19,0-17,0	Vent.
	10/94-1/00	F	R		53-0169		Mando	180,0x32	
1.5 i 12v Eng.G4EK (65kW)	10/94-1/00	F	R		22-0081-1		Ake	Th 15,0	
	94-00				23-0393			Ø 242,0 Th 19,0-17,0	Vent.
	10/94-1/00	F	R		53-0169		Mando	180,0x32	
1.5i 16v Eng.G4K (73kW)	95-00	F	R		23-0393			Ø 242,0 Th 19,0-17,0	Vent.
	12/95-1/00	F	R		53-0169		Mando	180,0x32	
<b>Accent II (LC)/Verna 1/00-6/06</b>									
1.3 Eng.G4EA (55-61-62-63kW)	1/00-6/06	F	R		22-0081-1		Ake	Th 15,0	
	00-06				23-0955			Ø 241,0 Th 19,0-17,0	Vent.
	1/00-6/06	F	R		53-0167		Mando	180,0x35	Only Verna, Hand Brake
	1/00-6/06	F	R		53-0170		Mando	180,0x38	
	00-7/02	F	R		51-0211		Mando	Ø 19,05 180,0x38	MANDO
8/02-06	F	R		51-0210		Mando	Ø 17,78 180,0x38	MANDO	
1.5 Eng.G4EB (66kW)	1/00-6/06	F	R		22-0081-1		Ake	Th 15,0	
	00-06				23-0955			Ø 241,0 Th 19,0-17,0	Vent.
	1/00-6/06	F	R		53-0167		Mando	180,0x35	Only Verna, Hand Brake
	1/00-6/06	F	R		53-0170		Mando	180,0x38	
	00-7/02	F	R		51-0211		Mando	Ø 19,05 180,0x38	MANDO

		Spare Parts	F/R	L/R	METELLI ref.	METELLI ref. w/KIT		DIMENSIONS mm.	NOTE
1.5 Eng.G4EB (66kW)	8/02-06		R		51-0210		Mando	Ø 17,78 180,0x38	MANDO
1.5 Eng.G4EC-G (75kW)	9/00-6/06		F		22-0081-1		Ake	Th 15,0	
	00-06		F		23-0955			Ø 241,0 Th 19,0-17,0	Vent.
	9/00-6/06		R		53-0167		Mando	180,0x35	Only Verna, Hand Brake
	9/00-6/06		R		53-0170		Mando	180,0x38	
	00-7/02		R		51-0211		Mando	Ø 19,05 180,0x38	MANDO
	9/02-06		R		51-0210		Mando	Ø 17,78 180,0x38	MANDO
1.5 CRDi Eng.D3EA (60kW)	4/02-6/06		F		22-0081-1		Ake	Th 15,0	
	02-06		F		23-0955			Ø 241,0 Th 19,0-17,0	Vent.
	4/02-6/06		R		53-0170		Mando	180,0x38	
	4/02-8/02		R		51-0211		Mando	Ø 19,05 180,0x38	MANDO
	9/02-06		R		51-0210		Mando	Ø 17,78 180,0x38	MANDO
1.6 Eng.G4ED-G (77kW)	12/02-6/06		F		22-0081-1		Ake	Th 15,0	
	02-06		F		23-0955			Ø 241,0 Th 19,0-17,0	Vent.
	12/02-6/06		R		53-0170		Mando	180,0x38	
<b>Accent III (MC) 6/06-</b>									
1.4 Eng.G4EE (71kW)	6/06-		F		22-0724-0		Mando	Th 17,5	
	6/06-		R		22-0725-0		Mando	Th 15,5	
	06-		F		23-0930			Ø 256,0 Th 22,0-20,0	Vent.
	06-		R		23-0931			Ø 262,0 Th 10,0-8,4	+ABS
	6/06-		R		53-0187			170,0x32	
	6/06-		R		53-0182		Mando	203,2x32	
1.5 CRDi Eng.D4FA (81kW)	6/06-		F		22-0724-0		Mando	Th 17,5	
	6/06-		R		22-0725-0		Mando	Th 15,5	
	06-		F		23-0930			Ø 256,0 Th 22,0-20,0	Vent.
	06-		R		23-0931			Ø 262,0 Th 10,0-8,4	+ABS
	6/06-		R		53-0187			170,0x32	
	6/06-		R		53-0182		Mando	203,2x32	
1.6 GLS Eng.G4ED (82kW)	6/06-		F		22-0724-0		Mando	Th 17,5	
	6/06-		R		22-0725-0		Mando	Th 15,5	
	06-		F		23-0930			Ø 256,0 Th 22,0-20,0	Vent.
	06-		R		23-0931			Ø 262,0 Th 10,0-8,4	+ABS
<b>Atos (MX)/ Amica 2/98-</b>									
1.0 i Eng.G4HC (40kW)	-02		F		22-0361-0		Ake	Th 15,5	
	02-		F		22-0502-0		Mando	Th 16,0	
	2/98-		F		23-0594			Ø 230,0 Th 11,0-9,4	
	2/98-		R		53-0168		Mando	180,0x32	
	2/98-		R		18-0349			Ø 180,0	
	2/98-		R		18-0362			Ø 180,0	+ABS
	98-02		R		51-0209		Mando	Ø 17,78 180,0x32	MANDO
1.0 i Eng.G4HC-E (43kW)	-02		F		22-0361-0		Ake	Th 15,5	
	02-		F		22-0502-0		Mando	Th 16,0	
	01-		F		23-0594			Ø 230,0 Th 11,0-9,4	-ABS
	01-		F		23-0836			Ø 234,0 Th 18,0-16,0	Vent., +ABS
	3/01-		R		53-0168		Mando	180,0x32	
	01-02		R		51-0209		Mando	Ø 17,78 180,0x32	MANDO
1.1 Eng.G4HG (46kW)	04-		F		22-0502-0		Mando	Th 16,0	
	04-		F		23-0905			Ø 234,0 Th 18,0-16,0	Vent.
	3/04-		R		53-0168		Mando	180,0x32	
<b>Atos Prime (MX)/ Amica 8/99-</b>									
1.0 i Eng.G4HC (40kW)	-02		F		22-0361-0		Ake	Th 15,5	
	02-		F		22-0502-0		Mando	Th 16,0	
	99-		F		23-0594			Ø 230,0 Th 11,0-9,4	
	8/99-		R		53-0168		Mando	180,0x32	
	99-		R		18-0349			Ø 180,0	
	99-		R		18-0362			Ø 180,0	+ABS
	99-02		R		51-0209		Mando	Ø 17,78 180,0x32	MANDO
1.0 i Eng.G4HC-E (43kW)	-02		F		22-0361-0		Ake	Th 15,5	
	02-		F		22-0502-0		Mando	Th 16,0	
	01-		F		23-0594			Ø 230,0 Th 11,0-9,4	-ABS
	01-		F		23-0836			Ø 234,0 Th 18,0-16,0	Vent., +ABS
	3/01-		R		53-0168		Mando	180,0x32	
	01-		R		18-0349			Ø 180,0	
	01-		R		18-0362			Ø 180,0	+ABS
01-02		R		51-0209		Mando	Ø 17,78 180,0x32	MANDO	
1.1 Eng.G4HD (43kW)	6/03-		F		22-0502-0		Mando	Th 16,0	
	03-		F		23-0905			Ø 234,0 Th 18,0-16,0	Vent.



























































		Spare Parts	F/R	L/R	METELLI ref.	METELLI ref. w/KIT		DIMENSIONS mm.	NOTE
1.1 Eng.G4HD (43kW)	6/03-		R		53-0168		Mando	180,0x32	
1.1 12v Eng.G4HG (46kW)	9/05-		F		22-0502-0		Mando	Th 16,0	
	05-		F		23-0905			Ø 234,0 Th 18,0-16,0	Vent.
<b>Centennial / Equus 1/99-</b>									
3.5 Eng.JS350 (155kW)	1/99-		F		22-0364-0		Mando	Th 17,0	
4.5 V8 Eng.VS450 (198kW)	-02		F		22-0364-0		Mando	Th 17,0	
	02-		F		22-0633-0		Mando	Th 17,0	
<b>Coupe I (RD)/Tiburon 8/96-4/02</b>									
1.6 16v Eng.G4GR/ G4DR (84kW)	12/96-4/02		F		22-0188-1		Sum	Th 17,0	
	9/98-02		F		23-0787			Ø 257,0 Th 24,0-22,4	Vent., +ABS
	96-8/98		F		23-0405			Ø 257,0 Th 22,0-20,0	Vent., -ABS
	96-02		R		23-0713			Ø 258,0 Th 10,0-8,0	+ABS
	12/96-4/02		R		53-0166		Mando	203,2x39	
	12/96-4/02		R		53-0171		Mando	203,2x39	Hand Brake
	97-02		R		18-0226			Ø 203,2	
	96-02		R		51-0236		Mando	Ø 19,05 203,2x39	MANDO
2.0 16v Eng.G4GF (102kW)	8/96-4/02		F		22-0188-1		Sum	Th 17,0	
	8/96-4/02		R		22-0362-0		Sum	Th 14,0	
	9/98-02		F		23-0787			Ø 257,0 Th 24,0-22,4	Vent., +ABS
	96-8/98		F		23-0405			Ø 257,0 Th 22,0-20,0	Vent., -ABS
	96-02		R		23-0713			Ø 258,0 Th 10,0-8,0	+ABS
2.0 16v Eng.G4GF-EG (99kW)	3/01-4/02		F		22-0188-1		Sum	Th 17,0	
	3/01-4/02		R		22-0362-0		Sum	Th 14,0	
	01-02		F		23-0787			Ø 257,0 Th 24,0-22,4	Vent.
	01-02		R		23-0713			Ø 258,0 Th 10,0-8,0	
<b>Coupe II (GK) 3/02-</b>									
1.6 16v Eng.G4ED-G (77-79kW)	3/02-		F		22-0503-0		Mando	Th 17,0	
	3/02-		R		22-0362-0		Sum	Th 14,0	
	02-		F		23-0789			Ø 280,0 Th 26-24,4	Vent.
2.0 Eng.G4GC-G (102kW)	3/02-		F		22-0503-0		Mando	Th 17,0	
	3/02-		R		22-0362-0		Sum	Th 14,0	
	3/02-		F		23-0789			Ø 280,0 Th 26-24,4	Vent.
2.0 Eng.G4GC-G (105kW)	2/03-		F		22-0503-0		Mando	Th 17,0	
	2/03-		R		22-0362-0		Sum	Th 14,0	
	2/03-		F		23-0789			Ø 280,0 Th 26-24,4	Vent.
2.7 V6 Eng.G6BA-G (121-123kW)	3/02-		F		22-0503-0		Mando	Th 17,0	
	3/02-		R		22-0362-0		Sum	Th 14,0	
	3/02-		F		23-0789			Ø 280,0 Th 26-24,4	Vent.
	3/02-		F			53-0179Y		Ø 280,0 Th 26-24,4	Vent.
<b>Elantra (XD) 6/00-</b>									
1.6 Eng.G4ED (66kW)	6/00-7/03		R		53-0171		Mando	203,2x39	Hand Brake
1.6 Eng.G4ED-G (77kW)	-05		F		22-0504-0		Sum	Th 17,5	
	05-		F		22-0503-0		Mando	Th 17,0	
	5/03-		R		22-0362-0		Sum	Th 14,0	+ABS
	03-		R		23-0713			Ø 258,0 Th 10,0-8,0	+ABS
	03-		R			53-0179Y		Ø 258,0 Th 10,0-8,0	+ABS
	5/03-		R		53-0171		Mando	203,2x39	Hand Brake
	5/03-		R		53-0176		Mando	203,2x39	GLS, Hand Brake
	03-		R		51-0212		Mando	Ø 19,05 203,2x39	MANDO
1.6 Eng.G4ED-G (79kW)	-01		F		22-0188-0		Sum	Th 17,0	
	01-05		F		22-0504-0		Sum	Th 17,5	
	05-		F		22-0503-0		Mando	Th 17,0	
	6/00-		R		22-0362-0		Sum	Th 14,0	+ABS
	00-11/04		F		23-0591			Ø 258,0 Th 24,0-22,0	Vent.
	00-		R		23-0713			Ø 258,0 Th 10,0-8,0	
	00-		R			53-0179Y		Ø 258,0 Th 10,0-8,0	
	6/00-		R		53-0171		Mando	203,2x39	Hand Brake
	6/00-		R		53-0176		Mando	203,2x39	GLS, Hand Brake
	00-		R		51-0212		Mando	Ø 19,05 203,2x39	MANDO
1.6 Eng.G4GA (82kW)	-05		F		22-0504-0		Sum	Th 17,5	
	05-		F		22-0503-0		Mando	Th 17,0	
	9/03-		R		22-0362-0		Sum	Th 14,0	+ABS
	04-		F		23-0591			Ø 258,0 Th 24,0-22,0	Vent.
	04-		F			53-0179Y		Ø 258,0 Th 24,0-22,0	Vent.
	9/03-		R		53-0171		Mando	203,2x39	Hand Brake
	9/03-		R		53-0176		Mando	203,2x39	GLS, Hand Brake



		Spare Parts	F/R	L/R	METELLI ref.	METELLI ref. w/KIT		DIMENSIONS mm.	NOTE
1.6 CRDi Eng.D4FB (85kW)	2/06-2/06-		F		22-0503-0		Mando	Th 17,0	
			R		22-0362-0		Sum	Th 14,0	+ABS
1.8 Eng.G4GB (98kW)	-05-11/02-11/02-11/02-		F		22-0504-0		Sum	Th 17,5	
			R		22-0362-0		Sum	Th 14,0	+ABS
			R		53-0171		Mando	203,2x39	Hand Brake
			R		53-0176		Mando	203,2x39	GLS, Hand Brake
1.8 Eng.G4GM-G (97kW)	-01-01-05-6/00-00-6/03-00-6/00-6/00-		F		22-0188-0		Sum	Th 17,0	
			F		22-0504-0		Sum	Th 17,5	
			R		22-0362-0		Sum	Th 14,0	+ABS
			F		23-0591			Ø 258,0 Th 24,0-22,0	Vent.
			R		23-0713			Ø 258,0 Th 10,0-8,0	+ABS
			R		53-0171		Mando	203,2x39	Hand Brake
			R		53-0176		Mando	203,2x39	GLS, Hand Brake
			R		53-0166		Mando	203,2x39	Sedan
2.0 Eng.G4GC-G (102kW)	-01-01-05-05-6/00-00-6/03-6/00-6/00-6/00-6/00-6/00-00-		F		22-0188-0		Sum	Th 17,0	
			F		22-0504-0		Sum	Th 17,5	
			F		22-0503-0		Mando	Th 17,0	
			R		22-0362-0		Sum	Th 14,0	+ABS
			F		23-0591			Ø 258,0 Th 24,0-22,0	Vent.
			R		23-0713			Ø 258,0 Th 10,0-8,0	
			R			53-0179Y		Ø 258,0 Th 10,0-8,0	
			R		53-0171		Mando	203,2x39	Hand Brake
			R		53-0176		Mando	203,2x39	GLS, Hand Brake
			R		53-0166		Mando	203,2x39	Sedan
			R		51-0212		Mando	Ø 19,05 203,2x39	MANDO
			2.0 Eng.G4GC-G (104kW)	-01-01-05-05-6/00-00-6/03-6/00-6/00-6/00-6/00-00-		F		22-0188-0	
F		22-0504-0					Sum	Th 17,5	
F		22-0503-0					Mando	Th 17,0	
R		22-0362-0					Sum	Th 14,0	+ABS
F		23-0591						Ø 258,0 Th 24,0-22,0	Vent.
R		23-0713						Ø 258,0 Th 10,0-8,0	+ABS
R						53-0179Y		Ø 258,0 Th 10,0-8,0	+ABS
R		53-0171					Mando	203,2x39	Hand Brake
R		53-0176					Mando	203,2x39	GLS, Hand Brake
R		53-0166					Mando	203,2x39	Sedan
R		51-0212					Mando	Ø 19,05 203,2x39	MANDO
2.0 Eng.G4GC-G (105kW)	-05-05-10/03-10/03-10/03-10/03-10/03-					F		22-0504-0	
			F		22-0503-0		Mando	Th 17,0	
			R		22-0362-0		Sum	Th 14,0	+ABS
			R			53-0179Y	Sum	Th 14,0	+ABS
			R		53-0171		Mando	203,2x39	Hand Brake
			R		53-0176		Mando	203,2x39	GLS, Hand Brake
			R		53-0166		Mando	203,2x39	Sedan
			R		51-0212		Mando	Ø 19,05 203,2x39	MANDO
2.0 CRDi Eng.D4EA (83kW)	01-05-05-4/01-01-6/03-01-01-4/01-4/01-01-		F		22-0504-0		Sum	Th 17,5	
			F		22-0503-0		Mando	Th 17,0	
			R		22-0362-0		Sum	Th 14,0	+ABS
			F		23-0591			Ø 258,0 Th 24,0-22,0	Vent.
			R		23-0713			Ø 258,0 Th 10,0-8,0	+ABS
			R			53-0179Y		Ø 258,0 Th 10,0-8,0	+ABS
			R		53-0171		Mando	203,2x39	Hand Brake
			R		53-0176		Mando	203,2x39	Hand Brake
			R		51-0212		Mando	Ø 19,05 203,2x39	MANDO
			R		51-0212		Mando	Ø 19,05 203,2x39	MANDO
<b>Excel I (X1) 1/86-1/90</b>									
1.3 Eng.G13B (50kW)	1/85-1/85-		F		22-0081-0		Ake	Th 15,0	
			F		22-0228-0		Sum	Th 14,0	
1.5 Eng.G15B (53kW)	1/86-1/90-1/86-1/90-1/86-1/90		F		22-0081-0		Ake	Th 15,0	
			F		22-0228-0		Sum	Th 14,0	
			R		53-0253	53-0253Y	Ake	180,0x36	Hand Brake
<b>Excel II (X2) 1/90-5/96</b>									
1.3 Eng.G4DG (43kW)	1/90-5/96-1/90-5/96-90-94-2/96-5/96-90-93		F		22-0081-0		Ake	Th 15,0	
			F		22-0228-0		Sum	Th 14,0	
			F		23-0393			Ø 242,0 Th 19,0-17,0	Vent.
			R		18-0228			Ø 180,0	
			R		18-0227		Mando	Ø 180,0	
1.3 12v Eng.G4N (62kW)	1/90-5/96-1/90-5/96-94-		F		22-0081-0		Ake	Th 15,0	
			F		22-0228-0		Sum	Th 14,0	
			F		23-0393			Ø 242,0 Th 19,0-17,0	Vent.






























































		Spare Parts	F/R	L/R	METELLI ref.	METELLI ref. w/KIT		DIMENSIONS mm.	NOTE
1.5 Eng.G4DJ (53kW)	1/90-5/96		F		22-0081-0		Ake	Th 15,0	
	1/90-5/96		F		22-0228-0		Sum	Th 14,0	
	90-94		F		23-0393			Ø 242,0 Th 19,0-17,0	Vent.
	1/90-5/96		R		53-0165		Bdx	180,0x34	GLS, SLX, SGX, Hand Brake
	1/90-5/96		R		53-0167		Mando	180,0x35	Hand Brake
	2/96-5/96		R		18-0228			Ø 180,0	
1.5 12v Eng.G4EK (65kW)	90-93		R		18-0227		Mando	Ø 180,0	
	1/90-5/96		F		22-0081-0		Ake	Th 15,0	
	1/90-5/96		F		22-0228-0		Sum	Th 14,0	
	94-		F		23-0393			Ø 242,0 Th 19,0-17,0	Vent.
	1/90-5/96		R		53-0165		Bdx	180,0x34	GLS, SLX, SGX, Hand Brake
1/90-5/96		R		53-0167		Mando	180,0x35	Hand Brake	
1.5i GT 16v Eng.G4EC-G (75kW)	94-		F		23-0393			Ø 242,0 Th 19,0-17,0	Vent.
<b>Galloper II (JK-01) 8/98-</b>									
2.5 TD Eng.D4BH (65kW)	8/98-		F		22-0363-0		Sum	Th 17,0	
	8/98-		R		53-0173			270,0x54	Hand Brake
2.5 TD Eng.D4BH (77kW)	8/98-		F		22-0363-0		Sum	Th 17,0	
	8/98-		R		53-0173			270,0x54	Hand Brake
2.5 TD intercooler Eng.D4BH (73kW)	8/98-		F		22-0363-0		Sum	Th 17,0	
	8/98-		R		53-0173			270,0x54	Hand Brake
3.0i V6 Eng.G6AT (104kW)	8/98-		F		22-0363-0		Sum	Th 17,0	
	8/98-		R		22-0514-0		Sum	Th 15,0	
	8/98-		R		53-0173			270,0x54	Hand Brake
<b>Getz (TB) 9/02-</b>									
1.1 Eng.G4HD/SOCH 12v (46kW)	9/02-		F		22-0081-1		Ake	Th 15,0	
	9/02-		F		23-0626			Ø 241,0 Th 19,0-17,0	Vent., -ABS
	9/02-		F		23-0788			Ø 255,7 Th 19,0-17,0	Vent., +ABS
	9/02-		R		53-0178		Mando	180,0x32	-ABS
	9/02-		R		53-0177		Mando	203,2x32	+ABS
	02-		R		51-0213		Mando	Ø 17,78 180,0x32	MANDO, -ABS
	02-		R		51-0215		Mando	Ø 17,78 203,2x32	MANDO, +ABS
1.1 Eng.G4HG (49kW)	12/05-		F		22-0081-1		Ake	Th 15,0	
	05-		F		23-0788			Ø 255,7 Th 19,0-17,0	Vent.
	12/05-		R		53-0186			170,0x32	
	02-		R		51-0215		Mando	Ø 17,78 203,2x32	MANDO, +ABS
	05-		R		51-0213		Mando	Ø 17,78 180,0x32	MANDO, -ABS
1.3 Eng.G4EA (60kW)	9/02-		F		22-0081-1		Ake	Th 15,0	
	9/02-		F		23-0626			Ø 241,0 Th 19,0-17,0	Vent., -ABS
	9/02-		F		23-0788			Ø 255,7 Th 19,0-17,0	Vent., +ABS
	9/02-		R		53-0178		Mando	180,0x32	-ABS
	9/02-		R		53-0177		Mando	203,2x32	+ABS
	02-		R		51-0213		Mando	Ø 17,78 180,0x32	MANDO, -ABS
	02-		R		51-0215		Mando	Ø 17,78 203,2x32	MANDO, +ABS
1.3 Eng.G4EA (63kW)	9/03-		F		22-0081-1		Ake	Th 15,0	
	03-		F		23-0788			Ø 255,7 Th 19,0-17,0	Vent., +ABS
	9/03-		R		53-0178		Mando	180,0x32	-ABS
	9/03-		R		53-0177		Mando	203,2x32	+ABS
	03-		R		51-0213		Mando	Ø 17,78 180,0x32	MANDO, -ABS
	03-		R		51-0215		Mando	Ø 17,78 203,2x32	MANDO, +ABS
1.4 16v Eng.G4EE (71kW)	05-		F		23-0788			Ø 255,7 Th 19,0-17,0	Vent.
	12/05-		R		53-0186			170,0x32	
	05-		R		51-0213		Mando	Ø 17,78 180,0x32	MANDO, -ABS
	05-		R		51-0215		Mando	Ø 17,78 203,2x32	MANDO, +ABS
1.5 CRDi Eng.D3EA (60kW)	3/03-		F		22-0081-1		Ake	Th 15,0	
	3/03-		F		23-0788			Ø 255,7 Th 19,0-17,0	Vent., +ABS
	03-		R		23-0931			Ø 262,0 Th 10,0-8,4	+ABS
	3/03-		R		53-0178		Mando	180,0x32	-ABS
	3/03-		R		53-0177		Mando	203,2x32	+ABS
	03-		R		51-0213		Mando	Ø 17,78 180,0x32	MANDO, -ABS
	03-		R		51-0215		Mando	Ø 17,78 203,2x32	MANDO, +ABS
1.5 CRDi Eng.D4FA (65kW)	12/05-		F		22-0081-1		Ake	Th 15,0	
	05-		F		23-0788			Ø 255,7 Th 19,0-17,0	Vent.
	05-		F		23-0788			Ø 255,7 Th 19,0-17,0	Vent., +ABS
	05-		R		23-0931			Ø 262,0 Th 10,0-8,4	+ABS
	12/05-		R		53-0186			170,0x32	
	05-		R		51-0213		Mando	Ø 17,78 180,0x32	MANDO, -ABS
	05-		R		51-0215		Mando	Ø 17,78 203,2x32	MANDO, +ABS

		Spare Parts	F/R	L/R	METELLI ref.	METELLI ref. w/KIT		DIMENSIONS mm.	NOTE
1.5 CRDi Eng.D4FA (81kW)	8/05-		F		22-0081-1		Ake	Th 15,0	
	05-		R		23-0931			Ø 262,0 Th 10,0-8,4	+ABS
	8/05-		R		53-0186			170,0x32	
	05-		R		51-0213		Mando	Ø 17,78 180,0x32	MANDO, -ABS
	05-		R		51-0215		Mando	Ø 17,78 203,2x32	MANDO, +ABS
1.6 Eng.G4ED-G (77kW)	9/02-		F		22-0081-1		Ake	Th 15,0	
	9/02-		F		23-0626			Ø 241,0 Th 19,0-17,0	Vent., -ABS
	9/02-		F		23-0788			Ø 255,7 Th 19,0-17,0	Vent., +ABS
	02-05		R		23-0931			Ø 262,0 Th 10,0-8,4	+ABS
	8/05-		R		53-0186			170,0x32	
	9/02-		R		53-0178		Mando	180,0x32	-ABS
	9/02-		R		53-0177		Mando	203,2x32	+ABS
	02-		R		51-0213		Mando	Ø 17,78 180,0x32	MANDO, -ABS
	02-		R		51-0215		Mando	Ø 17,78 203,2x32	MANDO, +ABS
<b>i10 5/08-</b>									
1.1 12v Eng.G4HG (49kW)	08-		F		22-0629-0		Sum	Th 16,5	
	08-		R		22-0815-0		Sum	Th 14,5	
1.1 CRDi Eng.D3FA (55kW)	08-		F		22-0629-0		Sum	Th 16,5	
	08-		R		22-0815-0		Sum	Th 14,5	
1.2 16v Eng.G4LA (57kW)	08-		F		22-0629-0		Sum	Th 16,5	
	08-		R		22-0815-0		Sum	Th 14,5	
<b>i20 3/09-</b>									
1.2 Eng.G4LA (57kW)	09-		F		23-0930			Ø 256,0 Th 22,0-20,0	Vent., +ESP
	09-		R		23-0931			Ø 262,0 Th 10,0-8,4	
	09-		R		53-0189		Mando	203,2x32	
1.4 Eng.G4FA (74kW)	09-		F		23-0930			Ø 256,0 Th 22,0-20,0	Vent., +ESP
	09-		R		23-0931			Ø 262,0 Th 10,0-8,4	
	3/09-		R		53-0189		Mando	203,2x32	
1.6 (93kW)	09-		F		23-0930			Ø 256,0 Th 22,0-20,0	Vent., +ESP
	09-		R		23-0931			Ø 262,0 Th 10,0-8,4	
1.6 CRDi Eng.D4FB (85kW)	09-		F		23-0930			Ø 256,0 Th 22,0-20,0	Vent., +ESP
	09-		R		23-0931			Ø 262,0 Th 10,0-8,4	
	3/09-		R		53-0189		Mando	203,2x32	
<b>i30, SW 9/07-</b>									
1.4 (77kW)	10/07-		R		53-0185			170,0x27	
1.4 16v Eng.G4FA (80kW)	9/07-		F		22-0513-0		Mando	Th 16,5	
	9/07-		R		22-0725-0		Mando	Th 15,5	
	9/07-		F		23-0925			Ø 300,0 Th 28,0-26,4	Vent.
	07-		R		23-0928			Ø 262,0 Th 10,0-8,4	
	9/07-		R		53-0185			170,0x27	
1.6 (85kW)	10/07-		R		53-0185			170,0x27	
1.6 16v Eng.G4FC (90kW)	9/07-		F		22-0513-0		Mando	Th 16,5	
	9/07-		R		22-0725-0		Mando	Th 15,5	
	9/07-		F		23-0925			Ø 300,0 Th 28,0-26,4	Vent.
	07-		R		23-0928			Ø 262,0 Th 10,0-8,4	
	9/07-		R		53-0185			170,0x27	
1.6 16v Eng.G4FC (93kW)	6/08-		F		22-0513-0		Mando	Th 16,5	
	6/08-		R		22-0725-0		Mando	Th 15,5	
1.6 CRDi 16v Eng.D4FB (85kW)	9/07-		F		22-0513-0		Mando	Th 16,5	
	9/07-		R		22-0725-0		Mando	Th 15,5	
	07-		F		23-0927			Ø 280,0 Th 26,0-24,4	Vent.
	9/07-		F		23-0925			Ø 300,0 Th 28,0-26,4	Vent., 16Inch Wheels
	07-		R		23-0928			Ø 262,0 Th 10,0-8,4	
	9/07-		R		53-0185			170,0x27	
1.6 CRDi 16v Eng.D4FB-L (66kW)	9/07-		F		22-0513-0		Mando	Th 16,5	
	9/07-		R		22-0725-0		Mando	Th 15,5	
	07-		F		23-0927			Ø 280,0 Th 26,0-24,4	Vent.
	07-		R		23-0928			Ø 262,0 Th 10,0-8,4	
	9/07-		R		53-0185			170,0x27	
2.0 16v Eng.G4GC (105kW)	10/07-		F		22-0513-0		Mando	Th 16,5	
	10/07-		R		22-0725-0		Mando	Th 15,5	
	9/07-		F		23-0925			Ø 300,0 Th 28,0-26,4	Vent.
	07-		R		23-0928			Ø 262,0 Th 10,0-8,4	
	10/07-		R		53-0185			170,0x27	
2.0 CRDi Eng.D4EA (103kW)	10/07-		F		22-0513-0		Mando	Th 16,5	
	10/07-		R		22-0725-0		Mando	Th 15,5	
	9/07-		F		23-0925			Ø 300,0 Th 28,0-26,4	Vent.




		Spare Parts	F/R	L/R	METELLI ref.	METELLI ref. w/KIT		DIMENSIONS mm.	NOTE
2.0 CRDi Eng.D4EA (103kW)	07-		R		23-0928			Ø 262,0 Th 10,0-8,4	
	10/07-		R		53-0185			170,0x27	
<b>ix55 9/08-</b>									
3.0 V6 CRDi (176kW)	9/08-		R		53-0188			212,0x40	
<b>Lantra I (J-1) 10/90-11/95</b>									
1.5 Eng.G15B/ G4DJ (63-53kW)	10/90-11/95		F		22-0081-1		Ake	Th 15,0	
	92-95		F		23-0405			Ø 257,0 Th 22,0-20,0	Vent.
	10/90-11/95		R		53-0166		Mando	203,2x39	
	10/90-11/95		R		53-0171		Mando	203,2x39	Hand Brake
1.6 i.e. 16v Eng.G4CR (78-84kW)	10/90-11/95		F		22-0188-0		Sum	Th 17,0	
	10/90-11/95		R		22-0362-0		Sum	Th 14,0	
	91-95		F		23-0405			Ø 257,0 Th 22,0-20,0	Vent.
	10/90-11/95		R		53-0166		Mando	203,2x39	
	10/90-11/95		R		53-0171		Mando	203,2x39	Hand Brake
1.8 i.e. 16v Eng.G4CN (93kW)	10/90-11/95		F		22-0188-0		Sum	Th 17,0	
	10/90-11/95		R		22-0362-0		Sum	Th 14,0	
	92-95		F		23-0405			Ø 257,0 Th 22,0-20,0	Vent.
	10/90-11/95		R		53-0171		Mando	203,2x39	Hand Brake
<b>Lantra II (J-2), SW 11/95-9/00</b>									
1.5 12v Eng.G4EK (65kW)	12/96-9/00		F		22-0188-0		Sum	Th 17,0	
	96-98		F		23-0405			Ø 257,0 Th 22,0-20,0	Vent., +ABS
	98-00		F		23-0787			Ø 257,0 Th 24,0-22,4	Vent., +ABS
	96-00		R		23-0713			Ø 258,0 Th 10,0-8,0	+ABS
	12/96-9/00		R		53-0171		Mando	203,2x39	Hand Brake
	96-00		R		18-0226			Ø 203,2	
1.6 16v Eng.G4GR/ G4DR (84kW)	11/95-9/00		F		22-0188-0		Sum	Th 17,0	
	11/95-9/00		R		22-0362-0		Sum	Th 14,0	
	95-00		F		23-0405			Ø 257,0 Th 22,0-20,0	Vent., +ABS
	95-00		R		23-0713			Ø 258,0 Th 10,0-8,0	+ABS
	11/95-9/00		R		53-0171		Mando	203,2x39	Hand Brake
1.6 i Eng.G4GR (66kW)	11/95-9/00		F		22-0188-0		Sum	Th 17,0	
	11/95-9/00		R		22-0362-0		Sum	Th 14,0	
	95-00		F		23-0405			Ø 257,0 Th 22,0-20,0	Vent.
	95-00		R		23-0713			Ø 258,0 Th 10,0-8,0	
	11/95-9/00		R		53-0171		Mando	203,2x39	Hand Brake
1.8 16v Eng.G4GM (94kW)	11/95-9/00		F		22-0188-0		Sum	Th 17,0	
	11/95-9/00		R		22-0362-0		Sum	Th 14,0	
	95-00		F		23-0405			Ø 257,0 Th 22,0-20,0	Vent., +ABS
	95-00		R		23-0713			Ø 258,0 Th 10,0-8,0	+ABS
	11/95-9/00		R		53-0171		Mando	203,2x39	Hand Brake
1.9 D Eng.XUD9 (50kW)	11/95-9/00		R		53-0166		Mando	203,2x39	GLS
	95-00		R		18-0226			Ø 203,2	
	3/98-9/00		F		22-0188-0		Sum	Th 17,0	
	3/98-4/98		F		23-0405			Ø 257,0 Th 22,0-20,0	Vent., +ABS
	5/98-00		F		23-0787			Ø 257,0 Th 24,0-22,4	Vent., +ABS
2.0 16v Eng.G4GF (102kW)	98-00		R		23-0713			Ø 258,0 Th 10,0-8,0	+ABS
	3/98-9/00		R		53-0171		Mando	203,2x39	Hand Brake
	98-00		R		18-0226			Ø 203,2	
	8/96-9/00		F		22-0188-0		Sum	Th 17,0	
	8/96-9/00		R		22-0362-0		Sum	Th 14,0	
Matrix (FC) 6/01-	96-00		F		23-0405			Ø 257,0 Th 22,0-20,0	Vent., +ABS
	96-00		R		23-0713			Ø 258,0 Th 10,0-8,0	+ABS
	8/96-9/00		R		53-0171		Mando	203,2x39	Hand Brake
	01-		R		51-0212		Mando	Ø 19,05 203,2x39	MANDO
1.5 CRDi Eng.D3EA (60kW)	-05		F		22-0188-0		Sum	Th 17,0	
	05-		F		22-0504-0		Sum	Th 17,5	
	6/01-		F		23-0591			Ø 258,0 Th 24,0-22,0	Vent.
	03-		R		53-0176		Mando	203,2x39	Hand Brake
	10/01-		R		53-0171		Mando	203,2x39	Hand Brake
1.5 CRDi Eng.D4FA (75kW)	10/01-		R		53-0175		Mando	228,6x45	
	01-		R		51-0212		Mando	Ø 19,05 203,2x39	MANDO
	-05		F		22-0188-0		Sum	Th 17,0	
	05-		F		22-0504-0		Sum	Th 17,5	
	04-		F		23-0591			Ø 258,0 Th 24,0-22,0	Vent.
	03-		R		53-0176		Mando	203,2x39	Hand Brake

1.5 CRDi Eng.D4FA (75kW)	12/04-		R		53-0171		Mando	203,2x39	Hand Brake
	12/04-		R		53-0175		Mando	228,6x45	
	04-		R		51-0212		Mando	Ø 19,05 203,2x39	MANDO
1.5 CRDi Eng.D4FA (81kW)	06-		F		22-0504-0		Sum	Th 17,5	
	06-		F		23-0591			Ø 258,0 Th 24,0-22,0	Vent.
	03-		R		53-0176		Mando	203,2x39	Hand Brake
	2/06-		R		53-0171		Mando	203,2x39	Hand Brake
	2/06-		R		53-0175		Mando	228,6x45	
	06-		R		51-0212		Mando	Ø 19,05 203,2x39	MANDO
1.6 Eng.G4ED-G (76kW)	-05		F		22-0188-0		Sum	Th 17,0	
	05-		F		22-0504-0		Sum	Th 17,5	
	6/01-		F		23-0591			Ø 258,0 Th 24,0-22,0	Vent.
	03-		R		53-0176		Mando	203,2x39	Hand Brake
	6/01-		R		53-0171		Mando	203,2x39	Hand Brake
	6/01-		R		53-0175		Mando	228,6x45	
	01-		R		51-0212		Mando	Ø 19,05 203,2x39	MANDO
1.6 Eng.G4ED-L (66kW)	03-		R		53-0176		Mando	203,2x39	Hand Brake
	1/02-12/05		R		53-0171		Mando	203,2x39	Hand Brake
	1/02-12/05		R		53-0175		Mando	228,6x45	
1.8 Eng.G4GB-G (90kW)	-05		F		22-0188-0		Sum	Th 17,0	
	05-		F		22-0504-0		Sum	Th 17,5	
	6/01-		F		23-0591			Ø 258,0 Th 24,0-22,0	Vent.
	03-		R		53-0176		Mando	203,2x39	Hand Brake
	6/01-		R		53-0175		Mando	228,6x45	
	01-		R		51-0212		Mando	Ø 19,05 203,2x39	MANDO
<b>Pony I 6/74-9/89</b>									
1.2, Wagon Eng.4G36 (40-41-59kW)	6/74-		F		22-0228-0		Sum	Th 14,0	
	6/74-9/89		R		53-0103		Luc	203,2x38	Hand Brake
	90-91		R		18-0227		Mando	Ø 180,0	
1.4, Wagon Eng.4G33 (50-68kW)	8/77-		F		22-0228-0		Sum	Th 14,0	
	8/77-9/89		R		53-0103		Luc	203,2x38	Hand Brake
	90-91		R		18-0227		Mando	Ø 180,0	
1.5 Eng.G15B/ G4DJ (53kW)	10/85-9/89		F		22-0228-0		Sum	Th 14,0	
	-89		R		18-0227		Mando	Ø 180,0	
<b>Pony II (X-2) 10/89-1/95</b>									
1.3 (48kW)	12/92-9/94		R		53-0165		Bdx	180,0x34	Hand Brake
1.3 Eng.G13B (49kW)	10/89-1/95		F		22-0081-0		Ake	Th 15,0	
	10/89-1/95		F		22-0081-1		Ake	Th 15,0	
	89-94		F		23-0393			Ø 242,0 Th 19,0-17,0	Vent.
	10/89-1/95		R		53-0165		Bdx	180,0x34	Hand Brake
	91-94		R		18-0227		Mando	Ø 180,0	
95-		R		18-0228			Ø 180,0		
1.3 Eng.G4DG (43kW)	10/89-1/95		F		22-0081-0		Ake	Th 15,0	
	10/89-1/95		F		22-0081-1		Ake	Th 15,0	
	89-94		F		23-0393			Ø 242,0 Th 19,0-17,0	Vent.
	10/89-1/95		R		53-0165		Bdx	180,0x34	Hand Brake
	91-94		R		18-0227		Mando	Ø 180,0	
95-		R		18-0228			Ø 180,0		
1.3 12v Eng.G4N (62kW)	10/89-1/95		F		22-0081-0		Ake	Th 15,0	
	10/89-1/95		F		22-0081-1		Ake	Th 15,0	
	10/89-1/95		R		53-0165		Bdx	180,0x34	Hand Brake
1.5 Eng.G15B/ G4DJ (53-61-62kW)	10/89-1/95		F		22-0081-0		Ake	Th 15,0	
	10/89-1/95		F		22-0081-1		Ake	Th 15,0	
	94-		F		23-0393			Ø 242,0 Th 19,0-17,0	Vent.
	10/89-1/95		R		53-0165		Bdx	180,0x34	Hand Brake
	91-94		R		18-0227		Mando	Ø 180,0	
95-		R		18-0228			Ø 180,0		
<b>S Coupe (SLC) 2/90-5/96</b>									
1.5 Eng.G15B/ G4DJ (62-53kW)	-91		F		22-0081-0		Ake	Th 15,0	
	91-92		F		22-0723-0		Ake	Th 16,0	
	92-		F		22-0081-1		Ake	Th 15,0	
	92-		F		23-0393			Ø 242,0 Th 19,0-17,0	Vent.
	2/90-5/96		R		53-0165		Bdx	180,0x34	A/T, Hand Brake
	2/90-5/96		R		53-0167		Mando	180,0x35	M/T, Hand Brake
1.5 i Eng.G4EK (65kW)	4/92-5/96		F		22-0081-1		Ake	Th 15,0	
	92-		F		23-0393			Ø 242,0 Th 19,0-17,0	Vent.
	4/92-5/96		R		53-0165		Bdx	180,0x34	A/T, Hand Brake





		Spare Parts	F/R	L/R	METELLI ref.	METELLI ref. w/KIT		DIMENSIONS mm.	NOTE
1.5 i Eng.G4EK (65kW)	4/92-5/96		R		53-0167		Mando	180,0x35	M/T, Hand Brake
	91-94		R		18-0227		Mando	Ø 180,0	
1.5 i T. Eng.G4EK-TC (85kW)	4/91-5/96		F		22-0081-1		Ake	Th 15,0	
	4/91-5/96		R		53-0165		Bdx	180,0x34	A/T, Hand Brake
	4/91-5/96		R		53-0167		Mando	180,0x35	M/T, Hand Brake
	91-94		R		18-0227		Mando	Ø 180,0	
<b>Santa Fé I (SM) 2/01-2/06</b>									
2.0 Eng.G4BP (99kW)	01-01-		F		23-0843			Ø 276,0 Th 26,0-24,4	Vent., 15Inch Wheels
	01-01-		R		23-0592			Ø 284,0 Th 10,0-8,0	
2.0 CRDi, 4WD Eng.D4EA (83kW)	4/01-4/01-		F		22-0364-0		Mando	Th 17,0	
	4/01-01-		R		22-0365-0		Mando	Th 15,5	
	01-01-		F		23-0593			Ø 294,0 Th 27,0-25,0	Vent.
	01-01-		F		23-0843			Ø 276,0 Th 26,0-24,4	Vent., 15Inch Wheels
	01-01-		R		23-0592			Ø 284,0 Th 10,0-8,0	
	01-01-		R			53-0179Y		Ø 284,0 Th 10,0-8,0	
	4/01-2/06		R		53-0172	53-0172Y	Mando	254,0x55	Hand Brake
	4/01-2/06		R		53-0180		Mando	254,0x57	Hand Brake
2.0 CRDi, 4WD Eng.D4EA (92kW)	8/03-8/03-		F		22-0364-0		Mando	Th 17,0	
	8/03-03-		R		22-0365-0		Mando	Th 15,5	
	03-03-		F		23-0843			Ø 276,0 Th 26,0-24,4	Vent., 15Inch Wheels
	03-03-		F			53-0179Y		Ø 276,0 Th 26,0-24,4	Vent., 15Inch Wheels
	8/03-2/06		R		53-0172	53-0172Y	Mando	254,0x55	Hand Brake
	8/03-2/06		R		53-0180		Mando	254,0x57	Hand Brake
2.4 16v, 4WD Eng.G4JS-G (100-107kW)	2/01-2/01-		F		22-0364-0		Mando	Th 17,0	
	2/01-01-		R		22-0365-0		Mando	Th 15,5	
	01-01-		F		23-0593			Ø 294,0 Th 27,0-25,0	Vent.
	01-01-		F		23-0843			Ø 276,0 Th 26,0-24,4	Vent., 15Inch Wheels
	01-01-		R		23-0592			Ø 284,0 Th 10,0-8,0	
	01-01-		R			53-0179Y		Ø 284,0 Th 10,0-8,0	
	2/01-2/06		R		53-0172	53-0172Y	Mando	254,0x55	Hand Brake
	2/01-2/06		R		53-0180		Mando	254,0x57	Hand Brake
2.7 V6 4WD Eng.G6BA-G (127kW)	2/01-2/01-		F		22-0364-0		Mando	Th 17,0	
	2/01-01-		R		22-0365-0		Mando	Th 15,5	
	01-01-		F		23-0593			Ø 294,0 Th 27,0-25,0	Vent.
	01-01-		F		23-0843			Ø 276,0 Th 26,0-24,4	Vent., 15Inch Wheels
	01-01-		R		23-0592			Ø 284,0 Th 10,0-8,0	
	01-01-		R			53-0179Y		Ø 284,0 Th 10,0-8,0	
	2/01-2/06		R		53-0172	53-0172Y	Mando	254,0x55	Hand Brake
	2/01-2/06		R		53-0180	53-0179Y	Mando	254,0x57	Hand Brake
2.7, 4WD Eng.G6EA (139kW)	10/05-10/05-		R		53-0172	53-0172Y	Mando	254,0x55	Hand Brake
	10/05-10/05-		R		53-0180		Mando	254,0x57	Hand Brake
<b>Santa Fé II (CM) 3/06-</b>									
2.2 CRDi Eng.D4EB (114kW)	3/06-3/06-		F		22-0787-0		Mando	Th 16,5	
	3/06-06-		R		22-0788-0		Mando	Th 15,5	
	06-06-		F		23-0900			Ø 321,0 Th 28,0-26,4	Vent.
2.2 CRDi, 4x4 (102kW)	3/06-3/06-		F		22-0787-0		Mando	Th 16,5	
	3/06-06-		R		22-0788-0		Mando	Th 15,5	
	06-06-		F		23-0900			Ø 321,0 Th 28,0-26,4	Vent.
2.2 CRDi, 4x4 Eng.D4EB (110kW)	5/06-5/06-		F		22-0787-0		Mando	Th 16,5	
	5/06-06-		R		22-0788-0		Mando	Th 15,5	
	06-06-		F		23-0900			Ø 321,0 Th 28,0-26,4	Vent.
2.7 V6 Eng.G6BA-G (125kW)	3/06-3/06-		F		22-0787-0		Mando	Th 16,5	
	3/06-06-		R		22-0788-0		Mando	Th 15,5	
	06-06-		F		23-0900			Ø 321,0 Th 28,0-26,4	Vent.
2.7 V6, 4x4 Eng.G6EA (139kW)	5/06-5/06-		F		22-0787-0		Mando	Th 16,5	
	5/06-06-		R		22-0788-0		Mando	Th 15,5	
	06-06-		F		23-0900			Ø 321,0 Th 28,0-26,4	Vent.
<b>Santamo 5/99-</b>									
2.0 16v, 4WD Eng.G4CP (102kW)	5/99-5/99-		F		22-0188-0		Sum	Th 17,0	
	5/99-5/99-		R		22-0398-0		Ake	Th 15,5	
<b>Sonata I (Y-2) 9/88-10/93</b>									
1.8 i Eng.G4M (70kW)	9/88-10/93		F		22-0188-0		Sum	Th 17,0	
	9/88-10/93		R		22-0505-0		Sum	Th 14,5	
	89-93		F		23-0406			Ø 257,0 Th 22,0-20,0	Vent.
	9/88-10/93		R		53-0277		Sum	228,6x40	Hand Brake
	89-90		R		18-0224			Ø 228,6	

		Spare Parts	F/R	L/R	METELLI ref.	METELLI ref. w/KIT		DIMENSIONS mm.	NOTE
2.0 i Eng.G4CP (74kW)	9/88-8/91		F		22-0188-0		Sum	Th 17,0	
	9/88-8/91		R		22-0505-0		Sum	Th 14,5	
	9/88-8/91		R		53-0277		Sum	228,6x40	Hand Brake
	89-90		R		18-0224			Ø 228,6	
2.0 i Eng.G4CP-U (80kW)	1/91-10/93		F		22-0188-0		Sum	Th 17,0	
	1/91-10/93		R		22-0505-0		Sum	Th 14,5	
	91-93		F		23-0406			Ø 257,0 Th 22,0-20,0	Vent.
	1/91-10/93		R		53-0277		Sum	228,6x40	Hand Brake
2.0 i 16v Eng.G4CP-D (96-102kW)	1/91-10/93		F		22-0188-0		Sum	Th 17,0	
	1/91-10/93		R		22-0505-0		Sum	Th 14,5	
	91-93		F		23-0406			Ø 257,0 Th 22,0-20,0	Vent.
	1/91-10/93		R		53-0277		Sum	228,6x40	Hand Brake
2.4 i Eng.G4CS (82-84-90kW)	9/88-8/91		F		22-0188-0		Sum	Th 17,0	
	9/88-8/91		R		22-0505-0		Sum	Th 14,5	
	89-91		F		23-0406			Ø 257,0 Th 22,0-20,0	Vent.
	9/88-8/91		R		53-0277		Sum	228,6x40	Hand Brake
	89-90		R		18-0224			Ø 228,6	
3.0i V6 Eng.G6AT (107-104kW)	1/91-10/93		F		22-0188-0		Sum	Th 17,0	
	1/91-10/93		R		22-0505-0		Sum	Th 14,5	
	91-93		F		23-0406			Ø 257,0 Th 22,0-20,0	Vent.
	1/91-10/93		R		53-0277		Sum	228,6x40	Hand Brake
<b>Sonata II (Y-3) 5/93-6/98</b>									
1.8 i Eng.G4CM (72kW)	5/93-6/98		F		22-0188-0		Sum	Th 17,0	
	5/93-6/98		R		22-0187-0		Ake	Th 15,0	
	96-		R		53-0100		Luc	254,0x57	Hand Brake
	7/93-96		R		18-0225			Ø 225,0	
2.0 i Eng.G4CP (70kW)	8/96-6/98		F		22-0188-0		Sum	Th 17,0	
	8/96-6/98		R		22-0187-0		Ake	Th 15,0	
	8/96-6/98		R		53-0100		Luc	254,0x57	Hand Brake
	96-98		R		18-0225			Ø 225,0	
2.0 i Eng.G4CP (77kW)	6/94-8/96		F		22-0188-0		Sum	Th 17,0	
	6/94-8/96		R		22-0187-0		Ake	Th 15,0	
	94-96		F		23-0406			Ø 257,0 Th 22,0-20,0	Vent.
	94-96		R		18-0225			Ø 225,0	
2.0 i 16v Eng.G4CP-D (96-102kW)	5/93-6/98		F		22-0188-0		Sum	Th 17,0	
	5/93-6/98		R		22-0187-0		Ake	Th 15,0	
	93-98		F		23-0406			Ø 257,0 Th 22,0-20,0	Vent.
	7/93-96		R		18-0225			Ø 225,0	
2.0 i 16v Eng.G4CP-DM (92kW)	6/96-6/98		F		22-0188-0		Sum	Th 17,0	
	6/96-6/98		R		22-0187-0		Ake	Th 15,0	
	96-98		F		23-0406			Ø 257,0 Th 22,0-20,0	Vent.
	6/96-6/98		R		53-0100		Luc	254,0x57	Hand Brake
	96-98		R		18-0225			Ø 225,0	
3.0i V6 Eng.G6AT (107-104kW)	5/93-6/98		F		22-0188-0		Sum	Th 17,0	
	5/93-6/98		R		22-0187-0		Ake	Th 15,0	
	93-98		F		23-0406			Ø 257,0 Th 22,0-20,0	Vent.
<b>Sonata III (EF) 3/98-10/01</b>									
2.0 16v Eng.G4JP-G (100kW)	6/98-10/01		F		22-0188-0		Sum	Th 17,0	
	6/98-10/01		R		22-0365-0		Mando	Th 15,5	
	98-01		F		23-0787			Ø 257,0 Th 24,0-22,4	Vent.
	6/98-10/01		R		53-0186			170,0x32	
2.4 16v Eng.G4JS (105kW)	3/98-10/01		F		22-0188-0		Sum	Th 17,0	
	3/98-10/01		R		22-0365-0		Mando	Th 15,5	
	98-01		F		23-0787			Ø 257,0 Th 24,0-22,4	Vent.
	3/98-10/01		R		53-0186			170,0x32	
2.5 V6 24v Eng.G6BV-G (118kW)	6/98-10/01		F		22-0188-0		Sum	Th 17,0	
	6/98-10/01		R		22-0365-0		Mando	Th 15,5	
	98-01		F		23-0787			Ø 257,0 Th 24,0-22,4	Vent.
	6/98-10/01		R		53-0186			170,0x32	
<b>Sonata IV 10/01-12/04</b>									
2.0 Eng.G4JP-EG (96kW)	10/01-		F		22-0503-0		Mando	Th 17,0	
	10/01-		R		22-0365-0		Mando	Th 15,5	+ABS
	10/01-		R		53-0186			170,0x32	
	10/01-		R		53-0175		Mando	228,6x45	
2.4 (111kW)	1/01-		F		22-0503-0		Mando	Th 17,0	
	1/01-		R		22-0365-0		Mando	Th 15,5	+ABS

		Spare Parts	F/R	L/R	METELLI ref.	METELLI ref. w/KIT		DIMENSIONS mm.	NOTE
2.7 V6 Eng.G6BA (129kW)	11/02-	F	F		22-0503-0		Mando	Th 17,0	
	11/02-		R		22-0365-0		Mando	Th 15,5	+ABS
	11/02-	R		53-0186				170,0x32	
2.7 V6 Eng.G6BA-G (127kW)	10/01-	F			22-0503-0		Mando	Th 17,0	
	10/01-	R			22-0365-0		Mando	Th 15,5	+ABS
	10/01-	R			53-0186			170,0x32	
<b>Sonata V (NF) 1/05-</b>									
2.0 CRDi Eng.D4EA-L (100kW)	2/06-	F	F		22-0503-0		Mando	Th 17,0	
	2/06-		R		22-0365-0		Mando	Th 15,5	
2.0 CRDi Eng.G4DF (103kW)	2/06-	F			22-0503-0		Mando	Th 17,0	
	2/06-	R			22-0365-0		Mando	Th 15,5	
2.0 VVTi GLS (121kW)	1/08-	R			53-0184	53-0184K		170,0x27	Hand Brake
2.4 Eng.G4KC (119kW)	1/05-	F			22-0503-0		Mando	Th 17,0	
	1/05-	R			22-0365-0		Mando	Th 15,5	
	05-2/06	F			23-0927			Ø 280,0 Th 26,0-24,4	Vent.
	05-	R			23-0869			Ø 262,0 Th 10,0-8,4	+ABS
3.3 (184kW)	1/08-	R			53-0184	53-0184K		170,0x27	Hand Brake
3.3 Eng.G6DB (171kW)	1/05-	F			22-0503-0		Mando	Th 17,0	
	1/05-	R			22-0365-0		Mando	Th 15,5	
<b>Starex (H1) 6/97-</b>									
2.4, 4WD Eng.G4BS (82kW)	-02	F	F		22-0297-0		Ake	Th 16,0	
	02-		R		22-0364-0		Mando	Th 17,0	
	6/97-	F			23-0596			Ø 254,0 Th 24,0-22,0	Vent.
	6/97-	R			53-0100		Luc	254,0x57	Hand Brake
2.5 TD, 4WD Eng.D4BF (59kW)	-02	F	F		22-0297-0		Ake	Th 16,0	
	02-		R		22-0364-0		Mando	Th 17,0	
	6/97-	F			23-0596			Ø 254,0 Th 24,0-22,0	Vent.
	6/97-	R			53-0100		Luc	254,0x57	Hand Brake
<b>Stellar 10/83-12/91</b>									
1.4 Eng.4G33 (50-68kW)	10/83-8/86	F			22-0023-0		Gir	Th 15,0	
	-86	F			23-0042			Ø 247,5 Th 12,7-11,4	
1.6 Eng.4G32 (55-74kW)	-86	F			22-0023-0		Gir	Th 15,0	
	-86	F			22-0023-1		Gir	Th 15,0	
	86-	F			22-0081-0		Ake	Th 15,0	
	84-90	F			23-0042			Ø 247,5 Th 12,7-11,4	
2.0 Eng.4G63 (61kW)	1/86-1/89	F			22-0081-0		Ake	Th 15,0	
<b>Terracan (HP) 12/01-</b>									
2.5 TD Eng.D4BH (73-65-77kW)	-05	F	F		22-0506-0		Ake	Th 16,0	
	05-		R		22-0633-0		Mando	Th 17,0	
	12/01-	R			22-0507-0		Ake	Th 15,5	
	01-	F			23-0954			Ø 280,0 Th 27,0-25,4	Vent.
	12/01-	R			53-0183	53-0183K		190,0x40	
2.9 CRDi Eng.HJ3 (110kW)	-05	F			22-0506-0		Ake	Th 16,0	
	05-	F			22-0633-0		Mando	Th 17,0	
	12/01-	R			22-0507-0		Ake	Th 15,5	
	01-	F			23-0954			Ø 280,0 Th 27,0-25,4	Vent.
	12/01-	R			53-0183	53-0183K		190,0x40	
2.9 CRDi Eng.HJ3 (120kW)	-05	F			22-0506-0		Ake	Th 16,0	
	05-	F			22-0633-0		Mando	Th 17,0	
	11/03-	R			22-0507-0		Ake	Th 15,5	
	03-	F			23-0954			Ø 280,0 Th 27,0-25,4	Vent.
	11/03-	R			53-0183	53-0183K		190,0x40	
3.5 i V6 4WD Eng.G6CU (143kW)	-05	F			22-0506-0		Ake	Th 16,0	
	05-	F			22-0633-0		Mando	Th 17,0	
	12/01-	R			22-0507-0		Ake	Th 15,5	
	01-	F			23-0954			Ø 280,0 Th 27,0-25,4	Vent.
	12/01-	R			53-0183	53-0183K		190,0x40	
3.5 i V6 4WD Eng.G6CU (147kW)	-05	F			22-0506-0		Ake	Th 16,0	
	05-	F			22-0633-0		Mando	Th 17,0	
	12/01-	R			22-0507-0		Ake	Th 15,5	
	01-	F			23-0954			Ø 280,0 Th 27,0-25,4	Vent.
	12/01-	R			53-0183	53-0183K		190,0x40	
<b>Trajeto (FO) 3/00-</b>									
2.0 Eng.G4GC (103kW)	1/04-	R			22-0365-0		Mando	Th 15,5	
	04-	F			23-0843		Ake	Ø 276,0 Th 26,0-24,4	Vent.
	04-	R			23-0592			Ø 284,0 Th 10,0-8,0	
	04-	R				53-0179Y		Ø 284,0 Th 10,0-8,0	

		Spare Parts	F/R	L/R	METELLI ref.	METELLI ref. w/KIT		DIMENSIONS mm.	NOTE	
2.0 16v Eng.G4JP-G (100kW)	3/00-	F	F		22-0364-0		Mando	Th 17,0		
			R		22-0365-0		Mando	Th 15,5		
	00-03	F	F		23-0593			Ø 294,0 Th 27,0-25,0	Vent.	
			R		23-0843		Ake	Ø 276,0 Th 26,0-24,4	Vent.	
	00-00-	R	R		23-0592			Ø 284,0 Th 10,0-8,0		
			R			53-0179Y		Ø 284,0 Th 10,0-8,0		
	3/00-	R	R		53-0172	53-0172Y	Mando	254,0x55	Hand Brake	
R				53-0172	53-0172Y	Mando	Th 17,0			
2.0 CRDi Eng.D4EA (83kW)	4/01-	F	F		22-0364-0		Mando	Th 17,0		
			R		22-0365-0		Mando	Th 15,5		
	01-01-	F	F		23-0593			Ø 294,0 Th 27,0-25,0	Vent.	
			R		23-0843		Ake	Ø 276,0 Th 26,0-24,4	Vent.	
	01-01-	R	R		23-0592			Ø 284,0 Th 10,0-8,0		
			R			53-0179Y		Ø 284,0 Th 10,0-8,0		
	4/01-	R	R		53-0172	53-0172Y	Mando	254,0x55	Hand Brake	
R				53-0172	53-0172Y	Mando	Th 17,0			
2.7 V6 Eng.G6BA-G (127kW)	9/00-	F	F		22-0364-0		Mando	Th 17,0		
			R		22-0365-0		Mando	Th 15,5		
	00-00-	F	F		23-0593			Ø 294,0 Th 27,0-25,0	Vent.	
			R		23-0843		Ake	Ø 276,0 Th 26,0-24,4	Vent.	
	00-00-	R	R		23-0592			Ø 284,0 Th 10,0-8,0		
			R			53-0179Y		Ø 284,0 Th 10,0-8,0		
	<b>Tucson (JM) 8/04-</b>	2.0 CRDi Eng.D4EA (100kW)	F	F		22-0503-0		Mando	Th 17,0	
R					22-0365-0		Mando	Th 15,5		
1/06-		R	R		53-0184	53-0184K		170,0x27	2WD, Hand Brake	
			R			53-0179Y		170,0x27	2WD, Hand Brake	
2.0 CRDi Eng.D4EA-F/V (103kW)		8/06-	F	F		22-0503-0		Mando	Th 17,0	
				R		22-0365-0		Mando	Th 15,5	
		06-06-	F	F		23-0789			Ø 280,0 Th 26-24,4	Vent.
	R				23-0869			Ø 262,0 Th 10,0-8,4	+ABS	
	06-06-	R	R		23-0592			Ø 284,0 Th 10,0-8,0		
			R		53-0184	53-0184K		170,0x27	2WD, Hand Brake	
8/06-	R	R			53-0179Y		170,0x27	2WD, Hand Brake		
		R		53-0184	53-0184K		170,0x27	2WD, Hand Brake		
2.0 CRDi, 4WD (88kW)	1/07-	R	R		53-0184	53-0184K		170,0x27	2WD, Hand Brake	
			R			53-0179Y		170,0x27	2WD, Hand Brake	
2.0 CRDi, 4WD Eng.D4EA (83kW)	8/04-	F	F		22-0503-0		Mando	Th 17,0		
			R		22-0365-0		Mando	Th 15,5		
	04-04-	F	F		23-0789			Ø 280,0 Th 26-24,4	Vent.	
			R		23-0592			Ø 284,0 Th 10,0-8,0	4WD	
	04-04-	R	R		23-0869			Ø 262,0 Th 10,0-8,4	2WD, +ABS	
			R		53-0184	53-0184K		170,0x27	2WD, Hand Brake	
8/04-	R	R			53-0179Y		170,0x27	2WD, Hand Brake		
		R		53-0184	53-0184K		170,0x27	2WD, Hand Brake		
2.0 CRDi, Allrad (110kW)	1/09-	R	R		53-0184	53-0184K		170,0x27	2WD, Hand Brake	
			R			53-0179Y		170,0x27	2WD, Hand Brake	
2.0, 4WD Eng.G4GC (104kW)	8/04-	F	F		22-0503-0		Mando	Th 17,0		
			R		22-0365-0		Mando	Th 15,5		
	04-04-	F	F		23-0789			Ø 280,0 Th 26-24,4	Vent.	
			R		23-0869			Ø 262,0 Th 10,0-8,4	+ABS	
	04-04-	R	R		23-0592			Ø 284,0 Th 10,0-8,0		
			R		53-0184	53-0184K		170,0x27	2WD, Hand Brake	
8/04-	R	R			53-0179Y		170,0x27	2WD, Hand Brake		
		R		53-0184	53-0184K		170,0x27	2WD, Hand Brake		
2.7 4WD Eng.G6BA (129kW)	8/04-	F	F		22-0503-0		Mando	Th 17,0		
			R		22-0365-0		Mando	Th 15,5		
	04-04-	F	F		23-0789			Ø 280,0 Th 26-24,4	Vent.	
			R		23-0869			Ø 262,0 Th 10,0-8,4	+ABS	
	04-04-	R	R		23-0592			Ø 284,0 Th 10,0-8,0		
			R		53-0184	53-0184K		170,0x27	2WD, Hand Brake	
8/04-	R	R			53-0179Y		170,0x27	2WD, Hand Brake		
		R		53-0184	53-0184K		170,0x27	2WD, Hand Brake		
<b>XG 12/98-</b>	2.5 Eng.G6BV (120kW)	F	F		22-0364-0		Mando	Th 17,0		
			R		22-0365-0		Mando	Th 15,5		
	30/300 Eng.G6CT-G (138kW)	12/98-	F	F		22-0364-0		Mando	Th 17,0	
				R		22-0365-0		Mando	Th 15,5	
		98-	R		23-0869			Ø 262,0 Th 10,0-8,4	+ABS	
	12/98-	R	R		53-0175		Mando	228,6x45		
			F		22-0633-0		Mando	Th 17,0		
350 Eng.G6CU (145kW)	4/03-	R	R		22-0365-0		Mando	Th 15,5		
			R		22-0365-0		Mando	Th 15,5		
<b>Grace Bus 7/93-10/04</b>										
2.5 D Eng.D4BA (55kW)	7/93-6/94	R			53-0173			270,0x54	Hand Brake	
2.5 TD Eng.D4BF (59kW)	6/98-10/01	R			53-0173			270,0x54	Hand Brake	
2.6 D (57kW)	10/99-10/04	R			53-0173			270,0x54	Hand Brake	

		Spare Parts	F/R	L/R	METELLI ref.	METELLI ref. w/KIT		DIMENSIONS mm.	NOTE
<b>H-1 Van, Starex 10/97-</b>									
2.4 (101kW)	03-2/03-4/04		F		22-0364-0		Mando	Th 17,0	
			R		53-0173			270,0x54	Hand Brake
2.4 (107kW)	-02		F		22-0297-0		Ake	Th 16,0	
	02-		F		22-0364-0		Mando	Th 17,0	
	-06		R		53-0173			270,0x54	Hand Brake
	06-		R		53-0181		Mando	295,0x54	
2.4, 4WD Eng.G4CS (82-84-90kW)	-02		F		22-0297-0		Ake	Th 16,0	
	02-		F		22-0364-0		Mando	Th 17,0	
	10/97-		F		23-0596			Ø 254,0 Th 24,0-22,0	Vent.
	-06		R		53-0173			270,0x54	Hand Brake
	06-		R		53-0181		Mando	295,0x54	
2.5 CRDi (81kW)	08-		F		22-0785-0		Sum	Th 17,5	
	1/07-		F		22-0364-0		Mando	Th 17,0	
	1/07-		R		53-0181		Mando	295,0x54	
2.5 CRDi Eng.D4CB (125kW)	2/08-		R		53-0181		Mando	295,0x54	
2.5 CRDi, 4WD Eng.D4CB (103kW)	8/03-		F		22-0364-0		Mando	Th 17,0	
	-06		R		53-0173			270,0x54	Hand Brake
	06-		R		53-0181		Mando	295,0x54	
2.5 D Eng.D4BB (57kW)	-02		F		22-0297-0		Ake	Th 16,0	
	02-		F		22-0364-0		Mando	Th 17,0	
	10/97-		F		23-0596			Ø 254,0 Th 24,0-22,0	Vent.
	-06		R		53-0173			270,0x54	Hand Brake
	06-		R		53-0181		Mando	295,0x54	
2.5 TD Eng.D4BF (59kW)	-02		F		22-0297-0		Ake	Th 16,0	
	02-		F		22-0364-0		Mando	Th 17,0	
	10/97-		F		23-0596			Ø 254,0 Th 24,0-22,0	Vent.
	-06		R		53-0173			270,0x54	Hand Brake
	06-		R		53-0181		Mando	295,0x54	
2.5 TD, 4WD Eng.D4BH (73kW)	-02		F		22-0297-0		Ake	Th 16,0	
	02-		F		22-0364-0		Mando	Th 17,0	
	99-		F		23-0596			Ø 254,0 Th 24,0-22,0	Vent.
	-06		R		53-0173			270,0x54	Hand Brake
	06-		R		53-0181		Mando	295,0x54	
2.5 TD, 4WD Eng.D4BH (74kW)	-02		F		22-0297-0		Ake	Th 16,0	
	02-		F		22-0364-0		Mando	Th 17,0	
	-06		R		53-0173			270,0x54	Hand Brake
	06-		R		53-0181		Mando	295,0x54	
2.6 TDiC (63kW)			R		53-0173			270,0x54	Hand Brake
<b>H100 Bus (P) 7/93-3/00</b>									
2.4 Eng.G4CS (82-84-90kW)	7/93-3/00		F		22-0366-0		Gir	Th 18,5	
	7/93-3/00		R		53-0100		Luc	254,0x57	Hand Brake
2.5 D, Van Eng.D4BB/ A (57kW)	12/94-3/00		F		22-0366-0		Gir	Th 18,5	
	12/94-3/00		R		53-0100		Luc	254,0x57	Bus, Hand Brake
	12/94-3/00		R		53-0221		Sum	220,0x57	Van, Hand Brake
2.5 D, Van Eng.D4BX/ D4BA (55kW)	7/93-12/94		F		22-0366-0		Gir	Th 18,5	
	7/93-12/94		R		53-0100		Luc	254,0x57	Bus, Hand Brake
	7/93-12/94		R		53-0221		Sum	220,0x57	Van, Hand Brake
2.5 TD Eng.D4BF (59kW)	7/93-3/00		F		22-0366-0		Gir	Th 18,5	
	7/93-3/00		R		53-0100		Luc	254,0x57	Bus, Hand Brake
<b>H200 Bus (KMF) 10/97-</b>									
2.4 (101kW)	2/03-4/04		R		53-0173			270,0x54	Hand Brake
2.4 (107kW)	11/01-		R		53-0173			270,0x54	Hand Brake
2.4, 4WD Eng.G4CS (82kW)	10/97-		R		53-0173			270,0x54	Hand Brake
2.5 CRDi, 4WD (81kW)	6/06-		R		53-0173			270,0x54	Hand Brake
2.5 D Eng.D4BB (57kW)	10/97-		R		53-0173			270,0x54	Hand Brake
2.5 TD Eng.D4BF (59kW)	10/97-		R		53-0173			270,0x54	Hand Brake
2.5 TD, 4WD Eng.D4BH (73-74kW)	10/99-		R		53-0173			270,0x54	Hand Brake
2.6 TDiC (63kW)	10/97-10/02		R		53-0173			270,0x54	Hand Brake






























































			SPARE PARTS	F/R	L/R	METELLI ref.	METELLI ref. w/KIT		DIMENSIONS mm.	NOTE
<b>Highway Van 3/00-</b>										
2.0 16v Eng.G4JP-G (100kW)	00-04		F			23-0843			Ø 276,0 Th 26,0-24,4	Vent.
	00-04		F				53-0179Y		Ø 276,0 Th 26,0-24,4	Vent.
2.7 V6 Eng.G6BA-G (125kW)	00-04		F			23-0843			Ø 276,0 Th 26,0-24,4	Vent.
	00-04		F				53-0179Y		Ø 276,0 Th 26,0-24,4	Vent.
<b>Porter 7/94-4/04</b>										
2.4 Eng.G4CS (82kW)	3/96-4/04		R			53-0174			220,0x47	
2.5 TD (73kW)	7/94-4/04		R			53-0100		Luc	254,0x57	Hand Brake
2.5 TD Eng.D4BA (57kW)	7/94-4/04		R			53-0100		Luc	254,0x57	Hand Brake



**INFINITI**






























































<b>FX 1/03-</b>										
35 3.5 V6 24v Eng.VQ35DE (206kW)	1/03-		R			22-0612-0		Sum	Th 14,5	
	-04		R			53-0294			172,0x32	Hand Brake
	05-		R			53-0297			190,0x33	Hand Brake
45 4.5 V8 32v Eng.VK45DE (232kW)	1/03-		R			22-0612-0		Sum	Th 14,5	
	-04		R			53-0294			172,0x32	Hand Brake
	05-		R			53-0297			190,0x33	Hand Brake
<b>M45 1/05-</b>										
4.5 Eng.VK45DE (250kW)	1/05-		R			53-0299			172,0x27	
<b>QX4 1/97-</b>										
3.3 Eng.VG33E (125kW)	1/97-		R			53-0282		Ake	295,0x50	Hand Brake

























































**INNOCENTI**
























<b>Elba (146) 4/86-</b>										
1.3 Eng.146A5.000 (49kW)	8/91-		F			22-0057-2		Ate	Th 18,0	
	91-92		F			23-0156			Ø 240,0 Th 12,0-10,8	
	8/91-		R			53-0063		Fiat	185,0x31	Fitted Adjuster, Hand Brake
	91-		R			18-0003			Ø 185,0	
1.4 ie Eng.146C5.000/ 146D5.000 (49kW)	9/94-12/96		F			22-0057-2		Ate	Th 18,0	
	94-96		F			23-0156			Ø 240,0 Th 12,0-10,8	
	9/94-12/96		R			53-0063		Fiat	185,0x31	Fitted Adjuster, Hand Brake
	94-96		R			18-0003			Ø 185,0	
1.5 (49kW)	1/92-12/96		R			53-0063		Fiat	185,0x31	Fitted Adjuster, Hand Brake
1.5 Eng.149C1.000 (55kW)	8/92-9/94		F			22-0057-2		Ate	Th 18,0	
	92-94		F			23-0156			Ø 240,0 Th 12,0-10,8	
	8/92-9/94		R			53-0063		Fiat	185,0x31	Fitted Adjuster, Hand Brake
	92-		R			18-0003			Ø 185,0	
1.6 (69kW)	1/94-12/96		R			53-0063		Fiat	185,0x31	Fitted Adjuster, Hand Brake
1.6 ie Eng.146C6.000/ 146D6.000 (55kW)	9/94-12/96		F			22-0057-2		Ate	Th 18,0	
	94-96		F			23-0156			Ø 240,0 Th 12,0-10,8	
	9/94-12/96		R			53-0063		Fiat	185,0x31	Fitted Adjuster, Hand Brake
	94-96		R			18-0003			Ø 185,0	
1.7 D Eng.146B2.000 (42kW)	8/91-12/96		F			22-0057-2		Ate	Th 18,0	
	91-		F			23-0156			Ø 240,0 Th 12,0-10,8	
	8/91-12/96		R			53-0063		Fiat	185,0x31	Fitted Adjuster, Hand Brake
	91-		R			18-0003			Ø 185,0	
<b>Koral 1/90-12/92</b>										
0.9 45 Eng.100GL064 (33kW)	1/90-12/92		F			22-0001-0		Bdx	Th 17,5	
	90-92		F			23-0014			Ø 227,0 Th 11,0-9,0	
	90-92		R			18-0032			Ø 185,0	
1.1 55 Eng.128A (40kW)	1/90-12/92		F			22-0001-0		Bdx	Th 17,5	
	90-92		F			23-0014			Ø 227,0 Th 11,0-9,0	
	90-92		R			18-0032			Ø 185,0	
<b>Mille 1/94-</b>										
1.0	1/94-		F			22-0057-2		Ate	Th 18,0	
	94-		F			23-0322			Ø 213,2 Th 9,5-8,5	
	1/94-		R			53-0063		Fiat	185,0x31	Fitted Adjuster, Hand Brake
	94-		R			18-0003			Ø 185,0	
1.0ie Eng.146C7 (33kW)	1/96-		F			22-0057-2		Ate	Th 18,0	
	96-		F			23-0014			Ø 227,0 Th 11,0-9,0	
	1/96-		R			53-0063		Fiat	185,0x31	Fitted Adjuster, Hand Brake
1.1ie Eng.146C3.000 (36kW)	96-		F			23-0014			Ø 227,0 Th 11,0-9,0	
1.3 Eng.149A7.000 (48kW)	96-		F			23-0014			Ø 227,0 Th 11,0-9,0	
1.4 Eng.160A1.048 (52kW)	1/94-		F			22-0057-2		Ate	Th 18,0	
	96-		F			23-0014			Ø 227,0 Th 11,0-9,0	
	1/94-		R			53-0063		Fiat	185,0x31	Fitted Adjuster, Hand Brake

		Spare Parts	F/R	L/R	METELLI ref.	METELLI ref. w/KIT		DIMENSIONS mm.	NOTE
1.4 Eng.160A1.048 (52kW)	94-		R		18-0003			Ø 185,0	
1.4ie T. Eng.146A8.000/.046 (82-87kW)	1/96-		F		22-0057-2		Ate	Th 18,0	
	96-		F		23-0156			Ø 240,0 Th 12,0-10,8	
	1/96-		R		53-0063		Fiat	185,0x31	Fitted Adjuster, Hand Brake
1.5 Eng.149C1.000 (55kW)	96-		F		23-0014			Ø 227,0 Th 11,0-9,0	
1.7 D Eng.146B2.000 (42kW)	1/96-		F		22-0057-2		Ate	Th 18,0	
	96-		F		23-0156			Ø 240,0 Th 12,0-10,8	
	1/96-		R		53-0063		Fiat	185,0x31	Fitted Adjuster, Hand Brake
<b>Mini I 1/69-1/77</b>									
1.0 (39kW)	74-		F		22-0019-0		Lock	Th 14,0	
			R		18-0073			Ø 117,8	Ch 364532-
1.0 Eng.BLMC99H (32kW)	74-		F		22-0019-0		Lock	Th 14,0	
	74-77		F		23-0220			Ø 213,3 Th 9,6-8,6	
			R		18-0073			Ø 117,8	Ch 364532-
1.0 Eng.BLMC99H (35kW)	74-		F		22-0019-0		Lock	Th 14,0	
	74-77		F		23-0220			Ø 213,3 Th 9,6-8,6	
			R		18-0073			Ø 117,8	Ch 364532-
90-120	74-77		R		18-0073			Ø 117,8	
<b>Mini II 1/77-10/85</b>									
1.0 Eng.BLMC99H (27kW)	1/77-10/85		F		22-0019-0		Lock	Th 14,0	
	1/77-10/85		R		53-0004		Ap	177,8x32	Hand Brake
			R		18-0073			Ø 117,8	Ch 364532-
1.0 Eng.BLMC99H (32kW)	1/77-10/85		F		22-0019-0		Lock	Th 14,0	
	1/77-10/85		R		53-0004		Ap	177,8x32	Hand Brake
			R		18-0073			Ø 117,8	Ch 364532-
1.0 Eng.BLMC99H (35kW)	1/77-10/85		F		22-0019-0		Lock	Th 14,0	
	1/77-10/85		R		53-0004		Ap	177,8x32	Hand Brake
			R		18-0073			Ø 117,8	Ch 364532-
1.0 Eng.CB23 (39kW)	1/77-10/85		F		22-0019-0		Lock	Th 14,0	
	1/77-10/85		R		53-0004		Ap	177,8x32	Hand Brake
			R		18-0073			Ø 117,8	Ch 364532-
1.1 (33-37kW)	67-74		R		18-0073			Ø 117,8	
1.3 De Tomaso Eng.BLMC12HH (51kW)	1/77-2/82		R		53-0004		Ap	177,8x32	Hand Brake
1.3 S (44kW)	74-82		F		23-0220			Ø 213,3 Th 9,6-8,6	
	1/77-10/85		R		53-0004		Ap	177,8x32	Hand Brake
		67-74		R		18-0073			Ø 117,8
<b>Mini III 10/85-10/91</b>									
0.55 (24kW)	85-91		F		23-0322			Ø 213,2 Th 9,5-8,5	
0.6 (23kW)	10/85-10/91		F		22-0019-0		Lock	Th 14,0	
	-91		F		23-0322			Ø 213,2 Th 9,5-8,5	
1.0 Eng.BLMC99H (27kW)	10/85-10/91		F		22-0019-0		Lock	Th 14,0	
	-90		F		23-0322			Ø 213,2 Th 9,5-8,5	
1.0 Eng.BLMC99H (32kW)	10/85-10/91		F		22-0019-0		Lock	Th 14,0	
	-90		F		23-0322			Ø 213,2 Th 9,5-8,5	
1.0 Eng.BLMC99H (35kW)	10/85-10/91		F		22-0019-0		Lock	Th 14,0	
	-90		F		23-0322			Ø 213,2 Th 9,5-8,5	
1.0 D Eng.CL10/ CL11 (27kW)	-90		F		23-0322			Ø 213,2 Th 9,5-8,5	
1.0 T. De Tomaso Eng.CB60/ CB61 (53kW)	10/85-10/91		F		22-0019-0		Lock	Th 14,0	
	-90		F		23-0322			Ø 213,2 Th 9,5-8,5	
		10/85-10/91		R		53-0063		Fiat	185,0x31
1.1 (33-37kW)	67-74		R		18-0073			Ø 117,8	
1.3 Eng.BLMC99H (47kW)	10/85-10/91		F		22-0019-0		Lock	Th 14,0	
	67-74		R		18-0073			Ø 117,8	
1.3 S (44kW)	10/85-10/91		F		22-0019-0		Lock	Th 14,0	
	69-71		R		18-0073			Ø 117,8	
<b>Regent 1/74-12/75</b>									
1.3 (46kW)	1/74-12/75		R		53-0101		Luc	203,2x38	Hand Brake
1.5 (55kW)	1/74-12/75		R		53-0101		Luc	203,2x38	Hand Brake
<b>Small 1/87-</b>									
500 (22kW)	92-94		F		23-0322			Ø 213,2 Th 9,5-8,5	
900 (38kW)	90-94		F		23-0322			Ø 213,2 Th 9,5-8,5	
































<b>Amigo 1/89-</b>									
2.2 16v, 4WD Eng.Y22E (96kW)	1/98-		R		53-0315		Ake	210,0x32	Hand Brake
	98-		R		18-0178			Ø 254,0	
















			Spare Parts	F/R	L/R	METELLI ref.	METELLI ref. w/KIT		DIMENSIONS mm.	NOTE
2.3 8v, AWD	89-93		F			23-0351			Ø 257,5 Th 22,0-20,6	Vent.
	1/89-12/93		R			53-0192		Ake	254,0x52	Hand Brake
	89-93		R			18-0178			Ø 254,0	
2.6 8v, 4WD Eng.4ZE1 (84kW)	89-94		F			23-0351			Ø 257,5 Th 22,0-20,6	Vent.
	1/89-12/94		R			53-0312		Ake	302,0x46	
	89-94		R			18-0178			Ø 254,0	
3.2 24v, 4WD	1/98-12/00		R			53-0315		Ake	210,0x32	Hand Brake
<b>Aska 1/83-</b>										
2.0 Eng.4ZC1 (61-81kW)	1/83-		R			53-0253	53-0253Y	Ake	180,0x36	Hand Brake
<b>Axiom 1/02-12/04</b>										
3.5 24v, 4WD	1/03-12/03		R			53-0315		Ake	210,0x32	Hand Brake
	1/04-12/04		R			53-0315		Ake	210,0x32	Hand Brake
<b>Campo 4/77-12/91</b>										
2.0 D, 4WD Eng.C220 (36kW)	4/77-12/82		F			22-0466-0		Ake	Th 15,0	
2.0, 4WD (52kW)	1/83-3/88		F			22-0360-0		Ake	Th 15,5	
	1/83-3/88		R			53-0192		Ake	254,0x52	Hand Brake
2.0, 4WD Eng.G200N (48kW)	4/77-12/82		F			22-0466-0		Ake	Th 15,0	
	4/77-12/82		R			53-0192		Ake	254,0x52	Hand Brake
2.0, 4WD Eng.G200Z (58-65kW)	6/85-12/88		F			22-0360-0		Ake	Th 15,5	
	6/85-12/88		R			53-0192		Ake	254,0x52	Hand Brake
2.2 Eng.4ZD1 (66kW)	1/89-12/90		R			53-0192		Ake	254,0x52	Hand Brake
	1/89-90		R			18-0179			Ø 254,0	
2.2 D 4WD Eng.C223 (39-45kW)	-88		F			22-0360-0		Ake	Th 15,5	
	88-		F			22-0244-0		Ake	Th 16,0	
	88-		F			23-0351			Ø 257,5 Th 22,0-20,6	Vent.
	1/83-12/91		R			53-0192		Ake	254,0x52	Hand Brake
	88-		R			18-0178			Ø 254,0	
2.3 Eng.23P (72kW)	1/88-		F			22-0244-0		Ake	Th 16,0	
	88-		F			23-0351			Ø 257,5 Th 22,0-20,6	Vent.
	1/88-12/91		R			53-0192		Ake	254,0x52	Hand Brake
	88-		R			18-0178			Ø 254,0	
2.5 D, 4WD Eng.4JA1 (55kW)	-88		F			22-0360-0		Ake	Th 15,5	
	88-		F			22-0244-0		Ake	Th 16,0	
	88-		F			23-0351			Ø 257,5 Th 22,0-20,6	Vent.
	88-		R			18-0178			Ø 254,0	
3.1 TD Eng.4J52T (77kW)	1/88-		F			22-0244-0		Ake	Th 16,0	
	88-		R			18-0178			Ø 254,0	
<b>D-Max/Wizard 5/02-</b>										
2.4 4WD Eng.C24SE (94kW)	5/02-		F			22-0731-0		Sum	Th 17,0	
2.5 D 4WD Eng.4JA1-T (74kW)	5/02-		R			53-0194			254,0x52	2WD
	5/02-		R			53-0193			295,0x47	4WD
2.5 TD, 4X4 Eng.4JK1-TC (100kW)	1/07-		F			22-0731-0		Sum	Th 17,0	
3.0 D 4WD Eng.4JH1-TC (96kW)	5/02-		F			22-0731-0		Sum	Th 17,0	
	5/02-		R			53-0193			295,0x47	
3.0 TD, 4X4 Eng.4JJ1-TC (120kW)	1/07-		F			22-0731-0		Sum	Th 17,0	
3.5 V6 24v 4WD Eng.6VE1 (147kW)	5/02-		F			22-0731-0		Sum	Th 17,0	
<b>Euromidi</b>										
All models	85-		R			18-0178			Ø 254,0	Axle Isuzu
	85-		R			18-0298			Ø 254,0	Axle Salisbury
<b>Fargo 1/81-12/94</b>										
1.8 D, TD Eng.4FB1 (45-54kW)	6/82-12/94		R			53-0190		Sum	254,0x50	Hand Brake
	7/88-		R			18-0178			Ø 254,0	Axle Isuzu
	7/88-		R			18-0298			Ø 254,0	Axle Salisbury
2.2 D Eng.4FD1 (54kW)	11/83-12/94		R			53-0190		Sum	254,0x50	Hand Brake
	7/88-		R			18-0178			Ø 254,0	Axle Isuzu
	7/88-		R			18-0298			Ø 254,0	Axle Salisbury
2.4 D Eng.4FG1	7/88-		R			18-0178			Ø 254,0	Axle Isuzu
	7/88-		R			18-0298			Ø 254,0	Axle Salisbury
<b>Faster 1/81-12/87</b>										
KB20, 21	-84		R			53-0190		Sum	254,0x50	Hand Brake
	84-		R			53-0191		Ake	254,0x50	Hand Brake
	81-84		R			18-0298			Ø 254,0	
	84-87		R			18-0178			Ø 254,0	
KB25	-84		R			53-0190		Sum	254,0x50	Hand Brake
	84-		R			53-0191		Ake	254,0x50	Hand Brake
KB26	-84		R			53-0190		Sum	254,0x50	Hand Brake
	84-		R			53-0191		Ake	254,0x50	Hand Brake













			Spare Parts	F/R	L/R	METELLI ref.	METELLI ref. w/KIT		DIMENSIONS mm.	NOTE
KB41	1/84-12/88			R		53-0191		Ake	254,0x50	Hand Brake
<b>Gemini I (JT) 1/82-</b>										
1.5 Eng.4XC1-U (52kW)	2/88-12/90		F			22-0360-0		Ake	Th 15,5	
1.5 D Eng.4EC1 (37kW)	2/88-12/90		F			22-0360-0		Ake	Th 15,5	
1.5 TD Eng.4EC1T (49kW)	2/88-12/90		F			22-0360-0		Ake	Th 15,5	
1.6 GTI 16v Eng.4XE1 (84kW)	8/88-12/90		F			22-0360-0		Ake	Th 15,5	
<b>Gemini II 1/90-</b>										
1.5 (73kW)	1/90-12/93		F			22-0360-0		Ake	Th 15,5	
<b>Holden Arl</b>										
2.6 Pick-up 2/4WD	88-		F			23-0351			Ø 257,5 Th 22,0-20,6	Vent.
<b>Mark I 1/82-12/91</b>										
1.5, T. Eng.4XC1-T (49kW)	85-89		R			18-0178			Ø 254,0	Exc. Turbo -87
1.6 16v Eng.4XE1W (98kW)	85-89		R			18-0178			Ø 254,0	Exc. Turbo -87
1.8 D, TD Eng.4FB1 (45-54kW)	85-89		R			18-0178			Ø 254,0	Exc. Turbo -87
<b>Midi Bus, Van 1/89-</b>										
2.0 TD Eng.4FC1T (51kW)	1/89-		F			22-0265-0		Sum	Th 15,5	
			R			18-0178			Ø 254,0	
2.0, 4WD Eng.4ZC1 (61-81kW)	1/89-		F			22-0265-0		Sum	Th 15,5	
	1/89-		R			53-0190		Sum	254,0x50	Hand Brake
			R			18-0178			Ø 254,0	
2.2 D, 4WD Eng.4FD1 (45kW)	1/89-		F			22-0265-0		Sum	Th 15,5	
	1/89-		R			53-0190		Sum	254,0x50	Hand Brake
			R			18-0178			Ø 254,0	
2.4 D, 4x4 Eng.4FG1T (56kW)	1/94-		F			22-0265-0		Sum	Th 15,5	
			R			18-0178			Ø 254,0	
<b>NKR 1/98-</b>										
3.0 (61kW)	1/98-12/01		F			22-0620-0		Ake	Th 20,0	35-50-60-65Q
	1/98-12/01		F			22-0621-0		Ake	Th 20,0	60-65Q, 17,5Inch Wheels
3.0 Eng.4JJ1-X (110kW)	10/06-		F			22-0620-0		Ake	Th 20,0	35-50-60-65Q
	10/06-		F			22-0621-0		Ake	Th 20,0	60-65Q, 17,5Inch Wheels
<b>NPR 1/98-</b>										
3.0 (61kW)	1/98-12/01		F			22-0620-0		Ake	Th 20,0	35-50-60-65Q
	1/98-12/01		F			22-0621-0		Ake	Th 20,0	60-65Q, 17,5Inch Wheels
3.0 Eng.4JJ1-X (110kW)	10/06-		F			22-0620-0		Ake	Th 20,0	35-50-60-65Q
	10/06-		F			22-0621-0		Ake	Th 20,0	60-65Q, 17,5Inch Wheels
<b>NQR 9/98-</b>										
4.7 Eng.4HE1-TC (107kW)	9/98-		F			22-0621-0		Ake	Th 20,0	
5.2 Eng.4HK1-XS (140kW)	9/98-		F			22-0621-0		Ake	Th 20,0	
<b>Oasis 1/96-12/99</b>										
2.2 16v	1/96-12/97		R			53-0159	53-0159K		170,0x35	
2.3 16v	1/98-12/98		R			53-0159	53-0159K		170,0x35	
	1/99-12/99		R			53-0159	53-0159K		170,0x35	
<b>Pick-Up (TFR-TFS)</b>										
1.6 4WD Eng.G161Z (58kW)	81-87		R			18-0178			Ø 254,0	
2.0 Eng.G200Z (57kW)	81-87		R			18-0178			Ø 254,0	
2.2 D Eng.C223 (38kW)			R			53-0192		Ake	254,0x52	Hand Brake
	81-87		R			18-0178			Ø 254,0	
2.3, 4x4 (68kW)	8/85-9/87		R			53-0192		Ake	254,0x52	Hand Brake
2.3, 4x4 (70kW)	10/87-8/96		R			53-0192		Ake	254,0x52	Hand Brake
2.5 D, TD, 4x4 Eng.4JA1,4JA1T (56kW)	6/90-		R			53-0192		Ake	254,0x52	Hand Brake
2.8 D Eng.4BA1 (55kW)	81-87		R			18-0178			Ø 254,0	
<b>Rodeo 1/88-</b>										
2.2 16v, 4WD Eng.Y22E (96kW)	1/98-12/03		R			53-0315		Ake	210,0x32	Hand Brake
2.6 8V, 4WD Eng.4ZE1/D1 (85-81kW)	1/91-12/97		R			53-0312		Ake	302,0x46	
3.1 12v, 4WD	1/91-12/92		R			53-0192		Ake	254,0x52	Hand Brake
3.2 24v, 4WD	1/93-12/04		R			53-0315		Ake	210,0x32	Hand Brake
<b>Trooper I (UBS) 1/83-12/91</b>										
2.0 Eng.G200Z (58kW)	-84		F			22-0466-0		Ake	Th 15,0	
	84-87		F			22-0360-0		Ake	Th 15,5	
	87-		F			22-0244-0		Ake	Th 16,0	
	1/83-12/91		R			53-0192		Ake	254,0x52	Hand Brake
	1/83-12/91		R			53-0190		Sum	254,0x50	Hand Brake
	84-85		R			18-0178			Ø 254,0	
2.2 D 4WD Eng.C223 (39kW)	-84		F			22-0466-0		Ake	Th 15,0	
	84-87		F			22-0360-0		Ake	Th 15,5	










































		Spare Parts	F/R	L/R	METELLI ref.	METELLI ref. w/KIT		DIMENSIONS mm.	NOTE
2.2 D 4WD Eng.C223 (39kW)	87-		F		22-0244-0		Ake	Th 16,0	
	5/84-12/89		R		53-0192		Ake	254,0x52	Hand Brake
	5/84-12/89		R		53-0190		Sum	254,0x50	Hand Brake
	85-87		R		18-0179			Ø 254,0	
2.8 TD Eng.4JB1T (71kW)	10/87-12/91		F		22-0244-0		Ake	Th 16,0	
	10/87-12/91		R		22-0359-0		Ake	Th 13,0	
	88-91		F		23-0351			Ø 257,5 Th 22,0-20,6	Vent.
	10/87-12/91		R		53-0192		Ake	254,0x52	Hand Brake
2.8 TD Eng.4JB1TC (78kW)	10/88-12/91		F		22-0244-0		Ake	Th 16,0	
	10/88-12/91		R		22-0359-0		Ake	Th 13,0	
	88-91		F		23-0351			Ø 257,5 Th 22,0-20,6	Vent.
	10/88-12/91		R		53-0192		Ake	254,0x52	Hand Brake
<b>Trooper I Soft Top (UBS) 1/83-12/91</b>									
2.0 Eng.G200Z (58kW)	-84		F		22-0466-0		Ake	Th 15,0	
	84-		F		22-0360-0		Ake	Th 15,5	
	1/83-12/85		R		53-0192		Ake	254,0x52	Hand Brake
	1/83-12/85		R		53-0190		Sum	254,0x50	Hand Brake
2.2 Eng.4ZD1 (66kW)	-87		R		53-0191		Ake	254,0x50	Hand Brake
	88-		R		53-0192		Ake	254,0x52	Hand Brake
	85-89		R		18-0179			Ø 254,0	
2.2 D Eng.C223 (45kW)	1/83-12/83		F		22-0466-0		Ake	Th 15,0	
	1/83-12/83		R		53-0192		Ake	254,0x52	Hand Brake
	1/83-12/83		R		53-0190		Sum	254,0x50	Hand Brake
2.2 D 4WD Eng.C223 (39kW)	-84		F		22-0466-0		Ake	Th 15,0	
	84-		F		22-0360-0		Ake	Th 15,5	
	5/84-7/89		R		53-0192		Ake	254,0x52	Hand Brake
	5/84-7/89		R		53-0190		Sum	254,0x50	Hand Brake
2.2 TD Eng.C223T (53kW)	-87		F		22-0360-0		Ake	Th 15,5	
	87-		F		22-0244-0		Ake	Th 16,0	
	85-87		R		18-0179			Ø 254,0	
2.6 Eng.4ZE1/D1 (85-81kW)	10/87-12/91		F		22-0244-0		Ake	Th 16,0	
	10/87-12/91		R		22-0359-0		Ake	Th 13,0	
	88-91		F		23-0351			Ø 257,5 Th 22,0-20,6	Vent.
	10/87-12/91		R		53-0192		Ake	254,0x52	Hand Brake
<b>Trooper II (UB), Soft Top 8/91-7/98</b>									
3.1 D Eng.4JG2-TC (84kW)	8/91-7/98		F		22-0357-0		Ake	Th 16,0	
	8/91-7/98		R		22-0358-0		Ake	Th 15,5	
	8/91-		F		23-0502			Ø 280,0 Th 26,0-24,6	Vent., +ABS
	8/91-7/98		R		53-0195			210,0x31	
3.2 Eng.6VD1 (130kW)	8/91-7/98		F		22-0357-0		Ake	Th 16,0	
	8/91-7/98		R		22-0358-0		Ake	Th 15,5	
	8/91-		F		23-0502			Ø 280,0 Th 26,0-24,6	Vent., +ABS
	8/91-		R		23-0511			Ø 313,0 Th 18,0-16,6	Vent., +ABS
8/91-7/98		R		53-0195			210,0x31		
<b>Trooper III, Soft Top 4/00-</b>									
3.0 DTI Eng.4JX1 (118kW)	4/00-		F		22-0357-0		Ake	Th 16,0	
	4/00-		F		22-0357-1		Ake	Th 17,0	+trip computer
	4/00-		R		22-0358-0		Ake	Th 15,5	
	4/00-		R		53-0195			210,0x31	
3.5 V6 24v Eng.6VE1 (158kW)	4/00-		F		22-0357-0		Ake	Th 16,0	
	4/00-		F		22-0357-1		Ake	Th 17,0	+trip computer
	4/00-		R		22-0358-0		Ake	Th 15,5	
	4/00-		R		53-0195			210,0x31	
<b>Truck</b>									
All models	88-91		R		18-0178			Ø 254,0	
<b>WFR 11 - 12 - 53 - 62</b>									
1.8 (61kW)			F		22-0265-0		Sum	Th 15,5	
			R		53-0190		Sum	254,0x50	Hand Brake
	86-91		R		18-0178			Ø 254,0	
2.0 Eng.4ZC1 (69kW)			F		22-0265-0		Sum	Th 15,5	
			R		53-0190		Sum	254,0x50	Hand Brake
	1/86-8/90		R		18-0178			Ø 254,0	
2.2 D Eng.C223 (44kW)			F		22-0265-0		Sum	Th 15,5	
			R		53-0190		Sum	254,0x50	Hand Brake
	85-8/90		R		18-0178			Ø 254,0	
<b>109 1/83-12/91</b>									
109.14 Zeta Eng.8060.04/.05 (96-99-101kW)	1/83-12/85		F		22-0269-0	22-0269-2K	Gir	Th 22,0	






				Spare Parts	F/R	L/R	METELLI ref.	METELLI ref. w/KIT		DIMENSIONS mm.	NOTE
<b>370 1/75-</b>											
370.35, S Eng.8280.02 (262kW)	1/77-			F			22-0649-0		Bre	Th 20,0	
<b>490 1/84-</b>											
18.29	1/84-			F			22-0649-0		Bre	Th 20,0	
<b>60 1/79-12/91</b>											
60.11 Zeta Eng.8040.25B/X (75-85kW)	-89			F			22-0579-1		Perr.	Th 23,0	
	89-			F			22-0579-2		Perr.	Th 23,0	
<b>65 1/70-12/91</b>											
65.12 Zeta Eng.8040.25B/X (75-85kW)	-89			F			22-0579-1		Perr.	Th 23,0	
	89-			F			22-0579-2		Perr.	Th 23,0	
65.9 Zeta Eng.8040.05 (65kW)	-89			F			22-0579-1		Perr.	Th 23,0	
	89-			F			22-0579-2		Perr.	Th 23,0	
<b>70 1/70-12/92</b>											
70.14 Zeta Eng.8060.05 (101kW)	-89			F			22-0579-1		Perr.	Th 23,0	
	89-			F			22-0579-2		Perr.	Th 23,0	
<b>79 1/83-12/91</b>											
79.10 Zeta Eng.8340.04 (73-74kW)	1/83-12/87			F			22-0579-0		Perr.	Th 23,0	
	1/83-12/87			F			22-0579-1		Perr.	Th 23,0	
79.12 T. Zeta Eng.8060.25B/X (75-85kW)	-89			F			22-0579-1		Perr.	Th 23,0	
	89-			F			22-0579-2		Perr.	Th 23,0	
79.14, 79.13 Zeta Eng.8040.04/.05 (96-99-101kW)	1/83-12/85			F			22-0579-0		Perr.	Th 23,0	
	1/83-12/85			F			22-0579-1		Perr.	Th 23,0	
<b>95 1/83-12/91</b>											
95.14 Zeta Eng.8060.04 (96-99-101kW)	1/83-12/91			F			22-0269-0	22-0269-2K	Gir	Th 22,0	
<b>CityClass 1/92-</b>											
491.22 Eng.8360.46 (165kW)	1/92-			F			22-0649-0		Bre	Th 20,0	
591.27 Eng.8360.46 (196kW)	1/92-			F			22-0649-0		Bre	Th 20,0	
<b>Daily - Grinta 1/79-12/90</b>											
28.8	-81			F			22-0016-0		Lock	Th 18,0	
	81-86			F			22-0016-4		Lock	Th 18,0	
30 F	1/79-12/90			R			53-0109		Ap	254,0x70	+AA, SRW, Hand Brake
30.8 Eng.8140.61 (53kW)	-81			F			22-0016-0		Lock	Th 18,0	
	81-86			F			22-0051-1		Bre	Th 18,5	
	81-86			F			22-0016-4		Lock	Th 18,0	
	86-89			F			22-0051-0		Bre	Th 18,5	
	86-89			F			22-0016-1		Lock	Th 18,0	
	1/79-12/90			R			53-0064		Ap	254,0x90	Hand Brake
32 F	1/79-12/90			R			53-0109		Ap	254,0x70	+AA, SRW, Hand Brake
32.8 Eng.8140.61 (53kW)	1/79-12/90			R			53-0109		Ap	254,0x70	+AA, SRW, Hand Brake
	1/79-12/90			R			53-0064		Ap	254,0x90	Hand Brake
35.10 Eng.8140.21 (68kW)	81-86			F			22-0051-1		Bre	Th 18,5	
	81-86			F			22-0016-4		Lock	Th 18,0	
	86-89			F			22-0051-0		Bre	Th 18,5	
	86-89			F			22-0016-1		Lock	Th 18,0	
	82-			R			18-0014			Ø 254,0	
35.10 T. Eng.8140.21 (68kW)	82-			R			18-0014			Ø 254,0	
35.12 T. Eng.8140.61 (53kW)	82-			R			18-0014			Ø 254,0	
35.8 Eng.8140.61 (53kW)	-81			F			22-0016-0		Lock	Th 18,0	
	81-86			F			22-0051-1		Bre	Th 18,5	
	81-86			F			22-0016-4		Lock	Th 18,0	
	86-89			F			22-0051-0		Bre	Th 18,5	
	86-89			F			22-0016-1		Lock	Th 18,0	
	1/79-12/90			R			53-0064		Ap	254,0x90	Hand Brake
	82-			R			18-0014			Ø 254,0	
40.10 Eng.8140.21 (68kW)	-86			F			22-0051-1		Bre	Th 18,5	
	-86			F			22-0016-4		Lock	Th 18,0	
	-86			F			22-0014-5		Perr.	Th 18,0	4WD
	86-			F			22-0051-0		Bre	Th 18,5	
	86-			F			22-0016-1		Lock	Th 18,0	
	86-			F			22-0014-2		Perr.	Th 18,0	4WD
	82-			R			18-0014			Ø 254,0	
40.10 Eng.8140.27S (68kW)	-86			F			22-0051-1		Bre	Th 18,5	
	-86			F			22-0016-4		Lock	Th 18,0	
	-86			F			22-0014-5		Perr.	Th 18,0	4WD


























		Spare Parts	F/R	L/R	METELLI ref.	METELLI ref. w/KIT		DIMENSIONS mm.	NOTE	
40.10 Eng.8140.27S (68kW)		86-	F		22-0051-0		Bre	Th 18,5		
		86-	F		22-0016-1		Lock	Th 18,0		
		86-	F		22-0014-2		Perr.	Th 18,0	4WD	
40.10 T. Eng.8140.21 (68kW)		82-		R	18-0014			Ø 254,0		
40.12		82-		R	18-0014			Ø 254,0		
40.8 Eng.8140.61 (53kW)		-86	F		22-0051-1		Bre	Th 18,5		
		-86	F		22-0016-4		Lock	Th 18,0		
		86-	F		22-0051-0		Bre	Th 18,5		
		86-	F		22-0016-1		Lock	Th 18,0		
		1/79-12/90		R		53-0064		Ap	254,0x90	Hand Brake
		82-		R	18-0014			Ø 254,0		
45.10 Eng.8140.21 (68kW)		-86	F		22-0014-5		Perr.	Th 18,0		
		86-	F		22-0014-2		Perr.	Th 18,0		
		86-89	F		22-0014-6		Perr.	Th 18,0		
		1/79-12/90		R		53-0064		Ap	254,0x90	Hand Brake
		82-		R	18-0014			Ø 254,0		
49.10 T. Eng.8140.21 (68kW)		-86	F		22-0014-5		Perr.	Th 18,0		
		86-	F		22-0014-2		Perr.	Th 18,0		
		86-89	F		22-0014-6		Perr.	Th 18,0		
		1/79-12/90		R		53-0064		Ap	254,0x90	Hand Brake
		82-		R	18-0014			Ø 254,0		
49.12				R	18-0014			Ø 254,0		
<b>Daily I 1/91-1/99</b>										
30.10 Eng.8140.23 (76kW)		-96	F		22-0139-0		Bre	Th 18,0		
		-96	F		22-0051-2		Bre	Th 18,5		
		-96	F		22-0016-2		Lock	Th 18,0		
		96-	F		22-0139-1		Bre	Th 18,0		
30.8 Eng.8140.07 (55kW)		-96	F		22-0139-0		Bre	Th 18,0		
		-96	F		22-0051-2		Bre	Th 18,5		
		-96	F		22-0016-2		Lock	Th 18,0		
		96-	F		22-0139-1		Bre	Th 18,0		
30.8 Eng.8140.61 (53kW)		-96	F		22-0139-0		Bre	Th 18,0		
		-96	F		22-0051-2		Bre	Th 18,5		
		-96	F		22-0016-2		Lock	Th 18,0		
		96-	F		22-0139-1		Bre	Th 18,0		
		91-96		F		23-0342			Ø 266,5 Th 14,2-12,8	
96-99		F		23-0481			Ø 290,0 Th 22,0-19,0			
30.8 Eng.8140.63 (62kW)		96-	F		22-0139-1		Bre	Th 18,0		
30.8 Eng.8140.67F (55-60kW)		-96	F		22-0139-0		Bre	Th 18,0		
		-96	F		22-0051-2		Bre	Th 18,5		
		-96	F		22-0016-2		Lock	Th 18,0		
		96-	F		22-0139-1		Bre	Th 18,0		
35.10 Eng.8140.21 (68kW)		-96	F		22-0139-0		Bre	Th 18,0		
		-96	F		22-0051-2		Bre	Th 18,5		
		-96	F		22-0016-2		Lock	Th 18,0		
		96-	F/R		22-0212-0	22-0212-1K	Bre	Th 20,0		
		96-	F/R			22-0212-2K	Bre	Th 20,0		
		91-96		F		23-0079			Ø 266,5 Th 14,2-12,8	
		96-99		F		23-0481			Ø 290,0 Th 22,0-19,0	
		96-99		R		23-0477			Ø 289,0 Th 22,0-19,0	
		1/91-1/99		R		53-0065		Ap	254,0x90	
		1/91-1/99		R		53-0077	53-0077K	Bre	170,0x45	
1/91-1/99		R		53-0097	53-0097K	Bre	170,0x45	Hand Brake		
1/91-1/99		R		53-0086	53-0086K	Bre	190,0x42	Hand Brake		
35.10 Eng.8140.23 (76kW)		-96	F		22-0139-0		Bre	Th 18,0		
		-96	F		22-0051-2		Bre	Th 18,5		
		-96	F		22-0016-2		Lock	Th 18,0		
		96-	F/R		22-0212-0	22-0212-1K	Bre	Th 20,0		
		96-	F/R			22-0212-2K	Bre	Th 20,0		
		1/96-12/99		R		53-0077	53-0077K	Bre	170,0x45	
1/96-12/99		R		53-0097	53-0097K	Bre	170,0x45	Hand Brake		
35.10 Eng.8140.47R (76kW)		-96	F		22-0139-0		Bre	Th 18,0		
		-96	F		22-0051-2		Bre	Th 18,5		
		-96	F		22-0016-2		Lock	Th 18,0		
		-96	F		23-0079			Ø 266,5 Th 14,2-12,8		
		1/89-4/96		R		53-0065		Ap	254,0x90	
		1/89-4/96		R		53-0077	53-0077K	Bre	170,0x45	












		Spare Parts	F/R	L/R	METELLI ref.	METELLI ref. w/KIT		DIMENSIONS mm.	NOTE	
35.10 Eng.8140.47R (76kW)	1/89-4/96		R		53-0097	53-0097K	Bre	170,0x45	Hand Brake	
			R		53-0086	53-0086K	Bre	190,0x42	Hand Brake	
35.12 Eng.8140.47 (85kW)	1/90-1/96		F		22-0014-3		Perr.	Th 18,0		
	1/90-1/96		R		53-0065		Ap	254,0x90		
35.12 V, C Eng.8140.61 (53kW)	-96		F		22-0014-3		Perr.	Th 18,0		
	96-		F/R		22-0212-0	22-0212-1K	Bre	Th 20,0		
	96-		F/R			22-0212-2K	Bre	Th 20,0		
	91-96		F		23-0241			Ø 280,0 Th 16,1-13,0		
	96-99		F		23-0481			Ø 290,0 Th 22,0-19,0		
	96-99		R		23-0477			Ø 289,0 Th 22,0-19,0		
	96-		R		53-0077	53-0077K	Bre	170,0x45		
	96-		R		53-0097	53-0097K	Bre	170,0x45	Hand Brake	
	96-		R		53-0086	53-0086K	Bre	190,0x42	Hand Brake	
	35.8 Eng.8140.07 (55kW)		-96		F		22-0139-0		Bre	Th 18,0
-96		F			22-0051-2		Bre	Th 18,5		
-96		F			22-0016-2		Lock	Th 18,0		
96-		F/R			22-0212-0	22-0212-1K	Bre	Th 20,0		
96-		F/R				22-0212-2K	Bre	Th 20,0		
1/89-12/98		R			53-0077	53-0077K	Bre	170,0x45		
		R			53-0097	53-0097K	Bre	170,0x45	Hand Brake	
		R			53-0065		Ap	254,0x90	F8	
		96-	R			53-0109		Ap	254,0x70	Hand Brake
		96-	R			53-0086	53-0086K	Bre	190,0x42	Hand Brake
35.8 Eng.8140.61 (53kW)	-96		F		22-0139-0		Bre	Th 18,0		
	-96		F		22-0051-2		Bre	Th 18,5		
	-96		F		22-0016-2		Lock	Th 18,0		
	96-		F/R		22-0212-0	22-0212-1K	Bre	Th 20,0		
	96-		F/R			22-0212-2K	Bre	Th 20,0		
	91-96		F		23-0079			Ø 266,5 Th 14,2-12,8		
	96-99		F		23-0481			Ø 290,0 Th 22,0-19,0		
	96-99		R		23-0477			Ø 289,0 Th 22,0-19,0		
	1/91-1/99		R		53-0077	53-0077K	Bre	170,0x45		
			R		53-0097	53-0097K	Bre	170,0x45	Hand Brake	
R			53-0065		Ap	254,0x90				
96-		R		53-0086	53-0086K	Bre	190,0x42	Hand Brake		
35.8 Eng.8140.63 (62kW)		-96		F		22-0139-0		Bre	Th 18,0	
	-96	F			22-0051-2		Bre	Th 18,5		
	-96	F			22-0016-2		Lock	Th 18,0		
	96-	F/R			22-0212-0	22-0212-1K	Bre	Th 20,0		
	96-	F/R				22-0212-2K	Bre	Th 20,0		
	1/91-1/99	R			53-0077	53-0077K	Bre	170,0x45		
		R			53-0097	53-0097K	Bre	170,0x45	Hand Brake	
		R			53-0065		Ap	254,0x90	F8	
		96-		R		53-0109		Ap	254,0x70	Hand Brake
		96-		R		53-0086	53-0086K	Bre	190,0x42	Hand Brake
35.8 Eng.8140.67F (55-60kW)	-96		F		22-0139-0		Bre	Th 18,0		
	-96		F		22-0051-2		Bre	Th 18,5		
	-96		F		22-0016-2		Lock	Th 18,0		
	96-		F/R		22-0212-0	22-0212-1K	Bre	Th 20,0		
	96-		F/R			22-0212-2K	Bre	Th 20,0		
	1/91-8/98		R		53-0077	53-0077K	Bre	170,0x45		
			R		53-0097	53-0097K	Bre	170,0x45	Hand Brake	
			R		53-0065		Ap	254,0x90	F8	
			96-	R		53-0086	53-0086K	Bre	190,0x42	Hand Brake
			40.10 Eng.8140.21 (68kW)	1/91-1/99		F		22-0014-7		Perr.
-96	F			22-0139-0			Bre	Th 18,0		
-96	F			22-0051-2			Bre	Th 18,5		
-96	F			22-0016-2			Lock	Th 18,0		
-96	F			22-0014-3			Perr.	Th 18,0	4WD	
96-	F/R			22-0212-0		22-0212-1K	Bre	Th 20,0		
96-	F/R					22-0212-2K	Bre	Th 20,0		
91-	F			23-0079				Ø 266,5 Th 14,2-12,8		
91-99	R		18-0014			Ø 254,0				
40.10 Eng.8140.23 (76kW)	1/96-12/99		F		22-0014-3		Perr.	Th 18,0	4WD	
	1/96-12/99		F		22-0014-7		Perr.	Th 18,0	4WD	
	96-		F/R		22-0212-0	22-0212-1K	Bre	Th 20,0		
	96-		F/R			22-0212-2K	Bre	Th 20,0		




		Spare Parts	F/R	L/R	METELLI ref.	METELLI ref. w/KIT		DIMENSIONS mm.	NOTE
40.10 Eng.8140.27 (76kW)	1/89-12/96		F		22-0014-7		Perr.	Th 18,0	4WD
			-96	F	22-0139-0		Bre	Th 18,0	
			-96	F	22-0051-2		Bre	Th 18,5	
			-96	F	22-0016-2		Lock	Th 18,0	
			-96	F	22-0014-3		Perr.	Th 18,0	4WD
40.12 Eng.8140.43 (90kW)	96-		F/R		22-0212-0	22-0212-1K	Bre	Th 20,0	
			96-	F/R		22-0212-2K	Bre	Th 20,0	
40.8 Eng.8140.61 (53kW)	-96		F		22-0139-0		Bre	Th 18,0	
			-96	F	22-0051-2		Bre	Th 18,5	
			-96	F	22-0016-2		Lock	Th 18,0	
			91-		F	23-0079			Ø 266,5 Th 14,2-12,8
	1/91-1/99		R	53-0065		Ap	254,0x90	F8	
91-99		R	18-0014			Ø 254,0			
45.10 Eng.8140.23 (76kW)	96-		F/R		22-0212-0	22-0212-1K	Bre	Th 20,0	
			96-	F/R		22-0212-2K	Bre	Th 20,0	
45.10 Eng.8140.27 (76kW)	1/89-12/96		F		22-0014-3		Perr.	Th 18,0	
45.10 TD Eng.8140.21 (68kW)	91-96		F		23-0241			Ø 280,0 Th 16,1-13,0	
45.12 TD Eng.8140.47 (85kW)	96-		F/R		22-0212-0	22-0212-1K	Bre	Th 20,0	
			96-	F/R		22-0212-2K	Bre	Th 20,0	
			91-96		F	23-0241			Ø 280,0 Th 16,1-13,0
49.10 Eng.8140.27 (76kW)	1/89-12/96		F		22-0014-3		Perr.	Th 18,0	
49.10 Eng.8140.47R (76kW)	1/89-4/96		F		22-0014-3		Perr.	Th 18,0	
49.10 TD Eng.8140.21 (68kW)	96-		F/R		22-0212-0	22-0212-1K	Bre	Th 20,0	
			96-	F/R		22-0212-2K	Bre	Th 20,0	
	91-96		F	23-0241			Ø 280,0 Th 16,1-13,0		
	91-99		R	18-0014			Ø 254,0		
49.12 TD Eng.8140.21 (68kW)	-96		F		22-0014-3		Perr.	Th 18,0	
			96-	F/R	22-0212-0	22-0212-1K	Bre	Th 20,0	
			96-	F/R		22-0212-2K	Bre	Th 20,0	
			91-96	F	23-0241			Ø 280,0 Th 16,1-13,0	
			96-99		F	23-0481			Ø 290,0 Th 22,0-19,0
96-99	R	23-0477			Ø 289,0 Th 22,0-19,0				
59.12 TD Eng.8140.21/.47 (85kW)	91-96		F		23-0241			Ø 280,0 Th 16,1-13,0	
<b>Daily II 2/99-4/06</b>									
29L11 2.8 D Eng.8140.43C/B (62-78kW)	-03		F		22-0212-3	22-0212-4K	Bre	Th 17,0	
			2/99-	R	22-0604-0		Bre	Th 20,0	
29L12 2.3JTD Eng.F1AE0481C (70kW)	03-06		F		22-0212-3	22-0212-4K	Bre	Th 17,0	
			2/99-	R	22-0604-0		Bre	Th 20,0	
			04-06		F	23-0909			Ø 290,0 Th 22,0-19,0
29L9 2.8D Eng.8140.63 (62kW)	5/99-12/02		F		22-0212-3	22-0212-4K	Bre	Th 17,0	
			5/99-12/02	R	22-0604-0		Bre	Th 20,0	
35C10 2.3JTD Eng.F1AE0481A (70kW)	9/02-4/06		F/R		22-0212-0	22-0212-1K	Bre	Th 20,0	
			04-06		F	23-0909			Ø 290,0 Th 22,0-19,0
35C11V 2.8 D Eng.8140.43C/B (78kW)	2/99-		F/R		22-0212-0	22-0212-1K	Bre	Th 20,0	
			5/99-04	F	23-0570			Ø 276,0 Th 22,0-19,0	
	04-06		F	23-0909			Ø 290,0 Th 22,0-19,0	Vent.	
	5/99-	R	23-0779			Ø 276,0 Th 16,0-13,0	+ABS		
	5/99-	R	23-0572			Ø 276,0 Th 16,0-13,0	-ABS		
	2/99-4/06		R	53-0077	53-0077K	Bre	170,0x45		
	2/99-4/06		R	53-0097	53-0097K	Bre	170,0x45	Hand Brake	
35C12 2.3JTD Eng.F1AE0481A (85kW)	9/02-4/06		F/R		22-0212-0	22-0212-1K	Bre	Th 20,0	
			04-06	F	23-0909			Ø 290,0 Th 22,0-19,0	Vent.
			02-06	R	23-0477			Ø 289,0 Th 22,0-19,0	
35C13V 2.8 D Eng.8140.43S (92-94kW)	2/99-		F/R		22-0212-0	22-0212-1K	Bre	Th 20,0	
			5/99-04	F	23-0570			Ø 276,0 Th 22,0-19,0	
	04-06		F	23-0909			Ø 290,0 Th 22,0-19,0	Vent.	
	5/99-	R	23-0779			Ø 276,0 Th 16,0-13,0	+ABS		
	5/99-	R	23-0572			Ø 276,0 Th 16,0-13,0	-ABS		
	2/99-4/06		R	53-0077	53-0077K	Bre	170,0x45		
	2/99-4/06		R	53-0097	53-0097K	Bre	170,0x45	Hand Brake	
35C15V Eng.8140.43N (107kW)	2/99-		F/R		22-0212-0	22-0212-1K	Bre	Th 20,0	
			5/99-04	F	23-0570			Ø 276,0 Th 22,0-19,0	
	04-06		F	23-0909			Ø 290,0 Th 22,0-19,0	Vent.	
	5/99-	R	23-0779			Ø 276,0 Th 16,0-13,0	+ABS		
	5/99-	R	23-0572			Ø 276,0 Th 16,0-13,0	-ABS		
			R	53-0077	53-0077K	Bre	170,0x45		
		R	53-0097	53-0097K	Bre	170,0x45	Hand Brake		




		Spare Parts	F/R	L/R	METELLI ref.	METELLI ref. w/KIT		DIMENSIONS mm.	NOTE
35C9 2.8 D Eng.8140.63 (62kW)	2/99-	F	F/R		22-0212-0	22-0212-1K	Bre	Th 20,0	
	5/99-04		F		23-0570			Ø 276,0 Th 22,0-19,0	
	04-06	R	F		23-0909			Ø 290,0 Th 22,0-19,0	Vent.
	5/99-		R		23-0779			Ø 276,0 Th 16,0-13,0	+ABS
	5/99-	R	R		23-0572			Ø 276,0 Th 16,0-13,0	-ABS
	2/99-4/06		R		53-0077	53-0077K	Bre	170,0x45	
	2/99-4/06	R	R		53-0097	53-0097K	Bre	170,0x45	Hand Brake
			R		53-0086	53-0086K	Bre	190,0x42	Hand Brake
35S10 2.3JTD Eng.F1AE0481A (70kW)	9/02-4/06	F	F		22-0212-3	22-0212-4K	Bre	Th 17,0	
	9/02-4/06		R		22-0604-0		Bre	Th 20,0	
	04-06	F	F		23-0909			Ø 290,0 Th 22,0-19,0	Vent.
			R		23-0779			Ø 276,0 Th 16,0-13,0	+ABS
35S11 2.8 D Eng.8140.43C (78kW)	-03	F	F		22-0212-3	22-0212-4K	Bre	Th 17,0	
	2/99-		R		22-0604-0		Bre	Th 20,0	
	5/99-04	F	F		23-0570			Ø 276,0 Th 22,0-19,0	
	04-06		R		23-0909			Ø 290,0 Th 22,0-19,0	Vent.
	5/99-	R	F		23-0779			Ø 276,0 Th 16,0-13,0	+ABS
	5/99-		R		23-0572			Ø 276,0 Th 16,0-13,0	-ABS
	2/99-4/06	R	R		53-0077	53-0077K	Bre	170,0x45	
	2/99-4/06		R		53-0097	53-0097K	Bre	170,0x45	Hand Brake
	2/99-4/06	R		53-0086	53-0086K	Bre	190,0x42	Hand Brake	
	35S12 2.3JTD Eng.F1AE0481B (85kW)	9/02-	F	F		22-0212-3	22-0212-4K	Bre	Th 17,0
9/02-		R			22-0604-0		Bre	Th 20,0	
04-06		F	F		23-0909			Ø 290,0 Th 22,0-19,0	Vent.
			R		23-0779			Ø 276,0 Th 16,0-13,0	+ABS
35S13 2.8 D Eng.8140.43S (92kW)	99-06	F	F		22-0212-3	22-0212-4K	Bre	Th 17,0	
	2/99-		R		22-0604-0		Bre	Th 20,0	
	5/99-04	F	F		23-0570			Ø 276,0 Th 22,0-19,0	
	04-06		R		23-0909			Ø 290,0 Th 22,0-19,0	Vent.
	5/99-	R	F		23-0779			Ø 276,0 Th 16,0-13,0	+ABS
	5/99-		R		23-0572			Ø 276,0 Th 16,0-13,0	-ABS
	2/99-4/06	R	R		53-0077	53-0077K	Bre	170,0x45	
	2/99-4/06		R		53-0097	53-0097K	Bre	170,0x45	Hand Brake
2/99-4/06	R		53-0086	53-0086K	Bre	190,0x42	Hand Brake		
35S15 2.8 D Eng.8140.43N (107kW)	03-06	F	F		22-0212-3	22-0212-4K	Bre	Th 17,0	
	2/99-		R		22-0604-0		Bre	Th 20,0	
	5/99-04	F	F		23-0570			Ø 276,0 Th 22,0-19,0	
	04-06		R		23-0909			Ø 290,0 Th 22,0-19,0	Vent.
	5/99-	R	F		23-0779			Ø 276,0 Th 16,0-13,0	+ABS
	5/99-		R		23-0572			Ø 276,0 Th 16,0-13,0	-ABS
	2/99-4/06	R	R		53-0077	53-0077K	Bre	170,0x45	
	2/99-4/06		R		53-0097	53-0097K	Bre	170,0x45	Hand Brake
2/99-4/06	R		53-0086	53-0086K	Bre	190,0x42	Hand Brake		
35S9 2.8 D Eng.8140.63 (62kW)	-03	F	F		22-0212-3	22-0212-4K	Bre	Th 17,0	
	2/99-		R		22-0604-0		Bre	Th 20,0	
	5/99-04	F	F		23-0570			Ø 276,0 Th 22,0-19,0	
	04-06		R		23-0909			Ø 290,0 Th 22,0-19,0	Vent.
	5/99-	R	F		23-0779			Ø 276,0 Th 16,0-13,0	+ABS
	5/99-		R		23-0572			Ø 276,0 Th 16,0-13,0	-ABS
	2/99-4/06	R	R		53-0077	53-0077K	Bre	170,0x45	
	2/99-4/06		R		53-0097	53-0097K	Bre	170,0x45	Hand Brake
50C11 2.8 D Eng.8140.43C/B (78kW)	2/99-	F	F		22-0578-0	22-0578-0K	Bre	Th 20,0	
2/99-	F/R			22-0212-0	22-0212-1K	Bre	Th 20,0		
	04-06	F	F		23-0909			Ø 290,0 Th 22,0-19,0	Vent.
			R		23-0779			Ø 276,0 Th 16,0-13,0	+ABS
50C13 2.8 D Eng.8140.43S (92-94kW)	10/99-	F	F		22-0578-0	22-0578-0K	Bre	Th 20,0	
	10/99-		F/R		22-0212-0	22-0212-1K	Bre	Th 20,0	
	04-06	F	F		23-0909			Ø 290,0 Th 22,0-19,0	Vent.
	R			23-0779			Ø 276,0 Th 16,0-13,0	+ABS	
50C14 3.0JTD Eng.F1CE0481A (136kW)	1/05-	F/R			22-0212-0	22-0212-1K	Bre	Th 20,0	
65C15 2.8 TD Eng.8140.43N (107-90kW)	2/99-	F	F		22-0578-0	22-0578-0K	Bre	Th 20,0	
	2/99-		R		22-0212-0	22-0212-1K	Bre	Th 20,0	
	04-06	F	F		23-0909			Ø 290,0 Th 22,0-19,0	Vent.
	R			23-0779			Ø 276,0 Th 16,0-13,0	+ABS	
<b>Daily III 5/06-</b>									
2.3 HPI Eng.F1AE0481F (71kW)	5/06-	F	F		22-0671-1	22-0671-1K	Bre	Th 21,0	
	5/06-		R		22-0604-0	22-0604-1K	Bre	Th 20,0	29L10,12,14 / 35S10, 12, 14
	5/06-	R	R		22-0711-0	22-0711-0K	Bre	Th 20,5	35C10, 12 / 40C10, 12
	06-		F		23-0913			Ø 300,0 Th 28,0-25,0	Vent.
	06-	R	R		23-0910			Ø 296,0 Th 16,0-13,0	
	F			23-0909			Ø 290,0 Th 22,0-19,0	Vent.	
2.3 HPI Eng.F1AE0481G (85kW)	5/06-	F	F		22-0671-1	22-0671-1K	Bre	Th 21,0	
	5/06-		R		22-0604-0	22-0604-1K	Bre	Th 20,0	29L10,12,14 / 35S10, 12, 14






		Spare Parts	F/R	L/R	METELLI ref.	METELLI ref. w/KIT		DIMENSIONS mm.	NOTE
2.3 HPI Eng.F1AE0481G (85kW)	5/06-		R		22-0711-0	22-0711-0K	Bre	Th 20,5	35C10, 12 / 40C10, 12
	06-		F		23-0913			Ø 300,0 Th 28,0-25,0	Vent.
	06-		R		23-0910			Ø 296,0 Th 16,0-13,0	
2.3 HPI Eng.F1AE0481H (100kW)	5/06-		R		22-0671-1	22-0671-1K	Bre	Th 21,0	
	5/06-		R		22-0604-0	22-0604-1K	Bre	Th 20,0	29L10,12,14 / 35S10, 12, 14
	5/06-		R		22-0711-0	22-0711-0K	Bre	Th 20,5	35C10, 12 / 40C10, 12
	06-		F		23-0913			Ø 300,0 Th 28,0-25,0	Vent.
	06-		R		23-0910			Ø 296,0 Th 16,0-13,0	
3.0 HPI Eng.F1CE0481F (108kW)	5/06-		F		22-0671-1	22-0671-1K	Bre	Th 21,0	
	5/06-		F		22-0268-0	22-0268-4K	Bre	Th 22,0	Serie 60, 65
	5/06-		R		22-0604-0	22-0604-1K	Bre	Th 20,0	35S18
	5/06-		R		22-0711-0	22-0711-0K	Bre	Th 20,5	35C14, 15, 18 / 40C14, 15, 18 / 45C14, 15, 18 / 50C14, 15, 18
	06-		F		23-0914			Ø 290,0 Th 28,0-25,0	Vent.
	06-		R		23-0477			Ø 289,0 Th 22,0-19,0	
3.0 HPI Eng.F1CE0481H (130kW)	5/06-		F		22-0671-1	22-0671-1K	Bre	Th 21,0	
	5/06-		F		22-0268-0	22-0268-4K	Bre	Th 22,0	Serie 60, 65
	5/06-		R		22-0604-0	22-0604-1K	Bre	Th 20,0	35S18
	5/06-		R		22-0711-0	22-0711-0K	Bre	Th 20,5	35C14, 15, 18 / 40C14, 15, 18 / 45C14, 15, 18 / 50C14, 15, 18
	06-		F		23-0914			Ø 290,0 Th 28,0-25,0	Vent.
	06-		R		23-0477			Ø 289,0 Th 22,0-19,0	
3.0 HPT (130kW)	07-		F		22-0212-0		Bre	Th 20,0	
<b>EuroCargo 1/91-</b>									
100 E 15 Eng.8060.25R (105-130kW)	-00		F/R		22-0269-0	22-0269-1K	Gir	Th 22,0	
	-00		F/R			22-0269-2K	Gir	Th 22,0	
100 E 15 Eng.8060.45R (105-130kW)	-00		F/R		22-0269-0	22-0269-1K	Gir	Th 22,0	
	-00		F/R			22-0269-2K	Gir	Th 22,0	
100 E 17 Eng.F4AE0481A (125kW)	00-		F/R		22-0269-0	22-0269-4K	Gir	Th 22,0	
100 E 18 Eng.8060.25V (130kW)	00-		F/R			22-0269-1K	Gir	Th 22,0	
	00-		F/R			22-0269-2K	Gir	Th 22,0	
	00-		F/R			22-0269-4K	Gir	Th 22,0	
	1/91-		F/R		22-0269-0	22-0269-1K	Gir	Th 22,0	
100 E 18 Eng.F4AE0681E (134kW)	1/91-		F/R			22-0269-2K	Gir	Th 22,0	
	1/91-		F/R			22-0269-4K	Gir	Th 22,0	
	9/00-		F/R		22-0269-0	22-0269-1K	Gir	Th 22,0	
100 E 21 Eng.8060.45 (152-105kW)	9/00-		F/R			22-0269-2K	Gir	Th 22,0	
	9/00-		F/R			22-0269-4K	Gir	Th 22,0	
	1/91-		F/R		22-0269-0	22-0269-1K	Gir	Th 22,0	
100 E 21 Eng.F4AE0681D (154kW)	1/91-		F/R			22-0269-2K	Gir	Th 22,0	
	1/91-		F/R			22-0269-4K	Gir	Th 22,0	
	9/00-		F/R		22-0269-0		Gir	Th 22,0	
120 E 15 Eng.8060.25R (105-130kW)	-00		F		22-0580-0		Knorr	Th 25,0	
120 E 18 Eng.8060.25V (130kW)	-00		F		22-0580-0		Knorr	Th 25,0	
120 E 23 Eng.8060.45S/.6090 (167kW)	-00		F		22-0580-0		Knorr	Th 25,0	
120 E 24 Eng.F4AE0681B (176kW)	00-		F/R		22-0582-0		Wab	Th 26,0	
120 E 28 Eng.F4AE0681A (202kW)	00-		F/R		22-0582-0		Wab	Th 26,0	
120 EL 17 Eng.F4AE0481A (125kW)	00-		F/R		22-0582-0		Wab	Th 26,0	
120 EL 21 Eng.F4AE0681D (154kW)	9/00-		F/R		22-0582-0		Wab	Th 26,0	
130 E 15 Eng.8060.25R (105-130kW)	-00		F		22-0580-0		Knorr	Th 25,0	
130 E 18 Eng.8060.25V (130-105kW)	-00		F		22-0580-0		Knorr	Th 25,0	
	00-		F/R		22-0584-0		Knorr	Th 30,0	
130 E 18 Eng.F4AE0681E (134kW)	-00		F		22-0580-0		Knorr	Th 25,0	
	00-		F/R		22-0584-0		Knorr	Th 30,0	




		Spare Parts	F/R	L/R	METELLI ref.	METELLI ref. w/KIT		DIMENSIONS mm.	NOTE
130 E 21 Eng.F4AE0681D (154kW)	1/03-		F/R		<b>22-0584-0</b>		Knorr	Th 30,0	
130 E 23 Eng.8060.45S/.6090 (167kW)	-00		F		<b>22-0580-0</b>		Knorr	Th 25,0	
130 E 24 Eng.F4AE0681B (176kW)	00-		F/R		<b>22-0584-0</b>		Knorr	Th 30,0	
130 E 25 Eng.F4AE3681D (185kW)	5/07-		F/R		<b>22-0584-0</b>		Knorr	Th 30,0	
130 E 28 Eng.F4AE0681A (202kW)	00-		F/R		<b>22-0584-0</b>		Knorr	Th 30,0	
135 E 18 Eng.8060.25V (130-105kW)	1/93-12/96		F		<b>22-0580-0</b>		Knorr	Th 25,0	
135 E 18 Eng.8060.25V.48 (130kW)	-00		F		<b>22-0580-0</b>		Knorr	Th 25,0	
135 E 23 Eng.8060.45S/.6090 (167kW)	-00		F		<b>22-0580-0</b>		Knorr	Th 25,0	
140 E 18 Eng.F4AE0681E (134kW)	00-		F/R		<b>22-0584-0</b>		Knorr	Th 30,0	
140 E 22 Eng.F4AE3681B (160kW)	5/07-		F/R		<b>22-0584-0</b>		Knorr	Th 30,0	
140 E 24 Eng.F4AE0681B (176kW)	00-		F/R		<b>22-0584-0</b>		Knorr	Th 30,0	
140 E 25 Eng.F4AE3681D (185kW)	5/07-		F/R		<b>22-0584-0</b>		Knorr	Th 30,0	
140 E 28 Eng.F4AE0681A (202kW)	1/05-		F/R		<b>22-0584-0</b>		Knorr	Th 30,0	
150 E 15 Eng.8060.25R (105-130kW)	1/92-12/96		F		<b>22-0580-0</b>		Knorr	Th 25,0	
150 E 18 Eng.8060.25V (105-130kW)	-00		F		<b>22-0580-0</b>		Knorr	Th 25,0	
	00-		F/R		<b>22-0584-0</b>		Knorr	Th 30,0	
150 E 18 Eng.F4AE0681E (134kW)	-00		F		<b>22-0580-0</b>		Knorr	Th 25,0	
	00-		F/R		<b>22-0584-0</b>		Knorr	Th 30,0	
150 E 21 Eng.F4AE0681D (154kW)	12/04-		F/R		<b>22-0584-0</b>		Knorr	Th 30,0	
150 E 22 Eng.F4AE3681B (160kW)	5/07-		F/R		<b>22-0584-0</b>		Knorr	Th 30,0	
150 E 23 Eng.8060.45S/.6090 (167kW)	-00		F		<b>22-0580-0</b>		Knorr	Th 25,0	
150 E 24 Eng.F4AE0681B (176kW)	-00		F		<b>22-0580-0</b>		Knorr	Th 25,0	
	00-		F/R		<b>22-0584-0</b>		Knorr	Th 30,0	
150 E 25 Eng.F4AE3681D (185kW)	5/07-		F/R		<b>22-0584-0</b>		Knorr	Th 30,0	
150 E 27 Eng.8360.46/R (196-176kW)	-00		F		<b>22-0580-0</b>		Knorr	Th 25,0	
150 E 28 Eng.F4AE0681A (202kW)	00-		F/R		<b>22-0584-0</b>		Knorr	Th 30,0	
150 E 30 Eng.F4AE3681A (220kW)	5/07-		F/R		<b>22-0584-0</b>		Knorr	Th 30,0	
160 E 22 Eng.F4AE3681B (160kW)	9/07-		F/R		<b>22-0584-0</b>		Knorr	Th 30,0	
160 E 25 Eng.F4AE3681D (185kW)	9/07-		F/R		<b>22-0584-0</b>		Knorr	Th 30,0	
160 E 28 Eng.F4AE3681E (205kW)	9/07-		F/R		<b>22-0584-0</b>		Knorr	Th 30,0	
160 E 30 Eng.F4AE3681A (220kW)	9/07-		F/R		<b>22-0584-0</b>		Knorr	Th 30,0	
170 E 18 Eng.8060.25 (105-130kW)	-98		F		<b>22-0581-0</b>		Knorr	Th 25,0	
	98-00		F/R		<b>22-0585-0</b>		Knorr	Th 30,0	
170 E 18,180 E 18 Eng.8060.25V (130kW)	-98		F		<b>22-0581-0</b>		Knorr	Th 25,0	
	98-00		F/R		<b>22-0585-0</b>		Knorr	Th 30,0	
170 E 23,180 E 23 Eng.8060.45S/.6090 (167kW)	-98		F		<b>22-0581-0</b>		Knorr	Th 25,0	
	98-00		F/R		<b>22-0585-0</b>		Knorr	Th 30,0	
170 E 27,180 E 27 Eng.8360.46/R (196-176kW)	-98		F		<b>22-0581-0</b>		Knorr	Th 25,0	
	98-00		F/R		<b>22-0585-0</b>		Knorr	Th 30,0	
180 E 21 Eng.8060.45 (152-105kW)	-00		F/R		<b>22-0269-0</b>	<b>22-0269-1K</b>	Gir	Th 22,0	
	-00		F/R			<b>22-0269-2K</b>	Gir	Th 22,0	
	00-		F/R		<b>22-0585-0</b>		Knorr	Th 30,0	
180 E 21 Eng.F4AE0681D (154kW)	-00		F/R		<b>22-0269-0</b>	<b>22-0269-1K</b>	Gir	Th 22,0	
	-00		F/R			<b>22-0269-2K</b>	Gir	Th 22,0	
	00-		F/R		<b>22-0585-0</b>		Knorr	Th 30,0	
180 E 24 Eng.F4AE0681B (176kW)	00-		F/R		<b>22-0585-0</b>		Knorr	Th 30,0	
180 E 25 Eng.F4AE3681D (185kW)	7/07-		F/R		<b>22-0585-0</b>		Knorr	Th 30,0	
180 E 28 Eng.F4AE0681A (202kW)	00-		F/R		<b>22-0585-0</b>		Knorr	Th 30,0	
180 E 30 Eng.F4AE3681A (220kW)	7/07-		F/R		<b>22-0585-0</b>		Knorr	Th 30,0	
260 E 23 Eng.8060.45S/.6090 (167kW)	-00		F		<b>22-0580-0</b>		Knorr	Th 25,0	
280 E 23 Eng.8060.45S/.6090 (167kW)	-00		F		<b>22-0580-0</b>		Knorr	Th 25,0	
320 E 27 Eng.8360.46/R (196-176kW)	-00		F		<b>22-0580-0</b>		Knorr	Th 25,0	
320 E 28 Eng.F4AE0681A (202kW)	00-		F/R		<b>22-0584-0</b>		Knorr	Th 30,0	
60 E 10 Eng.8040.25B/X (75-85kW)	1/91-8/96		F/R		<b>22-0268-0</b>	<b>22-0268-1K</b>	Bre	Th 22,0	
	1/91-8/96		F/R			<b>22-0268-2K</b>	Bre	Th 22,0	
60 E 12 Eng.8040.25B/X (75-85kW)	1/91-12/96		F/R		<b>22-0268-0</b>	<b>22-0268-1K</b>	Bre	Th 22,0	
	1/91-12/96		F/R			<b>22-0268-2K</b>	Bre	Th 22,0	




		Spare Parts	F/R	L/R	METELLI ref.	METELLI ref. w/KIT		DIMENSIONS mm.	NOTE
60 E 14 Eng.8040.45 (100kW)		-00	F/R		22-0268-0	22-0268-1K	Bre	Th 22,0	
		-00	F/R			22-0268-2K	Bre	Th 22,0	
65 E 10 Eng.8040.25B/X (75-85kW)	1/91-12/96 1/91-12/96		F/R		22-0268-0	22-0268-1K	Bre	Th 22,0	
			F/R			22-0268-2K	Bre	Th 22,0	
65 E 12 Eng.8040.25B/X (75-85kW)		-00	F/R		22-0268-0	22-0268-1K	Bre	Th 22,0	
		-00	F/R			22-0268-2K	Bre	Th 22,0	
65 E 13 Eng.F4AE0481D (95kW)		00-	F/R		22-0268-0	22-0268-3K	Bre	Th 22,0	
65 E 14 Eng.8040.45 (100kW)		-00	F/R		22-0268-0	22-0268-1K	Bre	Th 22,0	
		-00	F/R			22-0268-2K	Bre	Th 22,0	
65 E 15 Eng.F4AE0481C (110kW)		00-	F/R		22-0268-0	22-0268-3K	Bre	Th 22,0	
75 E 12 Eng.8040.25B/X (75-85kW)		-00	F/R		22-0268-0	22-0268-1K	Bre	Th 22,0	
		-00	F/R			22-0268-2K	Bre	Th 22,0	
75 E 13 Eng.F4AE0481D (95kW)		00-	F/R		22-0268-0	22-0268-3K	Bre	Th 22,0	
75 E 14 Eng.8040.45 (100kW)		-00	F/R		22-0268-0	22-0268-1K	Bre	Th 22,0	
		-00	F/R			22-0268-2K	Bre	Th 22,0	
75 E 15 Eng.8060.25R (105-130kW)		-00	F/R			22-0268-1K	Bre	Th 22,0	
		-00	F/R			22-0268-2K	Bre	Th 22,0	
		-00	F/R			22-0268-3K	Bre	Th 22,0	
75 E 15 Eng.F4AE0481C (110kW)	1/91-9/00 1/91-9/00 9/00-		F/R			22-0268-2K	Bre	Th 22,0	
			F/R			22-0268-3K	Bre	Th 22,0	
			F/R		22-0268-0		Bre	Th 22,0	
75 E 17 Eng.F4AE0481A (125kW)		00-	F/R		22-0268-0	22-0268-3K	Bre	Th 22,0	
80 E 15 Eng.8060.25R (105-130kW)		00-	F/R			22-0269-1K	Bre	Th 22,0	
		00-	F/R			22-0269-2K	Bre	Th 22,0	
		00-	F/R			22-0269-4K	Bre	Th 22,0	
		1/91-	F/R		22-0269-0		Gir	Th 22,0	
80 E 17 Eng.F4AE0481A (125kW)		00-	F/R		22-0269-0	22-0269-4K	Gir	Th 22,0	
80 E 18 Eng.8060.25V (105-130kW)		00-	F/R			22-0269-1K	Gir	Th 22,0	
		00-	F/R			22-0269-2K	Gir	Th 22,0	
		00-	F/R			22-0269-4K	Gir	Th 22,0	
		1/91-	F/R		22-0269-0	22-0269-1K	Gir	Th 22,0	
80 E 18 Eng.F4AE0681E (134kW)	1/91- 1/91- 9/00-		F/R			22-0269-2K	Gir	Th 22,0	
			F/R			22-0269-4K	Gir	Th 22,0	
			F/R		22-0269-0	22-0269-1K	Gir	Th 22,0	
80 E 21 Eng.8060.45 (105-152kW)	9/00- 9/00- 1/91-		F/R			22-0269-2K	Gir	Th 22,0	
			F/R			22-0269-4K	Gir	Th 22,0	
			F/R		22-0269-0	22-0269-1K	Gir	Th 22,0	
80 E 21 Eng.F4AE0681D (154kW)	1/91- 1/91- 9/00-		F/R			22-0269-2K	Gir	Th 22,0	
			F/R			22-0269-4K	Gir	Th 22,0	
			F/R		22-0269-0	22-0269-1K	Gir	Th 22,0	
80 EL 15 Eng.F4AE0481C (110kW)	9/00- 9/00- 9/00-		F/R			22-0269-2K	Gir	Th 22,0	
			F/R			22-0269-4K	Gir	Th 22,0	
			F/R		22-0269-0		Gir	Th 22,0	
90 E 17 Eng.F4AE0481A (125kW)		00-	F/R		22-0269-0	22-0269-4K	Gir	Th 22,0	
90 E 18 Eng.F4AE0681E (134kW)		00-	F/R		22-0269-0	22-0269-4K	Gir	Th 22,0	
90 E 21 Eng.F4AE0681D (154kW)		00-	F/R		22-0269-0	22-0269-4K	Gir	Th 22,0	

		Spare Parts	F/R	L/R	METELLI ref.	METELLI ref. w/KIT		DIMENSIONS mm.	NOTE
95 E 15 Eng.8060.25R (105-152kW)	-00	☺	F/R		22-0269-0	22-0269-1K	Gir	Th 22,0	
			F/R			22-0269-2K	Gir	Th 22,0	
95 E 15 Eng.8060.45R (105-152kW)	-00	☺	F/R		22-0269-0	22-0269-1K	Gir	Th 22,0	
			F/R			22-0269-2K	Gir	Th 22,0	
95 E 21 Eng.8060.45 (105-152kW)	-00	☺	F/R		22-0269-0	22-0269-1K	Gir	Th 22,0	
			F/R			22-0269-2K	Gir	Th 22,0	
<b>EuroClass 1/92-</b>									
29 HD Eng.8460.41S (259kW)	92-	☺	F		22-0649-0		Bre	Th 20,0	
35 HD Eng.8460.41S (259kW)	92-	☺	F		22-0649-0		Bre	Th 20,0	
<b>EuroMover 1/98-</b>									
190 E 24	1/98-	☺	F		22-0585-0		Knorr	Th 30,0	
260 E 24	1/98-	☺	F		22-0585-0		Knorr	Th 30,0	
<b>EuroPolis 1/96-</b>									
200E10.20 (195kW)	1/96-	☺	F		22-0581-0		Knorr	Th 25,0	
200E8.13 (126kW)	1/96-	☺	F		22-0269-0	22-0269-1K	Gir	Th 22,0	
			F			22-0269-2K	Gir	Th 22,0	
200E9.15 (178kW)	1/96-	☺	F		22-0581-0		Knorr	Th 25,0	
<b>EuroRider 1/92-</b>									
29	1/92-	☺	F		22-0649-0		Bre	Th 20,0	
31	98-	☺	F		22-0585-0		Knorr	Th 30,0	
35	92-98	☺	F		22-0649-0		Bre	Th 20,0	
			F		22-0585-0		Knorr	Th 30,0	
38	98-	☺	F		22-0585-0		Knorr	Th 30,0	
43	98-	☺	F		22-0585-0		Knorr	Th 30,0	
<b>EuroStar 1/93-12/02</b>									
LD 190 E 38 Eng.8460.41L (221-234-254-276kW)	-98	☺	F		22-0581-0		Knorr	Th 25,0	
			F		22-0585-0		Knorr	Th 30,0	
LD 190 E 39 Eng.F3AE0681E (287kW)	11/99-2/02	☺	F		22-0585-0		Knorr	Th 30,0	
LD 190 E 42 Eng.8210.42/ K,L (243-265-272-277-309kW)	-98	☺	F		22-0581-0		Knorr	Th 25,0	
			F		22-0585-0		Knorr	Th 30,0	
LD 190 E 43 Eng.F3AE0681D (316kW)	11/99-2/02	☺	F		22-0585-0		Knorr	Th 30,0	
LD 190 E 47 Eng.8210.42M (345kW)	-98	☺	F		22-0581-0		Knorr	Th 25,0	
			F		22-0585-0		Knorr	Th 30,0	
LD 190 E 52 Eng.8280.42S (378kW)	-98	☺	F		22-0581-0		Knorr	Th 25,0	
			F		22-0585-0		Knorr	Th 30,0	
LD 240 E 38 Eng.8460.41L (221-234-254-276kW)	-98	☺	F		22-0581-0		Knorr	Th 25,0	
			F		22-0585-0		Knorr	Th 30,0	
LD 240 E 42 Eng.8210.42/ K,L (243-265-272-277-309kW)	-98	☺	F		22-0581-0		Knorr	Th 25,0	
			F		22-0585-0		Knorr	Th 30,0	
LD 240 E 47 Eng.8210.42M (345kW)	-98	☺	F		22-0581-0		Knorr	Th 25,0	
			F		22-0585-0		Knorr	Th 30,0	
LD 240 E 52 Eng.8280.42S (378kW)	-98	☺	F		22-0581-0		Knorr	Th 25,0	
			F		22-0585-0		Knorr	Th 30,0	
LD 260 E 39 Eng.F3AE0681E (287kW)	11/99-2/02	☺	F		22-0585-0		Knorr	Th 30,0	
LD 260 E 42 Eng.8210.42/ K,L (243-265-272-277-309kW)	-98	☺	F		22-0581-0		Knorr	Th 25,0	
			F		22-0585-0		Knorr	Th 30,0	
LD 260 E 43 Eng.F3AE0681D (316kW)	1/93-2/02	☺	F		22-0585-0		Knorr	Th 30,0	
LD 260 E 47 Eng.8210.42M (345kW)	-98	☺	F		22-0581-0		Knorr	Th 25,0	
			F		22-0585-0		Knorr	Th 30,0	
LD 260 E 52 Eng.8280.42S (378kW)	-98	☺	F		22-0581-0		Knorr	Th 25,0	
			F		22-0585-0		Knorr	Th 30,0	
LD 400 E 38 Eng.8460.41 (221-234-254-276kW)	-98	☺	F		22-0581-0		Knorr	Th 25,0	
			F		22-0585-0		Knorr	Th 30,0	
LD 400 E 38 Eng.8460.41L/ K (221-234-254-276kW)	-98	☺	F		22-0581-0		Knorr	Th 25,0	
			F/R		22-0585-0		Knorr	Th 30,0	
LD 400 E 42 Eng.8210.42L (309kW)	-98	☺	F		22-0581-0		Knorr	Th 25,0	
			F		22-0585-0		Knorr	Th 30,0	
LD 440 E 38 Eng.8460.41 (221-234-254-276kW)	-98	☺	F		22-0581-0		Knorr	Th 25,0	
			F		22-0585-0		Knorr	Th 30,0	
LD 440 E 39 Eng.F3AE0681E (287kW)	11/99-2/02	☺	F/R		22-0585-0		Knorr	Th 30,0	

		Spare Parts	F/R	L/R	METELLI ref.	METELLI ref. w/KIT		DIMENSIONS mm.	NOTE
LD 440 E 42 Eng.8210.42/ K,L (243-265-272-277-309kW)	-98	☺	F		22-0581-0		Knorr	Th 25,0	
			F		22-0585-0		Knorr	Th 30,0	
LD 440 E 43 Eng.F3AE0681D (316kW)	1/93-2/02	☺	F/R		22-0585-0		Knorr	Th 30,0	
LD 440 E 47 Eng.8210.42M (345kW)	-98	☺	F		22-0581-0		Knorr	Th 25,0	
			F		22-0585-0		Knorr	Th 30,0	
LD 440 E 48 Eng.F3BE0681E (353kW)	1/01-2/02	☺	F/R		22-0585-0		Knorr	Th 30,0	
LD 440 E 52 Eng.8280.42S (378kW)	-98	☺	F		22-0581-0		Knorr	Th 25,0	
			F		22-0585-0		Knorr	Th 30,0	
<b>EuroTech MH 1/98-</b>									
190 E 24 Eng.F2BE0681D (180kW)	9/98-	☺	F		22-0585-0		Knorr	Th 30,0	
190 E 31 Eng.F2BE0681B (228kW)	9/98-	☺	F		22-0585-0		Knorr	Th 30,0	
190 E 35 Eng.F2BE0681A (259kW)	9/98-	☺	F		22-0585-0		Knorr	Th 30,0	
260 E 24 Eng.F2BE0681D (180kW)	11/99-	☺	F		22-0585-0		Knorr	Th 30,0	
260 E 31 Eng.F2BE0681B (228kW)	11/99-	☺	F		22-0585-0		Knorr	Th 30,0	
260 E 35 Eng.F2BE0681A (259kW)	11/99-	☺	F		22-0585-0		Knorr	Th 30,0	
400/440 E 31 Eng.F2BE0681B (228kW)	9/98-	☺	F		22-0585-0		Knorr	Th 30,0	
400/440 E 35 Eng.F2BE0681A (259kW)	9/98-	☺	F		22-0585-0		Knorr	Th 30,0	
<b>EuroTech MP 1/92-</b>									
180 E 34 Eng.8460.41 (221-234-254-276kW)	1/92-12/93	☺	F		22-0581-0		Knorr	Th 25,0	
180 E 38 Eng.8460.41 (221-234-254-276kW)	1/92-12/93	☺	F		22-0581-0		Knorr	Th 25,0	
180 E 42 Eng.8210.42/ K,L (243-265-272-277-309kW)	1/92-12/93	☺	F		22-0581-0		Knorr	Th 25,0	
190 E 34 Eng.8460.41 (221-234-254-276kW)	-98	☺	F		22-0581-0		Knorr	Th 25,0	
			F		22-0585-0		Knorr	Th 30,0	
190 E 38 Eng.8460.41 (221-234-254-276kW)	-98	☺	F		22-0581-0		Knorr	Th 25,0	
			F		22-0585-0		Knorr	Th 30,0	
190 E 39 Eng.F3AE0681E (287kW)	11/99-	☺	F		22-0585-0		Knorr	Th 30,0	
190 E 42 Eng.8210.42/ K,L (243-265-272-277-309kW)	-98	☺	F		22-0581-0		Knorr	Th 25,0	
			F		22-0585-0		Knorr	Th 30,0	
190 E 43 Eng.F3AE0681D (316kW)	1/01-	☺	F		22-0585-0		Knorr	Th 30,0	
240 E 30 Eng.8460.41 (221-234-254-276kW)	-98	☺	F		22-0581-0		Knorr	Th 25,0	
			F		22-0585-0		Knorr	Th 30,0	
240 E 34 Eng.8460.41 (221-234-254-276kW)	9/95-12/96	☺	F		22-0581-0		Knorr	Th 25,0	
240 E 38 Eng.8460.41 (221-234-254-276kW)	-98	☺	F		22-0581-0		Knorr	Th 25,0	
			F		22-0585-0		Knorr	Th 30,0	
240 E 42 Eng.8210.42/ K,L (243-265-272-277-309kW)	-98	☺	F		22-0581-0		Knorr	Th 25,0	
			F		22-0585-0		Knorr	Th 30,0	
260 E 38 Eng.8460.41 (221-234-254-276kW)	-98	☺	F		22-0581-0		Knorr	Th 25,0	
			F		22-0585-0		Knorr	Th 30,0	
260 E 39 Eng.F3AE0681E (287kW)	11/99-	☺	F		22-0585-0		Knorr	Th 30,0	
260 E 42 Eng.8210.42/ K,L (243-265-272-277-309kW)	-98	☺	F		22-0581-0		Knorr	Th 25,0	
			F		22-0585-0		Knorr	Th 30,0	
260 E 43 Eng.F3AE0681D (316kW)	11/99-	☺	F		22-0585-0		Knorr	Th 30,0	
400 E 38 Eng.8460.41L (221-234-254-276kW)	-98	☺	F		22-0581-0		Knorr	Th 25,0	
			F		22-0585-0		Knorr	Th 30,0	
400 E 38 Eng.8460.41N (221-234-254-276kW)	-98	☺	F		22-0581-0		Knorr	Th 25,0	
			F		22-0585-0		Knorr	Th 30,0	
400 E 42 Eng.8210.42L (309kW)	-98	☺	F		22-0581-0		Knorr	Th 25,0	
			F		22-0585-0		Knorr	Th 30,0	
400/440 E 34 Eng.8460.41 (221-234-254-276kW)	-98	☺	F		22-0581-0		Knorr	Th 25,0	
			F		22-0585-0		Knorr	Th 30,0	
440 E 38 Eng.8460.41 (221-234-254-276kW)	-98	☺	F		22-0581-0		Knorr	Th 25,0	
			F		22-0585-0		Knorr	Th 30,0	
440 E 39 Eng.F3AE0681E (287kW)	11/99-	☺	F		22-0585-0		Knorr	Th 30,0	
440 E 42 Eng.8210.42/ K,L (243-265-272-277-309kW)	-98	☺	F		22-0581-0		Knorr	Th 25,0	
			F		22-0585-0		Knorr	Th 30,0	
440 E 43 Eng.F3AE0681D (316kW)	11/99-	☺	F		22-0585-0		Knorr	Th 30,0	



















		Spare Parts	F/R	L/R	METELLI ref.	METELLI ref. w/KIT		DIMENSIONS mm.	NOTE
<b>EuroTech MT 1/92-12/98</b>									
180 E 24 Eng.8360.46/ R (176-196kW)	1/92-12/96	☺	F		22-0581-0		Knorr	Th 25,0	
180 E 27 Eng.8360.46/ R (176-196kW)	1/92-12/96	☺	F		22-0581-0		Knorr	Th 25,0	
180 E 30 Eng.8460.41 (221-234-254-276kW)	1/92-12/96	☺	F		22-0581-0		Knorr	Th 25,0	
180 E 34 Eng.8460.41 (221-234-254-276kW)	1/92-12/93	☺	F		22-0581-0		Knorr	Th 25,0	
190 E 24 Eng.8360.46/ R (176-196kW)	-98	☺	F		22-0581-0		Knorr	Th 25,0	
190 E 27 Eng.8360.46/ R (176-196kW)	-98	☺	F		22-0581-0		Knorr	Th 25,0	
190 E 30 Eng.8460.41 (221-234-254-276kW)	-98	☺	F		22-0581-0		Knorr	Th 25,0	
400 E 30 Eng.8460.41 (221-234-254-276kW)	1/92-8/98	☺	F		22-0581-0		Knorr	Th 25,0	
400 E 34 Eng.8460.41 (221-234-254-276kW)	-98	☺	F		22-0581-0		Knorr	Th 25,0	
<b>EuroTrakker 1/93-12/04</b>									
MP 190 E 31 Eng.F2BE0681B (228kW)	9/99-11/04	☺	F		22-0585-0		Knorr	Th 30,0	
MP 190 E 35 Eng.F2BE0681A (259kW)	9/99-11/04	☺	F		22-0585-0		Knorr	Th 30,0	
MP 190 E 38 Eng.F3BE0681G (280kW)	1/01-11/04	☺	F		22-0585-0		Knorr	Th 30,0	
MP 190 E 44 Eng.F3BE0681C (324kW)	9/00-11/04	☺	F		22-0585-0		Knorr	Th 30,0	
MP 260 E 31 Eng.F2BE0681B (228kW)	9/99-11/04	☺	F		22-0585-0		Knorr	Th 30,0	
MP 260 E 35 Eng.F2BE0681A (259kW)	9/99-11/04	☺	F		22-0585-0		Knorr	Th 30,0	
MP 260 E 38 Eng.F3BE0681G (280kW)	1/01-11/04	☺	F		22-0585-0		Knorr	Th 30,0	
MP 260 E 44 Eng.F3BE0681C (324kW)	1/00-11/04	☺	F		22-0585-0		Knorr	Th 30,0	
MP 340 E 35 Eng.F2BE0681A (259kW)	9/99-11/04	☺	F		22-0585-0		Knorr	Th 30,0	
MP 340 E 38 Eng.F3BE0681G (280kW)	1/01-11/04	☺	F		22-0585-0		Knorr	Th 30,0	
MP 340 E 44 Eng.F3BE0681C (324kW)	1/01-11/04	☺	F		22-0585-0		Knorr	Th 30,0	
MP 380 E 38 Eng.F3BE0681G (280kW)	1/01-11/04	☺	F		22-0585-0		Knorr	Th 30,0	
MP 380 E 44 Eng.F3BE0681C (324kW)	1/01-11/04	☺	F		22-0585-0		Knorr	Th 30,0	
MP 410 E 38 Eng.F3BE0681G (280kW)	1/01-11/04	☺	F		22-0585-0		Knorr	Th 30,0	
MP 410 E 44 Eng.F3BE0681C (324kW)	1/01-11/04	☺	F		22-0585-0		Knorr	Th 30,0	
MP 720 E 44 Eng.F3BE0681C (324kW)	1/03-	☺	F		22-0585-0		Knorr	Th 30,0	
MP 720 E 48 Eng.F3BE0681C (354kW)	1/03-	☺	F		22-0585-0		Knorr	Th 30,0	
<b>Massif 7/08-</b>									
3.0 HPI (107kW)	7/08-	☺	F		22-0031-1		Gir	Th 15,0	
	7/08-		R		22-0026-4		Gir	Th 14,0	
3.0 HPT (130kW)	7/08-	☺	F		22-0031-1		Gir	Th 15,0	
	7/08-		R		22-0026-4		Gir	Th 14,0	
<b>MidiRider 1/00-</b>									
27 (222kW)	1/00-	☺	F		22-0584-0		Knorr	Th 30,0	
<b>My Way 1/98-1/07</b>									
393.29	1/98-1/07	☺	F		22-0585-0		Knorr	Th 30,0	
393.35	1/98-1/07	☺	F		22-0585-0		Knorr	Th 30,0	
399.35	1/98-1/07	☺	F/R		22-0585-0		Knorr	Th 30,0	













		Spare Parts	F/R	L/R	METELLI ref.	METELLI ref. w/KIT		DIMENSIONS mm.	NOTE
<b>Stralis 1/02-</b>									
AD/AT 190S27 Eng.F2BE0681F (200kW)	1/04-	☺	F/R		22-0585-0		Knorr	Th 30,0	
AD/AT 190S30 Eng.F2BE0681E (218kW)	11/04-	☺	F/R		22-0585-0		Knorr	Th 30,0	
AD/AT 190S31 Eng.F2BE0681B (228kW)	6/03-	☺	F/R		22-0585-0		Knorr	Th 30,0	
AD/AT 190S35 Eng.F2BE0681A (259kW)	6/03-	☺	F/R		22-0585-0		Knorr	Th 30,0	
AD/AT 190S40 Eng.F3AE0681B (294kW)	6/03-	☺	F/R		22-0585-0		Knorr	Th 30,0	
AD/AT 190S43 Eng.F3AE0681D (316kW)	6/03-	☺	F/R		22-0585-0		Knorr	Th 30,0	
AD/AT 260S27 Eng.F2BE0681F (200kW)	11/04-	☺	F/R		22-0585-0		Knorr	Th 30,0	
AD/AT 260S30 Eng.F2BE0681E (218kW)	11/04-	☺	F/R		22-0585-0		Knorr	Th 30,0	
AD/AT 260S31 Eng.F2BE0681B (228kW)	6/03-	☺	F/R		22-0585-0		Knorr	Th 30,0	
AD/AT 260S35 Eng.F2BE0681A (259kW)	6/03-	☺	F/R		22-0585-0		Knorr	Th 30,0	
AD/AT 260S36 Eng.F2BE3681A (265kW)	4/07-	☺	F/R		22-0585-0		Knorr	Th 30,0	
AD/AT 260S40 Eng.F3AE0681B (294kW)	6/03-	☺	F/R		22-0585-0		Knorr	Th 30,0	
AD/AT 260S43 Eng.F3AE0681D (316kW)	6/03-	☺	F/R		22-0585-0		Knorr	Th 30,0	
AD/AT 440S35 Eng.F2BE0681A (259kW)	6/03-	☺	F/R		22-0585-0		Knorr	Th 30,0	
AD/AT 440S40 Eng.F3AE0681B (294kW)	6/03-	☺	F/R		22-0585-0		Knorr	Th 30,0	
AD/AT 440S43 Eng.F3AE0681D (316kW)	6/03-	☺	F/R		22-0585-0		Knorr	Th 30,0	
AS 190S40 Eng.F3AE0681B (294kW)	2/02-	☺	F/R		22-0585-0		Knorr	Th 30,0	
AS 190S42 Eng.F3AE3681D (309kW)	9/07-	☺	F/R		22-0585-0		Knorr	Th 30,0	
AS 190S43 Eng.F3AE0681D (316kW)	2/02-	☺	F/R		22-0585-0		Knorr	Th 30,0	
AS 190S45 Eng.F3AE3681A (332kW)	5/07-	☺	F/R		22-0585-0		Knorr	Th 30,0	
AS 190S48 Eng.F3BE0681E (353kW)	2/02-	☺	F/R		22-0585-0		Knorr	Th 30,0	
AS 190S50 Eng.F3BE3681B (368kW)	5/07-	☺	F/R		22-0585-0		Knorr	Th 30,0	
AS 260S40 Eng.F3AE0681B (294kW)	2/02-	☺	F/R		22-0585-0		Knorr	Th 30,0	
AS 260S42 Eng.F3AE3681D (309kW)	5/07-	☺	F/R		22-0585-0		Knorr	Th 30,0	
AS 260S43 Eng.F3AE0681D (316kW)	2/02-	☺	F/R		22-0585-0		Knorr	Th 30,0	
AS 260S45 Eng.F3AE3681A (332kW)	4/07-	☺	F/R		22-0585-0		Knorr	Th 30,0	
AS 260S48 Eng.F3BE0681E (353kW)	2/02-	☺	F/R		22-0585-0		Knorr	Th 30,0	
AS 260S50 Eng.F3BE3681B (368kW)	4/07-	☺	F/R		22-0585-0		Knorr	Th 30,0	
AS 260S54 Eng.F3BE0681A (397kW)	2/02-	☺	F/R		22-0585-0		Knorr	Th 30,0	
AS 260S56 Eng.F3BE3681A (412kW)	11/06-	☺	F/R		22-0585-0		Knorr	Th 30,0	
AS 320S50 Eng.F3BE3681B (368kW)	3/08-	☺	F/R		22-0585-0		Knorr	Th 30,0	
AS 440S40 Eng.F3AE0681B (294kW)	2/02-	☺	F/R		22-0585-0		Knorr	Th 30,0	
AS 440S42 Eng.F3AE3681D (309kW)	4/07-	☺	F/R		22-0585-0		Knorr	Th 30,0	
AS 440S43 Eng.F3AE0681D (316kW)	2/02-	☺	F/R		22-0585-0		Knorr	Th 30,0	
AS 440S45 Eng.F3AE3681A (332kW)	7/06-	☺	F/R		22-0585-0		Knorr	Th 30,0	
AS 440S48 Eng.F3BE0681E (353kW)	2/02-	☺	F/R		22-0585-0		Knorr	Th 30,0	
AS 440S50 Eng.F3BE3681B (368kW)	11/07-	☺	F/R		22-0585-0		Knorr	Th 30,0	
AS 440S56 Eng.F3BE3681A (412kW)	7/06-	☺	F/R		22-0585-0		Knorr	Th 30,0	
<b>Trakker 1/04-</b>									
AD/AT 190T31 Eng.F2BE0681B (228kW)	10/04-	☺	F		22-0585-0		Knorr	Th 30,0	
AD/AT 190T35 Eng.F2BE0681A (259kW)	10/04-	☺	F		22-0585-0		Knorr	Th 30,0	
AD/AT 190T38 Eng.F3BE0681G (280kW)	10/04-	☺	F		22-0585-0		Knorr	Th 30,0	
AD/AT 190T44 Eng.F3BE0681C (324kW)	10/04-	☺	F		22-0585-0		Knorr	Th 30,0	
AD/AT 260T31 Eng.F2BE0681B (228kW)	10/04-	☺	F		22-0585-0		Knorr	Th 30,0	







































		Spare Parts	F/R	L/R	METELLI ref.	METELLI ref. w/KIT		DIMENSIONS mm.	NOTE
AD/AT 260T35 Eng.F2BE0681A (259kW)	10/04-		F		22-0585-0		Knorr	Th 30,0	
AD/AT 260T38 Eng.F3BE0681G (280kW)	10/04-		F		22-0585-0		Knorr	Th 30,0	

**JAGUAR**








































<b>S-Type (CCX) 1/99-</b>									
2.7 D Eng.7B/ 7G (152kW)	06-		F		22-0675-4		Ate	Th 19,0	
	06-		R		22-0337-1		Ate	Th 16,5	
3.0 V6 Eng.VB/ VG (175kW)	06-		F		22-0675-4		Ate	Th 19,0	
	06-		R		22-0337-1		Ate	Th 16,5	
4.2 R V8 Eng.1B/ 1G (291kW)	-06		R		22-0251-2		Bre	Th 15,0	
	06-		R		22-0337-1		Ate	Th 16,5	
4.2 V8 Eng.AJV8 (219kW)	06-		F		22-0675-4		Ate	Th 19,0	
	06-		R		22-0337-1		Ate	Th 16,5	
<b>XF 12/07-</b>									
2.7 D Eng.7G (152kW)	12/07-		F		22-0675-4		Ate	Th 19,0	
	12/07-		R		22-0337-1		Ate	Th 16,5	
3.0 V6 Eng.VB/ VG (175kW)	12/07-		F		22-0675-4		Ate	Th 19,0	
	12/07-		R		22-0337-1		Ate	Th 16,5	
4.2 V8 Eng.HG (219kW)	12/07-		F		22-0675-4		Ate	Th 19,0	
	12/07-		R		22-0337-1		Ate	Th 16,5	
4.2 V8 R Eng.9G (306kW)	12/07-		R		22-0337-1		Ate	Th 16,5	
<b>XJ I 9/68-9/86</b>									
2.8 (110kW)	9/68-9/73		F		22-0089-0		Gir	Th 15,5	
2.8 Eng.2.8 (92-95-97kW)	1/69-12/73		F		22-0089-0		Gir	Th 15,5	
3.4 Eng.XK3.4(82-86) (119kW)	5/75-10/86		F		22-0089-0		Gir	Th 15,5	
4.2 (130-133kW)	9/85-12/86		F		22-0089-0		Gir	Th 15,5	
4.2 (137kW)	10/69-5/75		F		22-0089-0		Gir	Th 15,5	
4.2 Eng.XK4.2 (124-127kW)	1/75-9/79		F		22-0089-0		Gir	Th 15,5	
4.2 Eng.XK4.2 (151kW)	9/79-12/87		F		22-0089-0		Gir	Th 15,5	
5.3 Sovereign V12 Eng.7P (194kW)	10/86-12/92		F		22-0089-0		Gir	Th 15,5	
5.3 Sovereign V12 Eng.V12 (197kW)	7/85-12/92		F		22-0089-0		Gir	Th 15,5	
<b>XJ II (XJ 40,81) 10/86-11/94</b>									
2.9 Eng.AJ6 (108-117-123kW)	10/86-8/90		F		22-0122-1		Ate	Th 17,5	
	10/86-8/90		R		22-0178-0	22-0178-0K	Ate	Th 17,0	
	10/86-8/90		R		53-0197	53-0197K		180,0x30	Hand Brake
3.2 24v Eng.9BPMNA/ AJ6 (146kW)	9/90-11/94		F		22-0122-1		Ate	Th 17,5	
	9/90-11/94		R		22-0178-0	22-0178-0K	Ate	Th 17,0	
	9/90-11/94		R		53-0197	53-0197K		180,0x30	Hand Brake
3.6 Eng.9DPANA/ AJ6 (145-156kW)	10/86-8/89		F		22-0089-0		Gir	Th 15,5	
3.6 Eng.AJ64 (136kW)	10/86-8/89		F		22-0089-0		Gir	Th 15,5	
4.0 Eng.9EPCNA/ AJ6 (163kW)	9/89-11/94		F		22-0122-1		Ate	Th 17,5	
	9/89-11/94		R		22-0089-0		Gir	Th 15,5	
	9/89-11/94		R		22-0178-0	22-0178-0K	Ate	Th 17,0	
6.0 V12 Eng.8E (229kW)	9/89-11/94		R		53-0197	53-0197K		180,0x30	Hand Brake
	3/93-11/94		F		22-0089-0		Gir	Th 15,5	
	3/93-11/94		R		22-0178-0	22-0178-0K	Ate	Th 17,0	
3/93-11/94		R		53-0197	53-0197K		180,0x30	Hand Brake	
<b>XJ III (X300) 11/94-6/97</b>									
3.2 Eng.9JPGRB (155kW)	11/94-		F		22-0122-1		Ate	Th 17,5	
	11/94-		R		22-0077-0		Ate	Th 17,0	
	11/94-6/97		R		53-0197	53-0197K		180,0x30	Hand Brake
	11/94-6/97		R		53-0325	53-0325K	Bdx	185,0x20	Hand Brake
4.0 Sovereign Eng.9JPFRB (177kW)	11/94-		F		22-0122-1		Ate	Th 17,5	
	11/94-		R		22-0077-0		Ate	Th 17,0	
	11/94-6/97		R		53-0197	53-0197K		180,0x30	Hand Brake
6.0 V12 Eng.8E (229kW)	11/94-		F		22-0122-1		Ate	Th 17,5	
	11/94-		R		22-0077-0		Ate	Th 17,0	
	11/94-6/97		R		53-0197	53-0197K		180,0x30	Hand Brake
	11/94-6/97		R		53-0325	53-0325K	Bdx	185,0x20	Hand Brake
<b>XJ IV (NAW,NBW) 7/97-5/03</b>									
3.2 Eng.KC (174kW)	7/97-5/03		F		22-0122-1		Ate	Th 17,5	
	7/97-5/03		R		22-0077-0		Ate	Th 17,0	
4.0 Eng.BC (209kW)	7/97-5/03		F		22-0122-1		Ate	Th 17,5	
	7/97-5/03		R		22-0077-0		Ate	Th 17,0	












































		Spare Parts	F/R	L/R	METELLI ref.	METELLI ref. w/KIT		DIMENSIONS mm.	NOTE
4.0 R Eng.DC (267kW)	7/97-5/03		R		22-0251-2		Bre	Th 15,0	
<b>XJ V 5/03-</b>									
2.7 D Eng.7G (152kW)	10/05-		F		22-0675-4		Ate	Th 19,0	
	10/05-		R		22-0337-1		Ate	Th 16,5	
	10/05-		R		53-0197	53-0197K		180,0x30	Hand Brake
3.0 Eng.VB/ VG (175kW)	06-		F		22-0675-4		Ate	Th 19,0	
	5/03-		R		22-0337-1		Ate	Th 16,5	
	5/03-		R		53-0197	53-0197K		180,0x30	Hand Brake
3.5 Eng.RB/ RG (190kW)	5/03-		F		22-0675-4		Ate	Th 19,0	
	5/03-		R		22-0337-1		Ate	Th 16,5	
	5/03-		R		53-0197	53-0197K		180,0x30	Hand Brake
4.2 Eng.SB/ SG (219kW)	5/03-		F		22-0675-4		Ate	Th 19,0	
	5/03-		R		22-0337-1		Ate	Th 16,5	
	5/03-		R		53-0197	53-0197K		180,0x30	Hand Brake
4.2 R Eng.TB/ TG (291kW)	-06		R		22-0251-2		Bre	Th 15,0	
	06-		R		22-0337-1		Ate	Th 16,5	
	5/03-		R		53-0197	53-0197K		180,0x30	Hand Brake
<b>XJR 1/88-</b>									
4.0 24v Eng.AJ-V8	1/89-		R		53-0197	53-0197K		180,0x30	Hand Brake
<b>XJS Coupe, Convertible 9/75-3/96</b>									
3.6 Eng.9DPALA/ AJ6 (146kW)	1/88-5/91		F		22-0089-0		Gir	Th 15,5	
	1/88-5/91		R		53-0197	53-0197K		180,0x30	Hand Brake
3.6 Eng.AJ6 (156-162kW)	10/83-5/91		F		22-0089-0		Gir	Th 15,5	
	88-		R		53-0197	53-0197K		180,0x30	Hand Brake
3.6 Eng.AJ64 (136kW)	8/87-5/92		R		53-0197	53-0197K		180,0x30	Hand Brake
4.0 Eng.9EPCNA/ AJ6 (163kW)	5/91-9/94		F		22-0089-0		Gir	Th 15,5	
	5/91-9/94		R		53-0197	53-0197K		180,0x30	Hand Brake
4.0 Eng.9LPFRB (171kW)	7/94-3/96		F		22-0089-0		Gir	Th 15,5	
	7/94-3/96		R		53-0197	53-0197K		180,0x30	Hand Brake
	7/94-3/96		R		53-0325	53-0325K	Bdx	185,0x20	Cabrio, Hand Brake
4.0 24v Eng.AJ-V8	1/89-		F		22-0089-0		Gir	Th 15,5	
	91-		R		53-0197	53-0197K		180,0x30	Hand Brake
	94-		R		53-0325		Bdx	185,0x20	Cabrio, Hand Brake
5.3 (197kW)	1/86-12/89		F		22-0089-0		Gir	Th 15,5	
5.3 Eng.8C (202kW)	1/88-6/91		F		22-0089-0		Gir	Th 15,5	
	1/88-6/91		R		53-0197	53-0197K		180,0x30	Hand Brake
5.3 Eng.8S (207kW)	5/91-8/93		F		22-0089-0		Gir	Th 15,5	
	5/91-8/93		R		53-0197	53-0197K		180,0x30	Hand Brake
5.3 Eng.V12 (211kW)	1/88-5/92		F		22-0089-0		Gir	Th 15,5	
	1/88-5/92		R		53-0197	53-0197K		180,0x30	Hand Brake
5.3 Eng.V12HE	1/81-12/93		F		22-0089-0		Gir	Th 15,5	
	88-		R		53-0197	53-0197K		180,0x30	Hand Brake
5.3 Coupe (213kW)	9/75-7/81		F		22-0089-0		Gir	Th 15,5	
5.3 H.E. Eng.8S (194kW)	7/85-5/92		F		22-0089-0		Gir	Th 15,5	
	88-		R		53-0197	53-0197K		180,0x30	Hand Brake
5.3 H.E. Eng.V12 (217kW)	7/81-12/90		F		22-0089-0		Gir	Th 15,5	
	88-		R		53-0197	53-0197K		180,0x30	Hand Brake
6.0 Eng.8D (222kW)	5/93-3/96		F		22-0089-0		Gir	Th 15,5	
	5/93-3/96		R		22-0178-0		Ate	Th 17,0	
	5/93-3/96		R		53-0197	53-0197K		180,0x30	Hand Brake
	5/93-3/96		R		53-0325	53-0325K	Bdx	185,0x20	Cabrio, Hand Brake
<b>XK 8 (QDV, QEV) Convertible, Coupe, Cabrio 3/96-</b>									
4.0 (216kW)	5/96-7/99		R		53-0197	53-0197K		180,0x30	Hand Brake
	5/96-7/99		R		53-0325	53-0325K	Bdx	185,0x20	Hand Brake
4.0 Eng.CC/ CE (209kW)	3/96-		F		22-0122-1		Ate	Th 17,5	
	3/96-		R		22-0178-0	22-0178-0K	Ate	Th 17,0	
	3/96-		R		53-0197	53-0197K		180,0x30	Hand Brake
	3/96-		R		53-0325	53-0325K	Bdx	185,0x20	Hand Brake
4.0 Eng.EC (267kW)	2/98-		F		22-0122-1		Ate	Th 17,5	
	2/98-		R		22-0178-0	22-0178-0K	Ate	Th 17,0	
	2/98-		R		53-0197	53-0197K		180,0x30	Hand Brake
	2/98-		R		53-0325	53-0325K	Bdx	185,0x20	Hand Brake
4.2 Eng.5G (219kW)	-06		F		22-0122-1		Ate	Th 17,5	
	06-		F		22-0675-4		Ate	Th 19,0	
	-06		R		22-0077-1		Ate	Th 16,0	
	06-		R		22-0337-1		Ate	Th 16,5	
	8/02-		R		53-0197	53-0197K		180,0x30	Hand Brake

		Spare Parts	F/R	L/R	METELLI ref.	METELLI ref. w/KIT		DIMENSIONS mm.	NOTE
4.2 R V8 Eng.1B/ 1G (291kW)	8/02- 8/02-		R		22-0251-2		Bre	Th 15,0	
			R		53-0197	53-0197K		180,0x30	Hand Brake
4.2 V8 R Eng.9G (306kW)	8/07- 8/07-		R		22-0251-2		Bre	Th 15,0	
			R		53-0197	53-0197K		180,0x30	Hand Brake
<b>X-Type (CF1) 6/01-</b>									
2.0 D, Estate Eng.6B/ 6G (96kW)	7/03- -04 04-		F		22-0318-0		Bosch	Th 18,5	
			R		22-0319-0		Bosch	Th 17,0	
			R		22-0677-0		Bosch	Th 16,5	
2.0 V6 Eng.YB/ AJV6 (115kW)	3/02- -04 04-		F		22-0318-0		Bosch	Th 18,5	
			R		22-0319-0		Bosch	Th 17,0	
			R		22-0677-0		Bosch	Th 16,5	
2.2 D Eng.BF/ BG (114kW)	10/05- 10/05-		F		22-0318-0		Bosch	Th 18,5	
			R		22-0677-0		Bosch	Th 16,5	
2.5 V6, Estate Eng.XB (144kW)	6/01- -04 04-		F		22-0318-0		Bosch	Th 18,5	
			R		22-0319-0		Bosch	Th 17,0	
			R		22-0677-0		Bosch	Th 16,5	
3.0 V6, Estate Eng.WB (169kW)	6/01- -04 04-		F		22-0318-0		Bosch	Th 18,5	
			R		22-0319-0		Bosch	Th 17,0	
			R		22-0677-0		Bosch	Th 16,5	

<b>Cherokee I 10/80-9/86</b>									
2.5 (81kW)	10/83-9/86		R		53-0348			254,0x46	Hand Brake
2.5 4x4 (87kW)	10/83-6/86		R		53-0348			254,0x46	Hand Brake
2.8 4x4 (81kW)	10/83-9/86		R		53-0348			254,0x46	Hand Brake
<b>Cherokee II (XJ) 10/84-8/01</b>									
2.1 TD, 4x4 Eng.J8S (59-64kW)	-90 90-		F		22-0133-0		K.H.	Th 16,0	
			F		22-0218-0		K.H.	Th 18,0	
	84-12/89		F		23-0332			Ø 280,5 Th 22,0-20,7	Vent.
	10/84-3/92		R		53-0349			228,6x65	Hand Brake
	10/84-3/92		R		53-0348			254,0x46	Hand Brake
2.5 i Eng.EPE/ HX (87-90kW)	12/91- 12/91-8/01		F		22-0218-0		K.H.	Th 18,0	
			R		53-0349			228,6x65	Hand Brake
2.5 SE Eng.EPE (87kW)	10/96-9/99		R		53-0349			228,6x65	Hand Brake
2.5 TD, 4x4 Eng.VM425 (85-89kW)	90- 88- 1/88-8/01		F		22-0218-0		K.H.	Th 18,0	
			F		23-0332			Ø 280,5 Th 22,0-20,7	Vent.
			R		53-0349			228,6x65	Hand Brake
4.0 i Eng.C698QA (127-131kW)	1/95- 1/95-8/01 98-		F		22-0218-0		K.H.	Th 18,0	
			R		53-0357			228,6x64	Hand Brake
			R		53-0349			228,6x65	Hand Brake
4.0 i Eng.ERH (136kW)	-90 90- 88- 1/88-8/01 98-		F		22-0133-0		K.H.	Th 16,0	
			F		22-0218-0		K.H.	Th 18,0	
			F		23-0332			Ø 280,5 Th 22,0-20,7	Vent.
			R		53-0357			228,6x64	Hand Brake
			R		53-0349			228,6x65	Hand Brake
4.0 i Eng.MX (135kW)	12/91- 12/91-8/01 98-		F		22-0218-0		K.H.	Th 18,0	
			R		53-0357			228,6x64	Hand Brake
			R		53-0349			228,6x65	Hand Brake
4.0 i Eng.S01 (135kW)	4/00- 4/00-8/01 4/00-8/01		F		22-0218-0		K.H.	Th 18,0	
			R		53-0357			228,6x64	Hand Brake
			R		53-0349			228,6x65	Hand Brake
4.0, 4x4 Eng.ERH (131kW)	10/86-9/90		R		53-0348			254,0x46	Hand Brake
<b>Cherokee III (KJ) 9/01-6/08</b>									
2.4 Eng.ED1 (108kW)	9/01- 03- 9/01-6/08 9/01-6/08		F		22-0524-0		Gir	Th 18,5	
			R		22-0627-0		K.H.	Th 15,0	
			R		53-0364			184,0x31	Hand Brake
			R		53-0358			254,0x46	Hand Brake
2.5 CRD Eng.ENJ (105kW)	9/01- 03- 9/01- 9/01-6/08 9/01-6/08		F		22-0524-0		Gir	Th 18,5	
			R		22-0627-0		K.H.	Th 15,0	
			F		23-0781			Ø 302,0 Th 28,0-26,0	Vent.
			R		53-0364			184,0x31	Hand Brake
			R		53-0358			254,0x46	Hand Brake
2.8 CRD Eng.53C/ 54C (120kW)	11/04- 11/04- 04-08 11/04-6/08 11/04-6/08		F		22-0524-0		Gir	Th 18,5	
			R		22-0627-0		K.H.	Th 15,0	
			F		23-0781			Ø 302,0 Th 28,0-26,0	Vent.
			R		53-0364			184,0x31	Hand Brake
			R		53-0372			184,0x31	Hand Brake












		Spare Parts	F/R	L/R	METELLI ref.	METELLI ref. w/KIT		DIMENSIONS mm.	NOTE
2.8 CRD Eng.53C/ 54C (120kW)	11/04-6/08		R		53-0349			228,6x65	Hand Brake
	11/04-6/08		R		53-0358			254,0x46	Hand Brake
2.8 CRD Eng.ENR (110kW)	11/02-03-02-08		F		22-0524-0		Gir	Th 18,5	
			R		22-0627-0		K.H.	Th 15,0	
	11/02-6/08		F		23-0781			Ø 302,0 Th 28,0-26,0	Vent.
	11/02-6/08		R		53-0364			184,0x31	Hand Brake
	11/02-6/08		R		53-0372			184,0x31	Hand Brake
	11/02-6/08		R		53-0349			228,6x65	Hand Brake
3.7 V6 Eng.EKG (150-155kW)	9/01-03-01-04		F		22-0524-0		Gir	Th 18,5	
			R		22-0627-0		K.H.	Th 15,0	
	9/01-6/08		F		23-0781			Ø 302,0 Th 28,0-26,0	Vent.
	9/01-6/08		R		53-0364			184,0x31	Hand Brake
	9/01-6/08		R		53-0358			254,0x46	Hand Brake
<b>Cherokee IV (KK) 7/08-</b>									
2.8 CRD Eng.50C (130kW)	7/08-		R		53-0363			207,0x32	
<b>CJ5 - CJ8 1/66-12/87</b>									
2.1 D Eng.J8S (44kW)	1/83-12/87		F		22-0133-0		K.H.	Th 16,0	
2.4 D (44kW)	1/83-12/87		F		22-0133-0		K.H.	Th 16,0	
2.5 (65kW)	1/80-12/83		F		22-0133-0		K.H.	Th 16,0	
	1/80-12/83		R		53-0348			254,0x46	Hand Brake
2.5 (78kW)	1/84-12/87		F		22-0133-0		K.H.	Th 16,0	
	1/84-12/87		R		53-0348			254,0x46	Hand Brake
4.2 (76kW)	1/72-12/87		F		22-0133-0		K.H.	Th 16,0	
	1/72-12/87		R		53-0348			254,0x46	Hand Brake
5.0 (89kW)	1/73-12/81		F		22-0133-0		K.H.	Th 16,0	
	1/73-12/81		R		53-0348			254,0x46	Hand Brake
<b>CJ7 1/82-12/92</b>									
2.1 TD Eng.J8S (59-64kW)	1/82-12/92		R		53-0348			254,0x46	Hand Brake
2.5	1/80-12/86		R		53-0348			254,0x46	Hand Brake
4.2 12v AWD	1/76-12/86		R		53-0348			254,0x46	Hand Brake
5.0 16v AWD	1/76-12/81		R		53-0348			254,0x46	Hand Brake
<b>Comanche 10/86-9/96</b>									
2.1 D, 4x4 (63kW)	10/86-9/90		R		53-0348			254,0x46	Hand Brake
2.5, 4x4 (90kW)	10/86-9/90		R		53-0348			254,0x46	Hand Brake
4.0, 4x4 (130kW)	10/87-9/96		R		53-0348			254,0x46	Hand Brake
<b>Commander 9/05-</b>									
3.0 CRD Eng.OM642.980 (160kW)	4/06-		F		22-0719-0		Ake	Th 18,5	
	4/06-		R		22-0720-0		K.H.	Th 17,5	
	4/06-		R		53-0361			205,0x31	Hand Brake
3.7 V6 (157kW)	9/05-		F		22-0719-0		Ake	Th 18,5	
	9/05-		R		22-0720-0		K.H.	Th 17,5	
	9/05-		R		53-0361			205,0x31	Hand Brake
4.7 V8 Eng.M661 (175kW)	9/05-		F		22-0719-0		Ake	Th 18,5	
	9/05-		R		22-0720-0		K.H.	Th 17,5	
	9/05-		R		53-0361			205,0x31	Hand Brake
5.7 V8 Eng.EZBHEMI (246kW)	9/05-		F		22-0719-0		Ake	Th 18,5	
	9/05-		R		22-0720-0		K.H.	Th 17,5	
	9/05-		R		53-0361			205,0x31	Hand Brake
<b>Compass 9/06-</b>									
2.0 CRD Eng.BMM (103kW)	9/06-		F		22-0481-0		Sum	Th 16,0	
	9/06-		R		22-0737-0		Ake	Th 15,5	
	9/06-		R		53-0362			170,0x32	Hand Brake
2.4 Eng.ERZ (125kW)	9/06-		F		22-0481-0		Sum	Th 16,0	
	9/06-		R		22-0737-0		Ake	Th 15,5	
	9/06-		R		53-0362			170,0x32	Hand Brake
<b>Grand Cherokee I (Z) 9/91-4/99</b>									
2.5 TD Eng.M52/ M51 (85kW)	10/95-4/99		F		22-0218-0		K.H.	Th 18,0	
	10/95-4/99		R		22-0527-0		K.H.	Th 15,0	
	10/95-4/99		R		53-0146			184,0x30	Hand Brake
	10/95-4/99		R		53-0352			254,0x46	16Inch Wheels, Hand Brake
4.0 Eng.S01 (130kW)	10/95-4/99		F		22-0218-0		K.H.	Th 18,0	
	-95		R		22-0628-0		K.H.	Th 15,0	
	95-		R		22-0527-0		K.H.	Th 15,0	
	10/95-4/99		R		53-0146			184,0x30	Hand Brake
4.0 i Eng.MX (132-135kW)	9/91-4/99		F		22-0218-0		K.H.	Th 18,0	
	-95		R		22-0628-0		K.H.	Th 15,0	

		Spare Parts	F/R	L/R	METELLI ref.	METELLI ref. w/KIT		DIMENSIONS mm.	NOTE
4.0 i Eng.MX (132-135kW)	95-		R		22-0527-0		K.H.	Th 15,0	
	-94		R		53-0352			254,0x46	Hand Brake
	95-		R		53-0146			184,0x30	Hand Brake
5.2 Eng.Y01 (155-156-158kW)	1/92-4/99		F		22-0218-0		K.H.	Th 18,0	
	-95		R		22-0628-0		K.H.	Th 15,0	
	95-		R		22-0527-0		K.H.	Th 15,0	
	-94		R		53-0352			254,0x46	Hand Brake
	95-		R		53-0146			184,0x30	Hand Brake
5.2 Limited 4x4 (136kW)	10/96-9/98		R		53-0352			254,0x46	Hand Brake
5.2, 4WD (164kW)	10/96-9/98		R		53-0146			184,0x30	Hand Brake
5.9 i Eng.Z00 (177kW)	8/97-4/99		R		53-0146			184,0x30	Hand Brake
<b>Grand Cherokee II (WJ,WG) 4/99-5/05</b>									
2.7 CRD, 4x4 Eng.OM665.921 (120kW)	10/01-		F		22-0626-0		Ake	Th 19,0	
	10/01-		R		22-0526-0		Ate	Th 17,0	
	10/01-		F		23-0696C			Ø 305,0 Th 26,0-24,5	Vent., (Coated)
3.1 TD Eng.EXA/ EGG (103kW)	4/99-		F		22-0525-0		Ate	Th 18,5	
	4/99-		R		22-0526-0		Ate	Th 17,0	
	10/01-		F		23-0696C			Ø 305,0 Th 26,0-24,5	Vent., (Coated)
	4/99-5/05		R		53-0360			195,0x30	Hand Brake
4.0 i Eng.MX (140kW)	-01		F		22-0525-0		Ate	Th 18,5	
	01-		F		22-0626-0		Ake	Th 19,0	
	4/99-		R		22-0526-0		Ate	Th 17,0	
	4/99-		F		23-0696C			Ø 305,0 Th 26,0-24,5	Vent., (Coated)
	4/99-5/05		R		53-0360			195,0x30	Hand Brake
4.7 V8 Eng.EVC (190kW)	-01		F		22-0525-0		Ate	Th 18,5	
	01-		F		22-0626-0		Ake	Th 19,0	
	10/01-		R		22-0526-0		Ate	Th 17,0	
	10/01-		F		23-0696C			Ø 305,0 Th 26,0-24,5	Vent., (Coated)
	10/01-5/05		R		53-0360			195,0x30	Hand Brake
4.7 V8 Eng.M661 (162kW)	4/99-8/00		F		22-0525-0		Ate	Th 18,5	
	4/99-8/00		R		22-0526-0		Ate	Th 17,0	
	4/99-		F		23-0696C			Ø 305,0 Th 26,0-24,5	Vent., (Coated)
	4/99-8/00		R		53-0360			195,0x30	Hand Brake
4.7 V8 Eng.M661 (164kW)	-01		F		22-0525-0		Ate	Th 18,5	
	01-		F		22-0626-0		Ake	Th 19,0	
	8/00-		R		22-0526-0		Ate	Th 17,0	
	8/00-		F		23-0696C			Ø 305,0 Th 26,0-24,5	Vent., (Coated)
	8/00-5/05		R		53-0360			195,0x30	Hand Brake
4.7 V8 Eng.M661 (167kW)	6/03-		F		22-0626-0		Ake	Th 19,0	
	6/03-		R		22-0526-0		Ate	Th 17,0	
	6/03-5/05		R		53-0360			195,0x30	Hand Brake
<b>Grand Cherokee III (WH) 6/05-6/08</b>									
3.0 CRD Eng.OM642.980 (160kW)	6/05-		F		22-0719-0		Ake	Th 18,5	
	6/05-		R		22-0720-0		K.H.	Th 17,5	
	6/05-6/08		R		53-0361			205,0x31	Hand Brake
3.7 V6 Eng.WKR48K/ WKS48K/ WKR58K (157kW)	6/05-		F		22-0719-0		Ake	Th 18,5	
	6/05-		R		22-0720-0		K.H.	Th 17,5	
	6/05-6/08		R		53-0361			205,0x31	Hand Brake
4.7 V8 Eng.M661 (170kW)	6/05-		F		22-0719-0		Ake	Th 18,5	
	6/05-		R		22-0720-0		K.H.	Th 17,5	
	6/05-6/08		R		53-0361			205,0x31	Hand Brake
5.7 V8 Eng.WKR582 (240kW)	6/05-		F		22-0719-0		Ake	Th 18,5	
	6/05-		R		22-0720-0		K.H.	Th 17,5	
	6/05-6/08		R		53-0361			205,0x31	Hand Brake
<b>Grand Cherokee IV 7/08-</b>									
6.1 V8 Eng.E5F (313kW)	7/08-		R		53-0361			205,0x31	Hand Brake
<b>Liberty I (KJ) 9/01-12/07</b>									
2.4, Laredo Eng.ED1 (108kW)	10/01-9/04		R		53-0358			254,0x46	Hand Brake
			R		53-0364			184,0x31	Hand Brake
2.5 CRD Eng.R425DOHC (105kW)	9/01-		R		53-0364			184,0x31	Hand Brake
	9/01-		R		53-0358			254,0x46	Hand Brake
2.8 CRD (110kW)	07-		R		53-0363			207,0x32	
	11/02-		R		53-0364			184,0x31	Hand Brake
	11/02-		R		53-0358			254,0x46	Hand Brake
2.8 CRD (120kW)	11/04-		R		53-0372			184,0x31	Hand Brake
	11/04-		R		53-0349			228,6x65	Hand Brake



			Spare Parts	F/R	L/R	METELLI ref.	METELLI ref. w/KIT		DIMENSIONS mm.	NOTE
3.7 V6 (155kW)	9/01-		R			53-0364			184,0x31	Hand Brake
	9/01-		R			53-0358			254,0x46	Hand Brake
<b>Liberty II 1/08-</b>										
2.8 CRD	1/08-		R			53-0363			207,0x32	
<b>Patriot 11/07-</b>										
2.0 CRD Eng.BYL (103kW)	07-		F			22-0481-0		Sum	Th 16,0	
	07-		R			22-0737-0		Ake	Th 15,5	
	11/07-		R			53-0362			170,0x32	Hand Brake
2.4 Eng.ERZ (125kW)	07-		F			22-0481-0		Sum	Th 16,0	
	07-		R			22-0737-0		Ake	Th 15,5	
	11/07-		R			53-0362			170,0x32	Hand Brake
<b>Wagoneer 1/85-1/89</b>										
2.5	85-89		F			23-0332			Ø 280,5 Th 22,0-20,7	Vent.
	-90		R			53-0348			254,0x46	Hand Brake
	90-		R			53-0349			228,6x65	Hand Brake
2.8	85-89		F			23-0332			Ø 280,5 Th 22,0-20,7	Vent.
	-90		R			53-0348			254,0x46	Hand Brake
	90-		R			53-0349			228,6x65	Hand Brake
4.0i	85-89		F			23-0332			Ø 280,5 Th 22,0-20,7	Vent.
	-90		R			53-0348			254,0x46	Hand Brake
	90-		R			53-0349			228,6x65	Hand Brake
<b>Wrangler I (YJ) 8/86-8/96</b>										
2.5 (76kW)	1/88-12/91		F			22-0218-0		K.H.	Th 18,0	
	88-91		F			23-0332			Ø 280,5 Th 22,0-20,7	Vent.
	1/88-12/91		R			53-0349			228,6x65	Hand Brake
2.5 Eng.P00 (89kW)	12/91-8/96		F			22-0218-0		K.H.	Th 18,0	
	12/91-8/96		R			53-0349			228,6x65	Hand Brake
4.0 Eng.ERH (131kW)	12/91-8/96		F			22-0218-0		K.H.	Th 18,0	
	91-		F			23-0332			Ø 280,5 Th 22,0-20,7	Vent.
	12/91-8/96		R			53-0349			228,6x65	Hand Brake
	12/91-8/96		R			53-0348			254,0x46	Sahara, Hand Brake
4.2 Eng.6L C2V (84kW)	8/86-8/89		F			22-0133-0		K.H.	Th 16,0	
	86-89		F			23-0332			Ø 280,5 Th 22,0-20,7	Vent.
	8/86-8/89		R			53-0348			254,0x46	Hand Brake
4.2 2WD (82kW)	10/86-9/90		R			53-0348			254,0x46	Hand Brake
<b>Wrangler II (TJ) 8/96-4/07</b>										
2.4 Eng.ED1 (105kW)	11/02-		F			22-0218-0		K.H.	Th 18,0	
	11/02-4/07		R			53-0364			184,0x31	Hand Brake
2.5 Eng.P00 (87kW)	8/96-		F			22-0218-0		K.H.	Th 18,0	
	8/96-4/07		R			53-0364			184,0x31	Hand Brake
	8/96-4/07		R			53-0357			228,6x64	Hand Brake
4.0 Eng.S00 (124kW)	6/98-		F			22-0218-0		K.H.	Th 18,0	
	03-		R			22-0627-0		K.H.	Th 15,0	
	6/98-4/07		R			53-0364			184,0x31	Hand Brake
	6/98-4/07		R			53-0357			228,6x64	Hand Brake
	6/98-4/07		R			53-0349			228,6x65	Hand Brake
4.0 Eng.S01 (130kW)	8/96-		F			22-0218-0		K.H.	Th 18,0	
	03-		R			22-0627-0		K.H.	Th 15,0	
	8/96-4/07		R			53-0364			184,0x31	Hand Brake
	8/96-4/07		R			53-0357			228,6x64	Hand Brake
	8/96-4/07		R			53-0349			228,6x65	Hand Brake
4.0 Rubicon (128kW)	8/03-4/07		R			53-0364			184,0x31	Hand Brake
	8/03-4/07		R			53-0357			228,6x64	Hand Brake
<b>Wrangler III 5/07-</b>										
2.8 CRD Eng.ENR (130kW)	5/07-		R			53-0363			207,0x32	
3.8 Eng.EGH (146kW)	5/07-		R			53-0363			207,0x32	








**KAROSA / BUS**



<b>Knorr Brakes 1/97-</b>										
SB6000	98-		F			22-0584-0		Knorr	Th 30,0	19,5Inch Wheels
SB7000	98-		F			22-0585-0		Knorr	Th 30,0	22,5Inch Wheels
<b>Meritor Brakes 1/95-</b>										
D LISA	98-		F			22-0589-0		Mer	Th 28,0	22,5Inch Wheels
D3	-98		F			22-0586-0		Mer	Th 28,0	22,5Inch Wheels
<b>S 1/89-</b>										
S300NC	1/91-		F			22-0586-0		Mer	Th 28,0	
S309	1/91-		F			22-0586-0		Mer	Th 28,0	
S312HD	1/91-		F			22-0586-0		Mer	Th 28,0	







		Spare Parts	F/R	L/R	METELLI ref.	METELLI ref. w/KIT		DIMENSIONS mm.	NOTE
S313UL	1/91-		F		22-0586-0		Mer	Th 28,0	
S315HD	1/91-		F		22-0586-0		Mer	Th 28,0	
S315HDH	1/91-		F		22-0586-0		Mer	Th 28,0	
S315NF	1/91-		F		22-0586-0		Mer	Th 28,0	
S319UL	1/91-		F		22-0586-0		Mer	Th 28,0	
S328DT	1/91-		F		22-0585-0		Knorr	Th 30,0	











KIA



Carens I 11/00-7/02									
1.8 Eng.TBD (81kW)	11/00-7/02		F		22-0512-0		Sum	Th 16,0	
	11/00-7/02		R		22-0372-0		Sum	Th 13,0	+ABS
	11/00-7/02		R		53-0212		Sum	228,6x32	Hand Brake
































Carens II 7/02-8/06									
1.6 Eng.S6D (77kW)	7/02-8/06		F		22-0513-0		Mando	Th 16,5	
	7/02-8/06		R		22-0372-0		Sum	Th 13,0	
1.8 Eng.TB (93kW)	7/02-8/06		F		22-0513-0		Mando	Th 16,5	
	7/02-8/06		R		22-0372-0		Sum	Th 13,0	
	7/02-8/06		R		53-0212		Sum	228,6x32	Hand Brake
2.0 CRDi Eng.D4EA (103kW)	11/05-8/06		F		22-0513-0		Mando	Th 16,5	
	11/05-8/06		R		22-0372-0		Sum	Th 13,0	
	11/05-8/06		R		53-0212		Sum	228,6x32	Hand Brake
2.0 CRDi Eng.D4EA (83kW)	7/02-8/06		F		22-0513-0		Mando	Th 16,5	
	7/02-8/06		R		22-0372-0		Sum	Th 13,0	
	7/02-8/06		R		53-0212		Sum	228,6x32	Hand Brake

Carens III 9/06-									
2.0 CRDi Eng.D4EA (103kW)	9/06-		F		22-0783-0		Mando	Th 16,5	
	9/06-		R		22-0784-0		Mando	Th 15,5	
2.0 CVVT Eng.G4KA (106kW)	9/06-		F		22-0783-0		Mando	Th 16,5	
	9/06-		R		22-0784-0		Mando	Th 15,5	
























































Carnival I 8/99-10/01									
2.5 V6 Eng.KV6 (121kW)	8/99-10/01		F		22-0218-1		K.H.	Th 18,0	
	99-01			F		23-0694		Ø 274,0 Th 24,2-22,2	Vent.
	8/99-10/01		R		53-0026			254,0x57	Hand Brake
2.9 TD Eng.J3 TCI (93kW)	8/99-10/01		F		22-0218-1		K.H.	Th 18,0	
	99-01			F		23-0694		Ø 274,0 Th 24,2-22,2	Vent.
	8/99-10/01		R		53-0026			254,0x57	Hand Brake










































Carnival II/ Sedona 10/01-5/06									
2.5 V6 Eng.OK52 (110kW)	-04		F		22-0374-0		Sum	Th 16,5	
	04-		F		22-0631-0		Sum	Th 16,5	
	01-03		F		23-0891			Ø 274,0 Th 26,0-24,0	Vent.
	03-		R		53-0226		Mando	295,0x54	Hand Brake
	10/01-5/06		R		53-0026			254,0x57	Hand Brake
	10/01-5/06		R		53-0225		Mando	254,0x57	
10/01-5/06	R			53-0180		Mando	254,0x57	Hand Brake	
2.9 CRDi Eng.OK53 (106kW)	-04		F		22-0374-0		Sum	Th 16,5	
	04-		F		22-0631-0		Sum	Th 16,5	
	01-03		F		23-0891			Ø 274,0 Th 26,0-24,0	Vent.
	03-		R		53-0226		Mando	295,0x54	Hand Brake
	10/01-5/06		R		53-0026			254,0x57	Hand Brake
	10/01-5/06		R		53-0225		Mando	254,0x57	
10/01-5/06	R			53-0180		Mando	254,0x57	Hand Brake	
3.5 V6 24v Eng.6G74 (143kW)	-04		F		22-0374-0		Sum	Th 16,5	
	04-		F		22-0631-0		Sum	Th 16,5	
	02-03		F		23-0891			Ø 274,0 Th 26,0-24,0	Vent.
	7/02-5/06		R		53-0026			254,0x57	Hand Brake
	7/02-5/06		R		53-0225		Mando	254,0x57	
	7/02-5/06		R		53-0225		Mando	254,0x57	
7/02-5/06	R			53-0180		Mando	254,0x57	Hand Brake	
3.5 V6 24v Eng.6G74 (149kW)	1/97-12/02		F		22-0374-0		Sum	Th 16,5	




















































Carnival III/ Sedona 6/06-									
2.7 V6 Eng.G6EA (139kW)	6/06-		F		22-0785-0		Sum	Th 17,5	
	6/06-		R		22-0786-0		Sum	Th 15,5	
	6/06-		R		53-0231			190,0x32	

















		Spare Parts	F/R	L/R	METELLI ref.	METELLI ref. w/KIT		DIMENSIONS mm.	NOTE
2.9CRDI Eng.J3 (136kW)	6/06-		F		22-0785-0		Sum	Th 17,5	
	6/06-		R		22-0786-0		Sum	Th 15,5	
	6/06-		R		53-0231			190,0x32	
<b>Ceed, SW 3/07-</b>									
1.4 Eng.G4FA (80kW)	3/07-		F		22-0513-0		Mando	Th 16,5	
	3/07-		R		22-0725-0		Mando	Th 15,5	
	07-		F		23-0927			Ø 280,0 Th 26,0-24,4	Vent.
	07-		R		23-0928			Ø 262,0 Th 10,0-8,4	
	3/07-		R		53-0185			170,0x27	
1.6 Eng.G4FC (90-93kW)	3/07-		F		22-0513-0		Mando	Th 16,5	
	3/07-		R		22-0725-0		Mando	Th 15,5	
	07-		F		23-0927			Ø 280,0 Th 26,0-24,4	Vent.
	07-		R		23-0928			Ø 262,0 Th 10,0-8,4	
	3/07-		R		53-0185			170,0x27	
1.6 CRDi Eng.D4FB (85kW)	3/07-		F		22-0513-0		Mando	Th 16,5	
	3/07-		R		22-0725-0		Mando	Th 15,5	
	07-		F		23-0927			Ø 280,0 Th 26,0-24,4	Vent.
	07-		R		23-0928			Ø 262,0 Th 10,0-8,4	
	3/07-		R		53-0185			170,0x27	
1.6 CRDi Eng.D4FB-L (66kW)	3/07-		F		22-0513-0		Mando	Th 16,5	
	3/07-		R		22-0725-0		Mando	Th 15,5	
	07-		F		23-0927			Ø 280,0 Th 26,0-24,4	Vent.
	07-		R		23-0928			Ø 262,0 Th 10,0-8,4	
	3/07-		R		53-0185			170,0x27	
2.0 Eng.G4GC (105kW)	3/07-		F		22-0513-0		Mando	Th 16,5	
	3/07-		R		22-0725-0		Mando	Th 15,5	
	07-		F		23-0927			Ø 280,0 Th 26,0-24,4	Vent.
	07-		R		23-0928			Ø 262,0 Th 10,0-8,4	
	3/07-		R		53-0185			170,0x27	
2.0 CRDi Eng.D4EA-F (103kW)	9/07-		F		22-0513-0		Mando	Th 16,5	
	9/07-		R		22-0725-0		Mando	Th 15,5	
	07-		F		23-0927			Ø 280,0 Th 26,0-24,4	Vent.
	07-		R		23-0928			Ø 262,0 Th 10,0-8,4	
	9/07-		R		53-0185			170,0x27	
<b>Cerato (CD) 4/04-</b>									
1.5 CRDi Eng.D4FA (75kW)	7/05-		F		22-0630-0		Mando	Th 17,0	15/16Inch Wheels
	7/05-		F		22-0504-0		Sum	Th 17,5	14Inch Wheels
	7/05-		R		22-0362-0		Sum	Th 14,0	
1.6 Eng.G4GD (77kW)	4/04-		F		22-0630-0		Mando	Th 17,0	15/16Inch Wheels
	4/04-		F		22-0504-0		Sum	Th 17,5	14Inch Wheels
	4/04-		R		22-0362-0		Sum	Th 14,0	
1.6 CRDi Eng.D4FB (85kW)	6/05-		F		22-0630-0		Mando	Th 17,0	
6/05-	R			22-0362-0		Sum	Th 14,0		
2.0 Eng.G4GC (105kW)	4/04-		F		22-0630-0		Mando	Th 17,0	
4/04-	R			22-0362-0		Sum	Th 14,0		
2.0 CRDi Eng.D4DA (83kW)	4/04-		F		22-0630-0		Mando	Th 17,0	
	4/04-		R		22-0362-0		Sum	Th 14,0	
<b>Ceres 6/92-1/97</b>									
2.2 D (52kW)	6/92-1/97		R		53-0199		Sum	260,0x45	
<b>Clarus (K9A), SW 7/96-</b>									
1.8 i 16v Eng.T8 (85kW)	-99		F		22-0371-0		Ate	Th 17,0	
	99-		F		22-0512-0		Sum	Th 16,0	
	7/96-		R		22-0372-0		Sum	Th 13,0	+ABS
	7/96-		R		53-0212		Sum	228,6x32	Hand Brake
2.0 i 16v Eng.FE(16V) (98kW)	-99		F		22-0371-0		Ate	Th 17,0	
	99-		F		22-0512-0		Sum	Th 16,0	
	7/96-		R		22-0372-0		Sum	Th 13,0	+ABS
	7/96-		R		53-0212		Sum	228,6x32	Hand Brake
<b>Joice 2/00-</b>									
2.0 Eng.G4CP (88kW)	9/01-		F		22-0188-0		Sum	Th 17,0	
	9/01-		R		22-0514-0		Sum	Th 15,0	
	01-		F		23-0653			Ø 256,0 Th 24,0-22,4	Vent.
	01-		R		23-0651			Ø 262,0 Th 10,0-8,4	
2.0 Eng.G4GF (102kW)	2/00-		F		22-0188-0		Sum	Th 17,0	
	2/00-		R		22-0514-0		Sum	Th 15,0	
	00-		F		23-0653			Ø 256,0 Th 24,0-22,4	Vent.
	00-		R		23-0651			Ø 262,0 Th 10,0-8,4	















		Spare Parts	F/R	L/R	METELLI ref.	METELLI ref. w/KIT		DIMENSIONS mm.	NOTE
<b>K2500 1/03-</b>									
2.5 TD Eng.D4BH (69kW)	1/03-		R		53-0221		Sum	220,0x57	Hand Brake
<b>Magentis (GD) 5/01-</b>									
2.0 Eng.G4JP (100kW)	5/01-		F		22-0188-0		Sum	Th 17,0	
	5/01-		R		22-0365-0		Mando	Th 15,5	
	5/01-		R		53-0186			170,0x32	
2.0 Eng.G4KA (106kW)	11/05-		F		22-0503-0		Mando	Th 17,0	
	11/05-		R		22-0365-0		Mando	Th 15,5	
	05-		F		23-0927			Ø 280,0 Th 26,0-24,4	Vent.
	05-		R		23-0869			Ø 262,0 Th 10,0-8,4	+ABS
2.0 CRDi Eng.D4EA (103kW)	4/06-		F		22-0503-0		Mando	Th 17,0	
	4/06-		R		22-0365-0		Mando	Th 15,5	
	06-		F		23-0927			Ø 280,0 Th 26,0-24,4	Vent.
	06-		R		23-0869			Ø 262,0 Th 10,0-8,4	+ABS
2.5 V6 Eng.G6BV (124kW)	5/01-		F		22-0188-0		Sum	Th 17,0	
	5/01-		R		22-0365-0		Mando	Th 15,5	
	5/01-		R		53-0186			170,0x32	
2.7 V6 Eng.G6EA (139kW)	11/05-		F		22-0503-0		Mando	Th 17,0	
	11/05-		R		22-0365-0		Mando	Th 15,5	
	05-		F		23-0927			Ø 280,0 Th 26,0-24,4	Vent.
	05-		R		23-0869			Ø 262,0 Th 10,0-8,4	+ABS
<b>Mentor 9/93-</b>									
1.5 i 16v Eng.B5 (59kW)	2/96-		R		53-0213		Sum	200,0x36	Hand Brake
	2/96-		R		53-0217		Sum	200,0x36	Hand Brake
1.6 i Eng.B6 (59kW)	9/93-		R		53-0213		Sum	200,0x36	Hand Brake
	9/93-		R		53-0217		Sum	200,0x36	Hand Brake
<b>Opirus 9/03-</b>									
3.5 Eng.G6CU (149kW)	03-		F		22-0633-0		Mando	Th 17,0	
	9/03-		R		22-0365-0		Mando	Th 15,5	
<b>Optima (GD) 5/01-</b>									
2.0 (100kW)	5/01-		R		53-0175		Mando	228,6x45	
<b>Picanto I (BC) 4/04-4/08</b>									
1.0 Eng.G4HE (45kW)	9/05-		F		22-0629-0		Sum	Th 16,5	
	9/05-		R		22-0815-0		Sum	Th 14,5	
	05-08		F		23-0926			Ø 241,0 Th 18,0-16,0	Vent.
	05-		R		23-0929			Ø 234,0 Th 10,0-8,4	
	9/05-4/08		R		53-0229			180,0x32	
1.1 Eng.G4HG (48kW)	4/04-		F		22-0629-0		Sum	Th 16,5	
	4/04-		R		22-0815-0		Sum	Th 14,5	
	04-08		F		23-0926			Ø 241,0 Th 18,0-16,0	Vent.
	04-		R		23-0929			Ø 234,0 Th 10,0-8,4	
	4/04-4/08		R		53-0229			180,0x32	
1.1 D Eng.D3FA (55kW)	11/05-		F		22-0629-0		Sum	Th 16,5	
	11/05-		R		22-0815-0		Sum	Th 14,5	
	05-		R		23-0929			Ø 234,0 Th 10,0-8,4	
	11/05-4/08		R		53-0229			180,0x32	
<b>Picanto II 5/08-</b>									
1.0 12v Eng.G4HE (46kW)	08-		F		23-0926			Ø 241,0 Th 18,0-16,0	Vent.
	08-		R		23-0929			Ø 234,0 Th 10,0-8,4	
1.0 12v Bi-Fuel Eng.G4HE (45kW)	08-		F		23-0926			Ø 241,0 Th 18,0-16,0	Vent.
	08-		R		23-0929			Ø 234,0 Th 10,0-8,4	
1.1 12v Eng.G4HG (48kW)	08-		F		23-0926			Ø 241,0 Th 18,0-16,0	Vent.
	08-		R		23-0929			Ø 234,0 Th 10,0-8,4	
<b>Pride (DA) 1/90-</b>									
1.1 i Eng.B1 (38kW)	1/91-		F		22-0370-0		Sum	Th 14,0	
	91-		F		23-0536			Ø 219,0 Th 13,0-11,0	
	1/91-		R		53-0206		Ake	170,0x25	
1.3 16v Eng.B3 (44-47-53kW)	1/90-		F		22-0370-0		Sum	Th 14,0	
	90-		F		23-0536			Ø 219,0 Th 13,0-11,0	
	1/90-		R		53-0206		Ake	170,0x25	
1.3 16V Eng.B3 (53kW)	1/90-		R		53-0206		Ake	170,0x25	
1.3 i (51kW)	1/90-		F		22-0370-0		Sum	Th 14,0	
	90-		F		23-0536			Ø 219,0 Th 13,0-11,0	
	1/90-		R		53-0206		Ake	170,0x25	
<b>Pro Ceed 2/08-</b>									
1.4 Eng.G4FA (80kW)	08-		F		22-0513-0		Mando	Th 16,5	
	08-		R		22-0725-0		Mando	Th 15,5	

		Spare Parts	F/R	L/R	METELLI ref.	METELLI ref. w/KIT		DIMENSIONS mm.	NOTE	
1.4 Eng.G4FA (80kW)	08-		F		23-0927			Ø 280,0 Th 26,0-24,4	Vent.	
	08-		R		23-0928			Ø 262,0 Th 10,0-8,4		
1.6 (93kW)	08-		F		22-0513-0		Mando	Th 16,5		
	08-		R		22-0725-0		Mando	Th 15,5		
1.6 Eng.G4FC (90kW)	08-		F		22-0513-0		Mando	Th 16,5		
	08-		R		22-0725-0		Mando	Th 15,5		
	08-		F		23-0927			Ø 280,0 Th 26,0-24,4	Vent.	
	08-		R		23-0928			Ø 262,0 Th 10,0-8,4		
1.6 CRDi Eng.D4FB (85kW)	08-		F		22-0513-0		Mando	Th 16,5		
	08-		R		22-0725-0		Mando	Th 15,5		
	08-		F		23-0927			Ø 280,0 Th 26,0-24,4	Vent.	
	08-		R		23-0928			Ø 262,0 Th 10,0-8,4		
1.6 CRDi Eng.D4FB-L (66kW)	08-		F		22-0513-0		Mando	Th 16,5		
	08-		R		22-0725-0		Mando	Th 15,5		
	08-		F		23-0927			Ø 280,0 Th 26,0-24,4	Vent.	
	08-		R		23-0928			Ø 262,0 Th 10,0-8,4		
2.0 Eng.G4GC (105kW)	08-		F		22-0513-0		Mando	Th 16,5		
	08-		R		22-0725-0		Mando	Th 15,5		
	08-		F		23-0927			Ø 280,0 Th 26,0-24,4	Vent.	
	08-		R		23-0928			Ø 262,0 Th 10,0-8,4		
2.0 CRDi Eng.D4EA-F (103kW)	08-		F		22-0513-0		Mando	Th 16,5		
	08-		R		22-0725-0		Mando	Th 15,5		
	08-		F		23-0927			Ø 280,0 Th 26,0-24,4	Vent.	
	08-		R		23-0928			Ø 262,0 Th 10,0-8,4		
<b>Retona (CE) 6/99-</b>										
2.0 16v Eng.FE DOHC (94kW)	00-		F		22-0376-0		Sum	Th 16,5		
2.0 TD Eng.RF (61kW)	6/99-		F		22-0376-0		Sum	Th 16,5		
<b>Rio I, SW (DC) 8/00-2/05</b>										
1.3 Eng.A3E (55-60kW)	-02		F		22-0196-0		Sum	Th 15,0		
	02-		F		22-0512-0		Sum	Th 16,0		
	00-02		F		23-0959			Ø 235,0 Th 22,0-20,0	Vent.	
	02-05		F		23-0960			Ø 254,0 Th 24,0-22,0	Vent.	
1.5 Eng.A5D (71-72kW)	8/00-2/05		R		53-0220		Sum	200,0x26		
	-02		F		22-0196-0		Sum	Th 15,0		
	02-		F		22-0512-0		Sum	Th 16,0		
	00-02		F		23-0959			Ø 235,0 Th 22,0-20,0	Vent.	
1.5 Eng.A5D (71-72kW)	02-05		F		23-0960			Ø 254,0 Th 24,0-22,0	Vent.	
	8/00-2/05		R		53-0220		Sum	200,0x26		
	<b>Rio II 3/05-</b>									
	1.4 16v Eng.G4EE (71kW)	3/05-		F		22-0724-0		Mando	Th 17,5	
3/05-			R		22-0725-0		Mando	Th 15,5		
05-			F		23-0930			Ø 256,0 Th 22,0-20,0	Vent.	
05-			R		23-0931			Ø 262,0 Th 10,0-8,4	+ABS	
3/05-			R		53-0187			170,0x32		
3/05-			R		53-0182		Mando	203,2x32		
1.5 CRDi Eng.D4FA (81kW)	3/05-		F		22-0724-0		Mando	Th 17,5		
	3/05-		R		22-0725-0		Mando	Th 15,5		
	05-		F		23-0930			Ø 256,0 Th 22,0-20,0	Vent.	
	05-		R		23-0931			Ø 262,0 Th 10,0-8,4	+ABS	
	3/05-		R		53-0187			170,0x32		
	3/05-		R		53-0182		Mando	203,2x32		
1.6 16v Eng.G4ED (82kW)	3/05-		F		22-0724-0		Mando	Th 17,5		
	3/05-		R		22-0725-0		Mando	Th 15,5		
	05-		F		23-0930			Ø 256,0 Th 22,0-20,0	Vent.	
	05-		R		23-0931			Ø 262,0 Th 10,0-8,4	+ABS	
	3/05-		R		53-0187			170,0x32		
	3/05-		R		53-0182		Mando	203,2x32		
<b>Sephia, Timor (FA) 9/93-</b>										
1.5 i 16v Eng.B5 (59kW)	2/96-10/97		F		22-0127-0		Ate	Th 18,0		
	2/96-10/97		R		22-0535-0		Ate	Th 15,0	+ABS	
	2/96-10/97		R		53-0145	53-0145K		180,0x25	Hand Brake	
	2/96-10/97		R		53-0213		Sum	200,0x36	Hand Brake	
	2/96-10/97		R		53-0217		Sum	200,0x36	Hand Brake	
1.6 i Eng.B6 (59kW)	-00		F		22-0127-0		Ate	Th 18,0		
	00-		F		22-0512-0		Sum	Th 16,0		
	00-		R		22-0372-0		Sum	Th 13,0	+ABS	
	-96		R		22-0535-0		Ate	Th 15,0	+ABS	





























		Spare Parts	F/R	L/R	METELLI ref.	METELLI ref. w/KIT		DIMENSIONS mm.	NOTE
1.6 i Eng.B6 (59kW)	93-		F		23-0504			Ø 243,0 Th 20,0-18,0	Vent.
	9/93-		R		53-0213		Sum	200,0x36	Hand Brake
	9/93-		R		53-0217		Sum	200,0x36	Hand Brake
1.8 i 16v Eng.T8 (82kW)	-00		F		22-0127-0		Ate	Th 18,0	
	00-		F		22-0512-0		Sum	Th 16,0	
	-00		R		22-0535-0		Ate	Th 15,0	+ABS
	00-		R		22-0372-0		Sum	Th 13,0	+ABS
	1/95-		R		53-0145	53-0145K		180,0x25	Hand Brake
	1/95-		R		53-0213		Sum	200,0x36	Hand Brake
1/95-		R		53-0217		Sum	200,0x36	Hand Brake	
<b>Shuma (FB) 3/96-</b>									
1.5 Eng.BFD (59kW)	3/96-12/98		R		53-0145	53-0145K		180,0x25	Hand Brake
1.5 i 16v Eng.15BFD (65kW)	10/97-		F		22-0127-0		Ate	Th 18,0	
	10/97-		R		22-0372-0		Sum	Th 13,0	
	10/97-		R		53-0213		Sum	200,0x36	Hand Brake
	10/97-		R		53-0217		Sum	200,0x36	Hand Brake
1.6 Eng.S6D (75kW)	5/01-8/04		F		22-0512-0		Sum	Th 16,0	
	5/01-8/04		R		22-0372-0		Sum	Th 13,0	
1.8 i 16v Eng.18TED (81kW)	10/97-		F		22-0127-0		Ate	Th 18,0	
	10/97-		R		22-0372-0		Sum	Th 13,0	
	10/97-		R		53-0145	53-0145K		180,0x25	Hand Brake
	10/97-		R		53-0213		Sum	200,0x36	Hand Brake
	10/97-		R		53-0217		Sum	200,0x36	Hand Brake
<b>Sorento I (JC) 8/02-12/09</b>									
2.4 Eng.G4JSG (102kW)	8/02-		F		22-0515-0		Sum	Th 16,5	
	8/02-		R		22-0516-0		Sum	Th 15,5	
	8/02-		F		23-0776			Ø 302,0 Th 28,0-26,0	Vent.
	8/02-		F			53-0227K		Ø 302,0 Th 28,0-26,0	Vent.
	8/02-		R		53-0227			190,0x40	Hand Brake
2.5 CRDi Eng.D4CB (103kW)	8/02-		F		22-0515-0		Sum	Th 16,5	
	8/02-		R		22-0516-0		Sum	Th 15,5	
	8/02-		F		23-0776			Ø 302,0 Th 28,0-26,0	Vent.
	8/02-		F			53-0227K		Ø 302,0 Th 28,0-26,0	Vent.
2.5 CRDi Eng.D4CBV (125kW)	8/02-		R		53-0227			190,0x40	Hand Brake
	9/06-		F		22-0515-0		Sum	Th 16,5	
	9/06-		R		22-0516-0		Sum	Th 15,5	
	9/06-		F		23-0776			Ø 302,0 Th 28,0-26,0	Vent.
3.3 V6 Eng.G6HV (177kW)	9/06-		R		53-0230			190,0x32	
	12/06-		F		22-0515-0		Sum	Th 16,5	
	12/06-		R		22-0516-0		Sum	Th 15,5	
	12/06-		F		23-0776			Ø 302,0 Th 28,0-26,0	Vent.
3.3 V6 24v Eng.G6DB (182kW)	12/06-		R		53-0230			190,0x32	
	12/06-		F		23-0776			Ø 302,0 Th 28,0-26,0	Vent.
3.5 V6 24v Eng.6G74 (143-149kW)	7/07-		F		23-0776			Ø 302,0 Th 28,0-26,0	Vent.
	8/02-		F		22-0515-0		Sum	Th 16,5	
	8/02-		R		22-0516-0		Sum	Th 15,5	
	8/02-		F		23-0776			Ø 302,0 Th 28,0-26,0	Vent.
	8/02-		F			53-0227K		Ø 302,0 Th 28,0-26,0	Vent.
8/02-		R		53-0227			190,0x40	Hand Brake	
<b>Spectra 1/00-12/05</b>									
1.8 16v	1/00-12/04		R		53-0217		Sum	200,0x36	Hand Brake
2.0 16v	1/05-12/05		R		53-0217		Sum	200,0x36	Hand Brake
<b>Sportage I (FM) 4/94-8/04</b>									
2.0 i 16v, 4WD Eng.FE(16V) (94kW)	-99		F		22-0375-0		K.H.	Th 16,0	
	99-		F		22-0376-0		Sum	Th 16,5	
	4/94-8/04		R		53-0215			252,0x57	Hand Brake
2.0 i 4WD Eng.FE (70kW)	4/94-8/99		R		53-0215			252,0x57	Hand Brake
2.0 TD 4WD Eng.RF (61kW)	-99		F		22-0375-0		K.H.	Th 16,0	
	99-		F		22-0376-0		Sum	Th 16,5	
	10/97-8/04		R		53-0215			252,0x57	Hand Brake
<b>Sportage II (FQ) 9/04-</b>									
2.0 16v, 4WD Eng.G4GC (104kW)	9/04-		F		22-0503-0		Mando	Th 17,0	
	9/04-		R		22-0365-0		Mando	Th 15,5	
	9/04-		F		23-0789			Ø 280,0 Th 26-24,4	Vent.
	9/04-		R		23-0592			Ø 284,0 Th 10,0-8,0	4WD
	04-		R		23-0869			Ø 262,0 Th 10,0-8,4	2WD, +ABS
2.0 CRDi Eng.D4EA (103kW)	1/06-		F		22-0503-0		Mando	Th 17,0	
	1/06-		R		22-0365-0		Mando	Th 15,5	






























































			Spare Parts	F/R	L/R	METELLI ref.	METELLI ref. w/KIT		DIMENSIONS mm.	NOTE
2.0 CRDi Eng.D4EA (103kW)	1/06-		F			23-0789			Ø 280,0 Th 26-24,4	Vent.
	1/06-		R			23-0592			Ø 284,0 Th 10,0-8,0	
	1/06-		R			53-0184	53-0184K		170,0x27	Hand Brake
2.0 CRDI, 4WD (110kW)	10/08-		R			53-0184	53-0184K		170,0x27	Hand Brake
2.0 CRDi, 4WD Eng.D4EA (83kW)	9/04-		F			22-0503-0		Mando	Th 17,0	
	9/04-		R			22-0365-0		Mando	Th 15,5	
	9/04-		F			23-0789			Ø 280,0 Th 26-24,4	Vent.
	9/04-		R			23-0592			Ø 284,0 Th 10,0-8,0	4WD
	9/04-		R				53-0179Y		Ø 284,0 Th 10,0-8,0	4WD
2.7 V6 4WD Eng.G6BA (129kW)	9/04-		F			22-0503-0		Mando	Th 17,0	
	9/04-		R			22-0365-0		Mando	Th 15,5	
	9/04-		F			23-0789			Ø 280,0 Th 26-24,4	Vent.
	9/04-		R			23-0592			Ø 284,0 Th 10,0-8,0	

## KIA LCV






























































<b>Besta Van 2/96-</b>										
2.2 D Eng.R2 (48kW)	2/96-		F			22-0232-1		Ake	Th 15,0	
	2/96-		R			53-0202		Sum	260,0x50	Hand Brake
<b>Bongo 1/96-</b>										
2.7 D Eng.J2 (60kW)	1/96-		F			22-0232-1		Ake	Th 15,0	
<b>K2500 1/99-</b>										
2.5 TD Eng.D4BH (69kW)	1/99-		F			22-0377-0		Sum	Th 15,5	
	1/99-		R			53-0221		Sum	220,0x57	Hand Brake
<b>K2700 10/99-</b>										
2.7 D Eng.J2 (60kW)	10/99-		F			22-0232-1		Ake	Th 15,0	
	10/99-		R			53-0202		Sum	260,0x50	Hand Brake
<b>Pregio (TB) 10/97-</b>										
2.5 TCi Eng.D4BH (69kW)	9/02-		F			22-0374-0		Sum	Th 16,5	
	9/02-		R			53-0202		Sum	260,0x50	Hand Brake
2.7 D Eng.J2 (60kW)	-00		F			22-0373-0		Sum	Th 17,0	
	00-		F			22-0374-0		Sum	Th 16,5	
	10/97-		R			53-0202		Sum	260,0x50	Hand Brake
























## LADA

<b>110 1/95-</b>										
1.3 Wankel Eng.VAZ-415 (88kW)	97-		F			23-0205			Ø 239,0 Th 12,0-10,8	
	97-		R			18-0027			Ø 200,0	
1.5, 16v Eng.VAZ 2111/ VAZ 2112 (57-67-70kW)	10/00-		F			22-0062-1		Gir	Th 17,0	
	00-		F			23-0411			Ø 260,0 Th 20,0-17,8	Vent.
	00-		R			18-0027			Ø 200,0	
2.0 i Eng.C20XE (110kW)	8/96-		F			22-0062-1		Gir	Th 17,0	
	96-00		F			23-0411			Ø 260,0 Th 20,0-17,8	Vent.
	96-		R			18-0027			Ø 200,0	
<b>111 1/95-</b>										
1.5 Eng.2111 (56kW)	10/00-		F			22-0062-1		Gir	Th 17,0	
	00-		F			23-0553			Ø 239,0 Th 20,0-17,8	Vent., 13Inch Wheels
	00-		R			18-0027			Ø 200,0	
1.5 Eng.VAZ 2111 (57kW)	1/96-		F			22-0062-1		Gir	Th 17,0	
	96-		F			23-0553			Ø 239,0 Th 20,0-17,8	Vent., 13Inch Wheels
	96-		R			18-0027			Ø 200,0	
1.5 16v Eng.VAZ 2112 (67-70kW)	1/95-		F			22-0062-1		Gir	Th 17,0	
	95-		F			23-0205			Ø 239,0 Th 12,0-10,8	
	95-		R			18-0027			Ø 200,0	
<b>112 1/95-</b>										
1.5 Eng.2111 (56kW)	10/00-		F			22-0062-1		Gir	Th 17,0	
	00-		F			23-0553			Ø 239,0 Th 20,0-17,8	Vent.
	00-		R			18-0027			Ø 200,0	
1.5 Eng.VAZ 2111 (54-57kW)	1/95-		F			22-0062-1		Gir	Th 17,0	
	95-		F			23-0553			Ø 239,0 Th 20,0-17,8	Vent.
	95-		R			18-0027			Ø 200,0	
1.5 16v Eng.VAZ 2112 (67kW)	10/00-		F			22-0062-1		Gir	Th 17,0	
	00-		F			23-0411			Ø 260,0 Th 20,0-17,8	Vent.
	00-		R			18-0027			Ø 200,0	
1.5 16v Eng.VAZ 2112 (70kW)	1/95-		F			22-0062-1		Gir	Th 17,0	
	95-		F			23-0205			Ø 239,0 Th 12,0-10,8	
	95-		R			18-0027			Ø 200,0	



			Spare Parts	F/R	L/R	METELLI ref.	METELLI ref. w/KIT		DIMENSIONS mm.	NOTE
<b>1200-1500 9/73-6/85</b>										
1200 Eng.BA32101 (44kW)	9/73-8/84		R			53-0060		Fiat	250,0x51	Hand Brake
1300 (49kW)	1/81-12/82		R			53-0060		Fiat	250,0x51	Hand Brake
<b>1200-1600 1/70-1/87</b>										
1.2, SW Eng.BA32101 (44kW)	1/70-6/86		F			22-0007-0		Bdx	Th 16,0	
	70-86		F			23-0043			Ø 252,0 Th 10,0-9,0	
	1/70-6/86		R			53-0060		Fiat	250,0x51	Hand Brake
	70-86		R			18-0025			Ø 250,0	
1.3 Eng.BA32103 (51kW)	8/74-8/84		F			22-0007-0		Bdx	Th 16,0	
	74-		F			23-0043			Ø 252,0 Th 10,0-9,0	
	8/74-8/84		R			53-0060		Fiat	250,0x51	Hand Brake
	74-		R			18-0025			Ø 250,0	
1.3, SW Eng.BA321011 (48kW)	5/78-1/87		F			22-0007-0		Bdx	Th 16,0	
	78-		F			23-0043			Ø 252,0 Th 10,0-9,0	
	5/78-1/87		R			53-0060		Fiat	250,0x51	Hand Brake
	78-		R			18-0025			Ø 250,0	
1.5, SW Eng.BA32105 (55kW)	11/72-10/86		F			22-0007-0		Bdx	Th 16,0	
	72-		F			23-0043			Ø 252,0 Th 10,0-9,0	
	11/72-10/86		R			53-0060		Fiat	250,0x51	Hand Brake
	72-		R			18-0025			Ø 250,0	
1.6 (58kW)	9/72-8/84		F			22-0007-0		Bdx	Th 16,0	
	72-		F			23-0043			Ø 252,0 Th 10,0-9,0	
	72-		R			18-0025			Ø 250,0	
1.6 Eng.BA32106 (57kW)	3/79-10/86		F			22-0007-0		Bdx	Th 16,0	
	79-		F			23-0043			Ø 252,0 Th 10,0-9,0	
	79-		R			18-0025			Ø 250,0	
<b>Carlota</b>										
All models	90-		R			18-0027			Ø 200,0	
<b>Kalina (1117, 1118, 1119) 10/04-</b>										
1.6 Eng.21114 (60kW)	04-		F			23-0411			Ø 260,0 Th 20,0-17,8	Vent.
			R			18-0027			Ø 200,0	
1.6 16v (66kW)	04-		F			23-0411			Ø 260,0 Th 20,0-17,8	Vent.
			R			18-0027			Ø 200,0	
<b>Kalinda</b>										
1.5	93-		R			18-0027			Ø 200,0	
<b>Nadeschda (2120) 12/97-</b>										
1.7 Eng.VAZ-2121.3 (59-60kW)	97-		F			23-0206			Ø 272,0 Th 11,0-9,8	
			R			18-0026			Ø 250,0	
1.8 Eng.VAZ-2130 (60-67kW)	97-		F			23-0206			Ø 272,0 Th 11,0-9,8	
			R			18-0026			Ø 250,0	
<b>Natasha (2120)</b>										
1.1	93-		R			18-0027			Ø 200,0	+AA
1.5	93-		R			18-0027			Ø 200,0	+AA
<b>Niva I (2121) 12/76-</b>										
1.6 Eng.BA32121 (54kW)	1/87-3/95		F			22-0046-0		Bdx	Th 15,5	
			F			23-0206			Ø 272,0 Th 11,0-9,8	
	87-95		R			53-0060		Fiat	250,0x51	Hand Brake
			R			18-0026			Ø 250,0	
1.6 Eng.BA32121 (56-59kW)	12/76-5/87		F			22-0046-0		Bdx	Th 15,5	
			F			23-0206			Ø 272,0 Th 11,0-9,8	
	76-87		R			53-0060		Fiat	250,0x51	Hand Brake
			R			18-0026			Ø 250,0	
1.7 i (60kW)	10/00-		F			22-0046-0		Bdx	Th 15,5	
			F			23-0043			Ø 252,0 Th 10,0-9,0	
			R			18-0026			Ø 250,0	
1.7 i Eng.BA321214 (59kW)	6/96-		F			22-0046-0		Bdx	Th 15,5	
			F			23-0206			Ø 272,0 Th 11,0-9,8	
			R			18-0026			Ø 250,0	
1.9 D Eng.XUD9A (47kW)	1/93-		F			22-0046-0		Bdx	Th 15,5	
			R			53-0060		Fiat	250,0x51	Hand Brake
			R			18-0026			Ø 250,0	
1.9 D Eng.XUD9SD (55kW)	1/99-		F			22-0046-0		Bdx	Th 15,5	
			F			23-0043			Ø 252,0 Th 10,0-9,0	
			R			18-0026			Ø 250,0	
<b>Nova (2105, 2108, 2109) 5/81-</b>										
1.2, SW Eng.BA32101 (44kW)	9/81-		F			22-0007-0		Bdx	Th 16,0	
	81-		F			23-0043			Ø 252,0 Th 10,0-9,0	





























		Spare Parts	F/R	L/R	METELLI ref.	METELLI ref. w/KIT		DIMENSIONS mm.	NOTE
1.2, SW Eng.BA32101 (44kW)	9/81-		R		53-0060		Fiat	250,0x51	Hand Brake
	81-		R		18-0025			Ø 250,0	+AA
1.3 Eng.BA32105 (48kW)	5/81-		F		22-0007-0		Bdx	Th 16,0	
	81-		F		23-0043			Ø 252,0 Th 10,0-9,0	
	5/81-		R		53-0060		Fiat	250,0x51	Hand Brake
	81-		R		18-0025			Ø 250,0	+AA
1.5 S Eng.BA32111 (52kW)	6/89-		F		22-0007-0		Bdx	Th 16,0	
	89-		F		23-0043			Ø 252,0 Th 10,0-9,0	
	89-		R		18-0025			Ø 250,0	+AA
1.5, SW Eng.BA32103 (55kW)	3/85-		F		22-0007-0		Bdx	Th 16,0	
	85-		F		23-0043			Ø 252,0 Th 10,0-9,0	
	3/85-		R		53-0060		Fiat	250,0x51	Hand Brake
	85-		R		18-0025			Ø 250,0	+AA
1.6 Eng.BA32106 (56kW)	88-		F		23-0043			Ø 252,0 Th 10,0-9,0	
	88-		R		18-0025			Ø 250,0	+AA
1.7 i Classic, SW (62kW)	8/94-		F		22-0007-0		Bdx	Th 16,0	
	94-		F		23-0043			Ø 252,0 Th 10,0-9,0	
	94-		R		18-0025			Ø 250,0	+AA
<b>Riva</b>									
1.2 Eng.1200 (44kW)	83-89		R		18-0025			Ø 250,0	+AA
1.3 (48-52kW)	83-92		R		53-0060		Fiat	250,0x51	Hand Brake
			R		18-0025			Ø 250,0	+AA
1.5i (51-52-55kW)	84-		R		53-0060		Fiat	250,0x51	Hand Brake
			R		18-0025			Ø 250,0	+AA
1.6 (62kW)	86-92		R		18-0025			Ø 250,0	+AA
<b>Sagona</b>									
1.5 D	95-		R		18-0027			Ø 200,0	+AA
1.5i	91-		R		53-0456		Fiat	200,0x40	Hand Brake
			R		18-0027			Ø 200,0	+AA
<b>Samara, Forma (2108, 2109) 1/88-</b>									
1.1 Eng.BA321081 (39kW)	-96		F		22-0062-0		Gir	Th 17,0	
			F		22-0062-1		Gir	Th 17,0	
			F		23-0205			Ø 239,0 Th 12,0-10,8	
	2/88-		R		53-0456		Fiat	200,0x40	Hand Brake
	88-		R		18-0027			Ø 200,0	+AA
1.1 Eng.BA321081(KAT) (43kW)	-96		F		22-0062-0		Gir	Th 17,0	
			F		22-0062-1		Gir	Th 17,0	
			F		23-0205			Ø 239,0 Th 12,0-10,8	
	2/96-		R		53-0456		Fiat	200,0x40	Hand Brake
1.3 Eng.2108 (46kW)	-96		F		22-0062-0		Gir	Th 17,0	
			F		22-0062-1		Gir	Th 17,0	
			F		23-0205			Ø 239,0 Th 12,0-10,8	
	1/88-		R		53-0456		Fiat	200,0x40	Hand Brake
	88-		R		18-0027			Ø 200,0	+AA
1.3 Eng.BA32108 (48kW)	-96		F		22-0062-0		Gir	Th 17,0	
			F		22-0062-1		Gir	Th 17,0	
			F		23-0205			Ø 239,0 Th 12,0-10,8	
	1/86-7/97		R		53-0456		Fiat	200,0x40	Hand Brake
	1/86-		R		18-0027			Ø 200,0	+AA
1.3 Eng.BA32108(KAT) (45kW)	-96		F		22-0062-0		Gir	Th 17,0	
			F		22-0062-1		Gir	Th 17,0	
			F		23-0205			Ø 239,0 Th 12,0-10,8	
	9/91-		R		53-0456		Fiat	200,0x40	Hand Brake
	91-		R		18-0027			Ø 200,0	+AA
1.3 Eng.BA321115 (50kW)	-96		F		22-0062-0		Gir	Th 17,0	
			F		22-0062-1		Gir	Th 17,0	
			F		23-0205			Ø 239,0 Th 12,0-10,8	
	2/96-		R		53-0456		Fiat	200,0x40	Hand Brake
1.5 Eng.BA321083 (53kW)	-96		F		22-0062-0		Gir	Th 17,0	
			F		22-0062-1		Gir	Th 17,0	
			F		23-0205			Ø 239,0 Th 12,0-10,8	
	1/88-		R		53-0456		Fiat	200,0x40	Hand Brake
	88-		R		18-0027			Ø 200,0	+AA
1.5 Eng.BA321083(KAT) (50kW)	-96		F		22-0062-0		Gir	Th 17,0	
			F		22-0062-1		Gir	Th 17,0	
			F		23-0205			Ø 239,0 Th 12,0-10,8	
	7/91-		R		53-0456		Fiat	200,0x40	Hand Brake





































		Spare Parts	F/R	L/R	METELLI ref.	METELLI ref. w/KIT		DIMENSIONS mm.	NOTE
1.5 Eng.BA321083(KAT) (50kW)	91-		R		18-0027			Ø 200,0	+AA
1.5 Eng.BA32111 (52kW)	-96		F		22-0062-0		Gir	Th 17,0	
	96-		F		22-0062-1		Gir	Th 17,0	
	94-		F		23-0205			Ø 239,0 Th 12,0-10,8	
	11/94-		R		53-0456		Fiat	200,0x40	Hand Brake
	94-		R		18-0027			Ø 200,0	+AA
<b>Signet</b>									
All models	79-85		R		18-0025			Ø 250,0	
<b>Tavria</b>									
1.1	91-		R		18-0027			Ø 200,0	
1.3	91-		R		18-0027			Ø 200,0	
1.5	91-		R		18-0027			Ø 200,0	
<b>Toscana</b>									
1.3 Eng.BA32105 (48kW)	12/85-		F		22-0007-0		Bdx	Th 16,0	
	85-		F		23-0043			Ø 252,0 Th 10,0-9,0	
	12/85-		R		53-0060		Fiat	250,0x51	Hand Brake
	85-		R		18-0025			Ø 250,0	
1.5 Eng.BA32103 (55kW)	9/83-2/93		F		22-0007-0		Bdx	Th 16,0	
	83-		F		23-0043			Ø 252,0 Th 10,0-9,0	
	9/83-2/93		R		53-0060		Fiat	250,0x51	Hand Brake
	83-		R		18-0025			Ø 250,0	
1.6			F		22-0007-0		Bdx	Th 16,0	
	84-92		R		18-0025			Ø 250,0	































## LAMBORGHINI


































<b>Countach 1/85-</b>									
4.6 V12	1/85-12/91		R		22-0008-0		Ate	Th 15,0	
<b>Jalpa 1/82-</b>									
3.5 V8	1/82-12/87		R		22-0008-0		Ate	Th 15,0	

## LANCIA





































<b>A 111 1/67-1/74</b>									
1.4 Eng.FiatBLC.000 (51kW)	67-74		F/R		23-0014			Ø 227,0 Th 11,0-9,0	
<b>A 112 3/78-12/86</b>									
0.95 LX Eng.A112B1.000/ 141A40R (35kW)	3/84-12/86		F		22-0001-0		Bdx	Th 17,5	
	84-86		F		23-0014			Ø 227,0 Th 11,0-9,0	
1.0 Abarth Eng.127A1/A112A.000/ A2.000/ A5.000/ B2.000 (29-37-51-52kW)	3/78-2/84		F		22-0001-0		Bdx	Th 17,5	
	78-84		F		23-0014			Ø 227,0 Th 11,0-9,0	
<b>Beta (828B) 8/73-7/82</b>									
1.3 Eng.828AC.3/ BB.3 (61kW)	76-82		F		23-0063			Ø 251,0 Th 12,7-11,5	
	76-82		R		23-0064			Ø 251,0 Th 10,0-9,0	
1.4 Eng.828A2.000/ B2.000 (66kW)	73-76		F		23-0063			Ø 251,0 Th 12,7-11,5	
	73-76		R		23-0064			Ø 251,0 Th 10,0-9,0	
1.6 Eng.132AB/ 828B.000 (74kW)	73-82		F		23-0063			Ø 251,0 Th 12,7-11,5	
	73-82		R		23-0064			Ø 251,0 Th 10,0-9,0	
1.8 Eng.828A1.000/AB/AC/AF/AS (81kW)	73-76		F		23-0063			Ø 251,0 Th 12,7-11,5	
	73-76		R		23-0064			Ø 251,0 Th 10,0-9,0	
2.0 Eng.828B1.000 (85-88kW)	76-82		F		23-0063			Ø 251,0 Th 12,7-11,5	
	76-82		R		23-0064			Ø 251,0 Th 10,0-9,0	
<b>Beta Coupe (828BC) 4/76-12/84</b>									
1.3 Eng.828D3.000 (62kW)	81-84		F		23-0063			Ø 251,0 Th 12,7-11,5	
	81-84		R		23-0064			Ø 251,0 Th 10,0-9,0	
1.6 Eng.132AB/ 828B.000 (74kW)	76-84		F		23-0063			Ø 251,0 Th 12,7-11,5	
	76-84		R		23-0064			Ø 251,0 Th 10,0-9,0	
2.0 Eng.828B1.000 (85-88kW)	76-84		F		23-0063			Ø 251,0 Th 12,7-11,5	
	76-84		R		23-0064			Ø 251,0 Th 10,0-9,0	
2.0 i.e. Eng.828B4.000 (90kW)	81-84		F		23-0063			Ø 251,0 Th 12,7-11,5	
	81-84		R		23-0064			Ø 251,0 Th 10,0-9,0	
2.0 Volumex Eng.828B7.000 (99kW)	83-84		F		23-0063			Ø 251,0 Th 12,7-11,5	
	83-84		R		23-0064			Ø 251,0 Th 10,0-9,0	
<b>Beta H.P.E. (828BF) 5/76-9/84</b>									
1.6 Eng.132AB/ 828B.000 (74kW)	80-84		F		23-0063			Ø 251,0 Th 12,7-11,5	
	80-84		R		23-0064			Ø 251,0 Th 10,0-9,0	
2.0 Eng.828B1.000 (85-88kW)	76-84		F		23-0063			Ø 251,0 Th 12,7-11,5	
	76-84		R		23-0064			Ø 251,0 Th 10,0-9,0	
2.0 i.e. Eng.828B4.000 (90kW)	81-84		F		23-0063			Ø 251,0 Th 12,7-11,5	
	81-84		R		23-0064			Ø 251,0 Th 10,0-9,0	









































		Spare Parts	F/R	L/R	METELLI ref.	METELLI ref. w/KIT		DIMENSIONS mm.	NOTE
2.0 Volumex Eng.828B7.000 (99kW)	83-84		F		23-0063			Ø 251,0 Th 12,7-11,5	
	83-84		R		23-0064			Ø 251,0 Th 10,0-9,0	
<b>Beta Monte Carlo (137AS, 137BS) 7/80-5/81</b>									
2.0 Eng.134AS.000 (88kW)	80-81		F/R		23-0020			Ø 251,0 Th 11,0-9,5	
<b>Dedra (835) 4/89-7/99</b>									
1.6 16v, SW Eng.182A4.000/ 182B6.000 (76kW)	1/96-7/99		F		22-0082-0		Ate	Th 17,5	
	1/96-7/99		F		22-0057-4		Ate	Th 18,0	Made in Brazil
	-98		R		22-0064-0		Gir	Th 14,5	
	98-		R		22-0299-0		Gir	Th 14,5	
	96-99		F		23-0231			Ø 257,0 Th 20,0-18,2	Vent.
	96-99		R		23-0232			Ø 240,5 Th 10,9-9,2	
1.6 i.e. Eng.159B9.000/ 835A1.000/ 835C1.000 (55-66kW)	1/96-7/99		R		53-0070	53-0070J	Ap	180,0x32	Hand Brake
	4/93-7/99		F		22-0030-1		Gir	Th 17,5	
	4/93-7/99		R		22-0064-0		Gir	Th 14,5	+ABS
	93-9/94		F		23-0232			Ø 240,5 Th 10,9-9,2	-ABS
	93-99		F		23-0179			Ø 257,5 Th 12,0-10,2	+ABS
	93-99		R		23-0232			Ø 240,5 Th 10,9-9,2	+ABS
	4/93-7/99		R		53-0070	53-0070J	Ap	180,0x32	Hand Brake
	93-		R		18-0010			Ø 180,0	
	93-94		R		51-0024		Bdx	Ø 19,05 180,0x30	RAI
	1.6 i.e. Eng.835A1.046 (57kW)	8/89-3/93		F		22-0059-0		Gir	Th 17,0
8/89-3/93			F		22-0030-1		Gir	Th 17,5	+ABS
8/89-3/93			R		22-0064-0		Gir	Th 14,5	+ABS
89-93			F		23-0232			Ø 240,5 Th 10,9-9,2	-ABS
89-93			F		23-0179			Ø 257,5 Th 12,0-10,2	+ABS
89-93			R		23-0232			Ø 240,5 Th 10,9-9,2	+ABS
8/89-3/93			R		53-0066	53-0066J	Bdx	180,0x32	Hand Brake
3/89-			R		18-0010			Ø 180,0	
89-93			R		51-0024		Bdx	Ø 19,05 180,0x30	RAI
1.8 16v, SW Eng.183A1.000/ 183A2.000 (83-96kW)		3/96-7/99		F		22-0082-0		Ate	Th 17,5
	3/96-7/99		F		22-0057-4		Ate	Th 18,0	Made in Brazil
	-98		R		22-0064-0		Gir	Th 14,5	
	98-		R		22-0299-0		Gir	Th 14,5	
	96-99		F		23-0231			Ø 257,0 Th 20,0-18,2	Vent.
	96-99		R		23-0232			Ø 240,5 Th 10,9-9,2	
	3/96-7/99		R		53-0066	53-0066J	Bdx	180,0x32	Hand Brake
1.8 i.e. Eng.835C5.000 (66-55kW)	8/93-7/99		F		22-0030-1		Gir	Th 17,5	
	8/93-7/99		R		22-0063-0		Bdx	Th 12,0	-ABS
	8/93-7/99		R		22-0064-0		Gir	Th 14,5	+ABS
	10/94-		F		23-0231			Ø 257,0 Th 20,0-18,2	Vent.
	-9/94		F		23-0179			Ø 257,5 Th 12,0-10,2	
	93-		R		23-0232			Ø 240,5 Th 10,9-9,2	
	8/93-7/99		R		53-0066	53-0066J	Bdx	180,0x32	Hand Brake
1.8 i.e., SW Eng.835A2.000/ 835A2.046/ 836A5.000 (74-77-80kW)	7/94-7/99		F		22-0030-1		Gir	Th 17,5	
	7/94-7/99		R		22-0063-0		Bdx	Th 12,0	-ABS
	7/94-7/99		R		22-0064-0		Gir	Th 14,5	+ABS
	10/94-		F		23-0231			Ø 257,0 Th 20,0-18,2	Vent.
	-9/94		F		23-0179			Ø 257,5 Th 12,0-10,2	
	94-99		R		23-0232			Ø 240,5 Th 10,9-9,2	
	7/94-7/99		R		53-0066	53-0066J	Bdx	180,0x32	Hand Brake
1.9 TD Eng.831D1.000 (59kW)	-94		F		22-0030-1		Gir	Th 17,5	
	-94		R		22-0063-0		Bdx	Th 12,0	-ABS
	-94		R		22-0064-0		Gir	Th 14,5	
1.9 TDS, SW Eng.160D1.000/ 835A4.000/ .046 (55-66kW)	-95		F		22-0030-1		Gir	Th 17,5	
	95-		F		22-0082-0		Ate	Th 17,5	
	96-		F		22-0057-4		Ate	Th 18,0	Made in Brazil
	-95		R		22-0063-0		Bdx	Th 12,0	-ABS
	-98		R		22-0064-0		Gir	Th 14,5	
	98-		R		22-0299-0		Gir	Th 14,5	
	10/94-99		F		23-0231			Ø 257,0 Th 20,0-18,2	Vent.
	89-9/94		F		23-0179			Ø 257,5 Th 12,0-10,2	
89-99		R		23-0232			Ø 240,5 Th 10,9-9,2		
2.0 16v, SW, Integrale Eng.836A3.000 (102kW)	7/94-7/99		F		22-0274-1		Ate	Th 18,0	Made in Brazil
	-95		F		22-0072-1		Gir	Th 19,0	
	95-		F		22-0083-0		Ate	Th 19,0	
	-95		R		22-0063-0		Bdx	Th 12,0	-ABS
	96-99		R		22-0064-0		Gir	Th 14,5	Made in Brazil































		Spare Parts	F/R	L/R	METELLI ref.	METELLI ref. w/KIT		DIMENSIONS mm.	NOTE
2.0 16v, SW, Integrale Eng.836A3.000 (102kW)	-98		R		22-0064-0		Gir	Th 14,5	
	98-		R		22-0299-0		Gir	Th 14,5	
	10/94-96		F		23-0407			Ø 257,0 Th 22,0-20,2	Vent.
	10/94-96		R		23-0232			Ø 240,5 Th 10,9-9,2	
2.0 HF Integrale Eng.835A7.046/ 835A8.000 (119-121-124-130kW)	11/90-7/94		F		22-0072-1		Gir	Th 19,0	
	11/90-7/94		R		22-0064-0		Gir	Th 14,5	
	90-94		F		23-0298			Ø 283,9 Th 22,0-20,2	Vent.
	90-94		R		23-0232			Ø 240,5 Th 10,9-9,2	
2.0 i.e. Eng.835A5.000 (86kW)	-92		F		22-0030-1		Gir	Th 17,5	
	-92		R		22-0063-0		Bdx	Th 12,0	-ABS
	-92		R		22-0064-0		Gir	Th 14,5	+ABS
	89-92		F		23-0231			Ø 257,0 Th 20,0-18,2	Vent., A/T
	89-92		R		23-0232			Ø 240,5 Th 10,9-9,2	A/T
2.0 i.e. Eng.835A5.046 (83kW)	-95		F		22-0030-1		Gir	Th 17,5	
	95-		F		22-0083-0		Ate	Th 19,0	A/T
	-95		R		22-0063-0		Bdx	Th 12,0	-ABS
	-95		R		22-0064-0		Gir	Th 14,5	+ABS
	95-98		R		22-0064-0		Gir	Th 14,5	A/T
	98-		R		22-0299-0		Gir	Th 14,5	A/T
	89-97		F		23-0231			Ø 257,0 Th 20,0-18,2	Vent., A/T
	89-97		R		23-0232			Ø 240,5 Th 10,9-9,2	A/T
2.0 i.e. T. Eng.835A8.046 (119kW)	4/91-7/99		F		22-0072-1		Gir	Th 19,0	
	91-97		F		23-0231			Ø 257,0 Th 20,0-18,2	Vent., A/T
	91-97		R		23-0232			Ø 240,5 Th 10,9-9,2	A/T
2.0 i.e. T. Integrale Eng.835A7.000 (121kW)	5/90-7/94		F		22-0072-1		Gir	Th 19,0	
	5/90-7/94		R		22-0064-0		Gir	Th 14,5	
	90-94		F		23-0298			Ø 283,9 Th 22,0-20,2	Vent.
	90-94		R		23-0232			Ø 240,5 Th 10,9-9,2	
<b>Delta I (831AB0) 9/79-1/94</b>									
1.1 Eng.831B8.000 (47kW)	86-90		F		23-0014			Ø 227,0 Th 11,0-9,0	
	86-90		R		18-0003			Ø 185,0	
1.3 Eng.831A1.000/ A2.000/ AB.000 (58kW)	9/83-8/92		F		22-0026-0		Gir	Th 16,0	
	9/83-8/92		F		22-0026-1		Gir	Th 16,0	
	9/83-8/92		F		22-0026-2		Gir	Th 16,0	
	83-92		F		23-0014			Ø 227,0 Th 11,0-9,0	
	9/83-8/92		R		53-0063		Fiat	185,0x31	Fitted Adjuster, Hand Brake
1.3 Eng.831A2.000/ 831B.000 (55kW)	9/79-8/92		F		22-0026-0		Gir	Th 16,0	
	9/79-8/92		F		22-0026-1		Gir	Th 16,0	
	9/79-8/92		F		22-0026-2		Gir	Th 16,0	
	82-92		F		23-0014			Ø 227,0 Th 11,0-9,0	
	9/79-8/92		R		53-0063		Fiat	185,0x31	Fitted Adjuster, Hand Brake
	10/79-92		R		18-0003			Ø 185,0	
1.5 Eng.138A1.000/ A3.000/ 831A1.000/ B1.000 (62-63kW)	9/79-12/92		F		22-0026-0		Gir	Th 16,0	
	9/79-12/92		F		22-0026-1		Gir	Th 16,0	
	9/79-12/92		F		22-0026-2		Gir	Th 16,0	
	82-92		F		23-0014			Ø 227,0 Th 11,0-9,0	
	9/79-12/92		R		53-0063		Fiat	185,0x31	Fitted Adjuster, Hand Brake
	10/79-92		R		18-0003			Ø 185,0	
1.6 GT Eng.149C2.000/ 831A4.000/ B4.000/ B7.000 (66-77-79-80-97kW)	8/86-8/88		F		22-0030-1		Gir	Th 17,5	
	8/86-8/88		R		22-0063-0		Bdx	Th 12,0	
	86-88		F		23-0083			Ø 257,0 Th 12,0-10,8	
	86-88		R		23-0014			Ø 227,0 Th 11,0-9,0	
1.6 HFT. Eng.831A7.000/ 831B7.046 (96-191kW)	10/83-12/86		F		22-0030-1		Gir	Th 17,5	
	10/83-12/86		R		22-0063-0		Bdx	Th 12,0	
	83-86		F		23-0083			Ø 257,0 Th 12,0-10,8	
	83-86		R		23-0014			Ø 227,0 Th 11,0-9,0	
1.6 HF T. Eng.831B3.000 (103-122kW)	8/86-8/88		F		22-0030-1		Gir	Th 17,5	
	8/86-8/88		R		22-0063-0		Bdx	Th 12,0	
	86-88		F		23-0184			Ø 257,0 Th 20,0-18,2	Vent.
	86-88		R		23-0014			Ø 227,0 Th 11,0-9,0	
1.9 TD Eng.831D1.000 (59kW)	10/86-12/89		F		22-0030-1		Gir	Th 17,5	
	86-89		F		23-0083			Ø 257,0 Th 12,0-10,8	
	10/86-12/89		R		53-0063		Fiat	185,0x31	Fitted Adjuster, Hand Brake
	86-89		R		18-0003			Ø 185,0	
2.0 16v HF Evo Integrale Eng.831E5.000/ 831E5.046 (155-158-186kW)	6/93-1/94		F		22-0251-0		Bre	Th 17,5	
	11/93-		R		23-0368			Ø 251,5 Th 10,0-9,0	




		Spare Parts	F/R	L/R	METELLI ref.	METELLI ref. w/KIT		DIMENSIONS mm.	NOTE
2.0 16v HF Integrale Eng.831D5.000 (144-147kW)	3/89-9/91		F		22-0072-1		Gir	Th 19,0	
			R		22-0063-0		Bdx	Th 12,0	
	89-91		F		23-0369			Ø 284,0 Th 22,0-20,2	Vent.
			R		23-0232			Ø 240,5 Th 10,9-9,2	
2.0 HF Integrale Eng.831B5.000/ C5.000/ C5.046 (122-130-133-135kW)	-87		F		22-0053-0		Gir	Th 17,5	
	87-		F		22-0072-4		Gir	Th 19,0	
	11/86-8/88		R		22-0063-0		Bdx	Th 12,0	
	86-88		F		23-0184			Ø 257,0 Th 20,0-18,2	Vent.
	86-88		R		23-0014			Ø 227,0 Th 11,0-9,0	
<b>Delta II (836) 6/93-8/99</b>									
1.4 i.e. Eng.160A1.046/ 836A4.000 (51kW)	10/94-8/99		F		22-0079-0		Ate	Th 17,5	
	10/94-8/99		F		22-0030-1		Gir	Th 17,5	
	-98		R		22-0064-0		Gir	Th 14,5	+ABS
	98-		R		22-0299-0		Gir	Th 14,5	+ABS
	94-		F		23-0231			Ø 257,0 Th 20,0-18,2	Vett 3279171-, Vent.
			F		23-0179			Ø 257,5 Th 12,0-10,2	
	94-		F		23-0369			Ø 284,0 Th 22,0-20,2	Vent., Versione Soft
			R		23-0232			Ø 240,5 Th 10,9-9,2	+/-ABS
	10/94-8/99		R		53-0070	53-0070J	Ap	180,0x32	Hand Brake
	10/94-99		R		18-0008			Ø 180,0	
	94-		R		51-0026		Bdx	Ø 22,00 180,0x30	RAI
	1.6 16v Eng.182A4.000/ 182B6.000 (76kW)	1/96-8/99		F		22-0082-0		Ate	Th 17,5
-98		R			22-0064-0		Gir	Th 14,5	+ABS
98-		R			22-0299-0		Gir	Th 14,5	+ABS
96-99			F		23-0179			Ø 257,5 Th 12,0-10,2	
96-99			R		23-0232			Ø 240,5 Th 10,9-9,2	
1/96-8/99			R		53-0066	53-0066J	Bdx	180,0x32	Hand Brake
96-		R		18-0008			Ø 180,0		
96-		R		51-0026		Bdx	Ø 22,00 180,0x30	RAI	
1.6 i.e. Eng.182A6.000 (66kW)	3/96-8/99		F		22-0030-1		Gir	Th 17,5	
	96-99		F		23-0179			Ø 257,5 Th 12,0-10,2	
	96-99		R		23-0232			Ø 240,5 Th 10,9-9,2	
	3/96-8/99		R		53-0066	53-0066J	Bdx	180,0x32	Hand Brake
	96-		R		18-0008			Ø 180,0	
	96-		R		51-0026		Bdx	Ø 22,00 180,0x30	RAI
1.6 i.e. Eng.835A1.000/ 835C1.000 (55kW)	6/93-8/99		F		22-0030-1		Gir	Th 17,5	
	5/93-95		F		23-0232			Ø 240,5 Th 10,9-9,2	-ABS
	5/93-95		F		23-0179			Ø 257,5 Th 12,0-10,2	+ABS
	5/93-95		R		23-0232			Ø 240,5 Th 10,9-9,2	+ABS
	6/93-8/99		R		53-0070	53-0070J	Ap	180,0x32	Hand Brake
	93-99		R		18-0008			Ø 180,0	
93-		R		51-0026		Bdx	Ø 22,00 180,0x30	RAI	
1.8 16v GT Eng.183A1.000/ 183A2.000/ 182A2.000 (83-96kW)	3/96-8/99		F		22-0082-0		Ate	Th 17,5	83 kW
	3/96-8/99		F		22-0083-0		Ate	Th 19,0	96 kW
	-98		R		22-0064-0		Gir	Th 14,5	
	98-		R		22-0299-0		Gir	Th 14,5	
	96-99		F		23-0298			Ø 283,9 Th 22,0-20,2	Vent.
	96-99		R		23-0232			Ø 240,5 Th 10,9-9,2	
1.8 i.e. Eng.835C2.000/ C4.000/ 836A6.000/ 836C4.000 (66-76kW)	7/94-8/99		F		22-0030-1		Gir	Th 17,5	
	7/94-8/99		R		22-0064-0		Gir	Th 14,5	
	94-		F		23-0179			Ø 257,5 Th 12,0-10,2	
	94-		R		23-0232			Ø 240,5 Th 10,9-9,2	
1.9 TD Eng.160D1.000/ 835A4.000 (66kW)	-96		F		22-0030-1		Gir	Th 17,5	
	96-		F		22-0082-0		Ate	Th 17,5	
	-96		R		22-0064-0		Gir	Th 14,5	-ABS
	-98		R		22-0064-0		Gir	Th 14,5	+ABS
	98-		R		22-0299-0		Gir	Th 14,5	+ABS
	94-		F		23-0179			Ø 257,5 Th 12,0-10,2	Vett -3279171
	94-		F		23-0231			Ø 257,0 Th 20,0-18,2	Vett 3279171-, Vent.
	94-		R		23-0232			Ø 240,5 Th 10,9-9,2	+ABS
	94-		R		23-0232			Ø 240,5 Th 10,9-9,2	+/-ABS
	10/94-8/99		R		53-0070	53-0070J	Ap	180,0x32	Hand Brake
94-99		R		18-0019			Ø 203,2	-ABS	
2.0 16v Eng.836A3.000 (102kW)	-95		F		22-0072-1		Gir	Th 19,0	
	95-		F		22-0083-0		Ate	Th 19,0	
	-98		R		22-0064-0		Gir	Th 14,5	
	98-		R		22-0299-0		Gir	Th 14,5	





































		Spare Parts	F/R	L/R	METELLI ref.	METELLI ref. w/KIT		DIMENSIONS mm.	NOTE
2.0 16v Eng.836A3.000 (102kW)	93-		F		23-0298			Ø 283,9 Th 22,0-20,2	Vent.
			R		23-0232			Ø 240,5 Th 10,9-9,2	
2.0 16v T. Eng.175A4.000/ 836A2.000 (137-142kW)	-95		F		22-0072-1		Gir	Th 19,0	
			F		22-0083-0		Ate	Th 19,0	
			R		22-0064-0		Gir	Th 14,5	
			R		22-0299-0		Gir	Th 14,5	
	93-99		F		23-0369			Ø 284,0 Th 22,0-20,2	Vent.
	93-99		R		23-0232			Ø 240,5 Th 10,9-9,2	
<b>Delta III 7/08-</b>									
1.4 T-Jet Eng.19854H.000 (110kW)	08-		F		22-0577-0		Bosch	Th 19,0	
			R		22-0323-0		Bosch	Th 16,5	
	08-		F		23-0571			Ø 281,0 Th 26,0-24,2	Vent.
			R		23-0193			Ø 251,0 Th 10,0-9,0	
1.4 T-Jet Eng.198A4.000 (88kW)	08-		F		22-0322-0		Bosch	Th 19,0	
			R		22-0323-0		Bosch	Th 16,5	
	08-		F		23-0369			Ø 284,0 Th 22,0-20,2	Vent.
			R		23-0193			Ø 251,0 Th 10,0-9,0	
1.6 MJT Eng.350A2.000 (88kW)	08-		F		22-0322-0		Bosch	Th 19,0	
			R		22-0323-0		Bosch	Th 16,5	
	08-		F		23-0369			Ø 284,0 Th 22,0-20,2	Vent.
			R		23-0193			Ø 251,0 Th 10,0-9,0	
1.9 MJT Eng.844A1.000 (140kW)	08-		F		22-0824-0		Ate	Th 20,0	
			R		22-0323-0		Bosch	Th 16,5	
	08-		F		23-0915			Ø 305,0 Th 28,0-26,0	Vent.
			R		23-0193			Ø 251,0 Th 10,0-9,0	
2.0 MJT Eng.198A5.000 (121kW)	08-		F		22-0824-0		Ate	Th 20,0	
			R		22-0323-0		Bosch	Th 16,5	
	08-		F		23-0915			Ø 305,0 Th 28,0-26,0	Vent.
			R		23-0193			Ø 251,0 Th 10,0-9,0	
<b>Kappa (838A,B), SW 8/94-10/01</b>									
2.0 16v T., Coupe Eng.838A4.000 (151kW)	2/95-10/01		F		22-0072-1		Gir	Th 19,0	
			R		22-0113-0		Gir	Th 16,5	
	95-		F		23-0409C			Ø 281,0 Th 26,0-24,2	Vent., (Coated)
			R		23-0410C			Ø 276,0 Th 10,0-9,0	(Coated)
2.0 20v Eng.838A1.000 (107kW)	-98		F		22-0072-1		Gir	Th 19,0	
			F		22-0083-1		Ate	Th 19,0	
	10/94-10/01		R		22-0113-0		Gir	Th 16,5	
			F		23-0408			Ø 281,0 Th 22,0-20,2	Vent.
	95-		R		23-0410C			Ø 276,0 Th 10,0-9,0	(Coated)
2.0 20v T., Coupe Eng.175A3.000 (162kW)	6/98-10/01		F		22-0288-0		Bre	Th 16,0	
			R		22-0113-0		Gir	Th 16,5	
	98-		F		23-0506C			Ø 310,0 Th 28,0-26,0	Vent., (Coated)
			R		23-0410C			Ø 276,0 Th 10,0-9,0	(Coated)
2.0 20v, Coupe Eng.838A6.000 (114kW)	-98		F		22-0072-1		Gir	Th 19,0	
			F		22-0083-1		Ate	Th 19,0	
	7/96-10/01		R		22-0113-0		Gir	Th 16,5	
			F		23-0409C			Ø 281,0 Th 26,0-24,2	Vett 2091154-, Vent., (Coated)
	96-		F		23-0408			Ø 281,0 Th 22,0-20,2	Vett -2091154, Vent.
			R		23-0410C			Ø 276,0 Th 10,0-9,0	(Coated)
2.4 20v, Coupe Eng.838A2.000/ 838A2.027 (129kW)	-98		F		22-0072-1		Gir	Th 19,0	
			F		22-0083-1		Ate	Th 19,0	
	8/94-10/01		R		22-0113-0		Gir	Th 16,5	
			F		23-0409C			Ø 281,0 Th 26,0-24,2	Vent., (Coated)
	94-		R		23-0410C			Ø 276,0 Th 10,0-9,0	(Coated)
2.4 JTD Eng.838A8.000 (100kW)	6/98-10/01		F		22-0083-1		Ate	Th 19,0	
			R		22-0113-0		Gir	Th 16,5	
	98-01		F		23-0409C			Ø 281,0 Th 26,0-24,2	Vent., (Coated)
			R		23-0410C			Ø 276,0 Th 10,0-9,0	(Coated)
2.4 TDS Eng.838A3.000/ 838A7.000 (91kW)	8/94-10/01		F		22-0072-1		Gir	Th 19,0	
			R		22-0113-0		Gir	Th 16,5	
	94-		F		23-0409C			Ø 281,0 Th 26,0-24,2	Vent., (Coated)
			R		23-0410C			Ø 276,0 Th 10,0-9,0	(Coated)
3.0 24v, Coupe Eng.838B.000 (150kW)	-98		F		22-0072-1		Gir	Th 19,0	
			F		22-0288-0		Bre	Th 16,0	
	8/94-10/01		R		22-0113-0		Gir	Th 16,5	
			F		23-0409C			Ø 281,0 Th 26,0-24,2	Vent., (Coated)
94-		R		23-0410C			Ø 276,0 Th 10,0-9,0	(Coated)	




































































				Spare Parts	F/R	L/R	METELLI ref.	METELLI ref. w/KIT		DIMENSIONS mm.	NOTE
<b>Lybra (839AX,BX), SW 7/99-</b>											
1.6 16v Eng.182A4.000/ 182B6.000 (76kW)	-00		F				22-0220-0		Ate	Th 19,0	
	00-		F				22-0220-1		Ate	Th 19,0	
	7/99-		R				22-0324-1		Gir	Th 16,0	
	99-		F				23-0539			Ø 281,0 Th 15,0-13,2	
	99-		R				23-0193			Ø 251,0 Th 10,0-9,0	
1.8 16v Eng.839A4.000/ 839A7.000/ 839A9.000 (96kW)	-00		F				22-0083-0		Ate	Th 19,0	
	00-		F				22-0083-2		Ate	Th 19,0	
	7/99-		R				22-0324-1		Gir	Th 16,0	
	99-		F				23-0369			Ø 284,0 Th 22,0-20,2	Vent.
	99-		R				23-0193			Ø 251,0 Th 10,0-9,0	
1.9 JTD Eng.AR32302 (77kW)	-00		F				22-0083-0		Ate	Th 19,0	
	00-		F				22-0083-2		Ate	Th 19,0	
	7/99-9/00		R				22-0324-1		Gir	Th 16,0	
	99-		F				23-0369			Ø 284,0 Th 22,0-20,2	Vent.
	99-		R				23-0193			Ø 251,0 Th 10,0-9,0	
1.9 JTD Eng.AR37101/ 937A2.000 (81-85kW)	-00		F				22-0083-0		Ate	Th 19,0	
	00-		F				22-0083-2		Ate	Th 19,0	
	9/00-5/01		R				22-0324-1		Gir	Th 16,0	
	00-		F				23-0369			Ø 284,0 Th 22,0-20,2	Vent.
	00-		R				23-0193			Ø 251,0 Th 10,0-9,0	
2.0 20v Eng.182B7.000 (113kW)	-00		F				22-0083-0		Ate	Th 19,0	
	00-		F				22-0083-2		Ate	Th 19,0	
	7/99-9/00		R				22-0324-1		Gir	Th 16,0	
	99-		F				23-0369			Ø 284,0 Th 22,0-20,2	Vent.
	99-		R				23-0193			Ø 251,0 Th 10,0-9,0	
2.0 20v Eng.185A8.000 (110kW)	-00		F				22-0083-0		Ate	Th 19,0	
	00-		F				22-0083-2		Ate	Th 19,0	
	9/00-		R				22-0324-1		Gir	Th 16,0	
	00-		F				23-0369			Ø 284,0 Th 22,0-20,2	Vent.
	00-		R				23-0193			Ø 251,0 Th 10,0-9,0	
2.4 20v Blindata Eng.192A2.000 (125kW)	99-		R				23-0368			Ø 251,5 Th 10,0-9,0	
2.4 JTD Eng.839A5.000/AR32501 (99kW)	-00		F				22-0083-0		Ate	Th 19,0	
	00-		F				22-0083-2		Ate	Th 19,0	
	7/99-9/00		R				22-0324-1		Gir	Th 16,0	
	99-		F				23-0369			Ø 284,0 Th 22,0-20,2	Vent.
	99-		R				23-0193			Ø 251,0 Th 10,0-9,0	
2.4 JTD Eng.839A6.000/ 841C.000 (103-110kW)	-00		F				22-0083-0		Ate	Th 19,0	
	00-		F				22-0083-2		Ate	Th 19,0	
	9/00-		R				22-0324-1		Gir	Th 16,0	
	00-		F				23-0369			Ø 284,0 Th 22,0-20,2	Vent.
	00-		R				23-0193			Ø 251,0 Th 10,0-9,0	
<b>Musa (184) 10/04-</b>											
1.3 MJT Eng.188A9.000 (51kW)	10/04-		F				22-0321-1		Bosch	Th 18,0	
	10/04-		F				23-0407			Ø 257,0 Th 22,0-20,2	Vent.
	10/04-		R				53-0084		Ap	203,2x39	Hand Brake
	10/04-6/05		R				51-0220		Ap	Ø 22,00 203,2x39	AP
1.3 MJT 16v Eng.199A3.000 (66kW)	7/08-		F				22-0321-1		Bosch	Th 18,0	
	7/08-		F				23-0369			Ø 284,0 Th 22,0-20,2	Vent.
	7/08-		R				18-0022			Ø 228,3	
1.4 Eng.350A1.000 (57kW)	9/05-		F				22-0321-1		Bosch	Th 18,0	
	05-		F				23-0407			Ø 257,0 Th 22,0-20,2	Vent.
	9/05-		R				53-0084		Ap	203,2x39	Hand Brake
1.4 16v Eng.843A1.000 (70kW)	10/04-		F				22-0321-1		Bosch	Th 18,0	
	10/04-		F				23-0407			Ø 257,0 Th 22,0-20,2	Vent.
	10/04-		R				53-0084		Ap	203,2x39	Hand Brake
	10/04-06/05		R				51-0220		Ap	Ø 22,00 203,2x39	AP
1.4 16v AUSTRIA Eng.192B2.000 (66kW)	10/04-		F				23-0407			Ø 257,0 Th 22,0-20,2	Vent.
	10/04-6/05		R				51-0220		Ap	Ø 22,00 203,2x39	AP
1.6 MJT Eng.350A2.000 (88kW)	08-		F				22-0322-1		Bosch	Th 19,0	
	08-		R				22-0324-0		Gir	Th 14,0	
	08-		F				23-0369			Ø 284,0 Th 22,0-20,2	Vent.
	08-		R				23-0232			Ø 240,5 Th 10,9-9,2	
1.9 Multijet Eng.188B2.000 (74kW)	10/04-		F				22-0322-1		Bosch	Th 19,0	
	10/04-		F				23-0369			Ø 284,0 Th 22,0-20,2	Vent.
	10/04-		R				53-0088		Ap	228,6x43	



















































		Spare Parts	F/R	L/R	METELLI ref.	METELLI ref. w/KIT		DIMENSIONS mm.	NOTE
<b>Phedra (179) 9/02-</b>									
2.0 16v Eng.RFN(EW10J4) (100kW)	9/02-		F		<b>22-0530-0</b>		Gir	Th 19,0	
	9/02-		R		<b>22-0100-1</b>		Gir	Th 17,0	
	02-		F		<b>23-0615</b>			Ø 285,0 Th 28,0-26,0	Vent.
	02-		R		<b>23-0554</b>			Ø 272,0 Th 12,0-11,0	
2.0 JTD Eng.RHM(DW10ATED4-FAP) (79kW)	7/03-		F		<b>22-0530-0</b>		Gir	Th 19,0	
	7/03-		R		<b>22-0100-1</b>		Gir	Th 17,0	
	03-		F		<b>23-0615</b>			Ø 285,0 Th 28,0-26,0	Vent.
	03-		R		<b>23-0554</b>			Ø 272,0 Th 12,0-11,0	
2.0 JTD Eng.RHW(DW10ATED4) (80kW)	9/02-		F		<b>22-0530-0</b>		Gir	Th 19,0	
	9/02-		R		<b>22-0100-1</b>		Gir	Th 17,0	
	02-		F		<b>23-0615</b>			Ø 285,0 Th 28,0-26,0	Vent.
	02-		R		<b>23-0554</b>			Ø 272,0 Th 12,0-11,0	
2.0 MJT Eng.RHR(DW10BTED4) (100kW)	1/08-		F		<b>22-0530-0</b>		Gir	Th 19,0	
	1/08-		R		<b>22-0100-1</b>		Gir	Th 17,0	
	08-		F		<b>23-0615</b>			Ø 285,0 Th 28,0-26,0	Vent.
	08-		R		<b>23-0554</b>			Ø 272,0 Th 12,0-11,0	
2.0 MJT 16v Eng.RHK (88kW)	6/06-		F		<b>22-0530-0</b>		Gir	Th 19,0	
	6/06-		R		<b>22-0100-1</b>		Gir	Th 17,0	
	06-		F		<b>23-0615</b>			Ø 285,0 Th 28,0-26,0	Vent.
	06-		R		<b>23-0554</b>			Ø 272,0 Th 12,0-11,0	
2.2 JTD Eng.4HW(DW12ATED4) (94kW)	9/02-		F		<b>22-0530-0</b>		Gir	Th 19,0	
	9/02-		R		<b>22-0100-1</b>		Gir	Th 17,0	
	02-		F		<b>23-0615</b>			Ø 285,0 Th 28,0-26,0	Vent.
	02-		R		<b>23-0554</b>			Ø 272,0 Th 12,0-11,0	
2.2 MJT Eng.DW12BTED4 (125kW)	08-		R		<b>22-0100-1</b>		Gir	Th 17,0	
	08-		R		<b>23-0554</b>			Ø 272,0 Th 12,0-11,0	
3.0 V6 Eng.ES9J4S (150kW)	9/02-		F		<b>22-0288-3</b>		Bre	Th 15,5	
	9/02-		R		<b>22-0100-1</b>		Gir	Th 17,0	
	02-		R		<b>23-0554</b>			Ø 272,0 Th 12,0-11,0	
<b>Prisma (831AB0) 12/82-2/92</b>									
1.3 Eng.831A1.000/ A2.000/ AB.000 (58kW)	1/83-2/92		F		<b>22-0026-0</b>		Gir	Th 16,0	
	1/83-2/92		F		<b>22-0026-1</b>		Gir	Th 16,0	
	1/83-2/92		F		<b>22-0026-2</b>		Gir	Th 16,0	
	83-86		F		<b>23-0014</b>			Ø 227,0 Th 11,0-9,0	
	1/83-2/92		R		<b>53-0063</b>	Fiat	185,0x31	Fitted Adjuster, Hand Brake	
	1/83-86		R		<b>18-0003</b>			Ø 185,0	
1.5 Eng.831B1.000/ A1.000/ 138A2/ A3 (59-62-63kW)	8/86-2/92		F		<b>22-0026-0</b>		Gir	Th 16,0	
	8/86-2/92		F		<b>22-0026-1</b>		Gir	Th 16,0	
	8/86-2/92		F		<b>22-0026-2</b>		Gir	Th 16,0	
	86-		F		<b>23-0014</b>			Ø 227,0 Th 11,0-9,0	
	8/86-2/92		R		<b>53-0063</b>	Fiat	185,0x31	Fitted Adjuster, Hand Brake	
8/86-2/92	F			<b>22-0026-0</b>		Gir	Th 16,0		
1.5 Eng.831B1.048/ 138C2.048 (55kW)	9/85-2/92		F		<b>22-0026-1</b>		Gir	Th 16,0	
	9/85-2/92		F		<b>22-0026-2</b>		Gir	Th 16,0	
	9/85-2/92		F		<b>22-0026-2</b>		Gir	Th 16,0	
	85-		F		<b>23-0014</b>			Ø 227,0 Th 11,0-9,0	
	9/85-2/92		R		<b>53-0063</b>	Fiat	185,0x31	Fitted Adjuster, Hand Brake	
8/86-2/92	F			<b>22-0030-1</b>		Gir	Th 17,5		
1.6 Eng.831B6.000 (73kW)	8/86-2/92		F		<b>22-0030-2</b>		Gir	Th 17,5	
	8/86-2/92		R		<b>22-0063-0</b>	Bdx	Th 12,0		
	86-		F		<b>23-0083</b>			Ø 257,0 Th 12,0-10,8	
	86-		R		<b>23-0014</b>			Ø 227,0 Th 11,0-9,0	
	82-86		F		<b>23-0083</b>			Ø 257,0 Th 12,0-10,8	
82-86	R			<b>23-0014</b>			Ø 227,0 Th 11,0-9,0		
82-86		R		<b>18-0003</b>			Ø 185,0		
1.9 D Eng.831D.000 (48kW)		1/83-2/92		F		<b>22-0026-1</b>		Gir	Th 16,0
1/83-2/92	F			<b>22-0026-2</b>		Gir	Th 16,0		
83-	F			<b>23-0014</b>			Ø 227,0 Th 11,0-9,0		
1/83-2/92		R			<b>53-0063</b>	Fiat	185,0x31	Fitted Adjuster, Hand Brake	
1/83-		R		<b>18-0003</b>			Ø 185,0		
1.9 TD Eng.831D1.000 (59kW)	5/85-12/89		F		<b>22-0030-1</b>		Gir	Th 17,5	
	5/85-12/89		F		<b>22-0030-2</b>		Gir	Th 17,5	
	85-		F		<b>23-0083</b>			Ø 257,0 Th 12,0-10,8	
	85-		R		<b>23-0014</b>			Ø 227,0 Th 11,0-9,0	
	5/85-12/89		R		<b>53-0063</b>	Fiat	185,0x31	Fitted Adjuster, Hand Brake	

		Spare Parts	F/R	L/R	METELLI ref.	METELLI ref. w/KIT		DIMENSIONS mm.	NOTE
2.0 i.e. 4WD Eng.831B4.000 (85kW)	4/86-12/89	F	F		22-0030-1		Gir	Th 17,5	
	4/86-12/89				22-0030-2		Gir	Th 17,5	
	4/86-12/89	R			22-0063-0		Bdx	Th 12,0	
	86-	F			23-0014			Ø 227,0 Th 11,0-9,0	
<b>Thema (834) 11/84-4/97</b>									
2.0 16v T., SW Eng.834C.146 (110kW)	-91	F	F		22-0074-0		Gir	Th 19,5	
	91-				22-0072-1		Gir	Th 19,0	
	7/86-3/92	R			22-0048-0		Gir	Th 16,5	
	86-	F			23-0184			Ø 257,0 Th 20,0-18,2	Vent.
	86-	R			23-0193			Ø 251,0 Th 10,0-9,0	
2.0 16v T., SW Eng.834C1.000 (133kW)	12/88-6/90	F	F		22-0074-0		Gir	Th 19,5	
	12/88-6/90				22-0048-0		Gir	Th 16,5	
	88-	F			23-0369			Ø 284,0 Th 22,0-20,2	Vent.
	88-	R			23-0232			Ø 240,5 Th 10,9-9,2	
2.0 16v T., SW Eng.834C1.246 (130kW)	-91	F	F		22-0074-0		Gir	Th 19,5	
	91-				22-0072-1		Gir	Th 19,0	
	4/89-5/92	R			22-0048-0		Gir	Th 16,5	
	89-	F			23-0369			Ø 284,0 Th 22,0-20,2	Vent.
	89-	R			23-0232			Ø 240,5 Th 10,9-9,2	
2.0 16v T., SW Eng.834F1.000/834F2.000 (148-133-147-112-104kW)	10/92-7/94	F	F		22-0072-1		Gir	Th 19,0	
	10/92-7/94				22-0048-0		Gir	Th 16,5	
	92-	F			23-0369			Ø 284,0 Th 22,0-20,2	Vent.
	92-	R			23-0232			Ø 240,5 Th 10,9-9,2	
2.0 i.e Eng.834B.000/ 834B1.000 (83-86-88kW)	9/88-5/92	F	F		22-0053-0		Gir	Th 17,5	
	9/88-5/92				22-0048-0		Gir	Th 16,5	
	88-	F			23-0192			Ø 257,0 Th 14,0-12,8	
	88-	R			23-0193			Ø 251,0 Th 10,0-9,0	
2.0 i.e. Eng.834B.048 (83kW)	3/86-9/88	F	F		22-0053-0		Gir	Th 17,5	
	3/86-9/88				22-0048-0		Gir	Th 16,5	
	86-	F			23-0128			Ø 257,0 Th 12,2-10,8	
	86-	R			23-0193			Ø 251,0 Th 10,0-9,0	
2.0 i.e. Eng.834B.146 (85kW)	9/87-4/94	F	F		22-0053-0		Gir	Th 17,5	
	9/87-4/94				22-0048-0		Gir	Th 16,5	
	87-	F			23-0128			Ø 257,0 Th 12,2-10,8	
	87-	F			23-0192			Ø 257,0 Th 14,0-12,8	
	87-	R			23-0193			Ø 251,0 Th 10,0-9,0	
2.0 i.e. 16v, SW Eng.834B2.000 (108kW)	-91	F	F		22-0074-0		Gir	Th 19,5	
	91-				22-0072-1		Gir	Th 19,0	
	5/88-8/92	R			22-0048-0		Gir	Th 16,5	
	88-	F			23-0240			Ø 257,1 Th 22,0-20,2	Vent.
	88-	R			23-0193			Ø 251,0 Th 10,0-9,0	
2.0 i.e. 16v, SW Eng.834B2.246 (104kW)	-91	F	F		22-0074-0		Gir	Th 19,5	
	91-				22-0072-1		Gir	Th 19,0	
	2/89-5/92	R			22-0048-0		Gir	Th 16,5	
	89-	F			23-0240			Ø 257,1 Th 22,0-20,2	Vent.
	89-	R			23-0193			Ø 251,0 Th 10,0-9,0	
2.0 i.e. T. Eng.834C.000/ M601.AT200 (122-133kW)	-88	F	F		22-0053-0		Gir	Th 17,5	
	88-				22-0074-0		Gir	Th 19,5	
	11/84-12/94	R			22-0048-0		Gir	Th 16,5	
	84-	F			23-0184			Ø 257,0 Th 20,0-18,2	Vent.
	84-	R			23-0193			Ø 251,0 Th 10,0-9,0	
2.5 TDS, SW Eng.8144.91 (74kW)	11/84-9/90	F	F		22-0053-0		Gir	Th 17,5	
	11/84-9/90				22-0048-0		Gir	Th 16,5	
	84-	F			23-0184			Ø 257,0 Th 20,0-18,2	Vent.
	84-	R			23-0193			Ø 251,0 Th 10,0-9,0	
2.5 TDS, SW Eng.8144.97S (77kW)	-91	F	F		22-0074-0		Gir	Th 19,5	
	91-				22-0072-1		Gir	Th 19,0	
	5/88-7/92	R			22-0048-0		Gir	Th 16,5	
	88-	F			23-0240			Ø 257,1 Th 22,0-20,2	Vent.
	88-	R			23-0193			Ø 251,0 Th 10,0-9,0	
2.5 TDS, SW Eng.8144.97Y (85kW)	-91	F	F		22-0074-0		Gir	Th 19,5	
	91-				22-0072-1		Gir	Th 19,0	
	6/88-4/97	R			22-0048-0		Gir	Th 16,5	
	88-	F			23-0240			Ø 257,1 Th 22,0-20,2	Vent.
	88-	R			23-0193			Ø 251,0 Th 10,0-9,0	
2.8 V6 i.e. Eng.834E.000 (110kW)	-88	F	F		22-0053-0		Gir	Th 17,5	
	88-				22-0074-0		Gir	Th 19,5	






































































		Spare Parts	F/R	L/R	METELLI ref.	METELLI ref. w/KIT		DIMENSIONS mm.	NOTE	
2.8 V6 i.e. Eng.834E.000 (110kW)	11/84-9/88		F	R	22-0048-0		Gir	Th 16,5		
			F	F	23-0184			Ø 257,0 Th 20,0-18,2	Vent.	
			F	F	23-0240				Ø 257,1 Th 22,0-20,2	Vent.
			R	R	23-0193				Ø 251,0 Th 10,0-9,0	
2.8 V6 i.e. Eng.834E.146 (108kW)	-88 6/88-5/92		F	F	22-0053-0		Gir	Th 17,5		
			F	F	22-0074-0		Gir	Th 19,5		
			R	R	22-0048-0		Gir	Th 16,5		
			F	F	23-0184				Ø 257,0 Th 20,0-18,2	Vent.
			F	F	23-0240				Ø 257,1 Th 22,0-20,2	Vent.
			R	R	23-0193				Ø 251,0 Th 10,0-9,0	
3.0 8.32 Eng.F105L.046 (151-158kW)	-88 10/87-5/92		F	F	22-0072-4		Gir	Th 19,0		
			F	F	22-0072-1		Gir	Th 19,0		
			R	R	22-0048-0		Gir	Th 16,5		
			F	F	23-0183				Ø 284,0 Th 22,0-20,2	Vent.
			R	R	23-0368				Ø 251,5 Th 10,0-9,0	
3.0 V6, SW Eng.834F.000 (126kW)	8/92-7/94 8/92-7/94		F	F	22-0072-1		Gir	Th 19,0		
			R	R	22-0048-0		Gir	Th 16,5		
			F	F	23-0369				Ø 284,0 Th 22,0-20,2	Vent.
			R	R	23-0232				Ø 240,5 Th 10,9-9,2	
<b>Thesis (841AX) 7/02-</b>										
2.0 T. Eng.841E.000 (136kW)	7/02- 7/02-		F	F	22-0529-0		Gir	Th 19,0		
			R	R	22-0704-0		Gir	Th 17,5		
2.4 Eng.841D.000 (125kW)	7/02- 7/02-		F	F	22-0529-0		Gir	Th 19,0		
			R	R	22-0704-0		Gir	Th 17,5		
2.4 JTD Eng.841C.000 (110kW)	7/02- 7/02-		F	F	22-0529-0		Gir	Th 19,0		
			R	R	22-0704-0		Gir	Th 17,5		
2.4 JTD, CF4 Eng.841H.000/ 841G.000 (129kW)	5/03- 5/03-		F	F	22-0529-0		Gir	Th 19,0		
			R	R	22-0704-0		Gir	Th 17,5		
2.4 MJT Eng.936B.000 (136kW)	4/06- 4/06-		F	F	22-0529-0		Gir	Th 19,0		
			R	R	22-0704-0		Gir	Th 17,5		
3.0 V6 Eng.841A.000 (158kW)	7/02- 7/02-		F	F	22-0529-0		Gir	Th 19,0		
			R	R	22-0704-0		Gir	Th 17,5		
3.2 V6 Eng.841L.000 (169kW)	5/03- 5/03-		F	F	22-0529-0		Gir	Th 19,0		
			R	R	22-0704-0		Gir	Th 17,5		
<b>Trevi (828DB) 5/80-1/87</b>										
1.6 Eng.828B.000 (74kW)	80- 80-		F	F	23-0063			Ø 251,0 Th 12,7-11,5		
			R	R	23-0064			Ø 251,0 Th 10,0-9,0		
2.0 i.e. Eng.828B4.000 (90kW)	80- 80-		F	F	23-0063			Ø 251,0 Th 12,7-11,5		
			R	R	23-0064			Ø 251,0 Th 10,0-9,0		
2.0 Volumex Eng.828B7.000 (99kW)	80-85 80-85		F	F	23-0063			Ø 251,0 Th 12,7-11,5		
			R	R	23-0064			Ø 251,0 Th 10,0-9,0		
<b>Y (840A) 11/95-10/03</b>										
1.1 Eng.176B2.000 (40kW)	11/95-10/03 11/95-10/03		F	F	22-0159-0		Bdx	Th 17,0		
			F	F	22-0159-1		Bdx	Th 17,0		
			F	F	23-0232				Ø 240,5 Th 10,9-9,2	
			R	R	18-0011				Ø 180,0	
			R	R	51-0052		Ap	Ø 20,64 180,0x30	RAD	
			R	R	51-0023		Bdx	Ø 20,64 180,0x30	RAI, +ABS	
1.2 Eng.840A3.000/ A4.000 (44kW)	3/96-10/03 3/96-10/03		F	F	22-0159-0		Bdx	Th 17,0		
			F	F	22-0159-1		Bdx	Th 17,0		
			F	F	23-0232				Ø 240,5 Th 10,9-9,2	
			F	F	23-0179				Ø 257,5 Th 12,0-10,2	+ABS
			R	R	53-0070	53-0070J	Ap	180,0x32	Hand Brake	
			R	R	53-0066	53-0066J	Bdx	180,0x32	Hand Brake	
			R	R	18-0011				Ø 180,0	
			R	R	51-0052		Ap	Ø 20,64 180,0x30	RAD	
			R	R	51-0023		Bdx	Ø 20,64 180,0x30	RAI, +ABS	
1.2 16v Eng.176B9.000 (63kW)	-98 98- 97-00 4/97-9/00 4/97-9/00		F	F	22-0030-1		Gir	Th 17,5		
			F	F	22-0079-1		Ate	Th 17,5		
			F	F	23-0179				Ø 257,5 Th 12,0-10,2	
			R	R	53-0070	53-0070J	Ap	180,0x32	Hand Brake	
			R	R	53-0066	53-0066J	Bdx	180,0x32	Hand Brake	
			R	R	18-0011				Ø 180,0	
			R	R	51-0052		Ap	Ø 20,64 180,0x30	RAD, -ABS	
			R	R	51-0023		Bdx	Ø 20,64 180,0x30	RAI, +ABS	
1.2 16v Eng.188A5.000 (59kW)	00- 00-		F	F	22-0079-1		Ate	Th 17,5		
			F	F	23-0179			Ø 257,5 Th 12,0-10,2		



		Spare Parts	F/R	L/R	METELLI ref.	METELLI ref. w/KIT		DIMENSIONS mm.	NOTE	
1.2 16v Eng.188A5.000 (59kW)	10/00-10/03		R		53-0070	53-0070J	Ap	180,0x32	Hand Brake	
	10/00-10/03		R		53-0066	53-0066J	Bdx	180,0x32	Hand Brake	
	00-		R		18-0011			Ø 180,0		
	00-		R		51-0052		Ap	Ø 20,64 180,0x30	RAD	
	00-		R		51-0023		Bdx	Ø 20,64 180,0x30	RAI, +ABS	
1.4 12v Eng.840A2.000 (59kW)	10/96-10/03		F		22-0030-1		Gir	Th 17,5		
	96-03		F		23-0179			Ø 257,5 Th 12,0-10,2		
	10/96-10/03		R		53-0070	53-0070J	Ap	180,0x32	Hand Brake	
	10/96-10/03		R		53-0066	53-0066J	Bdx	180,0x32	Hand Brake	
	96-03		R		18-0011			Ø 180,0		
	96-		R		51-0052		Ap	Ø 20,64 180,0x30	RAD, -ABS	
1.4 12v Eng.840A4.000 (55kW)	3/96-10/03		F		22-0030-1		Gir	Th 17,5		
	96-		F		23-0179			Ø 257,5 Th 12,0-10,2		
	3/96-10/03		R		53-0070	53-0070J	Ap	180,0x32	Hand Brake	
	3/96-10/03		R		53-0066	53-0066J	Bdx	180,0x32	Hand Brake	
	96-		R		18-0011			Ø 180,0		
1.4 12v Eng.840A4.000 (55kW)	96-		R		51-0052		Ap	Ø 20,64 180,0x30	RAD, -ABS	
	96-		R		51-0023		Bdx	Ø 20,64 180,0x30	RAI, +ABS	
	<b>Y10 (156) 3/85-12/95</b>	3/85-7/89		F		22-0033-1		Bdx	Th 18,0	
		85-		F		23-0014			Ø 227,0 Th 11,0-9,0	
		85-		R		18-0003			Ø 185,0	
1.0 Fire Eng.156A2.000 (33kW)		3/85-6/89		F		22-0033-1		Bdx	Th 18,0	
85-			F		23-0014			Ø 227,0 Th 11,0-9,0		
1.0 Fire Eng.156A2.100 (32kW)	6/85-6/91		F		22-0033-1		Bdx	Th 18,0		
	85-		F		23-0014			Ø 227,0 Th 11,0-9,0		
	85-		R		18-0003			Ø 185,0		
1.0 Fire, 4WD Eng.146A2.166 (37kW)	3/85-12/95		F		22-0033-1		Bdx	Th 18,0		
	85-		F		23-0014			Ø 227,0 Th 11,0-9,0		
	85-		R		18-0003			Ø 185,0		
1.0 Fire, 4WD Eng.156A2.246 (33kW)	12/87-12/95		F		22-0033-1		Bdx	Th 18,0		
	87-		F		23-0014			Ø 227,0 Th 11,0-9,0		
	87-		R		18-0003			Ø 185,0		
1.0 T. Eng.156A1.000 (62kW)	3/85-2/89		F		22-0030-1		Gir	Th 17,5		
	85-		F		23-0156			Ø 240,0 Th 12,0-10,8		
	85-		R		18-0003			Ø 185,0		
1.1 Avenue, 4WD Eng.176B2.000 (40kW)	1/95-12/95		F		22-0033-1		Bdx	Th 18,0		
	95-		F		23-0156			Ø 240,0 Th 12,0-10,8		
	95-		R		18-0003			Ø 185,0		
1.1 i.e, 4WD Eng.156C.000 (42kW)	8/89-6/92		F		22-0033-1		Bdx	Th 18,0		
	89-92		F		23-0014			Ø 227,0 Th 11,0-9,0		
	89-92		R		18-0003			Ø 185,0		
1.1 i.e. Fire, 4WD Eng.156C.046 (37kW)	7/89-12/95		F		22-0033-1		Bdx	Th 18,0		
	89-		F		23-0014			Ø 227,0 Th 11,0-9,0		
	89-		R		18-0003			Ø 185,0		
1.3 i.e. Fire Eng.146A5.046 (53kW)	1/89-12/95		F		22-0030-1		Gir	Th 17,5		
	87-		F		23-0156			Ø 240,0 Th 12,0-10,8		
	87-		R		18-0003			Ø 185,0		
1.3 i.e. Fire Eng.156B.000 (53kW)	11/87-12/95		F		22-0030-1		Gir	Th 17,5		
	87-		F		23-0156			Ø 240,0 Th 12,0-10,8		
	87-		R		18-0003			Ø 185,0		
<b>Ypsilon (101) 10/03-</b>										
1.2 16v Eng.188A5.000 (59kW)	-07		F		22-0528-0		Gir	Th 16,5		
	07-		F		22-0528-1		Gir	Th 16,5		
	03-		F		23-0407			Ø 257,0 Th 22,0-20,2	Vent.	
	10/03-		R		53-0085		Bosch	203,2x39	Hand Brake	
	03-		R		51-0189		Bosch	Ø 20,64 203,2x39	RAI	
1.2 8v Eng.188A4.000 (44kW)	-07		F		22-0528-0		Gir	Th 16,5		
	07-		F		22-0528-1		Gir	Th 16,5		
	03-		F		23-0179			Ø 257,5 Th 12,0-10,2		
	10/03-		R		53-0085		Bosch	203,2x39	Hand Brake	
	03-		R		51-0188		Bosch	Ø 19,05 203,2x39	RAI, +ABS	
1.3 MJT Eng.188A9.000 (51kW)	-07		F		22-0528-0		Gir	Th 16,5		
	07-		F		22-0528-1		Gir	Th 16,5		
	03-		F		23-0407			Ø 257,0 Th 22,0-20,2	Vent.	
	10/03-		R		53-0085		Bosch	203,2x39	Hand Brake	

















































		Spare Parts	F/R	L/R	METELLI ref.	METELLI ref. w/KIT		DIMENSIONS mm.	NOTE
1.3 MJT Eng.188A9.000 (51kW)	03-		R		51-0189		Bosch	Ø 20,64 203,2x39	RAI, +ABS
1.3 MJT Eng.199A2.000 (55kW)	-07		F		22-0528-0		Gir	Th 16,5	
	07-		F		22-0528-1		Gir	Th 16,5	
	06-		F		23-0407			Ø 257,0 Th 22,0-20,2	Vent.
	9/06-		R		53-0085		Bosch	203,2x39	Hand Brake
	03-		R		51-0189		Bosch	Ø 20,64 203,2x39	RAI, +ABS
1.3 MJT Eng.843.A2000 (77kW)	08-		F		23-0407			Ø 257,0 Th 22,0-20,2	Vent.
	08-		R		23-0232			Ø 240,5 Th 10,9-9,2	
	1/08-		R		53-0085		Bosch	203,2x39	Hand Brake
	03-		R		51-0189		Bosch	Ø 20,64 203,2x39	RAI, +ABS
1.3 MJT 16v Eng.199A3.000 (66kW)	-07		F		22-0528-0		Gir	Th 16,5	
	07-		F		22-0528-1		Gir	Th 16,5	
	06-		F		23-0407			Ø 257,0 Th 22,0-20,2	Vent.
	9/06-		R		53-0085		Bosch	203,2x39	Hand Brake
	03-		R		51-0189		Bosch	Ø 20,64 203,2x39	RAI, +ABS
1.4 Eng.350A1.000 (57kW)	-07		F		22-0528-0		Gir	Th 16,5	
	07-		F		22-0528-1		Gir	Th 16,5	
	06-		F		23-0179			Ø 257,5 Th 12,0-10,2	
	9/06-		R		53-0085		Bosch	203,2x39	Hand Brake
1.4 16v Eng.843A1.000 (70kW)	-07		F		22-0528-0		Gir	Th 16,5	
	07-		F		22-0528-1		Gir	Th 16,5	
	03-		F		23-0407			Ø 257,0 Th 22,0-20,2	Vent.
	10/03-		R		53-0085		Bosch	203,2x39	Hand Brake
	03-		R		51-0189		Bosch	Ø 20,64 203,2x39	RAI, +ABS
<b>Zeta (220) 5/95-9/02</b>									
2.0 16v Eng.RFN(EW10J4) (100kW)	7/00-9/02		F		22-0072-3		Gir	Th 19,0	
	7/00-9/02		R		22-0178-0	22-0178-1K	Ate	Th 17,0	+ABS
	00-02		F		23-0338			Ø 281,0 Th 26,0-24,2	Vent.
	00-02		R		23-0337			Ø 295,0 Th 10,0-8,0	+ABS
	7/00-9/02		R		53-0074	53-0074Y	Bdx	256,0x61	Hand Brake
	00-02		R		18-0017			Ø 255,0	-ABS
2.0 16v Eng.RFV(XU10J4R) (97kW)	00-02		R		51-0066		Bdx	Ø 19,05 255,0x60	RAI, -ABS
	5/98-7/00		F		22-0072-3		Gir	Th 19,0	
	5/98-7/00		R		22-0178-0	22-0178-1K	Ate	Th 17,0	+ABS
	98-00		F		23-0338			Ø 281,0 Th 26,0-24,2	Vent.
	98-00		R		23-0337			Ø 295,0 Th 10,0-8,0	+ABS
	98-00		R			53-0331K		Ø 295,0 Th 10,0-8,0	+ABS
	5/98-7/00		R		53-0331		Ate	180,0x31	Hand Brake
	5/98-7/00		R		53-0074	53-0074Y	Bdx	256,0x61	Hand Brake
	98-00		R		18-0017			Ø 255,0	-ABS
2.0 JTD, 16v Eng.RHW/RHZ(DW10ATED/ 4) (80kW)	98-00		R		51-0066		Bdx	Ø 19,05 255,0x60	RAI, -ABS
	9/99-9/02		F		22-0072-3		Gir	Th 19,0	
	9/99-9/02		R		22-0178-0	22-0178-1K	Ate	Th 17,0	+ABS
	99-02		F		23-0338			Ø 281,0 Th 26,0-24,2	Vent.
	99-02		R		23-0337			Ø 295,0 Th 10,0-8,0	+ABS
	9/99-9/02		R		53-0074	53-0074Y	Bdx	256,0x61	Hand Brake
2.0 T. Eng.RGX (108kW)	99-02		R		18-0017			Ø 255,0	-ABS
	99-02		R		51-0066		Bdx	Ø 19,05 255,0x60	RAI, -ABS
	5/96-9/02		F		22-0072-3		Gir	Th 19,0	
	5/96-9/02		R		22-0178-0	22-0178-1K	Ate	Th 17,0	+ABS
	95-02		F		23-0338			Ø 281,0 Th 26,0-24,2	Vent.
	95-02		R		23-0337			Ø 295,0 Th 10,0-8,0	+ABS
	95-02		R			53-0331K		Ø 295,0 Th 10,0-8,0	+ABS
	5/96-9/02		R		53-0331		Ate	180,0x31	Hand Brake
	5/96-9/02		R		53-0074	53-0074Y	Bdx	256,0x61	Hand Brake
2.1 TD Eng.P8C (80kW)	95-02		R		18-0017			Ø 255,0	-ABS
	96-02		R		51-0066		Bdx	Ø 19,05 255,0x60	RAI, -ABS
	5/96-9/99		F		22-0072-3		Gir	Th 19,0	
	5/96-9/99		R		22-0178-0	22-0178-1K	Ate	Th 17,0	+ABS
	96-99		F		23-0338			Ø 281,0 Th 26,0-24,2	Vent.
	96-99		R		23-0337			Ø 295,0 Th 10,0-8,0	+ABS
	96-99		R			53-0331K		Ø 295,0 Th 10,0-8,0	+ABS
	5/96-9/99		R		53-0331		Ate	180,0x31	Hand Brake
	5/96-9/99		R		53-0074	53-0074Y	Bdx	256,0x61	Hand Brake

<b>109 9/63-12/86</b>							
2.3 Eng.11H (51kW)	9/63-12/86		R	53-0366		Luc	279,4x57 Hand Brake
	71-84		F/R	18-0088			Ø 279,4 Exc. Axle H
	63-71		R	18-0090			Ø 279,4
2.3 D Eng.10J (46kW)	9/63-12/86		R	53-0366		Luc	279,4x57 Hand Brake
	71-84		F/R	18-0088			Ø 279,4 Exc. Axle H
	63-71		R	18-0090			Ø 279,4
2.6 Eng.941 (63kW)	9/63-12/86		R	53-0366		Luc	279,4x57 Hand Brake
	71-9/71		F/R	18-0088			Ø 279,4 Exc. Axle H
	63-71		R	18-0090			Ø 279,4
2.6 D Eng.10J (45kW)	9/63-12/86		R	53-0366		Luc	279,4x57 Hand Brake
	71-84		F/R	18-0088			Ø 279,4 Exc. Axle H
	63-71		R	18-0090			Ø 279,4
3.5 Eng.10G (68kW)	1/80-12/83		R	53-0366		Luc	279,4x57 Hand Brake
	80-83		F/R	18-0088			Ø 279,4 Exc. Axle H
<b>110 9/83-7/90</b>							
2.25 (55kW)	9/83-7/90		F	22-0692-0		Lock	Th 18,0
	83-90		F	23-0422			Ø 298,5 Th 14,0-13,0
	9/83-7/90		R	53-0366		Luc	279,4x57 Hand Brake
	83-85		R	18-0088			Ø 279,4
2.3 D Eng.10J (44kW)	83-90		F	23-0422			Ø 298,5 Th 14,0-13,0
	83-84		R	18-0088			Ø 279,4
2.5 Eng.17H (62kW)	9/85-7/90		F	22-0352-0		Lock	Th 18,0
	85-90		F	23-0422			Ø 298,5 Th 14,0-13,0
	9/85-7/90		R	53-0371		Ap	254,0x70 Hand Brake
	86-90		R	18-0088			Ø 279,4
2.5 D Eng.12J (49kW)	9/83-7/90		F	22-0352-0		Lock	Th 18,0
	83-90		F	23-0422			Ø 298,5 Th 14,0-13,0
	9/83-7/90		R	53-0366		Luc	279,4x57 Hand Brake
	84-90		R	18-0088			Ø 279,4
2.5 TD Eng.19J (63kW)	9/86-7/90		F	22-0352-0		Lock	Th 18,0
	86-90		F	23-0422			Ø 298,5 Th 14,0-13,0
	9/86-7/90		R	53-0371		Ap	254,0x70 Hand Brake
	9/86-7/90		R	53-0366		Luc	279,4x57 Hand Brake
	87-90		R	18-0088			Ø 279,4
3.5 V8 Eng.24G (100kW)	-86		F	22-0692-0		Lock	Th 18,0
	86-		F	22-0352-0		Lock	Th 18,0
	83-90		F	23-0422			Ø 298,5 Th 14,0-13,0
	9/83-7/90		R	53-0371		Ap	254,0x70 Hand Brake
	9/83-7/90		R	53-0366		Luc	279,4x57 Hand Brake
	83-90		R	18-0088			Ø 279,4
<b>88 9/63-12/86</b>							
2.0 (38kW)	9/63-12/83		R	53-0366		Luc	279,4x57 Hand Brake
	63-		F/R	18-0089			Ø 254,0
2.3 Eng.11H (51kW)	9/63-12/86		R	53-0366		Luc	279,4x57 Hand Brake
	80-		F	18-0088			Ø 279,4
	10/71-80		F/R	18-0087			Ø 254,0
	63-9/71		F/R	18-0089			Ø 254,0
2.3 D Eng.10J (46kW)	9/63-12/86		R	53-0366		Luc	279,4x57 Hand Brake
	80-		F	18-0088			Ø 279,4
	10/71-80		F/R	18-0087			Ø 254,0
	63-9/71		F/R	18-0089			Ø 254,0
3.5 Eng.10G (68kW)	1/80-12/83		R	53-0366		Luc	279,4x57 Hand Brake
<b>90 9/83-7/90</b>							
2.5 Eng.17H (62kW)	9/85-7/90		F	22-0177-1		Lock	Th 17,0
	84-90		F	23-0422			Ø 298,5 Th 14,0-13,0
	9/85-7/90		R	53-0371		Ap	254,0x70 Hand Brake
	9/85-7/90		R	53-0366		Luc	279,4x57 Hand Brake
	84-90		R	18-0089			Ø 254,0
2.5 D Eng.12J (49kW)	9/86-7/90		F	22-0177-1		Lock	Th 17,0
	86-90		F	23-0422			Ø 298,5 Th 14,0-13,0
	9/86-7/90		R	53-0371		Ap	254,0x70 Hand Brake
	9/86-7/90		R	53-0366		Luc	279,4x57 Hand Brake
	86-90		R	18-0089			Ø 254,0














		Spare Parts	F/R	L/R	METELLI ref.	METELLI ref. w/KIT		DIMENSIONS mm.	NOTE
2.5 TD Eng.19J (63kW)	9/86-7/90		F		22-0177-1		Lock	Th 17,0	
	86-90		F		23-0422			Ø 298,5 Th 14,0-13,0	
	9/86-7/90		R		53-0371		Ap	254,0x70	Hand Brake
	9/86-7/90		R		53-0366		Luc	279,4x57	Hand Brake
	86-90		R		18-0089			Ø 254,0	
3.5 V8 Eng.15G/ 24G (100kW)	-86		F		22-0016-0		Lock	Th 18,0	
	86-		F		22-0177-1		Lock	Th 17,0	
	84-90		F		23-0422			Ø 298,5 Th 14,0-13,0	
	9/83-7/90		R		53-0371		Ap	254,0x70	Hand Brake
	9/83-7/90		R		53-0366		Luc	279,4x57	Hand Brake
	85-89		R		18-0089			Ø 254,0	
<b>Defender I (LD) 110 9/90-</b>									
2.5 Eng.17H (60kW)	9/90-		F		22-0352-0		Lock	Th 18,0	
	93-		R		22-0354-0		Lock	Th 14,5	
	4/93-		F		23-0237			Ø 298,0 Th 24,0-22,0	Vent.
	90-		F		23-0422			Ø 298,5 Th 14,0-13,0	
	4/93-		R		23-0359			Ø 290,0 Th 12,5-11,7	
	90-92		R		18-0088			Ø 279,4	
2.5 D Eng.12J (49kW)	9/90-		F		22-0352-0		Lock	Th 18,0	
	93-		R		22-0354-0		Lock	Th 14,5	
	4/93-		F		23-0237			Ø 298,0 Th 24,0-22,0	Vent.
	90-		F		23-0422			Ø 298,5 Th 14,0-13,0	
	4/93-		R		23-0359			Ø 290,0 Th 12,5-11,7	
	90-93		R		18-0088			Ø 279,4	
2.5 TD5 4WD, SW, Pick-up Eng.10/ 15P (90kW)	6/98-		F		22-0352-0		Lock	Th 18,0	
	-01		R		22-0354-0		Lock	Th 14,5	
	01-		R		22-0354-1		Lock	Th 17,0	
	98-		F		23-0237			Ø 298,0 Th 24,0-22,0	Vent.
	98-		F		23-0422			Ø 298,5 Th 14,0-13,0	
	98-		R		23-0359			Ø 290,0 Th 12,5-11,7	
	6/98-		R		53-0373	53-0373K		254,0x70	Hand Brake
			R		53-0373	53-0373K		254,0x70	Hand Brake
2.5 TDi, SW Eng.11L/ 16L (83kW)	9/90-		F		22-0352-0		Lock	Th 18,0	
	93-		R		22-0354-0		Lock	Th 14,5	
	4/93-		F		23-0237			Ø 298,0 Th 24,0-22,0	Vent.
	90-		F		23-0422			Ø 298,5 Th 14,0-13,0	
	4/93-		R		23-0359			Ø 290,0 Th 12,5-11,7	
	9/90-		R		53-0366		Luc	279,4x57	Hand Brake
	94-		R		18-0088			Ø 279,4	
3.5 Eng.24G (98kW)	9/90-		F		22-0352-0		Lock	Th 18,0	
	93-		R		22-0354-0		Lock	Th 14,5	
	4/93-		F		23-0237			Ø 298,0 Th 24,0-22,0	Vent.
	90-		F		23-0422			Ø 298,5 Th 14,0-13,0	
	4/93-		R		23-0359			Ø 290,0 Th 12,5-11,7	
	9/90-		R		53-0366		Luc	279,4x57	Hand Brake
3.9 V8 SW Eng.35D/ 36D/ 37D/ 38D (127-134-136kW)	9/90-		R		18-0088			Ø 279,4	
	11/98-		F		22-0352-0		Lock	Th 18,0	
	11/98-		R		22-0354-0		Lock	Th 14,5	
	98-		F		23-0237			Ø 298,0 Th 24,0-22,0	Vent.
	98-		F		23-0422			Ø 298,5 Th 14,0-13,0	
98-		R		23-0359			Ø 290,0 Th 12,5-11,7		
<b>Defender I (LD) 130 9/90-</b>									
2.5 TD5 4WD, SW, Pick-up Eng.10/ 15P (90kW)	6/98-		F		22-0352-0		Lock	Th 18,0	
	-01		R		22-0354-0		Lock	Th 14,5	
	01-		R		22-0354-1		Lock	Th 17,0	
	98-		F		23-0422			Ø 298,5 Th 14,0-13,0	
	6/98-		R		53-0373	53-0373K		254,0x70	Hand Brake
			R		53-0373	53-0373K		254,0x70	Hand Brake
2.5 TDi, SW Eng.11L/ 16L (83kW)	9/90-		F		22-0352-0		Lock	Th 18,0	
	93-		R		22-0354-0		Lock	Th 14,5	
	9/90-		F		23-0422			Ø 298,5 Th 14,0-13,0	
	9/90-		R		53-0373	53-0373K		254,0x70	Hand Brake
3.5 Eng.24G (98kW)	90-94		R		18-0088			Ø 279,4	
	9/90-		F		23-0422			Ø 298,5 Th 14,0-13,0	
3.9 V8 SW Eng.30G (136kW)	90-93		R		18-0088			Ø 279,4	
	98-		F		23-0422			Ø 298,5 Th 14,0-13,0	
<b>Defender I (LD) 90 9/90-4/07</b>									
2.5 Eng.17H (60kW)	-94		F		22-0177-1		Lock	Th 17,0	
	-94		F		22-0352-1		Lock	Th 18,0	

		Spare Parts	F/R	L/R	METELLI ref.	METELLI ref. w/KIT		DIMENSIONS mm.	NOTE
2.5 Eng.17H (60kW)		94-	F		22-0352-0		Lock	Th 18,0	
		94-	R		22-0353-0		Lock	Th 14,5	
		4/93-	F		23-0237			Ø 298,0 Th 24,0-22,0	Vent.
		90-	F		23-0422			Ø 298,5 Th 14,0-13,0	
		4/93-	R		23-0359			Ø 290,0 Th 12,5-11,7	
		90-94	R		18-0089			Ø 254,0	
2.5 D Eng.12J (49kW)		-94	F		22-0177-1		Lock	Th 17,0	
		-94	F		22-0352-1		Lock	Th 18,0	
		94-	F		22-0352-0		Lock	Th 18,0	
		94-	R		22-0353-0		Lock	Th 14,5	
		4/93-	F		23-0237			Ø 298,0 Th 24,0-22,0	Vent.
		90-	F		23-0422			Ø 298,5 Th 14,0-13,0	
		4/93-	R		23-0359			Ø 290,0 Th 12,5-11,7	
		90-94	R		18-0088			Ø 279,4	
2.5 TD5 4WD, SW, Pick-up Eng.10/15P (90kW)		6/98-	F		22-0352-0		Lock	Th 18,0	
		6/98-	R		22-0353-0		Lock	Th 14,5	
		98-	F		23-0237			Ø 298,0 Th 24,0-22,0	Vent.
		98-	F		23-0422			Ø 298,5 Th 14,0-13,0	
		98-	R		23-0359			Ø 290,0 Th 12,5-11,7	
2.5 TDi, SW Eng.11L/ 16L (83kW)		-94	F		22-0177-1		Lock	Th 17,0	
		-94	F		22-0352-1		Lock	Th 18,0	
		94-	F		22-0352-0		Lock	Th 18,0	
		94-	R		22-0353-0		Lock	Th 14,5	
		4/93-	F		23-0237			Ø 298,0 Th 24,0-22,0	Vent.
		90-	F		23-0422			Ø 298,5 Th 14,0-13,0	
		4/93-	R		23-0359			Ø 290,0 Th 12,5-11,7	
		9/90-4/07	R		53-0373	53-0373K		254,0x70	Hand Brake
		9/90-4/07	R		53-0366		Luc	279,4x57	Hard-Top, Hand Brake
		92-94	R		18-0089			Ø 254,0	
3.5 Eng.24G (98kW)		-94	F		22-0177-1		Lock	Th 17,0	
		-94	F		22-0352-1		Lock	Th 18,0	
		94-	F		22-0352-0		Lock	Th 18,0	
		94-	R		22-0353-0		Lock	Th 14,5	
		4/93-	F		23-0237			Ø 298,0 Th 24,0-22,0	Vent.
		90-	F		23-0422			Ø 298,5 Th 14,0-13,0	
		4/93-	R		23-0359			Ø 290,0 Th 12,5-11,7	
		9/90-4/07	R		53-0373	53-0373K		254,0x70	Hand Brake
90-94	R		18-0089			Ø 254,0			
3.9 V8 SW Eng.30G (136kW)		98-	F		23-0237			Ø 298,0 Th 24,0-22,0	Vent.
		98-	F		23-0422			Ø 298,5 Th 14,0-13,0	
		98-	R		23-0359			Ø 290,0 Th 12,5-11,7	
<b>Defender II (110) 5/07-</b>									
2.4 TD4 Eng.224DT (90kW)		07-	F		22-0352-0		Lock	Th 18,0	
		07-	R		22-0353-0		Lock	Th 14,5	
<b>Discovery I 9/89-6/94</b>									
2.0 16v Eng.20T4 (99kW)		9/93-6/94	F		22-0177-1		Lock	Th 17,0	
		9/93-6/94	R		22-0353-0		Lock	Th 14,5	
		93-	F		23-0237			Ø 298,0 Th 24,0-22,0	Vent.
		93-	F		23-0422			Ø 298,5 Th 14,0-13,0	
2.5 TDi Eng.17L/ 19L (83kW)		93-	R		23-0359			Ø 290,0 Th 12,5-11,7	
		-94	F		22-0177-0		Lock	Th 17,0	
		94-	F		22-0177-1		Lock	Th 17,0	
		-94	R		22-0353-1		Lock	Th 14,5	
		94-	R		22-0353-0		Lock	Th 14,5	
		89-	F		23-0237			Ø 298,0 Th 24,0-22,0	Vent.
		89-	F		23-0422			Ø 298,5 Th 14,0-13,0	
		89-	R		23-0359			Ø 290,0 Th 12,5-11,7	
9/89-6/94	R		53-0371		Ap	254,0x70	Hand Brake		
9/89-6/94	R		53-0366		Luc	279,4x57	Hand Brake		
3.5 Eng.13D/ 17D/ 18D/ 22D/ 24D/ 25D/ 31D (93-107-113-120kW)		-94	F		22-0177-0		Lock	Th 17,0	
		94-	F		22-0177-1		Lock	Th 17,0	
		-94	R		22-0353-1		Lock	Th 14,5	
		94-	R		22-0353-0		Lock	Th 14,5	
		89-	F		23-0237			Ø 298,0 Th 24,0-22,0	Vent.
		89-	F		23-0422			Ø 298,5 Th 14,0-13,0	
		89-	R		23-0359			Ø 290,0 Th 12,5-11,7	
9/89-6/94	R		53-0371		Ap	254,0x70	Hand Brake		















		Spare Parts	F/R	L/R	METELLI ref.	METELLI ref. w/KIT		DIMENSIONS mm.	NOTE
3.5 Eng.13D/ 17D/ 18D/ 22D/ 24D/ 25D/ 31D (93-107-113-120kW)	9/89-6/94		R		53-0366		Luc	279,4x57	Hand Brake
3.9 V8 Eng.35D/ 36D/ 37D/ 38D (127-134-136kW)	9/93-6/94		F		22-0177-1		Lock	Th 17,0	
	9/93-6/94		R		22-0353-0		Lock	Th 14,5	
	93-		F		23-0237			Ø 298,0 Th 24,0-22,0	Vent.
	93-		F		23-0422			Ø 298,5 Th 14,0-13,0	
	93-		R		23-0359			Ø 290,0 Th 12,5-11,7	
<b>Discovery II (LJ, LT) 6/94-9/04</b>									
2.0 16v Eng.20T4 (99kW)	6/94-9/04		R		53-0373	53-0373K		254,0x70	Hand Brake
2.5 TD5 Eng.10P/ 15P/ 16P (102kW)	1/99-		F		22-0350-0		Gir	Th 19,0	
	1/99-		R		22-0351-0		Gir	Th 16,5	
	1/99-9/04		R		53-0373	53-0373K		254,0x70	Hand Brake
2.5 TDi Eng.17L/ 19L (83kW)	96-98		F		23-0422			Ø 298,5 Th 14,0-13,0	
	96-98		R		23-0359			Ø 290,0 Th 12,5-11,7	
	8/96-9/04		R		53-0373	53-0373K		254,0x70	Hand Brake
2.5 TDi Eng.21L (90kW)	95-98		F		23-0422			Ø 298,5 Th 14,0-13,0	
	95-98		R		23-0359			Ø 290,0 Th 12,5-11,7	
	10/95-9/04		R		53-0373	53-0373K		254,0x70	Hand Brake
3.9 V8 Eng.35D/ 36D/ 37D/ 38D (127-134-136kW)	6/94-11/98		R		53-0373	53-0373K		254,0x70	Hand Brake
4.0 V8 Eng.39D (136kW)	11/98-		F		22-0350-0		Gir	Th 19,0	
	11/98-		R		22-0351-0		Gir	Th 16,5	
	11/98-9/04		R		53-0373	53-0373K		254,0x70	Hand Brake
<b>Discovery III 10/04-</b>									
2.7 TD Eng.276DT (140kW)	10/04-		F		22-0693-0	22-0693-0K	Gir	Th 18,0	
	10/04-		R		22-0694-0	22-0694-0K	Gir	Th 17,5	
	04-		F		23-0933			Ø 317,0 Th 30,0-27,0	Vent.
	10/04-		R		53-0375			210,0x30	
	10/04-		R		53-0376			210,0x30	Hand Brake
4.4 Eng.448PN (220kW)	10/04-		F		22-0693-0	22-0693-0K	Gir	Th 18,0	
	10/04-		R		22-0694-0	22-0694-0K	Gir	Th 17,5	
	10/04-		R		53-0375			210,0x30	
<b>Freelander I (LN) 2/98-2/06</b>									
1.8 16v Eng.18K16HOL/ HOU (86kW)	-00		F		22-0174-1		Gir	Th 17,5	
	00-		F		22-0349-0		Gir	Th 17,5	
	11/00-		F		23-0574			Ø 277,0 Th 21,0-18,0	Vent.
	11/00-2/06		R		53-0370		Luc	254,0x45	Hand Brake
1.8 16v, SoftTop Eng.18K16 (88kW)	00-		R		18-0348			Ø 254,0	
	00-		F		22-0174-1		Gir	Th 17,5	
	00-		F		22-0349-0		Gir	Th 17,5	
	98-00		F		23-0544			Ø 262,0 Th 14,0-11,0	
	2/98-2/06		R		53-0368		Luc	254,0x39	Hand Brake
2.0 Di, Soft Top Eng.20TCIE (72kW)	98-		R		18-0348			Ø 254,0	
	98-		R		51-0195		Luc	Ø 20,64 254,0x39	LOS
	2/98-		F		22-0174-1		Gir	Th 17,5	
	11/00-		F		23-0574			Ø 277,0 Th 21,0-18,0	Vent.
	98-00		F		23-0544			Ø 262,0 Th 14,0-11,0	
	2/98-2/06		R		53-0368		Luc	254,0x39	Hand Brake
2.0 TD4 Eng.TD4/ M47R (80-82kW)	98-		R		18-0348			Ø 254,0	
	98-		R		51-0195		Luc	Ø 20,64 254,0x39	LOS
	11/00-		F		22-0349-0		Gir	Th 17,5	
	-00		F		23-0544			Ø 262,0 Th 14,0-11,0	
	11/00-		F		23-0574			Ø 277,0 Th 21,0-18,0	Vent.
2.5 V6 Eng.25K4F (130kW)	11/00-		R		53-0370		Luc	254,0x45	Hand Brake
	11/00-		F		22-0349-0		Gir	Th 17,5	
	11/00-		F		23-0574			Ø 277,0 Th 21,0-18,0	Vent.
	11/00-2/06		R		53-0370		Luc	254,0x45	Hand Brake
<b>Freelander II 2/06-</b>									
2.2 TD4 Eng.224DT (112kW)	1/07-		F		22-0675-0		Ate	Th 20,0	
	1/07-		R		22-0780-0		Gir	Th 16,0	
	1/07-		R		53-0374	53-0374K		190,0x30	Hand Brake
2.2 TD4 Eng.DW12BTED4 (118kW)	2/06-		F		22-0675-0		Ate	Th 20,0	
	2/06-		R		22-0780-0		Gir	Th 16,0	
	2/06-		R		53-0374	53-0374K		190,0x30	Hand Brake
3.2 Eng.B6324S (171kW)	2/06-		F		22-0675-0		Ate	Th 20,0	
	2/06-		R		22-0780-0		Gir	Th 16,0	
	2/06-		R		53-0374	53-0374K		190,0x30	Hand Brake

















		Spare Parts	F/R	L/R	METELLI ref.	METELLI ref. w/KIT		DIMENSIONS mm.	NOTE
3.2 i6 HSE 4x4 Eng.6324T (170kW)	10/06-		R		53-0374	53-0374K		190,0x30	Hand Brake
<b>Range Rover I 7/70-7/94</b>									
2.4 D Eng.11A (78kW)	4/86-12/90		F		22-0016-5		Lock	Th 18,0	
	4/86-12/90		R		22-0353-1		Lock	Th 14,5	
	86-90		F		23-0422			Ø 298,5 Th 14,0-13,0	
	90-		F		23-0237			Ø 298,0 Th 24,0-22,0	Vent.
	86-90		R		23-0359			Ø 290,0 Th 12,5-11,7	
2.4 TD Eng.VM81A (81kW)	4/86-12/90		R		53-0371		Ap	254,0x70	Hand Brake
	1/86-12/94		F		22-0016-5		Lock	Th 18,0	
2.4 TD Eng.VM81A (81kW)	1/86-12/94		R		22-0353-1		Lock	Th 14,5	
	1/86-12/94		F		22-0016-0		Lock	Th 18,0	
3.5 Eng.20D/ 21G (98kW)	7/70-8/81		R		22-0353-0		Lock	Th 14,5	
	7/70-8/81		F		23-0422			Ø 298,5 Th 14,0-13,0	
	70-81		R		23-0359			Ø 290,0 Th 12,5-11,7	
	70-81		F		23-0359			Ø 290,0 Th 12,5-11,7	
	7/70-8/81		R		53-0371		Ap	254,0x70	Hand Brake
3.5 Eng.31D (107kW)	1/87-9/90		R		22-0353-1		Lock	Th 14,5	
	87-90		F		23-0422			Ø 298,5 Th 14,0-13,0	
	90-		F		23-0237			Ø 298,0 Th 24,0-22,0	Vent.
	87-90		R		23-0359			Ø 290,0 Th 12,5-11,7	
	1/87-9/90		R		53-0371		Ap	254,0x70	Hand Brake
3.5 4x4 (96kW)	10/85-8/91		R		53-0371		Ap	254,0x70	Hand Brake
3.5 Vogue Eng.11D (93kW)	-85		F		22-0016-0		Lock	Th 18,0	
	85-		F		22-0016-5		Lock	Th 18,0	
	-85		R		22-0353-0		Lock	Th 14,5	
	85-		R		22-0353-1		Lock	Th 14,5	
	81-90		F		23-0422			Ø 298,5 Th 14,0-13,0	
	90-		F		23-0237			Ø 298,0 Th 24,0-22,0	Vent.
	81-90		R		23-0359			Ø 290,0 Th 12,5-11,7	
	8/81-9/90		R		53-0371		Ap	254,0x70	Hand Brake
3.5 Vogue Eng.24D/ 25D (120kW)	-85		R		22-0353-0		Lock	Th 14,5	
	85-		R		22-0353-1		Lock	Th 14,5	
	85-90		F		23-0422			Ø 298,5 Th 14,0-13,0	
	90-		F		23-0237			Ø 298,0 Th 24,0-22,0	Vent.
	85-90		R		23-0359			Ø 290,0 Th 12,5-11,7	
3.5 Vogue Eng.24D/ 25D (120kW)	10/85-9/90		R		53-0371		Ap	254,0x70	Hand Brake
	10/85-9/90		F		22-0177-0		Lock	Th 17,0	
3.9 Kat Eng.37D/ 38D (127kW)	11/88-7/94		R		22-0353-1		Lock	Th 14,5	
	11/88-7/94		F		23-0422			Ø 298,5 Th 14,0-13,0	
	88-90		F		23-0237			Ø 298,0 Th 24,0-22,0	Vent.
	90-94		R		23-0359			Ø 290,0 Th 12,5-11,7	
	88-94		F		23-0359			Ø 290,0 Th 12,5-11,7	
3.9 Vogue SEI Eng.35D/ 36D (134-136kW)	11/88-7/94		R		22-0177-0		Lock	Th 17,0	
	11/88-7/94		R		22-0353-1		Lock	Th 14,5	
	88-90		F		23-0422			Ø 298,5 Th 14,0-13,0	
	90-94		F		23-0237			Ø 298,0 Th 24,0-22,0	Vent.
	88-94		R		23-0359			Ø 290,0 Th 12,5-11,7	
4.3 Vogue LSE Eng.40D (149kW)	9/92-7/94		F		22-0177-0		Lock	Th 17,0	
	9/92-7/94		R		22-0353-1		Lock	Th 14,5	
	92-94		F		23-0237			Ø 298,0 Th 24,0-22,0	Vent.
	92-94		R		23-0359			Ø 290,0 Th 12,5-11,7	
	9/92-7/94		R		53-0371		Ap	254,0x70	Hand Brake
<b>Range Rover II (LP) 7/94-3/02</b>									
2.5 D Eng.14L (83kW)	8/94-3/02		F		22-0350-0		Gir	Th 19,0	
	8/94-3/02		R		22-0351-0		Gir	Th 16,5	
	11/94-		F		23-0543			Ø 297,0 Th 25,0-22,0	Vent.
	7/94-10/94		F		23-0422			Ø 298,5 Th 14,0-13,0	
	7/94-		R		23-0483			Ø 304,0 Th 12,6-11,7	
2.5 D Eng.256T(BMW) (100kW)	8/94-3/02		R		53-0373	53-0373K		254,0x70	Hand Brake
	7/94-3/02		F		22-0350-0		Gir	Th 19,0	
	7/94-3/02		R		22-0351-0		Gir	Th 16,5	
	11/94-		F		23-0543			Ø 297,0 Th 25,0-22,0	Vent.
	7/94-10/94		F		23-0422			Ø 298,5 Th 14,0-13,0	
3.9 Eng.42D (140kW)	7/94-		R		23-0483			Ø 304,0 Th 12,6-11,7	
	7/94-3/02		R		53-0373	53-0373K		254,0x70	Hand Brake
	7/94-3/02		F		22-0350-0		Gir	Th 19,0	
	7/94-3/02		R		22-0351-0		Gir	Th 16,5	
	94-		F		23-0237			Ø 298,0 Th 24,0-22,0	Vent.
94-		R		23-0359			Ø 290,0 Th 12,5-11,7		

		Spare Parts	F/R	L/R	METELLI ref.	METELLI ref. w/KIT		DIMENSIONS mm.	NOTE
3.9 Eng.42D (140kW)	7/94-3/02		R		53-0373	53-0373K		254,0x70	Hand Brake
4.0 V8 Eng.39D (136kW)	6/98-3/02		F		22-0350-0		Gir	Th 19,0	
	6/98-3/02		R		22-0351-0		Gir	Th 16,5	
	98-		F		23-0543			Ø 297,0 Th 25,0-22,0	Vent.
	98-		R		23-0483			Ø 304,0 Th 12,6-11,7	
4.6 Eng.46D (160-165kW)	6/98-3/02		R		53-0373	53-0373K		254,0x70	Hand Brake
	7/94-3/02		F		22-0350-0		Gir	Th 19,0	
			R		22-0351-0		Gir	Th 16,5	
	11/94-		F		23-0543			Ø 297,0 Th 25,0-22,0	Vent.
	11/94-		R		23-0483			Ø 304,0 Th 12,6-11,7	
7/94-3/02		R		53-0373	53-0373K		254,0x70	Hand Brake	

### Range Rover III (LM) 3/02-




3.0 TD6 Eng.306D1 (130kW)	3/02-		F		22-0598-0		Ate	Th 19,0	
	3/02-		R		22-0560-0	22-0560-3K	Ate	Th 17,0	
	3/06-		R		53-0244	53-0244K		210,0x31	
3.6 TDV8 Eng.368DT (200kW)	9/06-		F		22-0695-0	22-0695-0K	Bre	Th 16,5	
	9/06-		R		22-0560-0	22-0560-3K	Ate	Th 17,0	
4.2 Eng.428PS (291kW)	5/05-		F		22-0695-0	22-0695-0K	Bre	Th 16,5	
	5/05-		R		22-0560-0	22-0560-3K	Ate	Th 17,0	
4.4 Eng.448PN (225kW)	5/05-		F		22-0598-0		Ate	Th 19,0	
	5/05-		R		22-0560-0	22-0560-3K	Ate	Th 17,0	
	3/06-		R		53-0244	53-0244K		210,0x31	
4.4 Eng.448S2 (210kW)	3/02-		F		22-0598-0		Ate	Th 19,0	
	3/02-		R		22-0560-0	22-0560-3K	Ate	Th 17,0	

### Range Rover Sport 2/05-

2.7 TDVM Eng.276DT (140kW)	2/05-		F		22-0693-0	22-0693-0K	Gir	Th 18,0	
	2/05-		R		22-0694-0	22-0694-0K	Gir	Th 17,5	
	05-		F		23-0933			Ø 317,0 Th 30,0-27,0	Vent.
	2/05-		R		53-0375			210,0x30	
	2/05-		R		53-0376			210,0x30	Hand Brake
3.6 TDV8 Eng.368DT (200kW)	1/07-		F		22-0695-0	22-0695-1K	Bre	Th 16,5	
	1/07-		R		22-0694-0	22-0694-0K	Gir	Th 17,5	
	1/07-		R		53-0375			210,0x30	
	1/07-		R		53-0376			210,0x30	Hand Brake
4.2 Eng.428PS (287kW)	2/05-		F		22-0695-0	22-0695-1K	Bre	Th 16,5	
	2/05-		R		22-0694-0	22-0694-0K	Gir	Th 17,5	
	2/05-		R		53-0375			210,0x30	
	2/05-		R		53-0376			210,0x30	Hand Brake
4.4 Eng.448PN (220kW)	2/05-		F		22-0693-0	22-0693-0K	Gir	Th 18,0	
	2/05-		R		22-0694-0	22-0694-0K	Gir	Th 17,5	
	2/05-		R		53-0375			210,0x30	

## LDV (Leyland-Daf-Van)




### Convoy

2.5 D Eng.EN55 (56kW)		F		22-0692-0		Lock	Th 18,0	
2.5 TD Eng.ET70 (74kW)		F		22-0692-0		Lock	Th 18,0	
		R		53-0139		Ap	254,0x57	Hand Brake


### Maxus 2/05-7/07

2.5 Cdi (70kW)	2/05-		R		53-0134		Bosch	280,0x65	Hand Brake
2.5 Cdi (88kW)	2/05-		R		53-0134		Bosch	280,0x65	Hand Brake









### Serie 400 1/89-









2.0 Eng.O Series 2.0 (65kW)	1/89-		R		53-0139		Ap	254,0x57	Hand Brake
2.5 D (53kW)	4/89-3/96		R		53-0139		Ap	254,0x57	Hand Brake
2.5 TD (71kW)	11/95-		F		22-0692-0		Lock	Th 18,0	

### Sherpa I 1/72-12/82



1.8 D Eng.9731/Ind. (37kW)	1/74-		F		22-0016-5		Lock	Th 18,0	
2.0 Eng.O Series 2.0 (65kW)	1/80-12/89		F		22-0016-5		Lock	Th 18,0	

### Sherpa II 1/83-3/89



















1.6 Eng.G16A (48kW)	-85		R		53-0139		Ap	254,0x57	Hand Brake
1.7 (54kW)	82-86		R		53-0109		Ap	254,0x70	TRW, Hand Brake
	-85		R		53-0139		Ap	254,0x57	Hand Brake
1.8 Eng.G18A (50kW)	1/83-9/88		R		53-0109		Ap	254,0x70	TRW, Hand Brake
	-85		R		53-0139		Ap	254,0x57	Hand Brake
1.8 D (38kW)	-85		R		53-0139		Ap	254,0x57	Hand Brake
2.0 Eng.G20A (64kW)	1/83-9/88		R		53-0109		Ap	254,0x70	TRW, Hand Brake
	-85		R		53-0139		Ap	254,0x57	Hand Brake
























		Spare Parts	F/R	L/R	METELLI ref.	METELLI ref. w/KIT		DIMENSIONS mm.	NOTE
2.5 D Eng.12J (59kW)	1/84-		F		22-0016-5		Lock	Th 18,0	
	-85		R		53-0139		Ap	254,0x57	Hand Brake
2.5 D, Allrad (51kW)	-85		R		53-0139		Ap	254,0x57	Hand Brake
2.6 D Eng.K25D (59kW)	-85		R		53-0139		Ap	254,0x57	Hand Brake
3.5 (103kW)	-85		R		53-0139		Ap	254,0x57	Hand Brake

## LEGINENA / TRAILER


Knorr Brakes 1/98-									
SB6000	1/98-		F		22-0584-0		Knorr	Th 30,0	
SB7000	1/98-		F		22-0585-0		Knorr	Th 30,0	

## LEXUS









ES I (F1, F2) 12/89-1/01									
250 (118kW)	12/89-9/91		F		22-0067-0		Ake	Th 15,5	
	12/89-9/91		R		22-0161-0		Ake	Th 15,0	
300 Eng.3VZ-FE (138kW)	-97		F		22-0167-0		Ake	Th 17,0	
	97-		F		22-0429-0		Ake	Th 17,0	
	-00		R		22-0161-0		Ake	Th 15,0	
	95-96		R		53-0442	53-0442K		170,0x40	Hand Brake
ES II (VZV_) 8/01-10/06									
3.3 (168kW)	6/03-10/06		R		53-0442	53-0442K		170,0x40	Hand Brake
GS I (JZS147) 3/93-8/97									
300 Eng.2JZ-GE (156kW)	3/93-8/97		F		22-0756-0		Ake	Th 17,5	
	3/93-8/97		R		22-0759-0		Ake	Th 15,5	
	3/93-8/97		R		53-0439	53-0439K		190,0x45	Hand Brake
GS II (JZS160) 8/97-									
300 Eng.2JZ-GE (161kW)	10/00-		F		22-0756-0		Ake	Th 17,5	
	10/00-		R		22-0758-0		Ake	Th 15,5	
	10/00-		R		53-0439	53-0439K		190,0x45	Hand Brake
300 T3 Eng.2JZ-GE (163kW)	8/97-10/00		F		22-0756-0		Ake	Th 17,5	
	8/97-10/00		R		22-0758-0		Ake	Th 15,5	
	8/97-10/00		R		53-0439	53-0439K		190,0x45	Hand Brake
400 Eng.1UZ-FE (216kW)	12/97-11/00		F		22-0756-0		Ake	Th 17,5	
	12/97-11/00		R		22-0758-0		Ake	Th 15,5	
430 Eng.3UZ-FE (208kW)	11/00-		F		22-0756-0		Ake	Th 17,5	
	11/00-		R		22-0758-0		Ake	Th 15,5	
	11/00-		R		53-0439	53-0439K		190,0x45	Hand Brake
GS III 4/05-									
300 Eng.3GR (183kW)	4/05-		F		22-0799-0		Ake	Th 17,5	
	4/05-		R		22-0761-0		Ake	Th 15,5	
	4/05-		R		53-0449			190,0x26	Hand Brake
430 Eng.3UZ-FE (208kW)	4/05-		F		22-0799-0		Ake	Th 17,5	
	4/05-		R		22-0761-0		Ake	Th 15,5	
	4/05-		R		53-0449			190,0x26	Hand Brake
450 h Eng.2GR-FSE (218kW)	2/06-		R		22-0761-0		Ake	Th 15,5	
	2/06-		R		53-0449			190,0x26	Hand Brake
460 (255kW)	5/08-		R		53-0449			190,0x26	Hand Brake
GX470 1/03-12/06									
4.7 32v AWD	03-04		R		53-0441			210,0x46	
IS I (GXE10), Sportcross 4/99-									
200 Eng.1G-FE (114kW)	4/99-		F		22-0756-0		Ake	Th 17,5	
	4/99-		R		22-0758-0		Ake	Th 15,5	
	4/99-		R		53-0439	53-0439K		190,0x45	Hand Brake
300 Eng.2JZ-GE (157kW)	9/01-		F		22-0756-0		Ake	Th 17,5	
	9/01-		R		22-0758-0		Ake	Th 15,5	
	9/01-		R		53-0439	53-0439K		190,0x45	Hand Brake
IS II 10/05-									
220 D Eng.2AD (130kW)	10/05-		F		22-0760-0		Ake	Th 17,5	
	10/05-		R		22-0761-0		Ake	Th 15,5	
250, Coupé, Cabrio Eng.4GRFSE (153kW)	10/05-		F		22-0760-0		Ake	Th 17,5	
	10/05-		R		22-0761-0		Ake	Th 15,5	
	10/05-		R		53-0449			190,0x26	Hand Brake
350 V6 Eng.2GR-FSE (228kW)	1/06-		R		53-0449			190,0x26	Hand Brake
500, F (USE20) Eng.2UR-GSE (311kW)	8/08-		R		53-0449			190,0x26	Hand Brake

				Spare Parts	F/R	L/R	METELLI ref.	METELLI ref. w/KIT		DIMENSIONS mm.	NOTE
<b>LS I (UCF10) 12/89-12/94</b>											
400 Eng.1UZ-FE (180kW)	-92		F				22-0167-0		Ake	Th 17,0	
	92-		F				22-0756-1		Ake	Th 17,5	
	92-		R				22-0759-1		Ake	Th 15,5	
<b>LS II (UCF20) 12/94-</b>											
400 Eng.1UZ-FE (194-203-209kW)	12/94-		F				22-0757-0		Ake	Th 16,5	
	12/94-		R				22-0759-1		Ake	Th 15,5	
	12/94-		R				53-0439	53-0439K		190,0x45	Hand Brake
<b>LS III (FE) 10/00-</b>											
430 Eng.3UZ-FE (208kW)	10/00-		R				53-0449			190,0x26	Hand Brake
<b>LX II 1/98-12/06</b>											
4.7 V8 32v	07-		F				22-0821-0		Sum	Th 18,5	
	1/98-12/06		F				22-0452-0		Sum	Th 17,5	
	07-		R				22-0822-0		Sum	Th 17,5	
	1/98-12/06		R				22-0453-0		Sum	Th 17,0	
<b>LX III 1/08-</b>											
5.7 V8 Eng.3YR-FE (286kW)	1/08-		R				53-0451			242,0x32	Hand Brake
<b>RX I (XU1) 8/97-5/03</b>											
300 V6 Eng.1MZ-FE (148kW)	-01		F				22-0429-0		Ake	Th 17,0	
	01-		F				22-0617-0		Ake	Th 17,0	
	01-		F				22-0616-0		Sum	Th 18,5	
	10/00-5/03		R				22-0161-0		Ake	Th 15,0	
300 V6 Eng.1MZ-FE (164kW)	-01		F				22-0429-0		Ake	Th 17,0	
	01-		F				22-0617-0		Ake	Th 17,0	
	01-		F				22-0616-0		Sum	Th 18,5	
	8/97-5/03		R				22-0161-0		Ake	Th 15,0	
<b>RX II 5/03-</b>											
300 Eng.1MZ-FE (150kW)	5/03-		F				22-0618-0		Sum	Th 17,0	
	5/03-		R				22-0619-0		Sum	Th 15,5	
330 Eng.3MZ-FE (168kW)	1/04-12/06		R				53-0439	53-0439K		190,0x45	Hand Brake
350 Eng.2GR (203kW)	2/06-		F				22-0618-0		Sum	Th 17,0	
	2/06-		R				22-0619-0		Sum	Th 15,5	
	2/06-		R				53-0439	53-0439K		190,0x45	Hand Brake
400 h (200kW)	9/08-		R				53-0439	53-0439K		190,0x45	Hand Brake
400 h, FWD Eng.3MZ-FE (155kW)	9/04-		F				22-0618-0		Sum	Th 17,0	
	9/04-		R				22-0619-0		Sum	Th 15,5	
	9/04-		R				53-0439	53-0439K		190,0x45	Hand Brake
<b>SC I 1/92-7/01</b>											
300 Eng.2JZ-GE (158-169kW)	1/96-12/00		R				53-0439	53-0439K		190,0x45	Hand Brake
400 Eng.1UZ-FE (216kW)	1/92-12/00		R				53-0439	53-0439K		190,0x45	Hand Brake
<b>SC II 8/01-</b>											
430 Eng.3UZ-FE (210kW)	8/01-		F				22-0756-0		Ake	Th 17,5	
	8/01-		R				22-0758-0		Ake	Th 15,5	
	8/01-		R				53-0439	53-0439K		190,0x45	Hand Brake

## LIAZ TRUCK

<b>400 1/98-</b>											
400	1/98-		F				22-0585-0		Knorr	Th 30,0	














## LIGIER

<b>Ambra 12/96-</b>											
0.5 (14kW)	12/96-		R				53-0053			160,0x42	Fitted Adjuster, Hand Brake
	12/96-		R				53-0054			180,0x32	Fitted Adjuster, Hand Brake
<b>Be Up 8/02-</b>											
0.5 (14kW)	8/02-		R				53-0053			160,0x42	Fitted Adjuster, Hand Brake
	8/02-		R				53-0054			180,0x32	Fitted Adjuster, Hand Brake
<b>Nova 8/02-</b>											
400 (5kW)	8/02-		F				22-0767-1			Th 10,0	
	8/02-		R				22-0767-0			Th 10,0	
	8/02-		R				53-0053			160,0x42	Fitted Adjuster, Hand Brake
	8/02-		R				53-0054			180,0x32	Fitted Adjuster, Hand Brake
500 (4kW)	8/02-		F				22-0767-1			Th 10,0	
	8/02-		R				22-0767-0			Th 10,0	
	8/02-		R				53-0053			160,0x42	Fitted Adjuster, Hand Brake
	8/02-		R				53-0054			180,0x32	Fitted Adjuster, Hand Brake
650 (14kW)	8/02-		F				22-0767-1			Th 10,0	
	8/02-		R				53-0053			160,0x42	Fitted Adjuster, Hand Brake







































		Spare Parts	F/R	L/R	METELLI ref.	METELLI ref. w/KIT		DIMENSIONS mm.	NOTE
650 (14kW)	8/02-		R		53-0054			180,0x32	Fitted Adjuster, Hand Brake

## LOTUS




Eclat 10/75-8/86									
2.0 Eng.907 (119kW)	10/75-5/80		F		22-0023-0		Gir	Th 15,0	
2.2 Eng.912 (119kW)	5/80-8/86		F		22-0023-0		Gir	Th 15,0	
Elise 8/95-									
1.8 16v Eng.18K4F (88kW)	-96		F		22-0174-0		Gir	Th 17,5	
	96-		F		22-0013-3		Ap	Th 14,5	
	-96		R		22-0170-1		Ake	Th 13,0	
	96-		R		22-0165-1		Bre	Th 12,5	
Esprit S2 10/75-8/88									
2.0 Eng.907 (119kW)	10/75-5/80		F		22-0013-1		Ate	Th 16,5	
2.2 T. Eng.910 (157kW)	-86		F		22-0013-1		Ate	Th 16,5	
Esprit S3 5/80-8/86									
2.2 Eng.912 (119kW)	5/80-8/86		F		22-0013-1		Ate	Th 16,5	
Esprit S4 5/89-									
2.2 16v T. SE Eng.910S (197kW)	5/89-9/96		F		22-0425-0		Ake	Th 15,5	
	5/89-9/96		R		22-0147-1		Bdx	Th 14,0	
3.5 V8 32V T. Eng.618 (260kW)	2/96-		F		22-0251-2		Bre	Th 15,0	
	2/96-		R		22-0165-0		Bre	Th 15,0	
Europa I 10/66-4/76									
1.5 (57kW)	10/66-10/70		R		53-0101		Luc	203,2x38	Hand Brake
Exige 9/01-									
1.8 16v Eng.2ZZ-GE (132-141kW)	9/01-		F		22-0013-3		Ap	Th 14,5	
	9/01-		R		22-0165-1		Bre	Th 12,5	
SuperSeven 1/58-12/68									
1.1	1/58-12/61		R		53-0101		Luc	203,2x38	Hand Brake
1.3	1/62-12/68		R		53-0101		Luc	203,2x38	Hand Brake
1.5	1/62-12/68		R		53-0101		Luc	203,2x38	Hand Brake




## MAN BUS-TRUCK

F 2000 1/94-									
19.273 Eng.D2865LF22 (198kW)	1/94-12/95		F		22-0586-0		Mer	Th 28,0	
19.293 Eng.D2865LF20 (213kW)	1/94-		F		22-0586-0		Mer	Th 28,0	
19.293 Eng.D2865LF24 (213kW)	1/94-		F		22-0586-0		Mer	Th 28,0	
19.323 Eng.D2865LF23 (235kW)	1/94-12/95		F		22-0586-0		Mer	Th 28,0	
19.343 Eng.D2865LF21 (250kW)	1/94-		F		22-0586-0		Mer	Th 28,0	
19.364 Eng.D2866LF35 (265kW)	6/98-		F		22-0586-0		Mer	Th 28,0	
19.373 Eng.D2866LF21 (272kW)	1/94-12/95		F		22-0586-0		Mer	Th 28,0	
19.403 Eng.D2866LF20 (294kW)	1/94-		F		22-0586-0		Mer	Th 28,0	
19.414 Eng.D2866LF31 (228-301kW)	6/98-		F		22-0586-0		Mer	Th 28,0	
19.423 Eng.D2866LF22 (309kW)	1/94-12/95		F		22-0586-0		Mer	Th 28,0	
19.463 Eng.D2876LF02 (338kW)	1/94-		F		22-0586-0		Mer	Th 28,0	
19.464 Eng.D2876LF06 (338kW)	6/98-		F		22-0586-0		Mer	Th 28,0	
19.603 Eng.D2840LF20 (441kW)	4/96-		F		22-0586-0		Mer	Th 28,0	
23.293 Eng.D2865LF20 (213kW)	1/94-		F		22-0586-0		Mer	Th 28,0	
23.343 Eng.D2865LF21 (250kW)	1/94-		F		22-0586-0		Mer	Th 28,0	
23.403 Eng.D2866LF20 (294kW)	1/94-		F		22-0586-0		Mer	Th 28,0	
23.463 Eng.D2876LF02 (338kW)	1/94-		F		22-0586-0		Mer	Th 28,0	
26.233 Eng.E2866DF01 (170kW)	9/96-		F		22-0586-0		Mer	Th 28,0	
26.273 Eng.D2865LF22 (198kW)	1/94-12/95		F		22-0586-0		Mer	Th 28,0	
26.293 Eng.D2865LF20 (213kW)	1/94-		F		22-0586-0		Mer	Th 28,0	
26.293 Eng.D2865LF24 (213kW)	1/94-		F		22-0586-0		Mer	Th 28,0	
26.323 Eng.D2865LF23 (235kW)	1/94-12/95		F		22-0586-0		Mer	Th 28,0	
26.343 Eng.D2865LF21 (250kW)	1/94-		F		22-0586-0		Mer	Th 28,0	
26.373 Eng.D2866LF21 (272kW)	1/94-12/95		F		22-0586-0		Mer	Th 28,0	
26.403 Eng.D2866LF20 (294kW)	1/94-		F		22-0586-0		Mer	Th 28,0	
26.423 Eng.D2866LF22 (309kW)	1/94-12/95		F		22-0586-0		Mer	Th 28,0	
26.463 Eng.D2876LF02 (338kW)	1/94-		F		22-0586-0		Mer	Th 28,0	
26.603 Eng.D2840LF20 (441kW)	6/96-		F		22-0586-0		Mer	Th 28,0	
27.273 Eng.D2865LF22 (198kW)	1/94-12/95		F		22-0586-0		Mer	Th 28,0	
27.293 Eng.D2865LF20 (213kW)	1/94-		F		22-0586-0		Mer	Th 28,0	
27.293 Eng.D2865LF24 (213kW)	1/94-		F		22-0586-0		Mer	Th 28,0	
27.323 Eng.D2865LF23 (235kW)	1/94-12/95		F		22-0586-0		Mer	Th 28,0	
27.343 Eng.D2865LF21 (250kW)	1/94-		F		22-0586-0		Mer	Th 28,0	











			Spare Parts	F/R	L/R	METELLI ref.	METELLI ref. w/KIT		DIMENSIONS mm.	NOTE
27.373 Eng.D2866LF21 (272kW)	1/94-12/95			F		22-0586-0		Mer	Th 28,0	
27.403 Eng.D2866LF20 (294kW)	1/94-			F		22-0586-0		Mer	Th 28,0	
27.423 Eng.D2866LF22 (309kW)	1/94-12/95			F		22-0586-0		Mer	Th 28,0	
27.463 Eng.D2876LF02 (338kW)	1/94-			F		22-0586-0		Mer	Th 28,0	
27.603 Eng.D2840LF20 (441kW)	1/96-			F		22-0586-0		Mer	Th 28,0	
33.323 Eng.D2865LF23 (235kW)	1/94-12/95			F		22-0586-0		Mer	Th 28,0	
33.343 Eng.D2865LF21 (250kW)	1/94-			F		22-0586-0		Mer	Th 28,0	
33.373 Eng.D2866LF21 (272kW)	1/94-12/95			F		22-0586-0		Mer	Th 28,0	
33.403 Eng.D2866LF20 (294kW)	1/94-			F		22-0586-0		Mer	Th 28,0	
33.423 Eng.D2866LF22 (309kW)	1/94-12/95			F		22-0586-0		Mer	Th 28,0	
33.463 Eng.D2876LF02 (338kW)	1/94-			F		22-0586-0		Mer	Th 28,0	
33.603 Eng.D2840LF20 (441kW)	6/96-			F		22-0586-0		Mer	Th 28,0	
40.463 Eng.D2876LF01 (338kW)	1/94-			F		22-0586-0		Mer	Th 28,0	
<b>F 90 1/87-6/96</b>										
19.502 Eng.D2840LF01 (368kW)	2/90-6/96			F		22-0586-0		Mer	Th 28,0	
19.502 Eng.D2840LF04 (368kW)	2/90-6/96			F		22-0586-0		Mer	Th 28,0	
19.502 Eng.D2840LF06 (368kW)	2/90-6/96			F		22-0586-0		Mer	Th 28,0	
24.502 Eng.D2840LF01 (368kW)	2/90-12/90			F		22-0586-0		Mer	Th 28,0	
25.502 Eng.D2840LF01 (368kW)	9/90-12/92			F		22-0586-0		Mer	Th 28,0	
25.502 Eng.D2840LF04 (368kW)	9/90-12/92			F		22-0586-0		Mer	Th 28,0	
26.502 Eng.D2840LF01 (368kW)	2/90-6/96			F		22-0586-0		Mer	Th 28,0	
26.502 Eng.D2840LF04 (368kW)	2/90-6/96			F		22-0586-0		Mer	Th 28,0	
26.502 Eng.D2840LF06 (368kW)	2/90-6/96			F		22-0586-0		Mer	Th 28,0	
33.502 Eng.D2840LF01 (368kW)	9/91-6/96			F		22-0586-0		Mer	Th 28,0	
33.502 Eng.D2840LF04 (368kW)	9/91-6/96			F		22-0586-0		Mer	Th 28,0	
33.502 Eng.D2840LF06 (368kW)	9/91-6/96			F		22-0586-0		Mer	Th 28,0	
<b>Hocl 1/96-</b>										
11.220 Eng.DO826LOH15 (162kW)	1/96-			F/R		22-0584-0		Knorr	Th 30,0	
14.280 Eng.DO836LOH02 (206kW)	1/96-			F/R		22-0584-0		Knorr	Th 30,0	
<b>L 2000 10/93-</b>										
10.153 Eng.D0824LFL01/5 (114kW)	-96			F		22-0271-0		Perr.	Th 22,0	
10.163 Eng.D0824LFL02/6/9 (114-118kW)	-96			F		22-0271-0		Perr.	Th 22,0	
	96-			F/R		22-0582-0		Wab	Th 26,0	
10.185 Eng.D0834LFL03 (132kW)	9/00-			F/R		22-0582-0		Wab	Th 26,0	
10.223 Eng.D0826LFL02/6 (162-169kW)	-96			F		22-0271-0		Perr.	Th 22,0	
10.224 Eng.D0826LFL03 (162kW)	-96			F		22-0271-0		Perr.	Th 22,0	
	96-			F/R		22-0582-0		Wab	Th 26,0	
10.225 Eng.D0836LFL02 (162-206kW)	9/00-			F/R		22-0582-0		Wab	Th 26,0	
12.185 Eng.D0834LFL03 (132kW)	9/99-			F/R		22-0582-0		Wab	Th 26,0	
12.225 Eng.D0836LFL02 (162-206kW)	9/99-			F/R		22-0582-0		Wab	Th 26,0	
8.103 Eng.D0824FL01 (75kW)	-96			F		22-0271-0		Perr.	Th 22,0	
8.113 Eng.D0824LFL04 (81kW)	-96			F		22-0271-0		Perr.	Th 22,0	
	96-			F/R		22-0582-0		Wab	Th 26,0	
8.113 Eng.D0824LFL08 (83kW)	96-			F/R		22-0582-0		Wab	Th 26,0	
8.145 Eng.D0834LFL02 (103kW)	9/00-			F/R		22-0582-0		Wab	Th 26,0	
8.153 Eng.D0824LFL01/5 (114kW)	-96			F		22-0271-0		Perr.	Th 22,0	
8.163 Eng.D0824LFL02/6/9 (114-118kW)	-96			F		22-0271-0		Perr.	Th 22,0	
	96-			F/R		22-0582-0		Wab	Th 26,0	
8.163 Eng.D0824LFL07 (104kW)	-96			F		22-0271-0		Perr.	Th 22,0	
	96-			F/R		22-0582-0		Wab	Th 26,0	
8.185 Eng.D0834LFL03 (132kW)	9/00-			F/R		22-0582-0		Wab	Th 26,0	
8.223 Eng.D0826LFL02/6 (162-169kW)	-96			F		22-0271-0		Perr.	Th 22,0	
8.224 Eng.D0826LFL03 (162kW)	-96			F		22-0271-0		Perr.	Th 22,0	
	96-			F/R		22-0582-0		Wab	Th 26,0	
8.225 Eng.D0826LFL10 (162kW)	9/00-			F/R		22-0582-0		Wab	Th 26,0	
8.225 Eng.D0836LFL02 (162-206kW)	9/00-			F/R		22-0582-0		Wab	Th 26,0	
9.145 Eng.D0834LFL02 (103kW)	9/00-			F/R		22-0582-0		Wab	Th 26,0	
9.153 Eng.D0824LFL01/5 (114kW)	-96			F		22-0271-0		Perr.	Th 22,0	
9.163 Eng.D0824LFL02/6/9 (114-118kW)	-96			F		22-0271-0		Perr.	Th 22,0	
	96-			F/R		22-0582-0		Wab	Th 26,0	
9.163 Eng.D0824LFL07 (104kW)	-96			F		22-0271-0		Perr.	Th 22,0	
	96-			F/R		22-0582-0		Wab	Th 26,0	

		Spare Parts	F/R	L/R	METELLI ref.	METELLI ref. w/KIT		DIMENSIONS mm.	NOTE
9.185 Eng.D0834LFL03 (132kW)	9/00-	☞	F/R		22-0582-0		Wab	Th 26,0	
9.223 Eng.D0826LFL02/6 (162kW)	-96	☞	F		22-0271-0		Perr.	Th 22,0	
9.224 Eng.D0826LFL03 (162kW)	-96	☞	F		22-0271-0		Perr.	Th 22,0	
	96-	☞	F/R		22-0582-0		Wab	Th 26,0	
9.225 Eng.D0836LFL02 (162-206kW)	9/00-	☞	F/R		22-0582-0		Wab	Th 26,0	
<b>LION'S COACH 9/95-</b>									
FRH 352,RH 353 Eng.D2866LOH26 (257kW)	9/95-	☞	F		22-0586-0		Mer	Th 28,0	
FRH 402,RH 403 Eng.D2866LOH23 (294kW)	9/95-	☞	F		22-0586-0		Mer	Th 28,0	
RH 403 Eng.D2866LOH23 (294kW)	9/98-	☞	F		22-0586-0		Mer	Th 28,0	
RH 413 Eng.D2866LOH29 (301kW)	1/00-	☞	F		22-0586-0		Mer	Th 28,0	
RH 463, RHC 464 Eng.D2876LOH03/02 (338kW)	1/00-	☞	F		22-0586-0		Mer	Th 28,0	
RHC 414 Eng.D2866LOH34 (301kW)	6/02-	☞	F		22-0586-0		Mer	Th 28,0	
<b>LION'S STAR 1/93-</b>									
FRH 352,RH 353 Eng.D2866LOH26 (257kW)	9/95-	☞	F		22-0586-0		Mer	Th 28,0	
FRH 402,RH 403 Eng.D2866LOH23 (294kW)	9/95-	☞	F		22-0586-0		Mer	Th 28,0	
FRH 422 Eng.D2866LOH20 (309kW)	1/93-9/96	☞	F		22-0586-0		Mer	Th 28,0	
RH 414, RHS 414 Eng.D2866LOH39/34 (301kW)	1/00-	☞	F		22-0586-0		Mer	Th 28,0	
RH 464, RHS 464 Eng.D2876LOH03 (338kW)	3/00-	☞	F		22-0586-0		Mer	Th 28,0	
<b>LIONS COMFORT 9/96-</b>									
RN 313 Eng.D2866LUH20 (228kW)	9/96-	☞	F		22-0586-0		Mer	Th 28,0	
RN 313 Eng.D2866LUH26 (228kW)	9/96-	☞	F		22-0586-0		Mer	Th 28,0	
RN 353 Eng.D2866LUH21 (257kW)	6/97-	☞	F		22-0586-0		Mer	Th 28,0	
<b>M 2000 L 8/95-</b>									
12.163 Eng.D0824LFL06 (114kW)	8/95-	☞	F/R		22-0582-0		Wab	Th 26,0	
12.163 Eng.D0824LFL09 (114kW)	8/95-	☞	F/R		22-0582-0		Wab	Th 26,0	
12.224 Eng.D0826LFL03 (162kW)	8/95-	☞	F/R		22-0582-0		Wab	Th 26,0	
12.224 Eng.D0826LFL10 (162kW)	8/95-	☞	F/R		22-0582-0		Wab	Th 26,0	
14.163 Eng.D0824LFL06 (114kW)	8/95-	☞	F/R		22-0584-0		Knorr	Th 30,0	
14.163 Eng.D0824LFL09 (114kW)	8/95-	☞	F/R		22-0584-0		Knorr	Th 30,0	
14.224 Eng.D0826LFL03 (162kW)	8/95-	☞	F/R		22-0584-0		Knorr	Th 30,0	
14.224 Eng.D0826LFL10 (162kW)	8/95-	☞	F/R		22-0584-0		Knorr	Th 30,0	
14.225 Eng.D0836LFL02 (162kW)	9/00-	☞	F/R		22-0584-0		Knorr	Th 30,0	
14.255 Eng.D0836LFL05 (180kW)	9/00-	☞	F/R		22-0584-0		Knorr	Th 30,0	
14.264 Eng.D0826LFL09 (191kW)	8/95-	☞	F/R		22-0584-0		Knorr	Th 30,0	
14.284 Eng.D0836LF01 (206kW)	6/98-	☞	F/R		22-0584-0		Knorr	Th 30,0	
14.285 Eng.D0836LFL03 (206kW)	9/00-	☞	F/R		22-0584-0		Knorr	Th 30,0	
15.163 Eng.D0824LFL06 (114kW)	8/95-	☞	F		22-0586-0		Mer	Th 28,0	
15.163 Eng.D0824LFL09 (114kW)	8/95-	☞	F		22-0586-0		Mer	Th 28,0	
15.224 Eng.D0826LFL03 (162kW)	8/95-	☞	F		22-0586-0		Mer	Th 28,0	
15.224 Eng.D0826LFL10 (162kW)	8/95-	☞	F		22-0586-0		Mer	Th 28,0	
15.225 Eng.D0836LFL02 (162kW)	9/99-	☞	F		22-0586-0		Mer	Th 28,0	
15.255 Eng.D0836LFL05 (180kW)	9/99-	☞	F		22-0586-0		Mer	Th 28,0	
15.264 Eng.D0826LFL09 (191kW)	8/95-	☞	F		22-0586-0		Mer	Th 28,0	
15.284 Eng.D0836LF01 (206kW)	6/98-	☞	F		22-0586-0		Mer	Th 28,0	
15.285 Eng.D0836LFL03 (206kW)	9/99-	☞	F		22-0586-0		Mer	Th 28,0	
18.224 Eng.D0826LFL03 (162kW)	8/95-	☞	F		22-0586-0		Mer	Th 28,0	
18.255 Eng.D0836LFL05 (180kW)	9/99-	☞	F		22-0586-0		Mer	Th 28,0	
18.264 Eng.D0826LFL09 (191kW)	8/95-	☞	F		22-0586-0		Mer	Th 28,0	
18.284 Eng.D0836LF01 (206kW)	6/98-	☞	F		22-0586-0		Mer	Th 28,0	
18.285 Eng.D0836LFL03 (206kW)	9/99-	☞	F		22-0586-0		Mer	Th 28,0	
<b>M 2000 M 8/95-</b>									
25.224 Eng.D0826LF15 (162kW)	8/95-	☞	F		22-0586-0		Mer	Th 28,0	
25.224 Eng.D0826LF18 (162kW)	8/95-	☞	F		22-0586-0		Mer	Th 28,0	
25.264 Eng.D0826LF17 (191kW)	8/95-	☞	F		22-0586-0		Mer	Th 28,0	
<b>NL 9/89-</b>									
NL 262/263 Eng.D2866LUH22 (191kW)	7/98-	☞	F		22-0586-0		Mer	Th 28,0	
NL 313 Eng.D2866LUH26 (228kW)	7/98-	☞	F		22-0586-0		Mer	Th 28,0	




				Spare Parts	F/R	L/R	METELLI ref.	METELLI ref. w/KIT		DIMENSIONS mm.	NOTE
<b>SG 1/69-12/98</b>											
SG 192 Eng.D0846HM2/ HMY (93-118kW)		1/69-12/73	€		F		22-0271-0		Perr.	Th 22,0	
<b>TGA 4/00-</b>											
18.310 Eng.D2866LF36/26 (228kW)		-01	€		F/R		22-0586-0		Mer	Th 28,0	
		01-			F/R		22-0587-0		Mer	Th 30,0	
18.310, 18.320 Eng.D2066LF04 (228kW)		04-	€		F/R		22-0587-0		Mer	Th 30,0	
		5/04-			F/R		22-0585-0		Knorr	Th 30,0	Euro 3
18.310, 18.320 Eng.D2066LF14 (228-235kW)		04-	€		F/R		22-0587-0		Mer	Th 30,0	
		5/04-			F/R		22-0585-0		Knorr	Th 30,0	Euro 3
18.310, 18.320 Eng.D2066LF35 (228-235kW)		04-	€		F/R		22-0587-0		Mer	Th 30,0	
		5/04-			F/R		22-0585-0		Knorr	Th 30,0	Euro 3
18.360 Eng.D2866LF37/27 (265-176kW)		-01	€		F/R		22-0586-0		Mer	Th 28,0	
		01-			F/R		22-0587-0		Mer	Th 30,0	
		12/00-			F/R		22-0585-0		Knorr	Th 30,0	Euro 3
18.410 Eng.D2866LF28 (301kW)		-01	€		F/R		22-0586-0		Mer	Th 28,0	
		01-			F/R		22-0587-0		Mer	Th 30,0	
		4/00-			F/R		22-0585-0		Knorr	Th 30,0	Euro 3
18.410 Eng.D2866LF32 (301kW)		-01	€		F/R		22-0586-0		Mer	Th 28,0	
		01-			F/R		22-0587-0		Mer	Th 30,0	
		4/00-			F/R		22-0585-0		Knorr	Th 30,0	Euro 3
18.460 Eng.D2876LF04 (338kW)		-01	€		F/R		22-0586-0		Mer	Th 28,0	
		01-			F/R		22-0587-0		Mer	Th 30,0	
		4/00-			F/R		22-0585-0		Knorr	Th 30,0	Euro 3
18.460 Eng.D2876LF07 (338kW)		-01	€		F/R		22-0586-0		Mer	Th 28,0	
		01-			F/R		22-0587-0		Mer	Th 30,0	
		4/00-			F/R		22-0585-0		Knorr	Th 30,0	Euro 3
18.480 Eng.D2876LF01 (353kW)		4/06-	€		F/R		22-0585-0		Knorr	Th 30,0	Euro 3
18.480 Eng.D2876LF12 (353kW)		02-	€		F/R		22-0587-0		Mer	Th 30,0	
		9/02-			F/R		22-0585-0		Knorr	Th 30,0	Euro 3
18.510 Eng.D2876LF05 (375kW)		-01	€		F/R		22-0586-0		Mer	Th 28,0	
		01-			F/R		22-0587-0		Mer	Th 30,0	
		4/00-			F/R		22-0585-0		Knorr	Th 30,0	Euro 3
18.530 Eng.D2876LF13 (390kW)		02-	€		F/R		22-0587-0		Mer	Th 30,0	
		9/02-			F/R		22-0585-0		Knorr	Th 30,0	Euro 3
26.310 Eng.D2866LF36/26 (228kW)		-01	€		F/R		22-0586-0		Mer	Th 28,0	
		01-			F/R		22-0587-0		Mer	Th 30,0	
		9/00-			F/R		22-0585-0		Knorr	Th 30,0	Euro 3
26.310, 26.320 Eng.D2066LF04 (228-235kW)		5/04-	€		F/R		22-0585-0		Knorr	Th 30,0	Euro 3
26.310, 26.320 Eng.D2066LF35 (228-235kW)		5/04-	€		F/R		22-0585-0		Knorr	Th 30,0	Euro 3
26.330 Eng.D0836LF44 (240kW)		11/02-	€		F/R		22-0585-0		Knorr	Th 30,0	Euro 3
26.360 Eng.D2866LF27 (265-176kW)		1/01-	€		F/R		22-0585-0		Knorr	Th 30,0	Euro 3
26.360 Eng.D2866LF37 (265-176kW)		-01	€		F/R		22-0586-0		Mer	Th 28,0	
		01-			F/R		22-0587-0		Mer	Th 30,0	
		9/00-			F/R		22-0585-0		Knorr	Th 30,0	Euro 3
26.410 Eng.D2866LF28 (301kW)		-01	€		F/R		22-0586-0		Mer	Th 28,0	
		01-			F/R		22-0587-0		Mer	Th 30,0	
		4/00-			F/R		22-0585-0		Knorr	Th 30,0	Euro 3
26.410 Eng.D2866LF32 (301kW)		02-	€		F/R		22-0587-0		Mer	Th 30,0	
		2/02-			F/R		22-0585-0		Knorr	Th 30,0	Euro 3
26.460 Eng.D2876LF04 (338kW)		01-	€		F/R		22-0586-0		Mer	Th 28,0	
		01-			F/R		22-0587-0		Mer	Th 30,0	
		1/01-			F/R		22-0585-0		Knorr	Th 30,0	Euro 3
26.460 Eng.D2876LF07 (338kW)		-01	€		F/R		22-0586-0		Mer	Th 28,0	
		01-			F/R		22-0587-0		Mer	Th 30,0	
		1/01-			F/R		22-0585-0		Knorr	Th 30,0	Euro 3
26.480 Eng.D2876LF12 (353kW)		02-	€		F/R		22-0587-0		Mer	Th 30,0	
		9/02-			F/R		22-0585-0		Knorr	Th 30,0	Euro 3
26.510 Eng.D2876LF05 (375kW)		-01	€		F/R		22-0586-0		Mer	Th 28,0	
		01-			F/R		22-0587-0		Mer	Th 30,0	
		12/00-			F/R		22-0585-0		Knorr	Th 30,0	Euro 3
26.530 Eng.D2876LF13 (390kW)		-01	€		F/R		22-0586-0		Mer	Th 28,0	
		01-			F/R		22-0587-0		Mer	Th 30,0	
		1/01-			F/R		22-0585-0		Knorr	Th 30,0	Euro 3

		Spare Parts	F/R	L/R	METELLI ref.	METELLI ref. w/KIT		DIMENSIONS mm.	NOTE
33.350, 33.360 Eng.D2066LF03 (257-265kW)	6/05-	☺	F/R		22-0585-0		Knorr	Th 30,0	Euro 3
33.350, 33.360 Eng.D2066LF13 (257-265kW)	6/05-	☺	F/R		22-0585-0		Knorr	Th 30,0	Euro 3
33.350, 33.360 Eng.D2066LF33 (257-265kW)	6/05-	☺	F/R		22-0585-0		Knorr	Th 30,0	Euro 3
33.360 Eng.D2866LF27 (265-176kW)	-01		F/R		22-0586-0		Mer	Th 28,0	
	01-	☺	F/R		22-0587-0		Mer	Th 30,0	
	10/00-		F/R		22-0585-0		Knorr	Th 30,0	Euro 3
33.410 Eng.D2866LF28 (301kW)	02-	☺	F/R		22-0587-0		Mer	Th 30,0	
	9/02-		F/R		22-0585-0		Knorr	Th 30,0	Euro 3
33.410 Eng.D2866LF32 (301kW)	10/00-	☺	F/R		22-0585-0		Knorr	Th 30,0	Euro 3
33.460 Eng.D2876LF04 (338kW)	02-	☺	F/R		22-0587-0		Mer	Th 30,0	
	9/02-		F/R		22-0585-0		Knorr	Th 30,0	Euro 3
33.460 Eng.D2876LF07 (338kW)	9/02-	☺	F/R		22-0585-0		Knorr	Th 30,0	Euro 3
33.480 Eng.D2876LF12 (353kW)	02-	☺	F/R		22-0587-0		Mer	Th 30,0	
33.510 Eng.D2876LF05 (375kW)	9/02-	☺	F/R		22-0585-0		Knorr	Th 30,0	Euro 3
	02-		F/R		22-0587-0		Mer	Th 30,0	
33.530 Eng.D2876LF13 (390kW)	9/02-	☺	F/R		22-0585-0		Knorr	Th 30,0	Euro 3
	02-		F/R		22-0587-0		Mer	Th 30,0	
41.530 Eng.D2876LF13 (390kW)	-03	☺	F/R		22-0587-0		Mer	Th 30,0	
	03-		F/R		22-0585-0		Knorr	Th 30,0	
41.660 Eng.D2840LF25 (485kW)	-03	☺	F/R		22-0587-0		Mer	Th 30,0	
	03-		F/R		22-0585-0		Knorr	Th 30,0	
<b>TGL 4/05-</b>									
10.180 Eng.D0834LFL41 (132kW)	4/05-	☺	F/R		22-0583-0		Knorr	Th 27,0	
10.210 Eng.D0834LFL42 (151kW)	4/05-	☺	F/R		22-0583-0		Knorr	Th 27,0	
10.240 Eng.D0836LFL40 (176kW)	4/05-	☺	F/R		22-0583-0		Knorr	Th 27,0	
12.180 Eng.D0834LFL41 (132kW)	4/05-	☺	F/R		22-0583-0		Knorr	Th 27,0	
12.210 Eng.D0834LFL42 (151kW)	4/05-	☺	F/R		22-0583-0		Knorr	Th 27,0	
12.240 Eng.D0836LFL40 (176kW)	4/05-	☺	F/R		22-0583-0		Knorr	Th 27,0	
7.150 Eng.D0834LFL40 (110kW)	4/05-	☺	F/R		22-0583-0		Knorr	Th 27,0	
7.180 Eng.D0834LFL41 (132kW)	4/05-	☺	F/R		22-0583-0		Knorr	Th 27,0	
8.180 Eng.D0834LFL41 (132kW)	4/05-	☺	F/R		22-0583-0		Knorr	Th 27,0	
8.210 Eng.D0834LFL42 (151kW)	4/05-	☺	F/R		22-0583-0		Knorr	Th 27,0	
8.240 Eng.D0836LFL40 (176kW)	4/05-	☺	F/R		22-0583-0		Knorr	Th 27,0	
<b>TGM 10/05-</b>									
12.240 Eng.D0836LFL50 (176kW)	10/05-	☺	F/R		22-0584-0		Knorr	Th 30,0	
12.280 Eng.D0836LFL51 (206kW)	10/05-	☺	F/R		22-0584-0		Knorr	Th 30,0	
13.240 Eng.D0836LFL40 (176kW)	4/06-	☺	F/R		22-0584-0		Knorr	Th 30,0	
13.240 Eng.D0836LFL50 (176kW)	4/06-	☺	F/R		22-0584-0		Knorr	Th 30,0	
13.280 Eng.D0836LFL51 (206kW)	4/06-	☺	F/R		22-0584-0		Knorr	Th 30,0	
15.240 Eng.D0836LFL50 (176kW)	10/05-	☺	F/R		22-0584-0		Knorr	Th 30,0	
15.280 Eng.D0836LFL51 (206kW)	10/05-	☺	F/R		22-0584-0		Knorr	Th 30,0	
18.240 Eng.D0836LFL40 (176kW)	10/05-	☺	F/R		22-0585-0		Knorr	Th 30,0	
18.280 Eng.D0836LFL41 (206kW)	10/05-	☺	F/R		22-0585-0		Knorr	Th 30,0	
18.330 Eng.D0836LFL44 (240kW)	10/05-	☺	F/R		22-0585-0		Knorr	Th 30,0	
18.330 Eng.D0836LFL52 (240kW)	10/05-	☺	F/R		22-0585-0		Knorr	Th 30,0	
26.280 Eng.D0836LFL51 (206kW)	4/06-	☺	F/R		22-0585-0		Knorr	Th 30,0	
26.330 Eng.D0836LFL52 (240kW)	4/06-	☺	F/R		22-0585-0		Knorr	Th 30,0	
<b>TGS 10/07-</b>									
18.320 Eng.D2066LF28 (235kW)	10/07-	☺	F/R		22-0585-0		Knorr	Th 30,0	
18.320 Eng.D2066LF39 (235kW)	10/07-	☺	F/R		22-0585-0		Knorr	Th 30,0	
18.360 Eng.D2066LF27 (265kW)	10/07-	☺	F/R		22-0585-0		Knorr	Th 30,0	
18.360 Eng.D2066LF38 (265kW)	10/07-	☺	F/R		22-0585-0		Knorr	Th 30,0	
18.400 Eng.D2066LF26 (294kW)	10/07-	☺	F/R		22-0585-0		Knorr	Th 30,0	
18.440 Eng.D2066LF25 (324kW)	10/07-	☺	F/R		22-0585-0		Knorr	Th 30,0	
18.480 Eng.D2676LF05 (353kW)	10/07-	☺	F/R		22-0585-0		Knorr	Th 30,0	
18.480 Eng.D2676LF14 (353kW)	10/07-	☺	F/R		22-0585-0		Knorr	Th 30,0	
18.540 Eng.D2676LF13 (397kW)	10/07-	☺	F/R		22-0585-0		Knorr	Th 30,0	
<b>TGX 10/07-</b>									
18.360 Eng.D2066LF38 (265kW)	10/07-	☺	F/R		22-0585-0		Knorr	Th 30,0	
18.400 Eng.D2066LF26 (294kW)	10/07-	☺	F/R		22-0585-0		Knorr	Th 30,0	
18.440 Eng.D2066LF25 (324kW)	10/07-	☺	F/R		22-0585-0		Knorr	Th 30,0	
18.480 Eng.D2676LF14 (353kW)	10/07-	☺	F/R		22-0585-0		Knorr	Th 30,0	









		Spare Parts	F/R	L/R	METELLI ref.	METELLI ref. w/KIT		DIMENSIONS mm.	NOTE
18.540 Eng.D2676LF13 (397kW)	10/07-		F/R		22-0585-0		Knorr	Th 30,0	
26.360 Eng.D2066LF38 (265kW)	10/07-		F/R		22-0585-0		Knorr	Th 30,0	
26.440 Eng.D2066LF25 (324kW)	10/07-		F/R		22-0585-0		Knorr	Th 30,0	
26.440 Eng.D2066LF36 (324kW)	10/07-		F/R		22-0585-0		Knorr	Th 30,0	
26.480 Eng.D2676LF05 (353kW)	10/07-		F/R		22-0585-0		Knorr	Th 30,0	
26.480 Eng.D2676LF14 (353kW)	10/07-		F/R		22-0585-0		Knorr	Th 30,0	
26.540 Eng.D2676LF13 (397kW)	10/07-		F/R		22-0585-0		Knorr	Th 30,0	

























## MARUTI

<b>Gipsy 4/88-8/98</b>									
1.0 Eng.F10A (33kW)	4/88-8/98		R		53-0380		Sum	180,0x30	Hand Brake
<b>Udyog 1/90-12/94</b>									
0.8 Eng.F8B (26kW)	1/90-12/94		F		22-0087-0		Sum	Th 15,5	
	1/90-12/94		R		53-0380		Sum	180,0x30	Hand Brake

















































## MASERATI

<b>228 12/86-12/90</b>									
2.8 Eng.473 (182-184kW)	12/86-12/90		F		22-0091-1		Ate	Th 19,5	
	12/86-12/90		R		22-0003-0		Ate	Th 15,0	
<b>420 1/85-12/94</b>									
2.0 Eng.45211 (136kW)	1/85-12/88		F		22-0091-1		Ate	Th 19,5	
	1/85-12/88		R		22-0003-0		Ate	Th 15,0	
2.0 Eng.470 (138kW)	1/87-12/88		F		22-0091-1		Ate	Th 19,5	
	1/87-12/88		R		22-0003-0		Ate	Th 15,0	
2.8 Eng.473 (182kW)	2/88-12/94		F		22-0091-1		Ate	Th 19,5	
	2/88-12/94		R		22-0003-0		Ate	Th 15,0	
<b>Ghibli II 5/92-9/94</b>									
2.0 (236kW)	5/92-9/94		R		22-0003-0		Ate	Th 15,0	
<b>Quattroporte II 3/94-12/04</b>									
3.2 V8 32V Eng.AM578 (247kW)	1/08-		R		22-0013-1		Bre	Th 16,5	
































































## MAZDA

<b>1000 1/75-1/77</b>									
1.0 Eng.PC (33kW)	1/75-1/77		F		53-0198		Sum	200,0x33	Hand Brake
<b>121 I (DA) 10/87-10/90</b>									
1.1 (40kW)	4/89-10/90		R		53-0206		Ake	170,0x25	
1.1 Eng.B1/ B116 (42kW)	10/87-10/90		R		53-0206		Ake	170,0x25	
	87-90		R		18-0274			Ø 170,0	
1.3 Eng.B3 (40-44kW)	10/87-10/90		F		22-0370-0		Sum	Th 14,0	
	10/87-10/90		R		53-0206		Ake	170,0x25	
	87-90		R		18-0274			Ø 170,0	
<b>121 II (DB) 11/90-3/96</b>									
1.1 Eng.B1 (40kW)	11/90-10/93		R		53-0206		Ake	170,0x25	
	11/90-10/93		R		53-0211		Ake	180,0x31	Hand Brake
1.3 Eng.B3 (39kW)	90-96		F		23-0276			Ø 234,7 Th 18,0-16,0	Vent., A/T
	90-96		F		23-0620			Ø 235,0 Th 12,0-10,0	M/T
	11/90-3/96		R		53-0206		Ake	170,0x25	
	11/90-3/96		R		53-0211		Ake	180,0x31	Hand Brake
	91-95		R		18-0274			Ø 170,0	
1.3 16v Eng.B3(16v) (40-53-54kW)	11/90-3/96		F		22-0196-0		Sum	Th 15,0	
	90-96		F		23-0276			Ø 234,7 Th 18,0-16,0	Vent., A/T
	90-96		F		23-0620			Ø 235,0 Th 12,0-10,0	M/T
	11/90-3/96		R		53-0206		Ake	170,0x25	
	91-95		R		18-0274			Ø 170,0	
<b>121 III (JASM, JBSM) 3/96-</b>									
1.25 Eng.DHF/ DHG (55kW)	3/96-		F		22-0088-0		Ate	Th 17,5	
	3/96-		F		22-0093-0		Ate	Th 18,0	Vent.
	96-		F		23-0377			Ø 239,5 Th 12,0-10,0	
	96-		F		23-0169			Ø 239,7 Th 20,0-18,0	Vent.
	3/96-		R		53-0128		Luc	180,0x32	Hand Brake
	96-		R		18-0294	18-0294K		Ø 180,0	
	96-		R		51-0151		Ap	Ø 19,05 180,0x29	RAD, -ABS
	96-		R		51-0192		Luc	Ø 17,78 180,0x32	LOS
1.3 Eng.J4C (37-44kW)	3/96-		F		22-0088-0		Ate	Th 17,5	
	3/96-		F		22-0093-0		Ate	Th 18,0	Vent.
	96-		F		23-0377			Ø 239,5 Th 12,0-10,0	
	96-		F		23-0169			Ø 239,7 Th 20,0-18,0	Vent.








































			SPARE PARTS	F/R	L/R	METELLI ref.	METELLI ref. w/KIT		DIMENSIONS mm.	NOTE
1.3 Eng.J4C (37-44kW)	3/96-		R			53-0128		Luc	180,0x32	Hand Brake
	96-		R			18-0294	18-0294K		Ø 180,0	
	96-		R			51-0151		Ap	Ø 19,05 180,0x29	RAD, -ABS
	96-		R			51-0192		Luc	Ø 17,78 180,0x32	LOS
1.8 D Eng.RTK/ RTJ (44kW)	3/96-		F			22-0088-0		Ate	Th 17,5	
	3/96-		F			22-0093-0		Ate	Th 18,0	Vent.
	96-		F			23-0377			Ø 239,5 Th 12,0-10,0	
	96-		F			23-0169			Ø 239,7 Th 20,0-18,0	Vent.
	3/96-		R			53-0128		Luc	180,0x32	Hand Brake
	96-		R			18-0294	18-0294K		Ø 180,0	
	96-		R			51-0151		Ap	Ø 19,05 180,0x29	RAD, -ABS
96-		R			51-0192		Luc	Ø 17,78 180,0x32	LOS	
<b>1300 1/75-1/77</b>										
1.3 Eng.TC (44kW)	1/75-1/77		F			53-0198		Sum	200,0x33	Hand Brake
<b>2 I (DY) 4/03-7/07</b>										
1.25 Eng.FUJA (55kW)	4/03-		F			22-0316-0		Ate	Th 18,5	
	4/03-		F			23-0476			Ø 258,0 Th 22,0-20,0	Vent.
	4/03-7/07		R			53-0136		Ap	203,2x38	Hand Brake
	03-		R			51-0153		Ap	Ø 19,05 203,0x39	
1.4 Eng.FXJA (59kW)	4/03-		F			22-0316-0		Ate	Th 18,5	
	4/03-		F			23-0476			Ø 258,0 Th 22,0-20,0	Vent.
	4/03-7/07		R			53-0136		Ap	203,2x38	Hand Brake
	03-		R			51-0153		Ap	Ø 19,05 203,0x39	
1.4 TD Eng.F6JA/ F6JB (50kW)	4/03-		F			22-0316-0		Ate	Th 18,5	
	4/03-		F			23-0476			Ø 258,0 Th 22,0-20,0	Vent.
	4/03-7/07		R			53-0136		Ap	203,2x38	Hand Brake
	03-		R			51-0153		Ap	Ø 19,05 203,0x39	
1.6 Eng.FYJA (74kW)	4/03-		F			22-0316-0		Ate	Th 18,5	
	4/03-		F			23-0476			Ø 258,0 Th 22,0-20,0	Vent.
	4/03-7/07		R			53-0136		Ap	203,2x38	Hand Brake
	03-		R			51-0153		Ap	Ø 19,05 203,0x39	
<b>2 II 8/07-</b>										
1.3 16v Eng.ZJ06 (55kW)	8/07-		F			22-0793-0		Sum	Th 16,5	
	07-		F			23-0983			Ø 258,0 Th 23,0-21,0	Vent.
	8/07-		R			53-0148		Luc	200,0x32	Hand Brake
1.3 16v Eng.ZJ07 (63kW)	8/07-		F			22-0793-0		Sum	Th 16,5	
	07-		F			23-0983			Ø 258,0 Th 23,0-21,0	Vent.
	8/07-		R			53-0148		Luc	200,0x32	Hand Brake
1.4 TD Eng.Y404 (50kW)	4/08-		F			22-0793-0		Sum	Th 16,5	
	08-		F			23-0983			Ø 258,0 Th 23,0-21,0	Vent.
	4/08-		R			53-0148		Luc	200,0x32	Hand Brake
1.5 16v Eng.ZY05 (76kW)	8/07-		F			22-0793-0		Sum	Th 16,5	
	07-		F			23-0983			Ø 258,0 Th 23,0-21,0	Vent.
	8/07-		R			53-0148		Luc	200,0x32	Hand Brake
1.6 TD (66kW)	09-		F			22-0793-0		Sum	Th 16,5	
	3/09-		R			53-0148		Luc	200,0x32	Hand Brake
<b>3 I (BK) 10/03-4/09</b>										
1.3 Eng.ZJ (62kW)	03-		F			23-0729			Ø 278,0 Th 25,0-23,0	Vent., +ABS
	03-		R			23-0738			Ø 265,0 Th 11,0-9,0	
1.4 Eng.FXJA (59kW)	2/04-		F			22-0534-0		Ate	Th 18,0	
	2/04-		R			22-0337-1		Ate	Th 16,5	
	04-		F			23-0729			Ø 278,0 Th 25,0-23,0	Vent., +ABS
	04-		R			23-0738			Ø 265,0 Th 11,0-9,0	
1.6 Eng.Z6 (77kW)	10/03-		F			22-0534-0		Ate	Th 18,0	
	10/03-		R			22-0337-1		Ate	Th 16,5	
	03-		F			23-0729			Ø 278,0 Th 25,0-23,0	Vent., +ABS
	03-		R			23-0738			Ø 265,0 Th 11,0-9,0	
1.6 Di T. Eng.Y601 (80kW)	6/04-		F			22-0534-0		Ate	Th 18,0	
	6/04-		R			22-0337-1		Ate	Th 16,5	
	04-		F			23-0729			Ø 278,0 Th 25,0-23,0	Vent., +ABS
	04-		R			23-0738			Ø 265,0 Th 11,0-9,0	
1.6 TD 16v Eng.MZ-CD 1.6i (66kW)	06-09		F			22-0534-0		Ate	Th 18,0	
	06-09		R			22-0337-1		Ate	Th 16,5	
	06-09					23-0729			Ø 278,0 Th 25,0-23,0	Vent.
2.0 Eng.LF50 (110kW)	10/03-		F			22-0534-0		Ate	Th 18,0	
	10/03-		R			22-0337-1		Ate	Th 16,5	






































































		Spare Parts	F/R	L/R	METELLI ref.	METELLI ref. w/KIT		DIMENSIONS mm.	NOTE
2.0 TD Eng.RF7J (105kW)	07-		F		<b>22-0534-0</b>		Ate	Th 18,0	
	07-		R		<b>22-0337-1</b>		Ate	Th 16,5	
	07-		F		<b>23-0729</b>			Ø 278,0 Th 25,0-23,0	Vent.
2.3 16v MPS Eng.L3N9 (191kW)	12/06-		F		<b>22-0805-0</b>		Ate	Th 19,0	
	12/06-		R		<b>22-0337-1</b>		Ate	Th 16,5	
<b>323 I (FA), SW 1/77-5/86</b>									
1.0 Eng.PB	1/67-1/79		F		<b>22-0300-0</b>		Bdx	Th 14,0	
	1/77-1/79		F		<b>53-0198</b>		Sum	200,0x33	Hand Brake
1.0 (Exc. SW) Eng.PC (33kW)	6/77-5/80		F		<b>22-0300-0</b>		Bdx	Th 14,0	
			F		<b>53-0198</b>		Sum	200,0x33	Hand Brake
1.2 Eng.TB	1/68-12/74		R		<b>53-0198</b>		Sum	200,0x33	Hand Brake
1.3 Eng.TC (44kW)	1/77-5/86 -80		F		<b>22-0300-0</b>		Bdx	Th 14,0	
			R		<b>53-0198</b>		Sum	200,0x33	Hand Brake
1.4 Eng.UC (51kW)	5/78-5/82		F		<b>22-0300-0</b>		Bdx	Th 14,0	
			R		<b>53-0198</b>		Sum	200,0x33	Hand Brake
1.5 SW Eng.D5 (52kW)	4/82-5/86		F		<b>22-0300-0</b>		Bdx	Th 14,0	
			R		<b>53-0198</b>		Sum	200,0x33	Hand Brake
<b>323 II (BD) 9/80-10/89</b>									
1.1 Eng.E1 (40kW)	11/80-10/85		F		<b>22-0467-0</b>		Sum	Th 14,5	
			F		<b>23-0131</b>			Ø 227,0 Th 11,0-10,0	
	11/80-10/85		R		<b>53-0200</b>		Sum	180,0x30	Hand Brake
			R		<b>18-0269</b>			Ø 180,0	
1.3 Eng.E3 (44-50kW)	9/80-10/89		F		<b>22-0467-0</b>		Sum	Th 14,5	
			F		<b>23-0131</b>			Ø 227,0 Th 11,0-10,0	
	80-89		R		<b>53-0200</b>		Sum	180,0x30	Hand Brake
			R		<b>18-0269</b>			Ø 180,0	
1.5 Eng.E5 (63-65-70kW)	3/82-9/86		F		<b>22-0467-0</b>		Sum	Th 14,5	
			F		<b>23-0131</b>		Ate	Ø 227,0 Th 11,0-10,0	
	3/82-9/86		R		<b>53-0200</b>		Sum	180,0x30	Hand Brake
1.5 Eng.E5OHC (55-59kW)	11/80-12/85		F		<b>22-0467-0</b>		Sum	Th 14,5	
			F		<b>23-0131</b>		Ate	Ø 227,0 Th 11,0-10,0	
	11/80-12/85		R		<b>53-0200</b>		Sum	180,0x30	Hand Brake
			R		<b>18-0269</b>			Ø 180,0	
<b>323 III (BF, BW) 8/85-10/95</b>									
1.1 Eng.E1 (40kW)	8/85-4/90		F		<b>22-0103-0</b>		Sum	Th 15,0	
			R		<b>53-0203</b>		Ake	200,0x25	Hand Brake
	85-90		R		<b>18-0282</b>			Ø 200,0	
1.3, SW Eng.E3 (40-44kW)	8/85-4/90		F		<b>22-0103-0</b>		Sum	Th 15,0	
			R		<b>53-0203</b>		Ake	200,0x25	Hand Brake
	8/85-4/90		R		<b>53-0204</b>		Sum	228,6x25	Van, Hand Brake
			R		<b>18-0282</b>			Ø 200,0	
1.4 Eng.B3 (40-44-49-52kW)	9/85-7/89		F		<b>22-0103-0</b>		Sum	Th 15,0	
			R		<b>18-0292</b>	<b>18-0292K</b>		Ø 180,0	
1.5 i Eng.E5E3 (70kW)	8/85-5/89		F		<b>22-0103-0</b>		Sum	Th 15,0	
			R		<b>53-0203</b>		Ake	200,0x25	Hand Brake
	8/85-5/89		R		<b>53-0204</b>		Sum	228,6x25	Van, Hand Brake
			R		<b>18-0282</b>			Ø 200,0	
1.5 i T. Eng.E5E2 (85kW)	8/85-5/89		F		<b>22-0103-0</b>		Sum	Th 15,0	
			R		<b>53-0203</b>		Ake	200,0x25	Hand Brake
	8/85-5/89		R		<b>53-0204</b>		Sum	228,6x25	Van, Hand Brake
1.5, SW Eng.B5, B5E, B50, B53 (54-55-65kW)	9/87-10/89		F		<b>22-0103-0</b>		Sum	Th 15,0	
			R		<b>53-0203</b>		Ake	200,0x25	Hand Brake
	9/87-10/89		R		<b>53-0204</b>		Sum	228,6x25	SW, Van, Hand Brake
			R		<b>18-0282</b>			Ø 200,0	
1.5, SW Eng.E5, B50, B53 (55-59-63-65kW)	8/85-5/89		F		<b>22-0103-0</b>		Sum	Th 15,0	
			R		<b>53-0203</b>		Ake	200,0x25	Hand Brake
	8/85-5/89		R		<b>53-0204</b>		Sum	228,6x25	SW, Van, Hand Brake
			R		<b>18-0282</b>			Ø 200,0	
1.6 GT Eng.B6 (110kW)	10/85-11/91		F		<b>22-0103-0</b>		Sum	Th 15,0	
			F		<b>22-0386-0</b>		Sum	Th 15,0	
	10/85-11/91		R		<b>22-0389-0</b>		Ake	Th 12,5	
1.6 GT Eng.B6D/ E/ F (63-77kW)	8/85-10/89		F		<b>22-0103-0</b>		Sum	Th 15,0	
			F		<b>22-0386-0</b>		Sum	Th 15,0	
	8/85-10/89		R		<b>22-0389-0</b>		Ake	Th 12,5	
			R		<b>53-0203</b>		Ake	200,0x25	Hand Brake
	85-89		R		<b>18-0282</b>			Ø 200,0	

		Spare Parts	F/R	L/R	METELLI ref.	METELLI ref. w/KIT		DIMENSIONS mm.	NOTE
1.6 GT T., 4WD Eng.B6 (103kW)	10/85-11/91		F		22-0103-0		Sum	Th 15,0	
	10/85-11/91		F		22-0386-0		Sum	Th 15,0	
	10/85-11/91		R		22-0389-0		Ake	Th 12,5	
1.6 H-Back Eng.B68 (54kW)	9/87-10/89		F		22-0103-0		Sum	Th 15,0	
	9/87-10/89		R		53-0203		Ake	200,0x25	Hand Brake
	87-89		R		18-0282			Ø 200,0	
1.6, 4WD SW Eng.B6D/ E/ F, B65M (63kW)	9/86-10/95		F		22-0103-0		Sum	Th 15,0	
	9/86-10/95		F		22-0386-0		Sum	Th 15,0	
	9/86-10/95		R		22-0389-0		Ake	Th 12,5	
	9/86-10/95		R		53-0203		Ake	200,0x25	Hand Brake
1.7 D Eng.PN27 (40kW)	9/86-5/89		F		22-0103-0		Sum	Th 15,0	
	9/86-5/89		R		22-0389-0		Ake	Th 12,5	
	9/86-5/89		R		53-0204		Sum	228,6x25	Hand Brake
	86-89		R		18-0282			Ø 200,0	
1.7 D Eng.PN46 (42kW)	1/87-5/89		F		22-0103-0		Sum	Th 15,0	
	87-89		R		18-0282			Ø 200,0	
1.7 D SW Eng.PN26, PN54 (40kW)	11/86-3/93		F		22-0103-0		Sum	Th 15,0	
	11/86-3/93		R		53-0204		Sum	228,6x25	Hand Brake
1.7 D SW Eng.PN26, PN54 (42kW)	11/86-10/89		R		53-0204		Sum	228,6x25	Hand Brake
<b>323 IV (BG) 6/89-10/94</b>									
1.3 Eng.B3E/ B383 (49kW)	9/89-7/94		F		22-0196-0		Sum	Th 15,0	
	89-94		F		23-0276			Ø 234,7 Th 18,0-16,0	Vent., M/T
	89-94		F		23-0617			Ø 235,0 Th 22,0-20,0	Vent., A/T
	9/89-7/94		R		53-0207		Sum	200,0x25	Van, Hand Brake
	9/89-7/94		R		53-0210		Sum	200,0x35	Hand Brake
	89-94		R		18-0296			Ø 200,0	
1.3 16v Eng.B3(16v) (53-54kW)	9/89-7/94		F		22-0196-0		Sum	Th 15,0	
	89-94		F		23-0276			Ø 234,7 Th 18,0-16,0	Vent., M/T
	89-94		F		23-0617			Ø 235,0 Th 22,0-20,0	Vent., A/T
	9/89-7/94		R		53-0203		Ake	200,0x25	Hand Brake
	9/89-7/94		R		53-0207		Sum	200,0x25	Van, Hand Brake
	89-94		R		18-0296			Ø 200,0	
1.5 Eng.E5 (55-63kW)	1/89-7/94		R		53-0210		Sum	200,0x35	Hand Brake
1.6 (66kW)	4/91-4/94		R		53-0207		Sum	200,0x25	Hand Brake
1.6 Eng.B6E (62kW)	89-91		F		23-0276			Ø 234,7 Th 18,0-16,0	Vent., M/T
	89-91		F		23-0617			Ø 235,0 Th 22,0-20,0	Vent., A/T
	89-91		R		23-0664			Ø 231,0 Th 9,0-8,0	+ABS
	9/89-6/91		R		53-0207		Sum	200,0x25	Hand Brake
	89-91		R		18-0296			Ø 200,0	-ABS
1.6 16v Eng.B6/ D/ E/ F (65kW)	8/89-10/94		F		22-0196-0		Sum	Th 15,0	
	89-94		F		23-0276			Ø 234,7 Th 18,0-16,0	Vent., M/T
	89-94		F		23-0617			Ø 235,0 Th 22,0-20,0	Vent., A/T
	91-94		R		23-0664			Ø 231,0 Th 9,0-8,0	+ABS
	8/89-10/94		R		53-0207		Sum	200,0x25	Hand Brake
	89-94		R		18-0296			Ø 200,0	-ABS
1.7 D Eng.PN46/ PN54/ PN62 (42kW)	8/89-7/94		F		22-0196-0		Sum	Th 15,0	
	89-94		F		23-0276			Ø 234,7 Th 18,0-16,0	Vent., M/T
	89-94		F		23-0617			Ø 235,0 Th 22,0-20,0	Vent., A/T
	89-94		R		23-0664			Ø 231,0 Th 9,0-8,0	+ABS
	8/89-7/94		R		53-0207		Sum	200,0x25	SW, Hand Brake
	8/89-7/94		R		53-0205		Sum	228,6x32	Sedan, Hand Brake
	89-94		R		18-0296			Ø 200,0	-ABS
1.8 16v GT Eng.BP(DOHC) (94kW)	6/89-7/94		F		22-0197-0		Sum	Th 15,0	
	6/89-7/94		R		22-0390-0		Ake	Th 12,5	
	4/91-4/94		F		23-0617			Ø 235,0 Th 22,0-20,0	Vent.
	89-4/91		F		23-0246			Ø 256,0 Th 22,0-20,0	Vent.
	9/89-90-94		R		23-0664			Ø 231,0 Th 9,0-8,0	SOHC
	90-94		R		23-0665			Ø 250,0 Th 9,0-8,0	DOHC
1.8 16v T. 4WD Eng.BPTurbo (120-136kW)	9/90-7/94		F		22-0197-0		Sum	Th 15,0	
	9/90-7/94		R		22-0390-0		Ake	Th 12,5	
	90-94		F		23-0246			Ø 256,0 Th 22,0-20,0	Vent.
	90-94		R		23-0665			Ø 250,0 Th 9,0-8,0	
1.8 16v, 4WD Eng.BPKat/ BP52 (76kW)	8/89-7/94		F		22-0196-0		Sum	Th 15,0	
	8/89-7/94		F		22-0197-0		Sum	Th 15,0	4WD
	8/89-7/94		R		22-0390-0		Ake	Th 12,5	
	89-94		F		23-0276			Ø 234,7 Th 18,0-16,0	Vent.
	89-94		R		23-0664			Ø 231,0 Th 9,0-8,0	SOHC







































		Spare Parts	F/R	L/R	METELLI ref.	METELLI ref. w/KIT		DIMENSIONS mm.	NOTE
1.8 16v, 4WD Eng.BPKat/ BP52 (76kW)	89-94		R		23-0665			Ø 250,0 Th 9,0-8,0	DOHC
<b>323 V (BA) 8/94-9/98</b>									
1.3 16v Eng.B3(16v) (54kW)	8/94-9/98		F		22-0196-0		Sum	Th 15,0	
	8/94-9/98		F		23-0276			Ø 234,7 Th 18,0-16,0	Vent.
	8/94-9/98		R		53-0210		Sum	200,0x35	Hand Brake
	8/94-9/98		R		18-0296			Ø 200,0	+ABS
1.5 16v Eng.Z5-DE (65kW)	8/94-9/98		F		22-0196-0		Sum	Th 15,0	
	94-98		F		23-0246			Ø 256,0 Th 22,0-20,0	Vent., +ABS
	8/94-9/98		R		53-0210		Sum	200,0x35	Hand Brake
	8/94-9/98		R		18-0296			Ø 200,0	+ABS
1.7 TD Eng.4EE1-T (60kW)	2/95-9/98		F		22-0197-0		Sum	Th 15,0	
	95-98		F		23-0276			Ø 234,7 Th 18,0-16,0	Vent.
	2/95-9/98		R		18-0282			Ø 200,0	+ABS
1.8 16v Eng.BP-ZE (84-103kW)	8/94-9/98		F		22-0197-0		Sum	Th 15,0	
	8/94-9/98		R		22-0393-0		Ake	Th 12,5	
	94-98		F		23-0246			Ø 256,0 Th 22,0-20,0	Vent.
	8/94-9/98		R		53-0210		Sum	200,0x35	Hand Brake
2.0 24v Eng.KF (106kW)	8/94-9/98		R		22-0393-0		Ake	Th 12,5	
	8/94-9/98		R		53-0210		Sum	200,0x35	Hand Brake
2.0 D Eng.RF (52kW)	10/96-9/98		F		22-0196-0		Sum	Th 15,0	
	96-98		F		23-0246			Ø 256,0 Th 22,0-20,0	Vent.
	96-98		R		18-0296			Ø 200,0	
<b>323 VI (BJ) 9/98-</b>									
1.3 Eng.B3 (53kW)	01-		R		18-0296			Ø 200,0	
1.3 16v Eng.B3ME (54kW)	9/98-		F		22-0387-0		Sum	Th 15,0	
	9/98-		R		53-0214		Sum	200,0x37	Hand Brake
1.5 16v Eng.ZL-DE (65kW)	9/98-		F		22-0387-0		Sum	Th 15,0	
	98-		F		23-0619			Ø 258,0 Th 24,0-22,0	Vent.
	9/98-		R		53-0214		Sum	200,0x37	Hand Brake
	98-		R		18-0296			Ø 200,0	
1.6 Eng.ZM (70-72kW)	1/01-		F		22-0387-0		Sum	Th 15,0	
	01-		F		23-0619			Ø 258,0 Th 24,0-22,0	Vent.
1.8 16v Eng.FP (74-84kW)	9/98-		F		22-0223-1		Ake	Th 16,5	
	9/98-		R		22-0302-1		Ake	Th 13,0	
	9/98-01		F		23-0619			Ø 258,0 Th 24,0-22,0	Vent.
2.0 Eng.FS7E/ G (96kW)	01-		F		23-0619			Ø 258,0 Th 24,0-22,0	Vent.
2.0 D Eng.RF (52kW)	9/98-		F		22-0387-0		Sum	Th 15,0	
	9/98-		F		23-0619			Ø 258,0 Th 24,0-22,0	Vent.
2.0 TD Eng.RF4F (74kW)	1/01-		F		22-0223-1		Ake	Th 16,5	
	01-		F		23-0619			Ø 258,0 Th 24,0-22,0	Vent.
2.0 TD Eng.RF-T (66kW)	9/98-		F		22-0223-1		Ake	Th 16,5	
	9/98-01		F		23-0619			Ø 258,0 Th 24,0-22,0	Vent.
<b>5 (CR19) 3/05-</b>									
1.8 16v Eng.L823 (85kW)	3/05-		F		22-0534-0		Ate	Th 18,0	
	3/05-		R		22-0337-1		Ate	Th 16,5	
	05-		F		23-0729			Ø 278,0 Th 25,0-23,0	Vent., 15Inch Wheels
2.0 16v Eng.LFF7 (107kW)	3/05-		F		22-0534-0		Ate	Th 18,0	
	3/05-		R		22-0337-1		Ate	Th 16,5	
	05-		F		23-0729			Ø 278,0 Th 25,0-23,0	Vent., 15Inch Wheels
2.0 CD Eng.RF7J (105kW)	6/05-		F		22-0534-0		Ate	Th 18,0	
	6/05-		R		22-0337-1		Ate	Th 16,5	
	05-		F		23-0729			Ø 278,0 Th 25,0-23,0	Vent., 15Inch Wheels
2.0 TDi Eng.RF-T Hi Power (81kW)	3/05-		F		22-0534-0		Ate	Th 18,0	
	3/05-		R		22-0337-1		Ate	Th 16,5	
	05-		F		23-0729			Ø 278,0 Th 25,0-23,0	Vent., 15Inch Wheels
<b>6 I (GG,GY), SW 6/02-7/07</b>									
1.8 Eng.L813 (88kW)	8/02-		F		22-0475-0		Ake	Th 17,0	
	8/02-		F		22-0476-0		Ake	Th 18,5	SW
	8/02-		R		22-0302-1		Ake	Th 13,0	
	6/02-		R		23-0622			Ø 280,0 Th 10,0-8,0	
2.0 Eng.LF17/ LF18 (104kW)	6/02-		F		22-0476-0		Ake	Th 18,5	
	6/02-		R		22-0302-1		Ake	Th 13,0	
	02-07		F		23-0901			Ø 274,0 Th 24,0-22,0	Vent.
	6/02-		R		23-0622			Ø 280,0 Th 10,0-8,0	
2.0 Eng.LF-DE (108kW)	3/05-		F		22-0476-0		Ake	Th 18,5	
	3/05-		R		22-0302-1		Ake	Th 13,0	



		Spare Parts	F/R	L/R	METELLI ref.	METELLI ref. w/KIT		DIMENSIONS mm.	NOTE
2.0 Eng.LF-DE (108kW)	05-07		F		23-0901			Ø 274,0 Th 24,0-22,0	Vent.
			R		23-0622			Ø 280,0 Th 10,0-8,0	
2.0 Di Eng.RF7J (105kW)	6/05-6/05		F		22-0476-0		Ake	Th 18,5	
			R		22-0302-1		Ake	Th 13,0	
	05-07		F		23-0901			Ø 274,0 Th 24,0-22,0	Vent.
			R		23-0622			Ø 280,0 Th 10,0-8,0	
2.0 Di, 4x4 Eng.RF5C (100kW)	6/02-6/02		F		22-0476-0		Ake	Th 18,5	
			R		22-0302-1		Ake	Th 13,0	
	6/02-05		F		23-0621			Ø 283,0 Th 25,0-23,0	Vent.
			R		23-0622			Ø 280,0 Th 10,0-8,0	
	05-07		F		23-0901			Ø 274,0 Th 24,0-22,0	Vent.
			R		23-0622			Ø 280,0 Th 10,0-8,0	
2.0 Di, 4x4 Eng.RF5C (89kW)	8/02-8/02		F		22-0476-0		Ake	Th 18,5	
			R		22-0302-1		Ake	Th 13,0	
	6/02-05		F		23-0621			Ø 283,0 Th 25,0-23,0	Vent.
			R		23-0622			Ø 280,0 Th 10,0-8,0	
2.3 Eng.L3C1 (122kW)	6/02-6/02		F		22-0476-0		Ake	Th 18,5	
			R		22-0302-1		Ake	Th 13,0	
	6/02-05		F		23-0621			Ø 283,0 Th 25,0-23,0	Vent.
			R		23-0622			Ø 280,0 Th 10,0-8,0	
2.3 AWD SW Eng.L3 (118kW)	11/02-11/02		F		22-0476-0		Ake	Th 18,5	
			R		22-0302-1		Ake	Th 13,0	
	02-05		F		23-0621			Ø 283,0 Th 25,0-23,0	Vent.
			R		23-0622			Ø 280,0 Th 10,0-8,0	
05-07		F		23-0901			Ø 274,0 Th 24,0-22,0	Vent.	
		R		23-0622			Ø 280,0 Th 10,0-8,0		
2.3 MPS Eng.L3 (191kW)	12/05-12/05		F		22-0805-0		Ate	Th 19,0	
			R		22-0302-1		Ake	Th 13,0	
<b>6 II (GH), Sport 8/07-</b>									
1.8 MRZ Eng.L813 (88kW)	07-07		R		22-0302-2		Ake	Th 12,0	
			F		23-0984			Ø 299,0 Th 25,0-23,0	Vent.
2.0 MRZ Eng.LF95 (108kW)	07-07		R		22-0302-2		Ake	Th 12,0	
			F		23-0984			Ø 299,0 Th 25,0-23,0	Vent.
2.0 MRZ-CD Eng.RF7J (103kW)	07-07		R		22-0302-2		Ake	Th 12,0	
			F		23-0984			Ø 299,0 Th 25,0-23,0	Vent.
2.2 16v CD (120kW)	09-09		R		22-0302-2		Ake	Th 12,0	
			F		23-0984			Ø 299,0 Th 25,0-23,0	Vent.
2.2 16v CD (136kW)	09-09		R		22-0302-2		Ake	Th 12,0	
			F		23-0984			Ø 299,0 Th 25,0-23,0	Vent.
2.2 MRZ-CD (92kW)	09-09		R		22-0302-2		Ake	Th 12,0	
			F		23-0984			Ø 299,0 Th 25,0-23,0	Vent.
2.5 MZR Eng.L501 (125kW)	07-07		R		22-0302-2		Ake	Th 12,0	
			F		23-0984			Ø 299,0 Th 25,0-23,0	Vent.
<b>618 I-II 1/70-12/78</b>									
1.6 Eng.NA	10/78-9/80			R	53-0198		Sum	200,0x33	Hand Brake
1.8 Eng.VB	1/70-12/78			R	53-0198		Sum	200,0x33	Hand Brake
2.0 Eng.MA	10/78-9/80			R	53-0198		Sum	200,0x33	Hand Brake
<b>626 I (CB) 5/79-5/82</b>									
1.6 Eng.NA (55kW)	5/79-5/82		F		22-0468-0		Sum	Th 15,0	
			R		53-0198		Sum	200,0x33	Hand Brake
1.8 Eng.VC (60-62kW)	1/74-12/82			R	53-0198		Sum	200,0x33	Hand Brake
2.0 (60kW)	5/79-5/82			F	22-0468-0		Sum	Th 15,0	
2.0 Eng.HE3/ MA (66kW)	5/79-5/82		F		22-0468-0		Sum	Th 15,0	
			R		53-0198		Sum	200,0x33	Hand Brake
<b>626 II (GC) 11/82-9/87</b>									
1.6 Eng.F6 (55-59kW)	11/82-6/87		F		22-0231-0		Ake	Th 15,0	
			F		23-0275			Ø 229,0 Th 20,0-18,5	Ch 6500001-, Vent.
	11/82-6/87		R		53-0201		Ake	200,0x25	Hand Brake
	1/83-87			R	18-0271			Ø 200,0	
1.8 Eng.F8 (66-70kW)	11/82-1/87			R	53-0201		Ake	200,0x25	Hand Brake
2.0 D Eng.RF46 (44-46-55-60kW)	1/83-6/87		F		22-0231-0		Ake	Th 15,0	
			F		23-0275			Ø 229,0 Th 20,0-18,5	Vent.
	1/83-87		R		18-0271			Ø 200,0	
2.0 GT Eng.FE (88kW)	3/83-9/87		F		22-0231-1		Ake	Th 15,0	
			R		22-0470-0		Ake	Th 13,0	
	83-87		F		23-0272			Ø 250,0 Th 20,0-18,5	Vent.
			R		53-0201		Ake	200,0x25	Hand Brake




		Spare Parts	F/R	L/R	METELLI ref.	METELLI ref. w/KIT		DIMENSIONS mm.	NOTE
2.0 GT Eng.FE (88kW)	1/83-87		R		18-0271			Ø 200,0	
2.0, 12v Eng.FE (60-63-66-68-70-74-79-81-85kW)	-9/87		F		22-0231-0		Ake	Th 15,0	
	87-		F		23-0272			Ø 250,0 Th 20,0-18,5	Vent.
	11/82-9/87		R		53-0201		Ake	200,0x25	Hand Brake
	1/83-87		R		18-0271			Ø 200,0	
<b>626 III (GD,GV), SW 6/87-9/97</b>									
1.6, Coupe Eng.F6 (60kW)	6/87-5/92		F		22-0068-0		Ake	Th 15,5	
	6/87-5/92		R		22-0233-0		Sum	Th 12,0	
	87-92		F		23-0346			Ø 242,0 Th 20,0-18,0	Vent.
	6/87-5/92		R		53-0205		Sum	228,6x32	Hand Brake
	87-92		R		18-0295			Ø 228,6	4 Hole
	87-92		R		18-0281			Ø 228,6	5 Hole
1.8 H-Back Eng.F8 (69kW)	-89		R		53-0207		Sum	200,0x25	GD6P, Hand Brake
	-89		R		53-0205		Sum	228,6x32	GD8P, Hand Brake
	90-		R		53-0205		Sum	228,6x32	Hand Brake
1.8, Coupe Eng.F8 (65-69kW)	11/87-5/92		F		22-0068-0		Ake	Th 15,5	
	11/87-5/92		R		22-0233-0		Sum	Th 12,0	
	9/87-91		F		23-0346			Ø 242,0 Th 20,0-18,0	Vent.
	9/87-91		F		23-0274			Ø 263,5 Th 24,0-22,0	Vent.
	-89		R		53-0207		Sum	200,0x25	GD6P, Hand Brake
	-89		R		53-0205		Sum	228,6x32	GD8P, Hand Brake
	90-		R		53-0205		Sum	228,6x32	Hand Brake
	87-92		R		18-0295			Ø 228,6	4 Hole
	87-92		R		18-0281			Ø 228,6	5 Hole
2.0 12v, Coupe Eng.FE(12v) (60-63-66-68-70-74-79-81-85-88kW)	9/87-5/92		F		22-0068-0		Ake	Th 15,5	
	9/87-5/92		R		22-0233-0		Sum	Th 12,0	
	-87		F		23-0272			Ø 250,0 Th 20,0-18,5	Vent.
	9/87-92		F		23-0274			Ø 263,5 Th 24,0-22,0	Vent.
	-89		R		53-0207		Sum	200,0x25	GD6P, Hand Brake
	-89		R		53-0205		Sum	228,6x32	GD8P, Hand Brake
	90-		R		53-0205		Sum	228,6x32	Hand Brake
	87-92		R		18-0295			Ø 228,6	4 Hole
	87-92		R		18-0281			Ø 228,6	5 Hole
2.0 16v, Coupe Eng.FEKat.(16v) (103kW)	11/87-5/92		F		22-0394-0		Ake	Th 15,5	
	11/87-5/92		R		22-0233-0		Sum	Th 12,0	
	9/87-91		F		23-0274			Ø 263,5 Th 24,0-22,0	Vent.
	11/87-5/92		R		53-0205		Sum	228,6x32	Hand Brake
	87-92		R		18-0295			Ø 228,6	4 Hole
	87-92		R		18-0281			Ø 228,6	5 Hole
2.0 16v, Coupe Eng.FEKat.(16v) (109kW)	7/87-5/92		F		22-0394-0		Ake	Th 15,5	
	7/87-5/92		R		22-0233-0		Sum	Th 12,0	
	7/87-5/92		R		53-0205		Sum	228,6x32	Hand Brake
2.0 D Eng.RF-N (44-46-55-60kW)	7/87-7/91		F		22-0068-0		Ake	Th 15,5	
	7/87-7/91		R		22-0233-0		Sum	Th 12,0	
	87-91		F		23-0346			Ø 242,0 Th 20,0-18,0	Vent.
	7/87-7/91		R		53-0205		Sum	228,6x32	Hand Brake
	87-91		R		18-0295			Ø 228,6	4 Hole
	87-91		R		18-0281			Ø 228,6	5 Hole
2.0 D Complex SW Eng.RF-CX (55kW)	5/93-11/96		F		22-0068-0		Ake	Th 15,5	
	5/93-11/96		R		22-0233-0		Sum	Th 12,0	
	93-96		F		23-0274			Ø 263,5 Th 24,0-22,0	Vent.
	5/93-11/96		R		53-0205		Sum	228,6x32	Hand Brake
	93-96		R		18-0295			Ø 228,6	4 Hole
	93-96		R		18-0281			Ø 228,6	5 Hole
2.0 D SW Eng.RF-N (60kW)	11/94-9/97		F		22-0068-0		Ake	Th 15,5	
	11/94-9/97		R		22-0233-0		Sum	Th 12,0	
	94-97		F		23-0274			Ø 263,5 Th 24,0-22,0	Vent.
	11/94-9/97		R		53-0205		Sum	228,6x32	Hand Brake
	94-97		R		18-0295			Ø 228,6	4 Hole
	94-97		R		18-0281			Ø 228,6	5 Hole
2.0, Coupe Eng.FEKat. (66kW)	9/87-9/97		F		22-0068-0		Ake	Th 15,5	
	9/87-9/97		R		22-0233-0		Sum	Th 12,0	
	-87		F		23-0272			Ø 250,0 Th 20,0-18,5	Vent.
	9/87-91		F		23-0274			Ø 263,5 Th 24,0-22,0	Vent.
	-89		R		53-0207		Sum	200,0x25	GD6P, Hand Brake
	-89		R		53-0205		Sum	228,6x32	GD8P, Hand Brake
	90-		R		53-0205		Sum	228,6x32	Hand Brake

			SPARE PARTS	F/R	L/R	METELLI ref.	METELLI ref. w/KIT		DIMENSIONS mm.	NOTE
2.0, Coupe Eng.FEKat. (66kW)	87-92			R		18-0295			Ø 228,6	4 Hole
	87-92			R		18-0281			Ø 228,6	5 Hole
2.2 12v, Coupe, 4WD Eng.F2 (65-85-94-100kW)	11/87-11/96			F		22-0068-0		Ake	Th 15,5	
	11/87-11/96			F		22-0394-0		Ake	Th 15,5	
	11/87-11/96			R		22-0233-0		Sum	Th 12,0	
	87-96			F		23-0274			Ø 263,5 Th 24,0-22,0	Vent.
	11/87-11/96			R		53-0205		Sum	228,6x32	Hand Brake
	87-96			R		18-0295			Ø 228,6	4 Hole
	87-96			R		18-0281			Ø 228,6	5 Hole
<b>626 IV (GE), Cronos 1/92-4/97</b>										
1.8 i Eng.FP (66kW)	94-97			F		22-0223-0		Ake	Th 16,5	
	94-97			R		22-0303-0		Ake	Th 13,5	
	94-97			F		23-0347			Ø 258,0 Th 24,0-22,0	Vent.
	94-97			R		23-0786			Ø 261,0 Th 10,0-8,0	
1.8i Eng.FP (77kW)	1/92-4/97			F		22-0223-0		Ake	Th 16,5	
	1/92-4/97			R		22-0303-0		Ake	Th 13,5	
	92-97			F		23-0347			Ø 258,0 Th 24,0-22,0	Vent.
	92-97			R		23-0786			Ø 261,0 Th 10,0-8,0	
2.0 D GLX Complex Eng.RFOHC (55kW)	10/92-4/97			F		22-0223-0		Ake	Th 16,5	
	10/92-4/97			R		22-0303-0		Ake	Th 13,5	
	92-97			F		23-0347			Ø 258,0 Th 24,0-22,0	Vent.
	92-97			F		23-0274			Ø 263,5 Th 24,0-22,0	Vent., SW
	92-97			R		23-0786			Ø 261,0 Th 10,0-8,0	
2.0, 4WD Eng.FS (85kW)	4/92-4/97			F		22-0223-0		Ake	Th 16,5	
	4/92-4/97			R		22-0303-0		Ake	Th 13,5	
	92-97			F		23-0347			Ø 258,0 Th 24,0-22,0	Vent.
	92-97			R		23-0786			Ø 261,0 Th 10,0-8,0	
2.2 12v Eng.F2 (68-85-94-100kW)	92-97			F		23-0274			Ø 263,5 Th 24,0-22,0	Vent.
2.5 24v H-Back Eng.KL (120-121kW)	1/92-4/97			F		22-0223-0		Ake	Th 16,5	
	1/92-4/97			R		22-0303-0		Ake	Th 13,5	
	92-97			F		23-0347			Ø 258,0 Th 24,0-22,0	Vent.
	92-97			R		23-0786			Ø 261,0 Th 10,0-8,0	
<b>626 V (GF,GW), SW 5/97-</b>										
1.8 Eng.FP9A (74-84kW)	-99			F		22-0223-1		Ake	Th 16,5	
	99-03			F		22-0301-0		Ake	Th 15,5	15/16Inch wheels
	99-03			F		22-0223-1		Ake	Th 16,5	14Inch wheels
	12/99-			R		22-0302-1		Ake	Th 13,0	
	1/99-			F		23-0347			Ø 258,0 Th 24,0-22,0	Vent.
	1/99-			R		23-0786			Ø 261,0 Th 10,0-8,0	
	12/99-			R		53-0216		Ake	228,6x42	Hand Brake
1.8 Eng.FPY3 (66kW)	-99			F		22-0223-1		Ake	Th 16,5	
	99-			F		22-0301-0		Ake	Th 15,5	15/16Inch wheels
	99-			F		22-0223-1		Ake	Th 16,5	14Inch wheels
	5/97-1/00			R		22-0302-1		Ake	Th 13,0	
	97-00			F		23-0347			Ø 258,0 Th 24,0-22,0	Vent.
	97-00			R		23-0786			Ø 261,0 Th 10,0-8,0	
2.0 Eng.FS (85kW)	-99			F		22-0223-1		Ake	Th 16,5	
	99-03			F		22-0301-0		Ake	Th 15,5	15/16Inch wheels
	99-03			F		22-0223-1		Ake	Th 16,5	14Inch wheels
	5/97-			R		22-0302-1		Ake	Th 13,0	
	97-			F		23-0347			Ø 258,0 Th 24,0-22,0	Vent.
	97-			R		23-0786			Ø 261,0 Th 10,0-8,0	
2.0 Eng.FS2C (100kW)	-99			F		22-0223-1		Ake	Th 16,5	
	99-03			F		22-0301-0		Ake	Th 15,5	15/16Inch wheels
	99-03			F		22-0223-1		Ake	Th 16,5	14Inch wheels
	4/98-			R		22-0302-1		Ake	Th 13,0	
	98-			F		23-0347			Ø 258,0 Th 24,0-22,0	Vent.
	98-			R		23-0786			Ø 261,0 Th 10,0-8,0	
2.0 TD Eng.RF3F (66kW)	-99			F		22-0223-1		Ake	Th 16,5	
	99-03			F		22-0301-0		Ake	Th 15,5	15/16Inch wheels
	99-03			F		22-0223-1		Ake	Th 16,5	14Inch wheels
	4/98-			R		22-0302-1		Ake	Th 13,0	
	4/98-			F		23-0347			Ø 258,0 Th 24,0-22,0	Vent., Berline
	98-			F		23-0901			Ø 274,0 Th 24,0-22,0	Vent., SW
	4/98-			R		23-0786			Ø 261,0 Th 10,0-8,0	
	4/98-			R		53-0216		Ake	228,6x42	Hand Brake

		Spare Parts	F/R	L/R	METELLI ref.	METELLI ref. w/KIT		DIMENSIONS mm.	NOTE
2.0 TD Eng.RF4F (74kW)	-99		F		22-0223-1		Ake	Th 16,5	
	99-03		F		22-0301-0		Ake	Th 15,5	15/16Inch wheels
	99-03		F		22-0223-1		Ake	Th 16,5	14Inch wheels
	4/98-		R		22-0302-1		Ake	Th 13,0	
	4/98-		F		23-0347			Ø 258,0 Th 24,0-22,0	Vent., Berline
	98-		F		23-0901			Ø 274,0 Th 24,0-22,0	Vent., SW
	4/98-		R		23-0786			Ø 261,0 Th 10,0-8,0	
	4/98-		R		53-0216		Ake	228,6x42	Hand Brake
2.0 TDi Eng.RF-T Hi Power (81kW)	10/00-		F		22-0301-0		Ake	Th 15,5	15/16Inch wheels
	10/00-		F		22-0223-1		Ake	Th 16,5	14Inch wheels
	10/00-		R		22-0302-1		Ake	Th 13,0	
	00-		F		23-0347			Ø 258,0 Th 24,0-22,0	Vent.
	00-		R		23-0786			Ø 261,0 Th 10,0-8,0	
	10/00-		R		53-0216		Ake	228,6x42	Hand Brake
<b>808 1/74-10/78</b>									
1.3 Eng.TC (44kW)	1/74-10/78		F		22-0228-0		Sum	Th 14,0	
1.6 Eng.NA (55kW)	1/73-12/84		F		22-0228-0		Sum	Th 14,0	
<b>818 SW 1/74-10/78</b>									
1.3 Eng.TC (44kW)	1/74-10/78		F		22-0228-0		Sum	Th 14,0	
1.6 Eng.NA (55kW)	1/77-10/78		F		22-0228-0		Sum	Th 14,0	
<b>929 II (HB, HV), Coupe 5/82-12/87</b>									
2.0 Eng.FE (74kW)	3/84-7/87		F		22-0469-0		Ake	Th 15,0	
	3/84-7/87		R		22-0470-0		Ake	Th 13,0	
2.0 i GLX Eng.FE (88kW)	10/84-7/87		F		22-0469-0		Ake	Th 15,0	
	10/84-7/87		R		22-0470-0		Ake	Th 13,0	
2.0, SW Eng.MA/ HEE (66kW)	5/82-12/87		F		22-0469-0		Ake	Th 15,0	
	5/82-12/87		R		22-0470-0		Ake	Th 13,0	
<b>929 III (HC) 5/87-6/91</b>									
2.0 Eng.FE (85kW)	6/87-12/88		F		22-0471-0		Sum	Th 15,5	
	6/87-12/88		R		22-0474-0		Ake	Th 13,0	
2.2 12v Eng.F2 (68-85kW)	1/88-4/89		F		22-0471-0		Sum	Th 15,5	
	1/88-4/89		R		22-0474-0		Ake	Th 13,0	
2.2 12v Eng.F2-C (94kW)	4/89-6/91		F		22-0471-0		Sum	Th 15,5	
	4/89-6/91		R		22-0474-0		Ake	Th 13,0	
2.2 i Eng.F2-EGI (100kW)	5/87-12/88		F		22-0471-0		Sum	Th 15,5	
	5/87-12/88		R		22-0474-0		Ake	Th 13,0	
3.0 Eng.JE (140kW)	6/87-6/91		F		22-0471-0		Sum	Th 15,5	
	6/87-6/91		R		22-0474-0		Ake	Th 13,0	
3.0 Eng.JE3 (123-125kW)	1/88-6/91		F		22-0471-0		Sum	Th 15,5	
	1/88-6/91		R		22-0474-0		Ake	Th 13,0	
<b>BT-50 (UN) 12/06-</b>									
2.5 TD, 4X4 Eng.WL Turbo (105kW)	12/06-		F		22-0610-0		Sum	Th 16,0	4WD
	12/06-		F		22-0479-0		Sum	Th 17,5	
<b>Demio (DW) 8/98-</b>									
1.3 16v Eng.B3 (46kW)	8/98-		F		22-0196-0		Sum	Th 15,0	
	98-		F		23-0617			Ø 235,0 Th 22,0-20,0	Vent.
1.3 16v Eng.B3(16v) (40-53-54kW)	8/98-4/00		F		22-0196-0		Sum	Th 15,0	
	98-		F		23-0617			Ø 235,0 Th 22,0-20,0	Vent.
	8/98-4/00		R		53-0219		Ake	200,0x32	Hand Brake
1.5 16v Eng.B5E (54-55-65kW)	4/00-		F		22-0196-0		Sum	Th 15,0	
	00-		F		23-0617			Ø 235,0 Th 22,0-20,0	Vent.
	4/00-		R		53-0219		Ake	200,0x32	Hand Brake
<b>GLC 1/77-1/86</b>									
All models	81-85		R		18-0269			Ø 180,0	
<b>Montrose 1/79-1/81</b>									
All models	79-81		R		18-0271			Ø 200,0	
<b>MPV I (LV) 1/89-9/99</b>									
2.5 TD Eng.LE (85kW)	5/96-9/99		F		22-0477-0		Sum	Th 15,5	
	5/96-9/99		R		22-0478-0		Ake	Th 15,5	
	5/96-9/99		R		53-0228			190,0x32	
2.6 Eng.G6 (90kW)	91-94		R		53-0208			260,0x50	Nato, Hand Brake
3.0 i V6 Eng.JE94 (109-113kW)	3/95-9/99		F		22-0477-0		Sum	Th 15,5	
	3/95-9/99		R		22-0478-0		Ake	Th 15,5	
	1/89-9/99		R		53-0228			190,0x32	
	1/89-9/99		R		53-0208			260,0x50	Nato, RWD, Hand Brake
	1/89-9/99		R		53-0209			260,0x50	Usa, Hand Brake

		Spare Parts	F/R	L/R	METELLI ref.	METELLI ref. w/KIT		DIMENSIONS mm.	NOTE
<b>MPV II (LW) 9/99-</b>									
2.0 Eng.FS-DS (88-90kW)	9/99-7/02		F		22-0477-0		Sum	Th 15,5	
	9/99-7/02		R		53-0228			190,0x32	
	9/99-7/02		R		53-0218		Ake	254,0x52	
2.0 Di Eng.RF5C (100kW)	7/02-04		F		22-0477-0		Sum	Th 15,5	
			R		22-0735-0		Sum	Th 16,0	
	7/02-		R		53-0228			190,0x32	
2.3 Eng.L3 (104kW)	7/02-04		F		22-0477-0		Sum	Th 15,5	
			R		22-0735-0		Sum	Th 16,0	
	7/02-		R		53-0228			190,0x32	
2.5 V6 Eng.GY-DE (125kW)	9/99-3/02		F		22-0477-0		Sum	Th 15,5	
	9/99-3/02		R		53-0228			190,0x32	
	9/99-3/02		R		53-0218		Ake	254,0x52	
3.0 V6 Eng.AJ (147kW)	3/02-04		F		22-0477-0		Sum	Th 15,5	
			R		22-0735-0		Sum	Th 16,0	
	3/02-		R		53-0228			190,0x32	
	3/02-		R		53-0209			260,0x50	USA, Hand Brake
<b>MX-3 (EC) 7/91-</b>									
1.6 i Eng.B69 (65kW)	7/91-		F		22-0197-0		Sum	Th 15,0	
	7/91-		R		22-0389-0		Ake	Th 12,5	
	91-98		F		23-0246			Ø 256,0 Th 22,0-20,0	Vent.
	7/91-		R		23-0665			Ø 250,0 Th 9,0-8,0	
	7/91-		R		53-0210		Sum	200,0x35	Hand Brake
	7/91-		R		18-0296			Ø 200,0	-ABS
1.6 i Eng.B6D (79kW)	1/94-		F		22-0197-0		Sum	Th 15,0	
	1/94-		R		22-0389-0		Ake	Th 12,5	
	94-		F		23-0246			Ø 256,0 Th 22,0-20,0	Vent.
	94-		R		23-0665			Ø 250,0 Th 9,0-8,0	
	1/94-		R		53-0210		Sum	200,0x35	Hand Brake
	94-		R		18-0296			Ø 200,0	-ABS
1.8 i V6 Eng.K819 (98kW)	1/92-1/94		F		22-0197-0		Sum	Th 15,0	
	1/92-1/94		R		22-0389-0		Ake	Th 12,5	
	92-94		F		23-0246			Ø 256,0 Th 22,0-20,0	Vent.
	92-94		R		23-0665			Ø 250,0 Th 9,0-8,0	
	1/92-1/94		R		53-0210		Sum	200,0x35	Hand Brake
1.8 i V6 Eng.K838 (95kW)	1/94-		F		22-0197-0		Sum	Th 15,0	
	1/94-		R		22-0389-0		Ake	Th 12,5	
	94-98		F		23-0246			Ø 256,0 Th 22,0-20,0	Vent.
	94-		R		23-0665			Ø 250,0 Th 9,0-8,0	
	1/94-		R		53-0210		Sum	200,0x35	Hand Brake
<b>MX-5 I (NA) 5/90-4/98</b>									
1.6 Eng.B6EGI (66kW)	1/95-4/98		F		22-0388-0		Sum	Th 14,5	
	1/95-4/98		R		22-0390-0		Ake	Th 12,5	
	95-98		R		23-0664			Ø 231,0 Th 9,0-8,0	
	1/95-4/98		R		53-0210		Sum	200,0x35	Hand Brake
1.6 16v Eng.B6/ D/ E/ F (54-63-65-77-79-81-85kW)	5/90-1/94		F		22-0388-0		Sum	Th 14,5	
	5/90-1/94		R		22-0390-0		Ake	Th 12,5	
	90-94		R		23-0664			Ø 231,0 Th 9,0-8,0	
1.8 Eng.BPF1 (96kW)	2/94-4/98		F		22-0472-0		Sum	Th 14,0	
	2/94-4/98		R		22-0393-0		Ake	Th 12,5	
	94-98		R		23-0665			Ø 250,0 Th 9,0-8,0	
<b>MX-5 II (NB) 5/98-2/05</b>									
1.6 16v Eng.B6Z/D/ E/ F (81kW)	-02		F		22-0472-0		Sum	Th 14,0	
	02-		F		22-0607-0		Sum	Th 16,0	
	-02		R		22-0393-0		Ake	Th 12,5	
	02-03		R		22-0608-0		Ake	Th 13,0	
	03-		R		22-0734-0		Ake	Th 13,0	
	98-05		F		23-0962		Sum	Ø 270,0 Th 22,0-20,0	Vent.
	5/98-		R		23-0665			Ø 250,0 Th 9,0-8,0	
1.8 16v Eng.BP (102-107kW)	-02		F		22-0472-0		Sum	Th 14,0	
	02-		F		22-0607-0		Sum	Th 16,0	
	-02		R		22-0393-0		Ake	Th 12,5	
	02-03		R		22-0608-0		Ake	Th 13,0	
	03-		R		22-0734-0		Ake	Th 13,0	
	00-05		F		23-0962		Sum	Ø 270,0 Th 22,0-20,0	Vent.
	00-		R		23-0665			Ø 250,0 Th 9,0-8,0	






		Spare Parts	F/R	L/R	METELLI ref.	METELLI ref. w/KIT		DIMENSIONS mm.	NOTE
1.8 16v Eng.BP-ZE (103kW)	-02	F	F		22-0472-0		Sum	Th 14,0	
	02-		F		22-0607-0		Sum	Th 16,0	
	-02		R		22-0393-0		Ake	Th 12,5	
	02-03	R		22-0608-0		Ake	Th 13,0		
	03-	R		22-0734-0		Ake	Th 13,0		
	98-05	F		23-0962		Sum	Ø 270,0 Th 22,0-20,0	Vent.	
5/98-	R		23-0665				Ø 250,0 Th 9,0-8,0		
<b>MX-5 III (NC) 3/05-</b>									
1.8 Eng.L8 (93kW)	3/05-	F	F		22-0607-0		Sum	Th 16,0	
	05-	F	F		23-0961			Ø 290,0 Th 22,0-20,0	Vent.
2.0 Eng.LF (118kW)	3/05-	F	F		22-0607-0		Sum	Th 16,0	
	05-	F	F		23-0961			Ø 290,0 Th 22,0-20,0	Vent.
<b>MX-6 (GD) 1/88-1/92</b>									
1.8 Eng.F8 (65-69kW)	1/88-1/92	R	R		53-0205		Sum	228,6x32	Hand Brake
2.2 12v, 4WD Eng.F2 (68-85-94-100kW)	1/88-12/92	R	R		53-0205		Sum	228,6x32	Hand Brake
<b>MX-6 (GE6) 2/92-12/97</b>									
1.8i Eng.FP (77kW)	2/92-12/97	R	R		53-0212		Sum	228,6x32	Hand Brake
2.0 Eng.FS (85kW)	2/92-12/97	F	F		22-0223-0		Ake	Th 16,5	
	2/92-12/97	R	R		22-0303-0		Ake	Th 13,5	
	92-	F	F		23-0347			Ø 258,0 Th 24,0-22,0	Vent.
	92-	R	R		23-0786			Ø 261,0 Th 10,0-8,0	
	2/92-12/97	R	R		53-0212		Sum	228,6x32	Hand Brake
	92-	R	R		18-0281			Ø 228,6	
2.5 i 24v Eng.KL (120-121kW)	2/92-12/97	F	F		22-0223-0		Ake	Th 16,5	
	2/92-12/97	R	R		22-0303-0		Ake	Th 13,5	
	92-	F	F		23-0347			Ø 258,0 Th 24,0-22,0	Vent.
	92-	R	R		23-0786			Ø 261,0 Th 10,0-8,0	
	2/92-12/97	R	R		53-0212		Sum	228,6x32	Hand Brake
	92-	R	R		18-0281			Ø 228,6	
<b>Premacy (CP) 7/99-</b>									
1.8 16v Eng.FP (74-84kW)	7/99-	F	F		22-0223-1		Ake	Th 16,5	
	02-	R	R		22-0302-1		Ake	Th 13,0	
	7/99-	F	F		23-0347			Ø 258,0 Th 24,0-22,0	Vent.
	7/99-	R	R		23-0786			Ø 261,0 Th 10,0-8,0	
	7/99-	R	R		53-0216		Ake	228,6x42	Hand Brake
2.0 Eng.FS7E/ G (96kW)	11/01-	F	F		22-0301-0		Ake	Th 15,5	
	02-	R	R		22-0302-1		Ake	Th 13,0	
	01-	F	F		23-0901			Ø 274,0 Th 24,0-22,0	Vent.
	01-	R	R		23-0786			Ø 261,0 Th 10,0-8,0	
2.0 TD Eng.RF3F (66kW)	10/99-7/00	F	F		22-0223-1		Ake	Th 16,5	
	10/99-	F	F		23-0347			Ø 258,0 Th 24,0-22,0	Vent.
	10/99-	R	R		23-0786			Ø 261,0 Th 10,0-8,0	
	10/99-7/00	R	R		53-0216		Ake	228,6x42	Hand Brake
2.0 TD Eng.RF4F (74kW)	7/00-	F	F		22-0301-0		Ake	Th 15,5	7 seats
	7/00-	F	F		22-0223-1		Ake	Th 16,5	5 seats
	02-	R	R		22-0302-1		Ake	Th 13,0	
	00-	F	F		23-0347			Ø 258,0 Th 24,0-22,0	Vent.
	00-	R	R		23-0786			Ø 261,0 Th 10,0-8,0	
	7/00-	R	R		53-0216		Ake	228,6x42	Hand Brake
<b>Protege 1/90-1/92</b>									
1.6 Eng.SOHC	-91	R	R		53-0205		Sum	228,6x32	Hand Brake
	92-	R	R		53-0210		Sum	200,0x35	Hand Brake
	90-	R	R		18-0296			Ø 200,0	
1.8 Eng.DOHC	-91	R	R		53-0205		Sum	228,6x32	Hand Brake
	92-	R	R		53-0210		Sum	200,0x35	Hand Brake
	90-	R	R		18-0296			Ø 200,0	
<b>R100 1/68-12/73</b>									
1.0 (75kW)	1/68-12/73	R	R		53-0198		Sum	200,0x33	Hand Brake
1.1	1/71-12/72	R	R		53-0198		Sum	200,0x33	Hand Brake
<b>RX 7 I (SA) 5/79-3/86</b>									
1.1 Wankel Eng.12AN2 (77-83-85kW)	5/79-3/86	R	R		53-0198		Sum	200,0x33	Hand Brake
1.3 Wankel Eng.13B RE-EGI (101kW)	5/79-3/86	R	R		53-0198		Sum	200,0x33	Hand Brake

				SPARE PARTS	F/R	L/R	METELLI ref.	METELLI ref. w/KIT		DIMENSIONS mm.	NOTE
<b>RX 7 II (FC) 11/85-12/91</b>											
1.3 T., Cabrio Eng.RE13B (133-147kW)	6/87-12/91		R				22-0302-0		Ake	Th 13,0	
1.3 Wankel Eng.RE13B (110kW)	11/85-4/89		R				22-0302-0		Ake	Th 13,0	
<b>RX 7 III (FD) 7/92-</b>											
1.3 Wankel Twin T. Eng.RE13B (176kW)	7/92-		R				22-0302-0		Ake	Th 13,0	
<b>RX 8 (SE) 10/03-</b>											
1.3 Bi-Rotor Eng.RE13B (141kW)	10/03-		F				22-0732-0		Ake	Th 17,0	
	10/03-		R				22-0733-0		Ake	Th 15,0	
1.3 Bi-Rotor Eng.RE13B (170kW)	10/03-		F				22-0732-0		Ake	Th 17,0	
	10/03-		R				22-0733-0		Ake	Th 15,0	
<b>Tribute (EP) 3/00-</b>											
2.0, 4WD Eng.YFD (91kW)	3/00-		F				22-0609-0		Ate	Th 20,0	
	3/00-		R				53-0216		Ake	228,6x42	Hand Brake
2.3 AWD Eng.GZ (110kW)	4/04-		F				22-0609-0		Ate	Th 20,0	
3.0 V6 24v 4WD Eng.AJD (145kW)	3/00-		F				22-0609-0		Ate	Th 20,0	
	3/00-		R				53-0216		Ake	228,6x42	Hand Brake
3.0 V6 AWD Eng.AJ (149kW)	4/04-		F				22-0609-0		Ate	Th 20,0	
<b>Xedos 6 (CA), Cronos 1/92-</b>											
1.6 16v Eng.B6/ D/ E/ F (54-63-65-77-79-81-85kW)	8/92-		F				22-0223-0		Ake	Th 16,5	
	8/92-		R				22-0303-0		Ake	Th 13,5	
	92-		F				23-0347			Ø 258,0 Th 24,0-22,0	Vent.
1.8i Eng.K819 (98kW)	1/92-		F				22-0223-0		Ake	Th 16,5	
	1/92-		R				22-0303-0		Ake	Th 13,5	
	92-		F				23-0347			Ø 258,0 Th 24,0-22,0	Vent.
2.0 V6 Eng.KF1 (103-106kW)	1/92-		F				22-0223-0		Ake	Th 16,5	
	1/92-		R				22-0303-0		Ake	Th 13,5	
	92-		F				23-0347			Ø 258,0 Th 24,0-22,0	Vent.
<b>Xedos 9 (TA) 7/93-</b>											
2.0 24v Eng.KF (105kW)	8/93-1/00		F				22-0473-0		Ake	Th 16,5	
	8/93-1/00		R				22-0474-0		Ake	Th 13,0	
2.3 24v Eng.KJ-ZEM (155kW)	2/95-1/00		F				22-0473-0		Ake	Th 16,5	
	2/95-1/00		R				22-0474-0		Ake	Th 13,0	
2.5 24v V6 Eng.KL (120-123kW)	7/93-		F				22-0473-0		Ake	Th 16,5	
	7/93-		R				22-0474-0		Ake	Th 13,0	

MAZDA LCV

<b>B-Serie I (PE) 2/77-1/82</b>											
1.6 Eng.NA (55kW)	2/77-9/78		R				53-0199		Sum	260,0x45	
1.8 Eng.VC (60-62kW)	2/77-1/82		F				53-0199		Sum	260,0x45	
<b>B-Serie I Rotary 1/71-2/77</b>											
1.6 Eng.NA (55kW)	1/72-12/75		F				53-0199		Sum	260,0x45	
<b>B-Serie II (UD) 10/81-8/85</b>											
1.8 Eng.H817/ H816/ VC (60-62kW)	10/81-8/85		F				22-0239-0		Ake	Th 14,0	
2.0 Eng.MA (66kW)	1/81-8/85		R				53-0199		Sum	260,0x45	
2.0 Eng.UA (57kW)	1/83-12/84		F				22-0239-0		Ake	Th 14,0	
	1/83-12/84		R				53-0199		Sum	260,0x45	
2.0, 12v Eng.FE (60-63-66-68-70-74-79-81-85-88kW)	1/83-8/85		R				53-0199		Sum	260,0x45	
2.2 D (42kW)	2/82-12/84		R				53-0199		Sum	260,0x45	
<b>B-Serie III (UF) 1/85-6/99</b>											
1.6 Eng.F6 (55-59kW)	89-		R				53-0208			260,0x50	Hand Brake
2.0 Eng.FE (62-65kW)	-3/96		F				22-0283-0		Sum	Th 15,0	
			R				53-0208			260,0x50	Hand Brake
2.2 12v Eng.F2L8 (68-85-94-100kW)	8/91-12/96		F				22-0283-0		Sum	Th 15,0	
	8/91-12/96		R				53-0208			260,0x50	Hand Brake
2.2 D Eng.R290/ R2 (46-47-52-60kW)	-3/96		F				22-0283-0		Sum	Th 15,0	
2.5	95-		F				22-0683-0		Wag	Th 17,0	
2.5 D 4WD Eng.MD25NA (57kW)	9/98-6/99		R				53-0209			260,0x50	Hand Brake
2.5 D, 4WD Eng.WL (63kW)	2/96-6/99		F				22-0473-0		Ake	Th 16,5	4WD
	2/96-6/99		F				22-0395-0		Sum	Th 16,0	
	2/96-6/99		R				53-0208			260,0x50	Hand Brake
2.6 12v 4WD Eng.G6MPV (90kW)	1/90-6/99		R				53-0208			260,0x50	Hand Brake
2.6 4WD Eng.AM (73kW)	1/87-10/90		R				53-0208			260,0x50	Hand Brake
3.0	95-		F				22-0683-0		Wag	Th 17,0	

			Spare Parts	F/R	L/R	METELLI ref.	METELLI ref. w/KIT		DIMENSIONS mm.	NOTE
4.0			95-	F		22-0683-0		Wag	Th 17,0	
<b>B-Serie IV (UN) 2/99-</b>										
2.2 4WD Eng.R5A2 (60kW)			-02	F		22-0473-0		Ake	Th 16,5	
			02-	F		22-0610-0		Sum	Th 16,0	
			2/99-	R		53-0144			270,0x54	Hand Brake
			2/99-	R		53-0143			295,0x56	Hand Brake
2.2 8v 4WD Eng.JL22 (68kW)			-02	F		22-0473-0		Ake	Th 16,5	
			02-	F		22-0610-0		Sum	Th 16,0	
			6/99-	R		53-0144			270,0x54	Hand Brake
			6/99-	R		53-0143			295,0x56	Hand Brake
2.5 D, 4WD Eng.MD25NA (57kW)			-02	F		22-0473-0		Ake	Th 16,5	4WD
			02-	F		22-0610-0		Sum	Th 16,0	4WD
			6/99-	F		22-0479-0		Sum	Th 17,5	
			6/99-	R		53-0144			270,0x54	Hand Brake
			6/99-	R		53-0143			295,0x56	Hand Brake
2.5 D, 4WD Eng.WLLE7 (62kW)			-02	F		22-0473-0		Ake	Th 16,5	4WD
			02-	F		22-0610-0		Sum	Th 16,0	4WD
			12/02-	F		22-0479-0		Sum	Th 17,5	
			12/02-	R		53-0144			270,0x54	Hand Brake
			12/02-	R		53-0143			295,0x56	Hand Brake
2.5 TD 4WD Eng.MD25TI (80kW)			-02	F		22-0473-0		Ake	Th 16,5	4WD
			02-	F		22-0610-0		Sum	Th 16,0	4WD
			6/99-	F		22-0479-0		Sum	Th 17,5	
			6/99-	R		53-0144			270,0x54	Hand Brake
			6/99-	R		53-0143			295,0x56	Hand Brake
2.6 12v 4WD Eng.JK26 (90kW)			6/99-	R		53-0144			270,0x54	Hand Brake
			6/99-	R		53-0143			295,0x56	Hand Brake
<b>E-Serie I (SR1) 1/71-6/84</b>										
1.4 Eng.UC (51kW)			81-85	F		22-0243-0		Sum	Th 15,5	
1.6 Eng.NA (51-55kW)			81-	F		22-0243-0		Sum	Th 15,5	
			80-	R		53-0221		Sum	220,0x57	Hand Brake
1.8 Eng.F8 (65-69kW)			-85	F		22-0243-0		Sum	Th 15,5	
<b>E-Serie II (SR2) 5/84-</b>										
2.0 Eng.FE60/ FE61 (60kW)			3/91-5/94	F		22-0232-1		Ake	Th 15,0	
			3/91-5/94	R		53-0209			260,0x50	Hand Brake
			3/91-5/94	R		53-0202		Sum	260,0x50	Hand Brake
2.0 Eng.FEKat. (70kW)			-99	F		22-0232-1		Ake	Th 15,0	
			99-	F		22-0399-0		Sum	Th 15,5	
			6/94-	R		53-0209			260,0x50	Hand Brake
			9/99-	R		53-0222		Ake	220,0x57	
			9/99-	R		53-0223		Ake	270,0x52	
2.0 4WD Eng.FE60/ FE61 (60kW)			10/88-9/89	F		22-0232-1		Ake	Th 15,0	
			10/88-9/89	R		53-0209			260,0x50	Hand Brake
2.0, 4x4 Eng.FE18/ FE58/ FEV4 (63kW)			-88	F		22-0232-0		Ake	Th 15,0	
			88-	F		22-0232-1		Ake	Th 15,0	
			5/85-4/89	R		53-0221		Sum	220,0x57	4WD Bus, Hand Brake
			5/85-4/89	R		53-0202		Sum	260,0x50	Hand Brake
2.2 D Eng.R203/ R207 (46kW)			5/84-2/88	F		22-0232-0		Ake	Th 15,0	
			5/84-2/88	R		53-0221		Sum	220,0x57	Hand Brake
			5/84-2/88	R		53-0202		Sum	260,0x50	Hand Brake
2.2 D 4WD Eng.R2/ R203/ R207 (47kW)			-99	F		22-0232-1		Ake	Th 15,0	
			99-	F		22-0399-0		Sum	Th 15,5	
			3/91-	R		53-0209			260,0x50	Van, Hand Brake
			3/91-	R		53-0221		Sum	220,0x57	Hand Brake
			9/99-	R		53-0222		Ake	220,0x57	
			9/99-	R		53-0223		Ake	270,0x52	
2.2 D, 4WD Eng.R2 (52kW)			-99	F		22-0232-1		Ake	Th 15,0	
			99-	F		22-0399-0		Sum	Th 15,5	
			2/97-	R		53-0209			260,0x50	Van, Hand Brake
			2/97-	R		53-0221		Sum	220,0x57	Hand Brake
			9/99-	R		53-0222		Ake	220,0x57	
			9/99-	R		53-0223	53-0021Y	Ake	270,0x52	
<b>E-Serie II (SR2) 1/92-6/99</b>										
1.1 i (44kW)			9/99-	R			53-0021K	Ake	270,0x52	
			9/99-	R			53-0024Y	Ake	270,0x52	

MAZDA LCV



		Spare Parts	F/R	L/R	METELLI ref.	METELLI ref. w/KIT		DIMENSIONS mm.	NOTE
1.4 i (55kW)	9/99-		R			53-0021Y	Ake	270,0x52	
	9/99-		R			53-0021K	Ake	270,0x52	
	9/99-		R			53-0024Y	Ake	270,0x52	
1.4 i 4x4 (55kW)	9/99-		R			53-0021Y	Ake	270,0x52	
	9/99-		R			53-0021K	Ake	270,0x52	
	9/99-		R			53-0024Y	Ake	270,0x52	
1.5 D (43kW)	9/99-		R			53-0320Y	Ake	270,0x52	

MEGA




Club I 1/92-6/99									
1.5 D (43kW)	1/94-6/99		R		53-0320	53-0320K	Bdx	180,0x32	Hand Brake
	1/94-6/99		R			53-0329Y	Bdx	180,0x32	Hand Brake
1.5 D 4x4 (43kW)	1/94-6/99		R			53-0320Y	Bdx	180,0x32	Hand Brake
	1/94-6/99		R		53-0320	53-0320K	Bdx	180,0x32	Hand Brake
	1/94-6/99		R			53-0329Y	Bdx	180,0x32	Hand Brake
1.1 i (44kW)	1/94-6/99		R			53-0021Y	Bdx	180,0x32	Hand Brake
	1/94-6/99		R			53-0021K	Bdx	180,0x32	Hand Brake
	1/94-6/99		R			53-0024Y	Bdx	180,0x32	Hand Brake
1.4 i (55kW)	1/94-6/99		R			53-0021Y	Bdx	180,0x32	Hand Brake
	1/94-6/99		R			53-0021K	Bdx	180,0x32	Hand Brake
	1/94-6/99		R			53-0024Y	Bdx	180,0x32	Hand Brake
1.4 i 4x4 (55kW)	1/94-6/99		R			53-0021Y	Bdx	180,0x32	Hand Brake
	1/94-6/99		R			53-0021K	Bdx	180,0x32	Hand Brake
	1/94-6/99		R			53-0024Y	Bdx	180,0x32	Hand Brake
1.5 D (43kW)	1/94-6/99		R			53-0320Y	Bdx	180,0x32	Hand Brake
Tjaffer 1/92-6/99									
1.5 D (43kW)	1/94-6/99		R		53-0320	53-0320K	Bdx	180,0x32	Hand Brake
	1/94-6/99		R			53-0329Y	Bdx	180,0x32	Hand Brake
1.5 D 4x4 (43kW)	1/94-6/99		R			53-0320Y	Bdx	180,0x32	Hand Brake
	1/94-6/99		R		53-0320	53-0320K	Bdx	180,0x32	Hand Brake
	1/94-6/99		R			53-0329Y	Bdx	180,0x32	Hand Brake

MENARINI BUS

Urban 1/95-									
All models	1/95-		F/R		22-0648-1		Bre	Th 19,0	



















































MERCEDES BENZ

114 (W114) 1/68-11/76									
230.6 (114.015) Eng.M180.954 (88kW)	1/68-11/76		F		22-0011-0	22-0011-0K	Ate	Th 15,0	
	1/68-11/76		R		22-0003-4		Ate	Th 15,5	
	73-		F		23-0045			Ø 273,0 Th 12,5-9,0	Ch -203607
	-76		F		23-0046			Ø 278,0 Th 12,5-11,1	Ch 203608-
	71-76		R		23-0044			Ø 279,0 Th 10,0-8,3	
250 (114.010) Eng.M114.920 (85-96kW)	1/68-8/72		F		22-0011-0	22-0011-0K	Ate	Th 15,0	
	1/68-8/72		R		22-0003-4		Ate	Th 15,5	
			F		23-0045			Ø 273,0 Th 12,5-9,0	Ch 068408-
	68-72		F		23-0046			Ø 278,0 Th 12,5-11,1	
	68-72		R		23-0044			Ø 279,0 Th 10,0-8,3	



























































		Spare Parts	F/R	L/R	METELLI ref.	METELLI ref. w/KIT		DIMENSIONS mm.	NOTE
250 C (114.011) Eng.M114.920 (96kW)	4/69-6/72	F	R		22-0011-0	22-0011-0K	Ate	Th 15,0	
					22-0003-4		Ate	Th 15,5	
	69-72	F	R		23-0046			Ø 278,0 Th 12,5-11,1	
					23-0044			Ø 279,0 Th 10,0-8,3	
280 (114.060) Eng.M110.921 (118kW)	6/72-11/76	F	R		22-0011-0	22-0011-0K	Ate	Th 15,0	
					22-0003-4		Ate	Th 15,5	
	72-76	F	R		23-0046			Ø 278,0 Th 12,5-11,1	
					23-0044			Ø 279,0 Th 10,0-8,3	
280 E (114.062) Eng.M110.981 (136kW)	6/72-11/76	F	R		22-0011-0	22-0011-0K	Ate	Th 15,0	
					22-0003-4		Ate	Th 15,5	
	72-76	F	R		23-0046			Ø 278,0 Th 12,5-11,1	
					23-0044			Ø 279,0 Th 10,0-8,3	
<b>114 Coupe (W114) 4/69-2/77</b>									
250 C (114.021) Eng.M114.920 (96kW)	4/69-6/72	F	R		22-0011-0	22-0011-0K	Ate	Th 15,0	
					22-0003-4		Ate	Th 15,5	
	69-72	F	R		23-0045			Ø 273,0 Th 12,5-9,0	Ch 007086-
					23-0046			Ø 278,0 Th 12,5-11,1	
250 CE (114.022) Eng.M114.980 (110kW)	4/69-4/72	F	R		22-0011-0	22-0011-0K	Ate	Th 15,0	
					22-0003-4		Ate	Th 15,5	
	69-72	F	R		23-0045			Ø 273,0 Th 12,5-9,0	Ch 017600-
					23-0044			Ø 279,0 Th 10,0-8,3	
250, C 2.8 (114.023) Eng.M130.923 (96kW)	6/72-11/76	F	R		22-0011-0	22-0011-0K	Ate	Th 15,0	
					22-0003-4		Ate	Th 15,5	
	72-76	F	R		23-0046			Ø 278,0 Th 12,5-11,1	
					23-0044			Ø 279,0 Th 10,0-8,3	
280 C (114.073) Eng.M110.921 (118kW)	6/72-2/77	F	R		22-0011-0	22-0011-0K	Ate	Th 15,0	
					22-0003-4		Ate	Th 15,5	
	72-77	F	R		23-0046			Ø 278,0 Th 12,5-11,1	
					23-0044			Ø 279,0 Th 10,0-8,3	
280 CE (114.072) Eng.M110.981 (136kW)	6/72-1/77	F	R		22-0011-0	22-0011-0K	Ate	Th 15,0	
					22-0003-4		Ate	Th 15,5	
	72-77	F	R		23-0046			Ø 278,0 Th 12,5-11,1	
					23-0044			Ø 279,0 Th 10,0-8,3	
<b>115 (W115) 1/68-1/77</b>									
200 (115.015) Eng.M115.923/ 926 (63-70kW)	1/68-1/77	F	R		22-0078-1		Ate	Th 15,0	
					22-0003-4		Ate	Th 15,5	
	68-76	F	R		23-0045			Ø 273,0 Th 12,5-9,0	Ch 097999-
					23-0044			Ø 279,0 Th 10,0-8,3	
200 D (115.115/.112) Eng.OM615.913 (40kW)	1/68-1/77	F	R		22-0078-1		Ate	Th 15,0	
					22-0003-4		Ate	Th 15,5	
	68-77	F	R		23-0045			Ø 273,0 Th 12,5-9,0	Ch 105290-
					23-0044			Ø 279,0 Th 10,0-8,3	
220 (115.010) Eng.M115.920 (77kW)	1/68-7/73	F	R		22-0078-1		Ate	Th 15,0	
					22-0003-4		Ate	Th 15,5	
	68-73	F	R		23-0045			Ø 273,0 Th 12,5-9,0	Ch 083872-
					23-0044			Ø 279,0 Th 10,0-8,3	
220 (115.010) Eng.M115.924 (66kW)	1/68-7/73	F	R		22-0078-1		Ate	Th 15,0	
					22-0003-4		Ate	Th 15,5	
	68-73	F	R		23-0045			Ø 273,0 Th 12,5-9,0	Ch 083872-
					23-0044			Ø 279,0 Th 10,0-8,3	
220 D (115.110) Eng.OM615.912 (44kW)	1/68-1/77	F	R		22-0078-1		Ate	Th 15,0	
					22-0003-4		Ate	Th 15,5	
	68-77	F	R		23-0045			Ø 273,0 Th 12,5-9,0	Ch 213512-
					23-0044			Ø 279,0 Th 10,0-8,3	
230.4 (115.017) Eng.M115.951 (81kW)	8/73-12/76	F	R		22-0078-1		Ate	Th 15,0	
					22-0003-4		Ate	Th 15,5	
	73-76	F	R		23-0045			Ø 273,0 Th 12,5-9,0	
					23-0044			Ø 279,0 Th 10,0-8,3	
240 D (115.117/.119) Eng.OM616.916 (48kW)	8/73-1/77	F	R		22-0078-1		Ate	Th 15,0	
					22-0003-4		Ate	Th 15,5	
	73-77	F	R		23-0045			Ø 273,0 Th 12,5-9,0	
					23-0044			Ø 279,0 Th 10,0-8,3	
240 D 3.0 (115.114) Eng.OM617.910 (59kW)	8/74-11/76	F	R		22-0078-1		Ate	Th 15,0	
					22-0003-4		Ate	Th 15,5	
	74-76	F	R		23-0046			Ø 278,0 Th 12,5-11,1	
					23-0044			Ø 279,0 Th 10,0-8,3	



			SPARE PARTS	F/R	L/R	METELLI ref.	METELLI ref. w/KIT		DIMENSIONS mm.	NOTE
<b>190 II (W201) 10/82-8/93</b>										
1.8 E (201.018) Eng.M102.910 (77-80kW)	4/90-8/93	F				22-0041-0	22-0041-0K	Gir	Th 18,0	
	4/90-8/93					22-0092-0		Ate	Th 13,5	-ASR
	4/90-8/93					22-0566-0	22-0566-0K	Ate	Th 15,0	+ASR
	90-93	F				23-0103			Ø 262,0 Th 11,0-9,0	
	90-93					23-0104			Ø 258,0 Th 9,0-7,3	
4/90-8/93	R				53-0233	53-0233K	Luc	164,0x20	Hand Brake	
2.0 Eng.M102.921 (66kW)	82-84	F				23-0103			Ø 262,0 Th 11,0-9,0	
	82-84	R				23-0104			Ø 258,0 Th 9,0-7,3	
	10/82-10/84	R				53-0233	53-0233K	Luc	164,0x20	Hand Brake
2.0 Eng.M102.924 (75-77kW)	9/84-5/90	F				22-0041-0	22-0041-0K	Gir	Th 18,0	
	9/84-5/90	R				22-0092-0		Ate	Th 13,5	-ASR
	9/84-5/90	R				22-0566-0	22-0566-0K	Ate	Th 15,0	+ASR
	84-90	F				23-0103			Ø 262,0 Th 11,0-9,0	
	84-90	R				23-0104			Ø 258,0 Th 9,0-7,3	
	9/84-5/90	R				53-0233	53-0233K	Luc	164,0x20	Hand Brake
2.0 D (201.122) Eng.OM601.911 (53-55kW)	8/83-8/93	F				22-0041-0	22-0041-0K	Gir	Th 18,0	
	8/83-8/93	R				22-0092-0		Ate	Th 13,5	-ASR
	8/83-8/93	R				22-0566-0	22-0566-0K	Ate	Th 15,0	+ASR
	83-93	F				23-0103			Ø 262,0 Th 11,0-9,0	
	83-93	R				23-0104			Ø 258,0 Th 9,0-7,3	
	8/83-8/93	R				53-0233	53-0233K	Luc	164,0x20	Hand Brake
2.2 D Eng.OM601.921 (53kW)	1/83-8/93	R				53-0233	53-0233K	Luc	164,0x20	Hand Brake
2.3 E (201.028) Eng.M102.985 (97-100kW)	10/86-8/93	F				22-0041-0	22-0041-0K	Gir	Th 18,0	
	10/86-8/93	R				22-0092-0		Ate	Th 13,5	-ASR
	10/86-8/93	R				22-0566-0	22-0566-0K	Ate	Th 15,0	+ASR
	86-93	F				23-0211			Ø 262,0 Th 22,0-19,4	Vent.
	86-93	R				23-0104			Ø 258,0 Th 9,0-7,3	
	10/86-8/93	R				53-0233	53-0233K	Luc	164,0x20	Hand Brake
2.3-16 E (201.034) Eng.M102.983 (125-130-136kW)	4/84-8/88	F				22-0061-0	22-0061-0K	Gir	Th 19,0	
	4/84-8/88	R				22-0092-0		Ate	Th 13,5	-ASR
	84-88	F				23-0167			Ø 284,0 Th 21,8-19,4	Vent.
	84-88	R				23-0104			Ø 258,0 Th 9,0-7,3	
4/84-8/88	R				53-0233	53-0233K	Luc	164,0x20	Hand Brake	
2.5 D (201.126) Eng.OM602.911 (66-69kW)	4/85-8/93	F				22-0041-0	22-0041-0K	Gir	Th 18,0	
	4/85-8/93	R				22-0092-0		Ate	Th 13,5	-ASR
	4/85-8/93	R				22-0566-0	22-0566-0K	Ate	Th 15,0	+ASR
	85-93	F				23-0103			Ø 262,0 Th 11,0-9,0	
	85-93	R				23-0104			Ø 258,0 Th 9,0-7,3	
	4/85-8/93	R				53-0233	53-0233K	Luc	164,0x20	Hand Brake
2.5 E Evolution II Eng.M102.992 (173kW)	5/90-8/93	F				22-0667-0	22-0667-0K	Ate	Th 17,5	
	5/90-8/93	R				22-0203-0	22-0203-0K	Ate	Th 15,0	
	5/90-8/93	R				53-0233	53-0233K	Luc	164,0x20	Hand Brake
2.5 TD (201.128) Eng.OM602.961 (90-93kW)	2/88-8/93	F				22-0041-0	22-0041-0K	Gir	Th 18,0	
	2/88-8/93	R				22-0092-0		Ate	Th 13,5	-ASR
	2/88-8/93	R				22-0566-0	22-0566-0K	Ate	Th 15,0	+ASR
	88-93	F				23-0211			Ø 262,0 Th 22,0-19,4	Vent.
	88-93	R				23-0104			Ø 258,0 Th 9,0-7,3	
	2/88-8/93	R				53-0233	53-0233K	Luc	164,0x20	Hand Brake
2.5-16 E Eng.M102.990 (150kW)	9/88-8/93	F				22-0061-0	22-0061-0K	Gir	Th 19,0	
	9/88-8/93	R				22-0092-0		Ate	Th 13,5	-ASR
	88-93	F				23-0167			Ø 284,0 Th 21,8-19,4	Vent.
	88-93	R				23-0104			Ø 258,0 Th 9,0-7,3	
	9/88-8/93	R				53-0233	53-0233K	Luc	164,0x20	Hand Brake
2.5-16 E Eng.M102.991 (143kW)	3/89-8/93	F				22-0061-0	22-0061-0K	Gir	Th 19,0	
	3/89-8/93	R				22-0092-0		Ate	Th 13,5	-ASR
	89-93	F				23-0167			Ø 284,0 Th 21,8-19,4	Vent.
	89-93	R				23-0104			Ø 258,0 Th 9,0-7,3	
	3/89-8/93	R				53-0233	53-0233K	Luc	164,0x20	Hand Brake
2.6 E (201.029) Eng.M103.942 (118-122kW)	9/86-8/93	F				22-0041-0	22-0041-0K	Gir	Th 18,0	
	9/86-8/93	R				22-0092-0		Ate	Th 13,5	-ASR
	9/86-8/93	R				22-0566-0	22-0566-0K	Ate	Th 15,0	+ASR
	86-93	F				23-0211			Ø 262,0 Th 22,0-19,4	Vent.
	86-93	R				23-0104			Ø 258,0 Th 9,0-7,3	
	9/86-8/93	R				53-0233	53-0233K	Luc	164,0x20	Hand Brake
200 E Eng.M102.962 (85-87kW)	2/85-8/93	F				22-0041-0	22-0041-0K	Gir	Th 18,0	
	2/85-8/93	R				22-0092-0		Ate	Th 13,5	-ASR




		Spare Parts	F/R	L/R	METELLI ref.	METELLI ref. w/KIT		DIMENSIONS mm.	NOTE
200 E Eng.M102.962 (85-87kW)	2/85-8/93		R		<b>22-0566-0</b>	<b>22-0566-0K</b>	Ate	Th 15,0	+ASR
	85-93		F		<b>23-0103</b>			Ø 262,0 Th 11,0-9,0	
	85-93		R		<b>23-0104</b>			Ø 258,0 Th 9,0-7,3	
	2/85-8/93		R		<b>53-0233</b>	<b>53-0233K</b>	Luc	164,0x20	Hand Brake
200 E Eng.M102.962 (93kW)	10/82-6/93		F		<b>22-0041-0</b>	<b>22-0041-0K</b>	Gir	Th 18,0	
	10/82-6/93		R		<b>22-0092-0</b>		Ate	Th 13,5	-ASR
	10/82-6/93		R		<b>22-0566-0</b>	<b>22-0566-0K</b>	Ate	Th 15,0	+ASR
	10/82-6/93		R		<b>53-0233</b>	<b>53-0233K</b>	Luc	164,0x20	Hand Brake
200 E (201.024) Eng.M102.961/ 962 (83kW)	10/82-6/93		F		<b>22-0041-0</b>	<b>22-0041-0K</b>	Gir	Th 18,0	
	10/82-6/93		R		<b>22-0092-0</b>		Ate	Th 13,5	-ASR
	10/82-6/93		R		<b>22-0566-0</b>	<b>22-0566-0K</b>	Ate	Th 15,0	+ASR
	82-93		F		<b>23-0103</b>			Ø 262,0 Th 11,0-9,0	
	82-93		F		<b>23-0211</b>			Ø 262,0 Th 22,0-19,4	Vent., Usa
	82-93		R		<b>23-0104</b>			Ø 258,0 Th 9,0-7,3	
	10/82-6/93		R		<b>53-0233</b>	<b>53-0233K</b>	Luc	164,0x20	Hand Brake
	<b>Cabrio (A124) 4/92-6/93</b>								
300 CE-24 (124.061) Eng.M104.980 (162kW)	4/92-6/93		F		<b>22-0667-0</b>	<b>22-0667-0K</b>	Ate	Th 17,5	
	4/92-6/93		R		<b>22-0203-0</b>	<b>22-0203-0K</b>	Ate	Th 15,0	
	92-93		F		<b>23-0320</b>			Ø 295,0 Th 22,0-19,4	Vent.
	92-93		R		<b>23-0277C</b>			Ø 278,0 Th 9,0-7,3	(Coated)
<b>CL (216) 9/06-</b>									
500 (216.371) Eng.M237.961 (285kW)	06-		F		<b>22-0669-0</b>	<b>22-0669-0K</b>	Bre	Th 17,5	
	06-		R		<b>22-0568-0</b>	<b>22-0568-0K</b>	Ate	Th 16,5	
	9/06-		R		<b>53-0247</b>	<b>53-0247K</b>		180,0x25	Hand Brake
600 (216.376) Eng.M275.953 (380kW)	9/06-		R		<b>53-0247</b>	<b>53-0247K</b>		180,0x25	Hand Brake
63 AMG (216.377) Eng.M156.984 (386kW)	1/07-		R		<b>53-0247</b>	<b>53-0247K</b>		180,0x25	Hand Brake
65 AMG (216.379) Eng.M275.982 (450kW)	7/07-		R		<b>53-0247</b>	<b>53-0247K</b>		180,0x25	Hand Brake
<b>Classe A (W168) 7/97-8/04</b>									
A 140 (168.031/.131) Eng.M166.940 (60kW)	7/97-8/04		F		<b>22-0310-0</b>	<b>22-0310-0K</b>	Gir	Th 17,0	
	97-		F		<b>23-0470</b>			Ø 260,0 Th 12,0-10,0	
	01-04		F		<b>23-0469</b>			Ø 260,0 Th 22,0-19,4	Vent., Mod. Long
	7/97-8/04		R		<b>53-0235</b>		Luc	180,0x42	Hand Brake
	97-		R		<b>18-0223</b>			Ø 180,0	
	97-04		R		<b>51-0171</b>		Luc	Ø 17,78 180,0x42	Ch J168710-, LUC, +ESP
	97-04		R		<b>51-0172</b>		Luc	Ø 19,05 180,0x42	Ch -J168709, LUC
A 160 (168.033/.133) Eng.M166.960 (75kW)	7/97-8/04		F		<b>22-0310-0</b>	<b>22-0310-0K</b>	Gir	Th 17,0	
	7/97-8/04		R		<b>22-0565-0</b>		Gir	Th 14,5	Mod. Long
	97-04		F		<b>23-0469</b>			Ø 260,0 Th 22,0-19,4	Vent.
	01-		R		<b>23-0599</b>			Ø 258,0 Th 8,0-7,0	
	7/97-8/04		R		<b>53-0233</b>	<b>53-0233K</b>	Luc	164,0x20	Hand Brake
	7/97-8/04		R		<b>53-0235</b>		Luc	180,0x42	Hand Brake
	97-		R		<b>18-0223</b>			Ø 180,0	
	97-04		R		<b>51-0171</b>		Luc	Ø 17,78 180,0x42	Ch J168710-, LUC, +ESP
97-04		R		<b>51-0172</b>		Luc	Ø 19,05 180,0x42	Ch -J168709, LUC	
A 160 CDi (168.006) Eng.OM668.940 (55kW)	2/01-8/04		F		<b>22-0310-0</b>	<b>22-0310-0K</b>	Gir	Th 17,0	
	01-		F		<b>23-0470</b>			Ø 260,0 Th 12,0-10,0	
	2/01-8/04		R		<b>53-0233</b>	<b>53-0233K</b>	Luc	164,0x20	Hand Brake
	01-		R		<b>18-0223</b>			Ø 180,0	
	01-04		R		<b>51-0171</b>		Luc	Ø 17,78 180,0x42	Ch J168710-, LUC, +ESP
01-04		R		<b>51-0172</b>		Luc	Ø 19,05 180,0x42	Ch -J168709, LUC	
A 160 CDi (168.007) Eng.OM668.941 (44kW)	7/98-2/01		F		<b>22-0310-0</b>	<b>22-0310-0K</b>	Gir	Th 17,0	
	98-01		F		<b>23-0470</b>			Ø 260,0 Th 12,0-10,0	
	7/98-2/01		R		<b>53-0235</b>		Luc	180,0x42	Hand Brake
	98-		R		<b>18-0223</b>			Ø 180,0	
	98-01		R		<b>51-0171</b>		Luc	Ø 17,78 180,0x42	Ch J168710-, LUC, +ESP
98-01		R		<b>51-0172</b>		Luc	Ø 19,05 180,0x42	Ch -J168709, LUC	
A 170 CDi (168.008) Eng.OM668.940 (66kW)	7/98-2/01		F		<b>22-0310-0</b>	<b>22-0310-0K</b>	Gir	Th 17,0	
	98-01		F		<b>23-0469</b>			Ø 260,0 Th 22,0-19,4	Vent.
	7/98-2/01		R		<b>53-0235</b>		Luc	180,0x42	Hand Brake
	98-		R		<b>18-0223</b>			Ø 180,0	
	98-01		R		<b>51-0171</b>		Luc	Ø 17,78 180,0x42	Ch J168710-, LUC, +ESP
98-01		R		<b>51-0172</b>		Luc	Ø 19,05 180,0x42	Ch -J168709, LUC	

		Spare Parts	F/R	L/R	METELLI ref.	METELLI ref. w/KIT		DIMENSIONS mm.	NOTE
A 170 CDi (168.009/109) Eng.OM668.942 (70kW)	2/01-8/04		F		22-0310-0	22-0310-0K	Gir	Th 17,0	
	2/01-8/04		R		22-0565-0		Gir	Th 14,5	Mod. Long
	01-		F		23-0469			Ø 260,0 Th 22,0-19,4	Vent.
	01-		R		23-0599			Ø 258,0 Th 8,0-7,0	
	2/01-8/04		R		53-0233	53-0233K	Luc	164,0x20	Hand Brake
	01-		R		18-0223			Ø 180,0	
01-04		R		51-0171		Luc	Ø 17,78 180,0x42	Ch J168710-, LUC, +ESP	
01-04		R		51-0172		Luc	Ø 19,05 180,0x42	Ch -J168709, LUC	
A 190 (168.032/.132) Eng.M166.990 (92kW)	3/99-8/04		F		22-0310-0	22-0310-0K	Gir	Th 17,0	
	3/99-8/04		R		22-0565-0		Gir	Th 14,5	
	3/99-		F		23-0759			Ø 276,0 Th 22,0-19,4	Vent.
	99-04		F		23-0469			Ø 260,0 Th 22,0-19,4	Vent., Brasil
	99-		R		23-0599			Ø 258,0 Th 8,0-7,0	
	3/99-8/04		R		53-0233	53-0233K	Luc	164,0x20	Hand Brake
A 210 (168.035/.135) Eng.M166.995 (103kW)	3/02-8/04		F		22-0310-0	22-0310-0K	Gir	Th 17,0	
	3/02-8/04		R		22-0565-0		Gir	Th 14,5	
	02-04		R		23-0599			Ø 258,0 Th 8,0-7,0	
	3/02-8/04		R		53-0233	53-0233K	Luc	164,0x20	Hand Brake
<b>Classe A (W169) 9/04-</b>									
A 150 (169.031/331) Eng.M266.920 (70kW)	9/04-		F		22-0646-0	22-0646-0K	Bosch	Th 19,0	
	9/04-		R		22-0565-0		Gir	Th 14,5	
	04-		F		23-0830			Ø 276,0 Th 12,0-10,0	
	04-		R		23-0833			Ø 258,0 Th 8,0-7,0	
9/04-		R		53-0233	53-0233K	Luc	164,0x20	Hand Brake	
A 160 (169.031/331) (70kW)	09-		F		22-0646-0	22-0646-0K	Bosch	Th 19,0	
	09-		R		22-0565-0		Gir	Th 14,5	
	09-		F		23-0830			Ø 276,0 Th 12,0-10,0	
	09-		R		23-0833			Ø 258,0 Th 8,0-7,0	
09-		R		53-0233	53-0233K	Luc	164,0x20	Hand Brake	
A 160 CDi (169.006/306) Eng.OM640.942 (60kW)	9/04-		F		22-0646-0	22-0646-0K	Bosch	Th 19,0	
	9/04-		R		22-0565-0		Gir	Th 14,5	
	04-		F		23-0830			Ø 276,0 Th 12,0-10,0	
	04-		R		23-0833			Ø 258,0 Th 8,0-7,0	
9/04-		R		53-0233	53-0233K	Luc	164,0x20	Hand Brake	
A 170 (169.032/332) Eng.M266.940 (85kW)	9/04-		F		22-0646-0	22-0646-0K	Bosch	Th 19,0	
	9/04-		R		22-0565-0		Gir	Th 14,5	
	04-		F		23-0831			Ø 276,0 Th 22,0-19,4	Vent.
	04-		R		23-0833			Ø 258,0 Th 8,0-7,0	
9/04-		R		53-0233	53-0233K	Luc	164,0x20	Hand Brake	
A 180 (169.032/332) (85kW)	09-		F		22-0646-0	22-0646-0K	Bosch	Th 19,0	
	09-		R		22-0565-0		Gir	Th 14,5	
	09-		F		23-0831			Ø 276,0 Th 22,0-19,4	Vent.
	09-		R		23-0833			Ø 258,0 Th 8,0-7,0	
09-		R		53-0233	53-0233K	Luc	164,0x20	Hand Brake	
A 180 CDi (169.007/307) Eng.OM640.940 (80kW)	9/04-		F		22-0646-0	22-0646-0K	Bosch	Th 19,0	
	9/04-		R		22-0565-0		Gir	Th 14,5	
	04-		F		23-0831			Ø 276,0 Th 22,0-19,4	Vent.
	04-		R		23-0833			Ø 258,0 Th 8,0-7,0	
9/04-		R		53-0233	53-0233K	Luc	164,0x20	Hand Brake	
A 200 (169.033/333) Eng.M266.960 (100kW)	9/04-		F		22-0646-0	22-0646-0K	Bosch	Th 19,0	
	9/04-		R		22-0565-0		Gir	Th 14,5	
	04-		F		23-0831			Ø 276,0 Th 22,0-19,4	Vent.
	04-		R		23-0833			Ø 258,0 Th 8,0-7,0	
9/04-		R		53-0233	53-0233K	Luc	164,0x20	Hand Brake	
A 200 CDi (169.008/308) Eng.OM640.941 (103kW)	9/04-		F		22-0647-0	22-0647-0K	Bosch	Th 20,0	
	9/04-		R		22-0565-0		Gir	Th 14,5	
	04-		F		23-0832			Ø 288,0 Th 25,0-22,4	Vent.
	04-		R		23-0833			Ø 258,0 Th 8,0-7,0	
9/04-		R		53-0233	53-0233K	Luc	164,0x20	Hand Brake	
A 200 T. (169.034/334) Eng.M266.980 (142kW)	9/05-		F		22-0647-0	22-0647-0K	Bosch	Th 20,0	
	9/05-		R		22-0565-0		Gir	Th 14,5	
	05-		F		23-0832			Ø 288,0 Th 25,0-22,4	Vent.
	05-		R		23-0833			Ø 258,0 Th 8,0-7,0	
<b>Classe B (W245) 3/05-</b>									
B 150 (245.231) Eng.M266.920 (70kW)	3/05-		F		22-0646-0	22-0646-0K	Bosch	Th 19,0	
	3/05-		R		22-0565-0		Gir	Th 14,5	
	05-		F		23-0831			Ø 276,0 Th 22,0-19,4	Vent.














		Spare Parts	F/R	L/R	METELLI ref.	METELLI ref. w/KIT		DIMENSIONS mm.	NOTE
B 150 (245.231) Eng.M266.920 (70kW)	3/05-		R		23-0833			Ø 258,0 Th 8,0-7,0	
			R		53-0233	53-0233K	Luc	164,0x20	Hand Brake
B 160 (245.231) (70kW)	09-		F		22-0646-0	22-0646-0K	Bosch	Th 19,0	
			R		22-0565-0		Gir	Th 14,5	
			F		23-0831			Ø 276,0 Th 22,0-19,4	Vent.
			R		23-0833			Ø 258,0 Th 8,0-7,0	
			R		53-0233	53-0233K	Luc	164,0x20	
B 170 (245.232) Eng.M266.940 (85kW)	3/05-		F		22-0646-0	22-0646-0K	Bosch	Th 19,0	
			R		22-0565-0		Gir	Th 14,5	
			F		23-0831			Ø 276,0 Th 22,0-19,4	Vent.
			R		23-0833			Ø 258,0 Th 8,0-7,0	
			R		53-0233	53-0233K	Luc	164,0x20	Hand Brake
B 180 (245.232) (85kW)	09-		F		22-0646-0	22-0646-0K	Bosch	Th 19,0	
			R		22-0565-0		Gir	Th 14,5	
			F		23-0831			Ø 276,0 Th 22,0-19,4	Vent.
			R		23-0833			Ø 258,0 Th 8,0-7,0	
			R		53-0233	53-0233K	Luc	164,0x20	
B 180 CDi (245.207) Eng.OM640.940 (80kW)	3/05-		F		22-0647-0	22-0647-0K	Bosch	Th 20,0	
			R		22-0565-0		Gir	Th 14,5	
			F		23-0832			Ø 288,0 Th 25,0-22,4	Vent.
			R		23-0833			Ø 258,0 Th 8,0-7,0	
			R		53-0233	53-0233K	Luc	164,0x20	Hand Brake
B 200 (245.233) Eng.M266.960 (100kW)	3/05-		F		22-0647-0	22-0647-0K	Bosch	Th 20,0	
			R		22-0565-0		Gir	Th 14,5	
			F		23-0832			Ø 288,0 Th 25,0-22,4	Vent.
			R		23-0833			Ø 258,0 Th 8,0-7,0	
			R		53-0233	53-0233K	Luc	164,0x20	Hand Brake
B 200 CDi (245.208) Eng.OM640.941 (103kW)	3/05-		F		22-0647-0	22-0647-0K	Bosch	Th 20,0	
			R		22-0565-0		Gir	Th 14,5	
			F		23-0832			Ø 288,0 Th 25,0-22,4	Vent.
			R		23-0833			Ø 258,0 Th 8,0-7,0	
			R		53-0233	53-0233K	Luc	164,0x20	Hand Brake
B 200 T (245.234) Eng.M266.980 (142kW)	3/05-		F		22-0647-0	22-0647-0K	Bosch	Th 20,0	
			R		22-0565-0		Gir	Th 14,5	
			F		23-0832			Ø 288,0 Th 25,0-22,4	Vent.
			R		23-0833			Ø 258,0 Th 8,0-7,0	
			R		53-0233	53-0233K	Luc	164,0x20	Hand Brake
<b>Classe C I (W202) 3/93-5/00</b>									
C 180 (202.018) Eng.M111.920/ 921 (89-90kW)	3/93-5/00		F		22-0158-0	22-0158-0K	Gir	Th 20,0	
			R		22-0092-1		Ate	Th 15,5	Ch -A419828/F443892
			R		22-0255-0		Ate	Th 15,5	Ch A419829/F443893-
			F		23-0313			Ø 284,0 Th 12,0-10,0	
			R		23-0315C			Ø 258,0 Th 9,0-7,3	(Coated)
C 200 (202.020) Eng.M111.941/ 945 (100kW)	1/94-5/00		F		22-0158-0	22-0158-0K	Gir	Th 20,0	
			R		22-0092-1		Ate	Th 15,5	Ch -A419828/F443892
			R		22-0255-0		Ate	Th 15,5	Ch A419829/F443893-
			F		23-0314			Ø 284,0 Th 22,0-19,4	Vent.
			R		23-0315C			Ø 258,0 Th 9,0-7,3	(Coated)
C 200 CDi (202.134) Eng.OM611.960 (75kW)	3/98-5/00		R		53-0233	53-0233K	Luc	164,0x20	Hand Brake
			F		22-0158-0	22-0158-0K	Gir	Th 20,0	
			R		22-0255-0		Ate	Th 15,5	
			F		23-0314			Ø 284,0 Th 22,0-19,4	Vent.
			R		23-0315C			Ø 258,0 Th 9,0-7,3	(Coated)
C 200 D (202.120) Eng.OM601.913 (55kW)	3/93-5/00		R		53-0233	53-0233K	Luc	164,0x20	Hand Brake
			F		22-0158-0	22-0158-0K	Gir	Th 20,0	
			R		22-0092-1		Ate	Th 15,5	Ch -A419828/F443892
			R		22-0255-0		Ate	Th 15,5	Ch A419829/F443893-
			F		23-0313			Ø 284,0 Th 12,0-10,0	
C 200 D (202.122) Eng.OM604.915 (65kW)	10/96-5/00		R		23-0315C			Ø 258,0 Th 9,0-7,3	(Coated)
			R		53-0233	53-0233K	Luc	164,0x20	Hand Brake
			F		22-0158-0	22-0158-0K	Gir	Th 20,0	
			R		22-0092-1		Ate	Th 15,5	Ch -A419828/F443892
			R		22-0255-0		Ate	Th 15,5	Ch A419829/F443893-

	Spare Parts	F/R L/R	METELLI ref.	METELLI ref. w/KIT		DIMENSIONS mm.	NOTE
C 200 K. (202.025) Eng.M111.944 (132-141kW)	10/95-5/00	F	22-0219-0	22-0219-0K	Ate	Th 19,5	
			22-0203-0	22-0203-0K	Ate	Th 15,0	Ch -A379346/F576240
			22-0343-0		Ate	Th 15,0	Ch A379347/F576241-
	95-00	F	23-0386C			Ø 288,0 Th 25,0-22,4	Vent., (Coated)
			23-0277C			Ø 278,0 Th 9,0-7,3	(Coated)
	10/95-5/00	R	53-0233	53-0233K	Luc	164,0x20	Hand Brake
C 220 (202.022) Eng.M111.961 (110kW)	3/93-5/00	F	22-0158-0	22-0158-0K	Gir	Th 20,0	
			22-0092-1		Ate	Th 15,5	Ch -A419828/F443892
			22-0255-0		Ate	Th 15,5	Ch A419829/F443893-
	93-00	F	23-0314			Ø 284,0 Th 22,0-19,4	Vent.
			23-0315C			Ø 258,0 Th 9,0-7,3	(Coated)
	3/93-5/00	R	53-0233	53-0233K	Luc	164,0x20	Hand Brake
C 220 CDi (202.133) Eng.OM611.960 (92kW)	9/97-5/00	F	22-0158-0	22-0158-0K	Gir	Th 20,0	
			22-0255-0		Ate	Th 15,5	
			23-0314			Ø 284,0 Th 22,0-19,4	Vent.
	97-00	F	23-0315C			Ø 258,0 Th 9,0-7,3	(Coated)
			53-0233	53-0233K	Luc	164,0x20	Hand Brake
	9/97-5/00	R	53-0233	53-0233K	Luc	164,0x20	Hand Brake
C 220 D (202.121) Eng.OM604.910 (55-70kW)	8/93-5/00	F	22-0158-0	22-0158-0K	Gir	Th 20,0	
			22-0092-1		Ate	Th 15,5	Ch -A419828/F443892
			22-0255-0		Ate	Th 15,5	Ch A419829/F443893-
	93-00	F	23-0313			Ø 284,0 Th 12,0-10,0	
			23-0315C			Ø 258,0 Th 9,0-7,3	(Coated)
	8/93-5/00	R	53-0233	53-0233K	Luc	164,0x20	Hand Brake
C 230 (202.023) Eng.M111.974 (110kW)	6/96-5/00	F	22-0158-0	22-0158-0K	Gir	Th 20,0	
			22-0092-1		Ate	Th 15,5	Ch -A419828/F443892
			22-0255-0		Ate	Th 15,5	Ch A419829/F443893-
	96-00	F	23-0314			Ø 284,0 Th 22,0-19,4	Vent.
			23-0315C			Ø 258,0 Th 9,0-7,3	(Coated)
	6/96-5/00	R	53-0233	53-0233K	Luc	164,0x20	Hand Brake
C 230 K. (202.024) Eng.M111.975 (142kW)	10/95-5/00	F	22-0219-0	22-0219-0K	Ate	Th 19,5	
			22-0203-0	22-0203-0K	Ate	Th 15,0	Ch -A379346/F576240
			22-0343-0		Ate	Th 15,0	Ch A379347/F576241-
	95-00	F	23-0386C			Ø 288,0 Th 25,0-22,4	Vent., (Coated)
			23-0277C			Ø 278,0 Th 9,0-7,3	(Coated)
	10/95-5/00	R	53-0233	53-0233K	Luc	164,0x20	Hand Brake
C 240 (202.026) Eng.M112.910 (125kW)	6/97-5/00	F	22-0219-0	22-0219-0K	Ate	Th 19,5	
			22-0343-0		Ate	Th 15,0	
	97-00	F	23-0386C			Ø 288,0 Th 25,0-22,4	Vent., (Coated)
			23-0277C			Ø 278,0 Th 9,0-7,3	(Coated)
C 250 D (202.125) Eng.OM605.910 (83kW)	5/93-5/00	F	22-0158-0	22-0158-0K	Gir	Th 20,0	
			22-0092-1		Ate	Th 15,5	Ch -A419828/F443892
			22-0255-0		Ate	Th 15,5	Ch A419829/F443893-
	93-00	F	23-0313			Ø 284,0 Th 12,0-10,0	
			23-0315C			Ø 258,0 Th 9,0-7,3	(Coated)
	5/93-5/00	R	53-0233	53-0233K	Luc	164,0x20	Hand Brake
C 250 TD (202.128) Eng.OM605.960 (110kW)	10/95-5/00	F	22-0219-0	22-0219-0K	Ate	Th 19,5	
			23-0386C			Ø 288,0 Th 25,0-22,4	Vent., (Coated)
	95-00	F	23-0277C			Ø 278,0 Th 9,0-7,3	(Coated)
			53-0233	53-0233K	Luc	164,0x20	Hand Brake
C 280 (202.028) Eng.M104.941 (142kW)	-95	F	22-0158-0	22-0158-0K	Gir	Th 20,0	
			22-0219-0	22-0219-0K	Ate	Th 19,5	
			22-0566-0	22-0566-0K	Ate	Th 15,0	+ASR
			22-0092-1		Ate	Th 15,5	
			22-0203-0	22-0203-0K	Ate	Th 15,0	
	97-00	F	22-0343-0		Ate	Th 15,0	
			23-0386C			Ø 288,0 Th 25,0-22,4	Ch 1A344661- / 1F3314441-, Vent., (Coated)
			23-0314			Ø 284,0 Th 22,0-19,4	Ch -1F331440, Vent.
			23-0277C			Ø 278,0 Th 9,0-7,3	(Coated)
			23-0315C			Ø 258,0 Th 9,0-7,3	(Coated)
5/93-5/00	R	53-0233	53-0233K	Luc	164,0x20	Hand Brake	
C 280 (202.029) Eng.M112.920 (145kW)	6/97-5/00	F	22-0219-0	22-0219-0K	Ate	Th 19,5	
			22-0343-0		Ate	Th 15,0	
	97-00	F	23-0386C			Ø 288,0 Th 25,0-22,4	Vent., (Coated)
			23-0277C			Ø 278,0 Th 9,0-7,3	(Coated)
	6/97-5/00	R	53-0233	53-0233K	Luc	164,0x20	Hand Brake






		Spare Parts	F/R	L/R	METELLI ref.	METELLI ref. w/KIT		DIMENSIONS mm.	NOTE
C 36 AMG (202.028)	5/94-5/00	F	F		22-0667-0	22-0667-0K	Ate	Th 17,5	
Eng.M104.941(AMG3.6) (206kW)	5/94-5/00	R	R		22-0203-0	22-0203-0K	Ate	Th 15,0	
C 43 AMG (202.033) Eng.M113.944 (225kW)	8/97-5/00	R	R		22-0567-0	22-0567-0K	Ate	Th 15,5	
	97-00	F	F		23-0314			Ø 284,0 Th 22,0-19,4	Vent.
	97-00	R	R		23-0315C			Ø 258,0 Th 9,0-7,3	(Coated)
<b>Classe C I SW (S202) 6/96-3/01</b>									
C 180 T (202.078) Eng.M111.920/921 (90kW)	6/96-9/00	F	F		22-0158-0	22-0158-0K	Gir	Th 20,0	
	6/96-9/00	R	R		22-0203-0	22-0203-0K	Ate	Th 15,0	Ch -A379346/F576240
	6/96-9/00	R	R		22-0343-0		Ate	Th 15,0	Ch A379347/F576241-
	96-00	F	F		23-0314			Ø 284,0 Th 22,0-19,4	Vent.
	96-00	R	R		23-0277C			Ø 278,0 Th 9,0-7,3	(Coated)
	6/96-9/00	R	R		53-0233	53-0233K	Luc	164,0x20	Hand Brake
C 180 T (202.081) Eng.M111.952 (95kW)	9/00-3/01	F	F		22-0158-0	22-0158-0K	Gir	Th 20,0	
	9/00-3/01	R	R		22-0203-0	22-0203-0K	Ate	Th 15,0	Ch -A379346/F576240
	9/00-3/01	R	R		22-0343-0		Ate	Th 15,0	Ch A379347/F576241-
	9/00-3/01	R	R		53-0233	53-0233K	Luc	164,0x20	Hand Brake
C 200 T (202.080) Eng.M111.941/945 (100kW)	6/96-9/00	F	F		22-0158-0	22-0158-0K	Gir	Th 20,0	
	6/96-9/00	R	R		22-0203-0	22-0203-0K	Ate	Th 15,0	Ch -A379346/F576240
	6/96-9/00	R	R		22-0343-0		Ate	Th 15,0	Ch A379347/F576241-
	96-00	F	F		23-0314			Ø 284,0 Th 22,0-19,4	Vent.
	96-00	R	R		23-0277C			Ø 278,0 Th 9,0-7,3	(Coated)
	6/96-9/00	R	R		53-0233	53-0233K	Luc	164,0x20	Hand Brake
C 200 T CDI (202.194) Eng.OM611.960 (75kW)	3/98-3/01	F	F		22-0158-0	22-0158-0K	Gir	Th 20,0	
	3/98-3/01	R	R		22-0343-0		Ate	Th 15,0	
	98-00	F	F		23-0314			Ø 284,0 Th 22,0-19,4	Vent.
	98-00	R	R		23-0277C			Ø 278,0 Th 9,0-7,3	(Coated)
	3/98-3/01	R	R		53-0233	53-0233K	Luc	164,0x20	Hand Brake
C 200 T K. (202.082) Eng.M111.944 (141kW)	11/96-3/01	F	F		22-0219-0	22-0219-0K	Ate	Th 19,5	
	11/96-3/01	R	R		22-0203-0	22-0203-0K	Ate	Th 15,0	Ch -F576240
	11/96-3/01	R	R		22-0343-0		Ate	Th 15,0	Ch F576241-
	96-00	F	F		23-0386C			Ø 288,0 Th 25,0-22,4	Vent., (Coated)
	96-00	R	R		23-0277C			Ø 278,0 Th 9,0-7,3	(Coated)
	11/96-3/01	R	R		53-0233	53-0233K	Luc	164,0x20	Hand Brake
C 200 T K. (202.087) Eng.M111.956 (120kW)	9/00-3/01	F	F		22-0219-0	22-0219-0K	Ate	Th 19,5	
	9/00-3/01	R	R		22-0203-0	22-0203-0K	Ate	Th 15,0	Ch -F576240
	9/00-3/01	R	R		22-0343-0		Ate	Th 15,0	Ch F576241-
	00-3/01	F	F		23-0386C			Ø 288,0 Th 25,0-22,4	Vent., (Coated)
	00-3/01	R	R		23-0277C			Ø 278,0 Th 9,0-7,3	(Coated)
	9/00-3/01	R	R		53-0233	53-0233K	Luc	164,0x20	Hand Brake
C 200 TD (202.180) Eng.OM604.915 (65kW)	10/96-3/01	F	F		22-0158-0	22-0158-0K	Gir	Th 20,0	
	10/96-3/01	R	R		22-0203-0	22-0203-0K	Ate	Th 15,0	Ch -A379346/F576240
	10/96-3/01	R	R		22-0343-0		Ate	Th 15,0	Ch A379347/F576241-
	96-01	F	F		23-0314			Ø 284,0 Th 22,0-19,4	Vent.
	96-01	R	R		23-0277C			Ø 278,0 Th 9,0-7,3	(Coated)
	10/96-3/01	R	R		53-0233	53-0233K	Luc	164,0x20	Hand Brake
C 220 T CDI (202.193) Eng.OM611.960 (92kW)	9/97-3/01	F	F		22-0158-0	22-0158-0K	Gir	Th 20,0	
	9/97-3/01	R	R		22-0343-0		Ate	Th 15,0	
	97-01	F	F		23-0314			Ø 284,0 Th 22,0-19,4	Vent.
	97-01	R	R		23-0277C			Ø 278,0 Th 9,0-7,3	(Coated)
	9/97-3/01	R	R		53-0233	53-0233K	Luc	164,0x20	Hand Brake
C 220 TD (202.182) Eng.OM604.910 (55-70kW)	6/96-3/01	F	F		22-0158-0	22-0158-0K	Gir	Th 20,0	
	6/96-3/01	R	R		22-0203-0	22-0203-0K	Ate	Th 15,0	Ch -A379346/F576240
	6/96-3/01	R	R		22-0343-0		Ate	Th 15,0	Ch A379347/F576241-
	96-01	F	F		23-0314			Ø 284,0 Th 22,0-19,4	Vent.
	96-01	R	R		23-0277C			Ø 278,0 Th 9,0-7,3	(Coated)
	6/96-3/01	R	R		53-0233	53-0233K	Luc	164,0x20	Hand Brake
C 230 T (202.083) Eng.M111.974 (110kW)	6/96-3/01	F	F		22-0158-0	22-0158-0K	Gir	Th 20,0	
	6/96-3/01	R	R		22-0203-0	22-0203-0K	Ate	Th 15,0	Ch -A379346/F576240
	6/96-3/01	R	R		22-0343-0		Ate	Th 15,0	Ch A379347/F576241-
	96-01	F	F		23-0314			Ø 284,0 Th 22,0-19,4	Vent.
	96-01	R	R		23-0277C			Ø 278,0 Th 9,0-7,3	(Coated)
	6/96-3/01	R	R		53-0233	53-0233K	Luc	164,0x20	Hand Brake
C 230 T K. (202.085) Eng.M111.975 (142kW)	6/97-9/00	F	F		22-0219-0	22-0219-0K	Ate	Th 19,5	
	6/97-9/00	R	R		22-0203-0	22-0203-0K	Ate	Th 15,0	Ch -F576240
	6/97-9/00	R	R		22-0343-0		Ate	Th 15,0	Ch F576241-
	97-00	F	F		23-0386C			Ø 288,0 Th 25,0-22,4	Vent., (Coated)
	97-00	R	R		23-0277C			Ø 278,0 Th 9,0-7,3	(Coated)

		Spare Parts	F/R	L/R	METELLI ref.	METELLI ref. w/KIT		DIMENSIONS mm.	NOTE
C 230 T K. (202.085) Eng.M111.975 (142kW)	6/97-9/00		R		53-0233	53-0233K	Luc	164,0x20	Hand Brake
C 240 T (202.086) Eng.M112.910 (125kW)	6/97-9/00		F		22-0219-0	22-0219-0K	Ate	Th 19,5	
	6/97-9/00		R		22-0343-0		Ate	Th 15,0	
	97-00		F		23-0386C			Ø 288,0 Th 25,0-22,4	Vent., (Coated)
	97-00		R		23-0277C			Ø 278,0 Th 9,0-7,3	(Coated)
C 240 T (202.088) Eng.M112.915 (125kW)	9/00-3/01		F		22-0219-0	22-0219-0K	Ate	Th 19,5	
	00-01		R		23-0386C			Ø 288,0 Th 25,0-22,4	Vent., (Coated)
	00-01		F		23-0277C			Ø 278,0 Th 9,0-7,3	(Coated)
			R						
C 250 T TD (202.188) Eng.OM605.960 (110kW)	6/96-3/01		F		22-0219-0	22-0219-0K	Ate	Th 19,5	
	6/96-3/01		R		22-0203-0	22-0203-0K	Ate	Th 15,0	Ch -F576240
	6/96-3/01		R		22-0343-0		Ate	Th 15,0	Ch F576241-
	96-01		F		23-0386C			Ø 288,0 Th 25,0-22,4	Vent., (Coated)
	96-01		R		23-0277C			Ø 278,0 Th 9,0-7,3	(Coated)
	6/96-3/01		R		53-0233	53-0233K	Luc	164,0x20	Hand Brake
C 280 T (202.089) Eng.M112.920 (145kW)	6/97-3/01		F		22-0219-0	22-0219-0K	Ate	Th 19,5	
	6/97-3/01		R		22-0203-0	22-0203-0K	Ate	Th 15,0	Ch -F576240
	6/97-3/01		R		22-0343-0		Ate	Th 15,0	Ch F576241-
	97-00		F		23-0386C			Ø 288,0 Th 25,0-22,4	Vent., (Coated)
	97-00		R		23-0277C			Ø 278,0 Th 9,0-7,3	(Coated)
	6/97-3/01		R		53-0233	53-0233K	Luc	164,0x20	Hand Brake
C 43 AMG (202.093) Eng.M113.944 (225kW)	8/97-3/01		R		22-0567-0	22-0567-0K	Ate	Th 15,5	
<b>Classe C II (W203) 5/00-12/06</b>									
C 180 (203.035) Eng.M111.951 (95kW)	10/00-5/02		F		22-0668-0	22-0668-0K	Bre	Th 16,5	+sporting kit
	10/00-5/02		R		22-0342-0	22-0342-0K	Gir	Th 17,0	
	10/00-5/02		R		22-0343-0		Ate	Th 15,0	
	10/00-5/02		R		22-0344-0	22-0344-1K	Ate	Th 15,5	Incl. sporting kit
	5/00-		F		23-0701C			Ø 288,0 Th 25,2-22,4	Vent., (Coated)
	5/00-		R		23-0277C			Ø 278,0 Th 9,0-7,3	(Coated)
10/00-5/02		R		53-0233	53-0233K	Luc	164,0x20	Hand Brake	
C 180 K. (203.046) Eng.M271.946 (105kW)	5/02-		F		22-0668-0	22-0668-0K	Bre	Th 16,5	+sporting kit
	5/02-		R		22-0342-0	22-0342-0K	Gir	Th 17,0	
	5/02-		R		22-0343-0		Ate	Th 15,0	
	5/02-		R		22-0344-0	22-0344-1K	Ate	Th 15,5	Incl. sporting kit
	5/02-		R		23-0277C			Ø 278,0 Th 9,0-7,3	(Coated)
	5/02-12/06		R		53-0233	53-0233K	Luc	164,0x20	Hand Brake
C 200 CDi Eng.OM646.962 (75kW)	2/01-		F		22-0668-0	22-0668-0K	Bre	Th 16,5	+sporting kit
	2/01-		R		22-0342-0	22-0342-0K	Gir	Th 17,0	
	2/01-		R		22-0343-0		Ate	Th 15,0	
	2/01-		R		22-0344-0	22-0344-1K	Ate	Th 15,5	Incl. sporting kit
	2/01-		F		23-0701C			Ø 288,0 Th 25,2-22,4	Vent., (Coated)
	2/01-		R		23-0277C			Ø 278,0 Th 9,0-7,3	(Coated)
2/01-12/06		R		53-0233	53-0233K	Luc	164,0x20	Hand Brake	
C 200 CDi (203.004) Eng.OM611.962 (85kW)	9/00-		F		22-0668-0	22-0668-0K	Bre	Th 16,5	+sporting kit
	9/00-		R		22-0342-0	22-0342-0K	Gir	Th 17,0	
	9/00-		R		22-0343-0		Ate	Th 15,0	
	9/00-		R		22-0344-0	22-0344-1K	Ate	Th 15,5	Incl. sporting kit
	9/00-		F		23-0701C			Ø 288,0 Th 25,2-22,4	Vent., (Coated)
	9/00-		R		23-0277C			Ø 278,0 Th 9,0-7,3	(Coated)
9/00-12/06		R		53-0233	53-0233K	Luc	164,0x20	Hand Brake	
C 200 CDi (203.007) Eng.OM646.962 (90kW)	4/03-		F		22-0668-0	22-0668-0K	Bre	Th 16,5	+sporting kit
	4/03-		R		22-0342-0	22-0342-0K	Gir	Th 17,0	
	4/03-		R		22-0343-0		Ate	Th 15,0	
	4/03-		R		22-0344-0	22-0344-1K	Ate	Th 15,5	Incl. sporting kit
	4/03-		F		23-0701C			Ø 288,0 Th 25,2-22,4	Vent., (Coated)
	4/03-		R		23-0277C			Ø 278,0 Th 9,0-7,3	(Coated)
4/03-12/06		R		53-0233	53-0233K	Luc	164,0x20	Hand Brake	
C 200 CGI K. (203.043) Eng.M271.942 (125kW)	7/03-		F		22-0668-0	22-0668-0K	Bre	Th 16,5	+sporting kit
	7/03-		R		22-0342-0	22-0342-0K	Gir	Th 17,0	
	7/03-		R		22-0343-0		Ate	Th 15,0	
	7/03-		R		22-0344-0	22-0344-1K	Ate	Th 15,5	Incl. sporting kit
	7/03-		F		23-0701C			Ø 288,0 Th 25,2-22,4	Vent., (Coated)
	7/03-12/06		R		23-0277C			Ø 278,0 Th 9,0-7,3	(Coated)
7/03-12/06		R		53-0233	53-0233K	Luc	164,0x20	Hand Brake	
C 200 K. (203.042) Eng.M271.940 (120kW)	5/02-		F		22-0668-0	22-0668-0K	Bre	Th 16,5	+sporting kit
	5/02-		R		22-0342-0	22-0342-0K	Gir	Th 17,0	
	5/02-		R		22-0343-0		Ate	Th 15,0	
	5/02-		R		22-0344-0	22-0344-1K	Ate	Th 15,5	Incl. sporting kit
			R		53-0233	53-0233K	Luc	164,0x20	Hand Brake




















			Spare Parts	F/R	L/R	METELLI ref.	METELLI ref. w/KIT		DIMENSIONS mm.	NOTE
C 200 K. (203.042) Eng.M271.940 (120kW)		5/02-5/02-5/02-12/06	F			23-0701C			Ø 288,0 Th 25,2-22,4	Vent., (Coated)
			R			23-0485C			Ø 290,0 Th 10,0-8,3	(Coated)
			R			53-0233	53-0233K	Luc	164,0x20	Hand Brake
C 200 K. (203.045) Eng.M111.955 (120kW)		5/00-5/02-5/00-5/02-5/00-5/02-5/00-5/02-5/00-5/02	F			22-0668-0	22-0668-0K	Bre	Th 16,5	+sporting kit
			F			22-0342-0	22-0342-0K	Gir	Th 17,0	
			R			22-0343-0		Ate	Th 15,0	
			R			22-0344-0	22-0344-1K	Ate	Th 15,5	Incl. sporting kit
			F			23-0701C			Ø 288,0 Th 25,2-22,4	Vent., (Coated)
			R			23-0277C			Ø 278,0 Th 9,0-7,3	(Coated)
			R			53-0233	53-0233K	Luc	164,0x20	Hand Brake
C 220 CDi (203.006) Eng.OM611.962 (105kW)		5/00-5/00-5/00-5/00-5/00-5/00-5/00-5/00-5/02-12/06	F			22-0668-0	22-0668-0K	Bre	Th 16,5	+sporting kit
			F			22-0342-0	22-0342-0K	Gir	Th 17,0	
			R			22-0343-0		Ate	Th 15,0	
			R			22-0344-0	22-0344-1K	Ate	Th 15,5	Incl. sporting kit
			F			23-0701C			Ø 288,0 Th 25,2-22,4	Vent., (Coated)
			R			23-0277C			Ø 278,0 Th 9,0-7,3	(Coated)
			R			53-0233	53-0233K	Luc	164,0x20	Hand Brake
C 220 CDi (203.008) Eng.OM646.963 (110kW)		2/04-2/04-2/04-2/04-2/04-2/04-2/04-12/06	F			22-0668-0	22-0668-0K	Bre	Th 16,5	+sporting kit
			F			22-0342-0	22-0342-0K	Gir	Th 17,0	
			R			22-0343-0		Ate	Th 15,0	
			R			22-0344-0	22-0344-1K	Ate	Th 15,5	Incl. sporting kit
			F			23-0701C			Ø 288,0 Th 25,2-22,4	Vent., (Coated)
			R			23-0277C			Ø 278,0 Th 9,0-7,3	(Coated)
			R			53-0233	53-0233K	Luc	164,0x20	Hand Brake
C 230 (203.052) Eng.M272.920 (150kW)		1/05-1/05-1/05-1/05-05-	F			22-0668-0	22-0668-0K	Bre	Th 16,5	+sporting kit
			F			22-0342-0	22-0342-0K	Gir	Th 17,0	
			R			22-0343-0		Ate	Th 15,0	
			R			22-0344-0	22-0344-1K	Ate	Th 15,5	Incl. sporting kit
			F			23-0753C			Ø 300,0 Th 28,0-25,4	Vent., (Coated)
C 230 K. (203.040) Eng.M271.948 (141kW)		04-04-04-04-3/01-	F			22-0668-0	22-0668-0K	Bre	Th 16,5	+sporting kit
			F			22-0342-0	22-0342-0K	Gir	Th 17,0	
			R			22-0344-0	22-0344-1K	Ate	Th 15,5	Incl. sporting kit
			F			23-0753C			Ø 300,0 Th 28,0-25,4	Vent., (Coated)
			R			23-0485C			Ø 290,0 Th 10,0-8,3	(Coated)
C 240 (203.061) Eng.M112.912 (125kW)		5/00-5/00-5/00-5/00-5/00-5/00-5/00-12/06	F			22-0668-0	22-0668-0K	Bre	Th 16,5	+sporting kit
			F			22-0342-0	22-0342-0K	Gir	Th 17,0	
			R			22-0343-0		Ate	Th 15,0	
			R			22-0344-0	22-0344-1K	Ate	Th 15,5	Incl. sporting kit
			F			23-0753C			Ø 300,0 Th 28,0-25,4	Vent., (Coated)
			R			23-0485C			Ø 290,0 Th 10,0-8,3	(Coated)
			R			53-0233	53-0233K	Luc	164,0x20	Hand Brake
C 240 4-matic (203.081) Eng.M112.916 (125kW)		7/02-7/02-7/02-7/02-7/02-12/06	F			22-0668-0	22-0668-0K	Bre	Th 16,5	+sporting kit
			F			22-0342-0	22-0342-0K	Gir	Th 17,0	
			R			22-0344-0	22-0344-1K	Ate	Th 15,5	Incl. sporting kit
			F			23-0753C			Ø 300,0 Th 28,0-25,4	Vent., (Coated)
			R			23-0485C			Ø 290,0 Th 10,0-8,3	(Coated)
C 270 CDi (203.016) Eng.OM612.962 (125kW)		12/00-12/00-12/00-12/00-12/00-12/00-12/00-12/00-12/00-12/06	F			22-0668-0	22-0668-0K	Bre	Th 16,5	+sporting kit
			F			22-0342-0	22-0342-0K	Gir	Th 17,0	
			R			22-0343-0		Ate	Th 15,0	
			R			22-0344-0	22-0344-1K	Ate	Th 15,5	Incl. sporting kit
			F			23-0753C			Ø 300,0 Th 28,0-25,4	Vent., (Coated)
			R			23-0485C			Ø 290,0 Th 10,0-8,3	(Coated)
C 280 (203.054) Eng.M272.940 (170kW)		1/05-1/05-1/05-05-	F			22-0668-0	22-0668-0K	Bre	Th 16,5	+sporting kit
			F			22-0342-0	22-0342-0K	Gir	Th 17,0	
			R			22-0344-0	22-0344-1K	Ate	Th 15,5	Incl. sporting kit
			F			23-0753C			Ø 300,0 Th 28,0-25,4	Vent., (Coated)
C 280 4-matic (203.092) Eng.M272.941 (170kW)		1/05-1/05-1/05-05-	F			22-0668-0	22-0668-0K	Bre	Th 16,5	+sporting kit
			F			22-0342-0	22-0342-0K	Gir	Th 17,0	
			R			22-0344-0	22-0344-1K	Ate	Th 15,5	Incl. sporting kit
			F			23-0753C			Ø 300,0 Th 28,0-25,4	Vent., (Coated)
C 30 CDi AMG (203.018) Eng.OM612.990 (170kW)		1/03-1/03-1/03-1/03-	F			22-0668-0	22-0668-0K	Bre	Th 16,5	+sporting kit
			F			22-0563-0	22-0563-0K	Bre	Th 17,5	
			R			22-0567-0	22-0567-1K	Ate	Th 15,5	
			R			22-0344-0	22-0344-1K	Ate	Th 15,5	Incl. sporting kit

		Spare Parts	F/R	L/R	METELLI ref.	METELLI ref. w/KIT		DIMENSIONS mm.	NOTE
C 32 AMG K. (203.065) Eng.M112.961 (260kW)	2/01-		F		22-0668-0	22-0668-0K	Bre	Th 16,5	+sporting kit
	2/01-		F		22-0563-0	22-0563-0K	Bre	Th 17,5	
	2/01-		R		22-0344-0	22-0344-1K	Ate	Th 15,5	Incl. sporting kit
C 320 (203.064) Eng.M112.946 (160kW)	5/00-		F		22-0668-0	22-0668-0K	Bre	Th 16,5	+sporting kit
	5/00-		F		22-0342-0	22-0342-0K	Gir	Th 17,0	
	5/00-		R		22-0344-0	22-0344-1K	Ate	Th 15,5	Incl. sporting kit
	5/00-		F		23-0753C			Ø 300,0 Th 28,0-25,4	Vent., (Coated)
	5/00-		R		23-0485C			Ø 290,0 Th 10,0-8,3	(Coated)
	5/00-12/06		R		53-0233	53-0233K	Luc	164,0x20	Hand Brake
C 320 4-matic (203.084) Eng.M112.953 (160kW)	7/02-		F		22-0668-0	22-0668-0K	Bre	Th 16,5	+sporting kit
	7/02-		F		22-0342-0	22-0342-0K	Gir	Th 17,0	
	7/02-		R		22-0344-0	22-0344-1K	Ate	Th 15,5	Incl. sporting kit
	7/02-		F		23-0753C			Ø 300,0 Th 28,0-25,4	Vent., (Coated)
	7/02-		R		23-0485C			Ø 290,0 Th 10,0-8,3	(Coated)
	7/02-12/06		R		53-0233	53-0233K	Luc	164,0x20	Hand Brake
C 320 CDi (203.020) Eng.OM642.910 (165kW)	1/05-		F		22-0668-0	22-0668-0K	Bre	Th 16,5	
	1/05-		R		22-0344-0	22-0344-1K	Ate	Th 15,5	
	1/05-12/06			R		53-0233	53-0233K	Luc	164,0x20
C 350 (203.056) Eng.M272.960 (200kW)	1/05-		F		22-0668-0	22-0668-0K	Bre	Th 16,5	
	1/05-		R		22-0344-0	22-0344-1K	Ate	Th 15,5	
C 350 4-matic (203.087) Eng.M272.970 (200kW)	1/05-		F		22-0668-0	22-0668-0K	Bre	Th 16,5	
	1/05-		R		22-0344-0	22-0344-1K	Ate	Th 15,5	
C 55 AMG (203.076) Eng.M113.988 (270kW)	2/04-		F		22-0668-0	22-0668-0K	Bre	Th 16,5	+sporting kit
	2/04-		F		22-0563-0	22-0563-0K	Bre	Th 17,5	
	2/04-		R		22-0344-0	22-0344-1K	Ate	Th 15,5	Incl. sporting kit
	2/04-		R		22-0568-0	22-0568-0K	Ate	Th 16,5	
<b>Classe C II SportCoupe (CL203) 3/01-12/06</b>									
C 160 K. (203.730) Eng.M271.921 (90kW)	5/02-		F		22-0668-0	22-0668-0K	Bre	Th 16,5	+sporting kit
	5/02-		F		22-0342-0	22-0342-0K	Gir	Th 17,0	
	5/02-		R		22-0343-0		Ate	Th 15,0	
	5/02-		R		22-0344-0	22-0344-1K	Ate	Th 15,5	Incl. sporting kit
C 180 (203.735) Eng.M111.951 (95kW)	3/01-5/02		F		22-0668-0	22-0668-0K	Bre	Th 16,5	+sporting kit
	3/01-5/02		F		22-0342-0	22-0342-0K	Gir	Th 17,0	
	3/01-5/02		R		22-0343-0		Ate	Th 15,0	
	3/01-5/02		R		22-0344-0	22-0344-1K	Ate	Th 15,5	Incl. sporting kit
	3/01-5/02		F		23-0701C			Ø 288,0 Th 25,2-22,4	Vent., (Coated)
	3/01-5/02		R		23-0277C		Ø 278,0 Th 9,0-7,3	(Coated)	
	3/01-5/02		R		53-0233	53-0233K	Luc	164,0x20	Hand Brake
C 180 K. (203.746) Eng.M271.946 (105kW)	5/02-		F		22-0668-0	22-0668-0K	Bre	Th 16,5	+sporting kit
	5/02-		F		22-0342-0	22-0342-0K	Gir	Th 17,0	
	5/02-		R		22-0343-0		Ate	Th 15,0	
	5/02-		R		22-0344-0	22-0344-1K	Ate	Th 15,5	Incl. sporting kit
	02-		F		23-0701C			Ø 288,0 Th 25,2-22,4	Vent., (Coated)
	02-		R		23-0277C		Ø 278,0 Th 9,0-7,3	(Coated)	
	5/02-12/06		R		53-0233	53-0233K	Luc	164,0x20	Hand Brake
C 200 CDi (203.707) Eng.OM646.962 (90kW)	7/03-		F		22-0668-0	22-0668-0K	Bre	Th 16,5	+sporting kit
	7/03-		F		22-0342-0	22-0342-0K	Gir	Th 17,0	
	7/03-		R		22-0343-0		Ate	Th 15,0	
	7/03-		R		22-0344-0	22-0344-1K	Ate	Th 15,5	Incl. sporting kit
	7/03-		F		23-0701C			Ø 288,0 Th 25,2-22,4	Vent., (Coated)
	7/03-		R		23-0277C		Ø 278,0 Th 9,0-7,3	(Coated)	
	7/03-12/06		R		53-0233	53-0233K	Luc	164,0x20	Hand Brake
C 200 CGI K. (203.743) Eng.M271.942 (125kW)	7/03-		F		22-0668-0	22-0668-0K	Bre	Th 16,5	+sporting kit
	7/03-		F		22-0342-0	22-0342-0K	Gir	Th 17,0	
	7/03-		R		22-0343-0		Ate	Th 15,0	
	7/03-		R		22-0344-0	22-0344-1K	Ate	Th 15,5	Incl. sporting kit
	7/03-		F		23-0701C			Ø 288,0 Th 25,2-22,4	Vent., (Coated)
	7/03-		R		23-0277C		Ø 278,0 Th 9,0-7,3	(Coated)	
	7/03-12/06		R		53-0233	53-0233K	Luc	164,0x20	Hand Brake
C 200 K. (203.742) Eng.M271.940 (120kW)	5/02-		F		22-0668-0	22-0668-0K	Bre	Th 16,5	+sporting kit
	5/02-		F		22-0342-0	22-0342-0K	Gir	Th 17,0	
	5/02-		R		22-0343-0		Ate	Th 15,0	
	5/02-		R		22-0344-0	22-0344-1K	Ate	Th 15,5	Incl. sporting kit
	5/02-12/06		R		53-0233	53-0233K	Luc	164,0x20	Hand Brake
C 200 K. (203.745) Eng.M111.955 (120kW)	3/01-5/02		F		22-0668-0	22-0668-0K	Bre	Th 16,5	+sporting kit
	3/01-5/02		F		22-0342-0	22-0342-0K	Gir	Th 17,0	
	3/01-5/02		R		22-0343-0		Ate	Th 15,0	
















			Spare Parts	F/R	L/R	METELLI ref.	METELLI ref. w/KIT		DIMENSIONS mm.	NOTE
C 200 K. (203.745) Eng.M111.955 (120kW)			3/01-5/02	F	R	22-0344-0	22-0344-1K	Ate	Th 15,5	Incl. sporting kit
			3/01-5/02	F	F	23-0701C			Ø 288,0 Th 25,2-22,4	Vent., (Coated)
			3/01-5/02	R	F	23-0277C			Ø 278,0 Th 9,0-7,3	(Coated)
			3/01-5/02	R	R	53-0233	53-0233K	Luc	164,0x20	Hand Brake
C 220 CDi (203.706) Eng.OM611.962 (105kW)			3/01-	F	F	22-0668-0	22-0668-0K	Bre	Th 16,5	+sporting kit
			3/01-	F	F	22-0342-0	22-0342-0K	Gir	Th 17,0	
			3/01-	R	F	22-0343-0		Ate	Th 15,0	
			3/01-	R	R	22-0344-0	22-0344-1K	Ate	Th 15,5	Incl. sporting kit
			3/01-	F	F	23-0701C			Ø 288,0 Th 25,2-22,4	Vent., (Coated)
			3/01-	R	F	23-0277C			Ø 278,0 Th 9,0-7,3	(Coated)
C 220 CDi (203.708) Eng.OM646.963 (110kW)			2/04-	F	F	22-0668-0	22-0668-0K	Bre	Th 16,5	+sporting kit
			2/04-	F	F	22-0342-0	22-0342-0K	Gir	Th 17,0	
			2/04-	R	F	22-0343-0		Ate	Th 15,0	
			2/04-	R	R	22-0344-0	22-0344-1K	Ate	Th 15,5	Incl. sporting kit
C 230 (203.752) Eng.M272.920 (150kW)			1/05-	F	F	22-0668-0	22-0668-0K	Bre	Th 16,5	+sporting kit
			1/05-	F	F	22-0342-0	22-0342-0K	Gir	Th 17,0	
			1/05-	R	F	22-0343-0		Ate	Th 15,0	
			1/05-	R	R	22-0344-0	22-0344-1K	Ate	Th 15,5	Incl. sporting kit
C 230 K. (203.740) Eng.M271.948 (141kW)			5/02-	F	F	22-0668-0	22-0668-0K	Bre	Th 16,5	+sporting kit
			5/02-	R	R	22-0344-0	22-0344-1K	Ate	Th 15,5	Incl. sporting kit
			5/02-	F	F	23-0753C			Ø 300,0 Th 28,0-25,4	Vent., (Coated)
C 230 K. (203.747) Eng.M111.981 (145kW)			3/01-5/02	F	F	22-0668-0	22-0668-0K	Bre	Th 16,5	+sporting kit
			3/01-5/02	F	F	22-0342-0	22-0342-0K	Gir	Th 17,0	
			3/01-5/02	R	F	22-0344-0	22-0344-1K	Ate	Th 15,5	Incl. sporting kit
			3/01-5/02	R	R	23-0485C			Ø 290,0 Th 10,0-8,3	(Coated)
C 30 CDi AMG (203.718) Eng.OM612.990 (170kW)			9/02-	F	F	22-0668-0	22-0668-0K	Bre	Th 16,5	+sporting kit
			9/02-	F	F	22-0563-0	22-0563-0K	Bre	Th 17,5	
			9/02-	R	F	22-0567-0	22-0567-1K	Ate	Th 15,5	
			9/02-	R	R	22-0344-0	22-0344-1K	Ate	Th 15,5	Incl. sporting kit
C 32 AMG K. Eng.M112.961 (260kW)			5/02-	F	F	22-0668-0	22-0668-0K	Bre	Th 16,5	+sporting kit
			5/02-	F	F	22-0563-0	22-0563-0K	Bre	Th 17,5	
			5/02-	R	R	22-0344-0	22-0344-1K	Ate	Th 15,5	Incl. sporting kit
C 320 (203.764) Eng.M112.946 (160kW)			9/02-	F	F	22-0668-0	22-0668-0K	Bre	Th 16,5	+sporting kit
			9/02-	F	F	22-0342-0	22-0342-0K	Gir	Th 17,0	
			9/02-	R	R	22-0344-0	22-0344-1K	Ate	Th 15,5	Incl. sporting kit
			9/02-	F	F	23-0753C			Ø 300,0 Th 28,0-25,4	Vent., (Coated)
			9/02-	R	R	23-0485C			Ø 290,0 Th 10,0-8,3	(Coated)
			9/02-12/06	R	R	53-0233	53-0233K	Luc	164,0x20	Hand Brake
C 350 (203.756) Eng.M272.960 (200kW)			1/05-	F	F	22-0668-0	22-0668-0K	Bre	Th 16,5	
			1/05-	R	R	22-0344-0	22-0344-1K	Ate	Th 15,5	
<b>Classe C II SW (S203) 3/01-12/06</b>										
C 180 (203.235) Eng.M111.951 (95kW)			3/01-5/02	F	F	22-0668-0	22-0668-0K	Bre	Th 16,5	+sporting kit
			3/01-5/02	F	F	22-0342-0	22-0342-0K	Gir	Th 17,0	
			3/01-5/02	R	R	22-0344-0	22-0344-1K	Ate	Th 15,5	Incl. sporting kit
			3/01-	F	F	23-0701C			Ø 288,0 Th 25,2-22,4	Vent., (Coated)
			3/01-	R	R	23-0485C			Ø 290,0 Th 10,0-8,3	(Coated)
C 180 K. (203.246) Eng.M271.946 (105kW)			3/01-5/02	R	R	53-0233	53-0233K	Luc	164,0x20	Hand Brake
			5/02-	F	F	22-0668-0	22-0668-0K	Bre	Th 16,5	+sporting kit
			5/02-	F	F	22-0342-0	22-0342-0K	Gir	Th 17,0	
			5/02-	R	R	22-0344-0	22-0344-1K	Ate	Th 15,5	Incl. sporting kit
			5/02-	F	F	23-0701C			Ø 288,0 Th 25,2-22,4	Vent., (Coated)
C 200 CDi Eng.OM646.962 (75kW)			5/02-	R	R	23-0485C			Ø 290,0 Th 10,0-8,3	(Coated)
			5/02-12/06	R	R	53-0233	53-0233K	Luc	164,0x20	Hand Brake
			3/01-	F	F	22-0668-0	22-0668-0K	Bre	Th 16,5	+sporting kit
			3/01-	F	F	22-0342-0	22-0342-0K	Gir	Th 17,0	
			3/01-	R	R	22-0344-0	22-0344-1K	Ate	Th 15,5	Incl. sporting kit
C 200 CDi (203.204) Eng.OM611.962 (85kW)			3/01-	F	F	23-0701C			Ø 288,0 Th 25,2-22,4	Vent., (Coated)
			3/01-	R	R	23-0485C			Ø 290,0 Th 10,0-8,3	(Coated)
			3/01-12/06	R	R	53-0233	53-0233K	Luc	164,0x20	Hand Brake
			3/01-	F	F	22-0668-0	22-0668-0K	Bre	Th 16,5	+sporting kit
			3/01-	F	F	22-0342-0	22-0342-0K	Gir	Th 17,0	
		3/01-	R	R	22-0344-0	22-0344-1K	Ate	Th 15,5	Incl. sporting kit	
		3/01-	F	F	23-0701C			Ø 288,0 Th 25,2-22,4	Vent., (Coated)	
		3/01-	R	R	23-0485C			Ø 290,0 Th 10,0-8,3	(Coated)	



		Spare Parts	F/R	L/R	METELLI ref.	METELLI ref. w/KIT		DIMENSIONS mm.	NOTE
C 200 CDi (203.204) Eng.OM611.962 (85kW)	3/01-12/06		R		53-0233	53-0233K	Luc	164,0x20	Hand Brake
C 200 CDi (203.207) Eng.OM646.962 (90kW)	4/03-		F		22-0668-0	22-0668-0K	Bre	Th 16,5	+sporting kit
	4/03-		F		22-0342-0	22-0342-0K	Gir	Th 17,0	
	4/03-		R		22-0344-0	22-0344-1K	Ate	Th 15,5	Incl. sporting kit
	4/03-		F		23-0701C			Ø 288,0 Th 25,2-22,4	Vent., (Coated)
	4/03-		R		23-0485C			Ø 290,0 Th 10,0-8,3	(Coated)
	4/03-12/06		R		53-0233	53-0233K	Luc	164,0x20	Hand Brake
C 200 CGI K. (203.243) Eng.M271.942 (125kW)	7/03-		F		22-0668-0	22-0668-0K	Bre	Th 16,5	+sporting kit
	7/03-		F		22-0342-0	22-0342-0K	Gir	Th 17,0	
	7/03-		R		22-0344-0	22-0344-1K	Ate	Th 15,5	Incl. sporting kit
	7/03-		R		23-0485C			Ø 290,0 Th 10,0-8,3	(Coated)
	7/03-12/06			R		53-0233	53-0233K	Luc	164,0x20
C 200 K. (203.242) Eng.M271.940 (120kW)	5/02-		F		22-0668-0	22-0668-0K	Bre	Th 16,5	+sporting kit
	5/02-		F		22-0342-0	22-0342-0K	Gir	Th 17,0	
	5/02-		R		22-0344-0	22-0344-1K	Ate	Th 15,5	Incl. sporting kit
	5/02-		F		23-0701C			Ø 288,0 Th 25,2-22,4	Vent., (Coated)
	5/02-12/06			R		53-0233	53-0233K	Luc	164,0x20
C 200 K. (203.245) Eng.M111.955 (120kW)	3/01-5/02		F		22-0668-0	22-0668-0K	Bre	Th 16,5	+sporting kit
	3/01-5/02		F		22-0342-0	22-0342-0K	Gir	Th 17,0	
	3/01-5/02		R		22-0344-0	22-0344-1K	Ate	Th 15,5	Incl. sporting kit
	3/01-5/02		F		23-0701C			Ø 288,0 Th 25,2-22,4	Vent., (Coated)
	3/01-5/02		R		23-0485C			Ø 290,0 Th 10,0-8,3	(Coated)
	3/01-5/02			R		53-0233	53-0233K	Luc	164,0x20
C 220 CDi (203.206) Eng.OM611.962 (105kW)	3/01-		F		22-0668-0	22-0668-0K	Bre	Th 16,5	+sporting kit
	3/01-		F		22-0342-0	22-0342-0K	Gir	Th 17,0	
	3/01-		R		22-0344-0	22-0344-1K	Ate	Th 15,5	Incl. sporting kit
	3/01-		F		23-0701C			Ø 288,0 Th 25,2-22,4	Vent., (Coated)
	3/01-		R		23-0485C			Ø 290,0 Th 10,0-8,3	(Coated)
	3/01-12/06			R		53-0233	53-0233K	Luc	164,0x20
C 220 CDi (203.208) Eng.OM646.963 (110kW)	2/04-		F		22-0668-0	22-0668-0K	Bre	Th 16,5	+sporting kit
	2/04-		F		22-0342-0	22-0342-0K	Gir	Th 17,0	
	2/04-		R		22-0344-0	22-0344-1K	Ate	Th 15,5	Incl. sporting kit
	2/04-		F		23-0701C			Ø 288,0 Th 25,2-22,4	Vent., (Coated)
	2/04-		R		23-0485C			Ø 290,0 Th 10,0-8,3	(Coated)
	2/04-12/06		R		53-0233	53-0233K	Luc	164,0x20	Hand Brake
C 230 (203.252) Eng.M272.920 (150kW)	1/05-		F		22-0668-0	22-0668-0K	Bre	Th 16,5	+sporting kit
	1/05-		F		22-0342-0	22-0342-0K	Gir	Th 17,0	
	1/05-		R		22-0344-0	22-0344-1K	Ate	Th 15,5	Incl. sporting kit
	05-		F		23-0753C			Ø 300,0 Th 28,0-25,4	Vent., (Coated)
C 230 K. (203.240) Eng.M271.948 (141kW)	2/04-		F		22-0668-0	22-0668-0K	Bre	Th 16,5	+sporting kit
	2/04-		F		22-0342-0	22-0342-0K	Gir	Th 17,0	
	2/04-		R		22-0344-0	22-0344-1K	Ate	Th 15,5	Incl. sporting kit
	04-		F		23-0753C			Ø 300,0 Th 28,0-25,4	Vent., (Coated)
C 240 (203.261) Eng.M112.912 (125kW)	3/01-		F		22-0668-0	22-0668-0K	Bre	Th 16,5	+sporting kit
	3/01-		F		22-0342-0	22-0342-0K	Gir	Th 17,0	
	3/01-		R		22-0344-0	22-0344-1K	Ate	Th 15,5	Incl. sporting kit
	3/01-		F		23-0753C			Ø 300,0 Th 28,0-25,4	Vent., (Coated)
	3/01-		R		23-0485C			Ø 290,0 Th 10,0-8,3	(Coated)
	3/01-12/06		R		53-0233	53-0233K	Luc	164,0x20	Hand Brake
C 240 4-matic (203.281) Eng.M112.916 (125kW)	7/02-		F		22-0668-0	22-0668-0K	Bre	Th 16,5	+sporting kit
	7/02-		F		22-0342-0	22-0342-0K	Gir	Th 17,0	
	7/02-		R		22-0344-0	22-0344-1K	Ate	Th 15,5	Incl. sporting kit
	3/01-		F		23-0753C			Ø 300,0 Th 28,0-25,4	Vent., (Coated)
	7/02-		R		23-0485C			Ø 290,0 Th 10,0-8,3	(Coated)
	7/02-12/06		R		53-0233	53-0233K	Luc	164,0x20	Hand Brake
C 270 CDi (203.216) Eng.OM612.962 (125kW)	3/01-		F		22-0668-0	22-0668-0K	Bre	Th 16,5	+sporting kit
	3/01-		F		22-0342-0	22-0342-0K	Gir	Th 17,0	
	3/01-		R		22-0344-0	22-0344-1K	Ate	Th 15,5	Incl. sporting kit
	3/01-		F		23-0753C			Ø 300,0 Th 28,0-25,4	Vent., (Coated)
	3/01-		R		23-0485C			Ø 290,0 Th 10,0-8,3	(Coated)
	3/01-12/06		R		53-0233	53-0233K	Luc	164,0x20	Hand Brake
C 280 Eng.M272.940 (170kW)	1/05-		F		22-0668-0	22-0668-0K	Bre	Th 16,5	+sporting kit
	1/05-		F		22-0342-0	22-0342-0K	Gir	Th 17,0	
	1/05-		R		22-0344-0	22-0344-1K	Ate	Th 15,5	Incl. sporting kit
	05-		F		23-0753C			Ø 300,0 Th 28,0-25,4	Vent., (Coated)




			Spare Parts	F/R	L/R	METELLI ref.	METELLI ref. w/KIT		DIMENSIONS mm.	NOTE
C 280 4-matic Eng.M272.941 (170kW)		1/05-	F			22-0668-0	22-0668-0K	Bre	Th 16,5	+sporting kit
			F			22-0342-0	22-0342-0K	Gir	Th 17,0	
			R			22-0344-0	22-0344-1K	Ate	Th 15,5	Incl. sporting kit
			F			23-0753C			Ø 300,0 Th 28,0-25,4	Vent., (Coated)
C 300 CDi AMG (203.218) Eng.OM612.990 (170kW)		1/03-	F			22-0668-0	22-0668-0K	Bre	Th 16,5	+sporting kit
			F			22-0563-0	22-0563-0K	Bre	Th 17,5	
			R			22-0344-0	22-0344-1K	Ate	Th 15,5	Incl. sporting kit
			R			23-0485C			Ø 290,0 Th 10,0-8,3	(Coated)
C 32 AMG K. (203.265) Eng.M112.961 (260kW)		3/01-	F			22-0668-0	22-0668-0K	Bre	Th 16,5	+sporting kit
			F			22-0563-0	22-0563-0K	Bre	Th 17,5	
			R			22-0344-0	22-0344-1K	Ate	Th 15,5	Incl. sporting kit
			R			23-0485C			Ø 290,0 Th 10,0-8,3	(Coated)
C 320 (203.264) Eng.M112.946 (160kW)		3/01-	F			22-0668-0	22-0668-0K	Bre	Th 16,5	+sporting kit
			F			22-0342-0	22-0342-0K	Gir	Th 17,0	
			R			22-0344-0	22-0344-1K	Ate	Th 15,5	Incl. sporting kit
			F			23-0753C			Ø 300,0 Th 28,0-25,4	Vent., (Coated)
			R			23-0485C			Ø 290,0 Th 10,0-8,3	(Coated)
		3/01-12/06	R			53-0233	53-0233K	Luc	164,0x20	Hand Brake
C 320 4-matic (203.284) Eng.M112.953 (160kW)		7/02-	F			22-0668-0	22-0668-0K	Bre	Th 16,5	+sporting kit
			F			22-0342-0	22-0342-0K	Gir	Th 17,0	
			R			22-0344-0	22-0344-1K	Ate	Th 15,5	Incl. sporting kit
			F			23-0753C			Ø 300,0 Th 28,0-25,4	Vent., (Coated)
			R			23-0485C			Ø 290,0 Th 10,0-8,3	(Coated)
		7/02-12/06	R			53-0233	53-0233K	Luc	164,0x20	Hand Brake
C 320 CDi (203.220) Eng.OM642.910 (165kW)		1/06-	F			22-0668-0	22-0668-0K	Bre	Th 16,5	
			R			22-0344-0	22-0344-1K	Ate	Th 15,5	
			R			23-0485C			Ø 290,0 Th 10,0-8,3	(Coated)
		1/06-12/06	R			53-0233	53-0233K	Luc	164,0x20	Hand Brake
C 350 (203.256) Eng.M272.960 (200kW)		1/05-	F			22-0668-0	22-0668-0K	Bre	Th 16,5	
		1/05-	R			22-0344-0	22-0344-1K	Ate	Th 15,5	
C 350 4-matic Eng.M272.970 (200kW)		1/05-	F			22-0668-0	22-0668-0K	Bre	Th 16,5	
		1/05-	R			22-0344-0	22-0344-1K	Ate	Th 15,5	
C 55 AMG (203.276) Eng.M113.988 (270kW)		2/04-	F			22-0668-0	22-0668-0K	Bre	Th 16,5	+sporting kit
			F			22-0563-0	22-0563-0K	Bre	Th 17,5	
			R			22-0344-0	22-0344-1K	Ate	Th 15,5	Incl. sporting kit
<b>Classe C III (W204) 1/07-</b>										
C 180 K. (204.046) Eng.M271.952 (115kW)		1/07-	F			22-0665-0	22-0665-0K	Gir	Th 20,5	
			R			22-0666-0	22-0666-0K	Ate	Th 17,5	
		07-	F			23-0934			Ø 288,0 Th 25,0-22,4	Vent.
		07-	R			23-0938			Ø 300,0 Th 10,0-8,3	AMG
		1/07-	R			53-0245	53-0245K		170,0x25	Hand Brake
C 200 CDi (204.007) Eng.OM646.811 (100kW)		3/07-	F			22-0665-0	22-0665-0K	Gir	Th 20,5	
			R			22-0666-0	22-0666-0K	Ate	Th 17,5	
		07-	F			23-0934			Ø 288,0 Th 25,0-22,4	Vent.
		07-	R			23-0938			Ø 300,0 Th 10,0-8,3	
3/07-	R			53-0245	53-0245K		170,0x25	Hand Brake		
C 200 K. (204.041) Eng.M271.950 (135kW)		3/07-	F			22-0665-0	22-0665-0K	Gir	Th 20,5	
			R			22-0666-0	22-0666-0K	Ate	Th 17,5	
		07-	F			23-0935			Ø 295,0 Th 28,0-25,4	Vent.
		07-	R			23-0938			Ø 300,0 Th 10,0-8,3	AMG
		3/07-	R			53-0245	53-0245K		170,0x25	Hand Brake
C 220 CDi (204.008) Eng.OM646.811 (125kW)		3/07-	F			22-0665-0	22-0665-0K	Gir	Th 20,5	
			R			22-0666-0	22-0666-0K	Ate	Th 17,5	
		07-	F			23-0935			Ø 295,0 Th 28,0-25,4	Vent.
		07-	R			23-0938			Ø 300,0 Th 10,0-8,3	
3/07-	R			53-0245	53-0245K		170,0x25	Hand Brake		
C 230 (204.052) Eng.M272.921 (150kW)		1/07-	F			22-0665-0	22-0665-0K	Gir	Th 20,5	
			R			22-0666-0	22-0666-0K	Ate	Th 17,5	
		07-	F			23-0935			Ø 295,0 Th 28,0-25,4	Vent.
		07-	R			23-0938			Ø 300,0 Th 10,0-8,3	AMG
1/07-	R			53-0245	53-0245K		170,0x25	Hand Brake		
C 230 4-Matic (204.085) Eng.M272.921 (150kW)		7/07-	F			22-0665-0	22-0665-0K	Gir	Th 20,5	
			R			22-0666-0	22-0666-0K	Ate	Th 17,5	
		07-	R			23-0938			Ø 300,0 Th 10,0-8,3	AMG
		7/07-	R			53-0245	53-0245K		170,0x25	Hand Brake
C 250 CDi (150kW)		09-	F			22-0665-0	22-0665-0K	Gir	Th 20,5	
			R			22-0666-0	22-0666-0K	Ate	Th 17,5	

		Spare Parts	F/R	L/R	METELLI ref.	METELLI ref. w/KIT		DIMENSIONS mm.	NOTE
C 280 (204.054) Eng.M272.947 (170kW)	1/07-		F		22-0665-0	22-0665-0K	Gir	Th 20,5	
	1/07-		R		22-0666-0	22-0666-0K	Ate	Th 17,5	
	07-		F		23-0935			Ø 295,0 Th 28,0-25,4	Vent.
	07-		R		23-0938			Ø 300,0 Th 10,0-8,3	AMG
1/07-		R		53-0245	53-0245K		170,0x25	Hand Brake	
C 280 4-Matic (204.081) Eng.M272.947 (170kW)	7/07-		F		22-0665-0	22-0665-0K	Gir	Th 20,5	
	7/07-		R		22-0666-0	22-0666-0K	Ate	Th 17,5	
	07-		F		23-0935			Ø 295,0 Th 28,0-25,4	Vent.
	07-		R		23-0938			Ø 300,0 Th 10,0-8,3	AMG
7/07-		R		53-0245	53-0245K		170,0x25	Hand Brake	
C 350 (204.056) Eng.M272.962 (200kW)	1/07-		F		22-0775-2	22-0775-2K	Gir	Th 19,0	
	1/07-		R		22-0666-0	22-0666-0K	Ate	Th 17,5	
	1/07-		R		53-0245	53-0245K		170,0x25	Hand Brake
C 350 4-Matic (204.087) Eng.M272.962 (200kW)	7/07-		F		22-0775-2	22-0775-2K	Gir	Th 19,0	
	7/07-		R		22-0666-0	22-0666-0K	Ate	Th 17,5	
	7/07-		R		53-0245	53-0245K		170,0x25	Hand Brake
C 350 CDI (170kW)	12/09-		R		53-0245	53-0245K		170,0x25	Hand Brake
C 350 CDI (204.022) Eng.OM642.960 (165kW)	1/07-		F		22-0775-2	22-0775-2K	Gir	Th 19,0	
	1/07-		R		22-0666-0	22-0666-0K	Ate	Th 17,5	
	1/07-		R		53-0245	53-0245K		170,0x25	Hand Brake
C 350 CDI 4-Matic (204.089) Eng.OM642.960 (165kW)	7/07-		F		22-0775-2	22-0775-2K	Gir	Th 19,0	
	7/07-		R		22-0666-0	22-0666-0K	Ate	Th 17,5	
	7/07-		R		53-0245	53-0245K		170,0x25	Hand Brake
C 350 CGI (215kW)	1/09-		R		53-0245	53-0245K		170,0x25	Hand Brake
<b>Classe C III SW (S204) 1/08-</b>									
C 180 K Eng.M271.952 (115kW)	1/08-		F		22-0665-0	22-0665-0K	Gir	Th 20,5	
	1/08-		R		22-0666-0	22-0666-0K	Ate	Th 17,5	
	08-		F		23-0934			Ø 288,0 Th 25,0-22,4	Vent.
	08-		R		23-0982			Ø 278,0 Th 9,0-8,0	
	08-		R		23-0938			Ø 300,0 Th 10,0-8,3	AMG
1/08-		R		53-0245	53-0245K		170,0x25	Hand Brake	
C 200 CDI Eng.OM646.811 (100kW)	1/08-		F		22-0665-0	22-0665-0K	Gir	Th 20,5	
	1/08-		R		22-0666-0	22-0666-0K	Ate	Th 17,5	
	08-		F		23-0934			Ø 288,0 Th 25,0-22,4	Vent.
	08-		R		23-0982			Ø 278,0 Th 9,0-8,0	
	08-		R		23-0938			Ø 300,0 Th 10,0-8,3	AMG
1/08-		R		53-0245	53-0245K		170,0x25	Hand Brake	
C 200 K. Eng.M271.950 (135kW)	1/08-		F		22-0665-0	22-0665-0K	Gir	Th 20,5	
	1/08-		R		22-0666-0	22-0666-0K	Ate	Th 17,5	
	08-		F		23-0935			Ø 295,0 Th 28,0-25,4	Vent.
	08-		R		23-0982			Ø 278,0 Th 9,0-8,0	
	08-		R		23-0938			Ø 300,0 Th 10,0-8,3	AMG
1/08-		R		53-0245	53-0245K		170,0x25	Hand Brake	
C 220 CDI Eng.OM646.811 (125kW)	1/08-		F		22-0665-0	22-0665-0K	Gir	Th 20,5	
	1/08-		R		22-0666-0	22-0666-0K	Ate	Th 17,5	
	08-		F		23-0935			Ø 295,0 Th 28,0-25,4	Vent.
	08-		R		23-0938			Ø 300,0 Th 10,0-8,3	
1/08-		R		53-0245	53-0245K		170,0x25	Hand Brake	
C 230 Eng.M272.921 (150kW)	1/08-		F		22-0665-0	22-0665-0K	Gir	Th 20,5	
	1/08-		R		22-0666-0	22-0666-0K	Ate	Th 17,5	
	08-		F		23-0935			Ø 295,0 Th 28,0-25,4	Vent.
	08-		R		23-0938			Ø 300,0 Th 10,0-8,3	AMG
1/08-		R		53-0245	53-0245K		170,0x25	Hand Brake	
C 250 CDI (150kW)	09-		F		22-0665-0	22-0665-0K	Gir	Th 20,5	
	09-		R		22-0666-0	22-0666-0K	Ate	Th 17,5	
C 280 Eng.M272.947 (170kW)	1/08-		F		22-0665-0	22-0665-0K	Gir	Th 20,5	
	1/08-		R		22-0666-0	22-0666-0K	Ate	Th 17,5	
	08-		F		23-0935			Ø 295,0 Th 28,0-25,4	Vent.
	08-		R		23-0938			Ø 300,0 Th 10,0-8,3	AMG
1/08-		R		53-0245	53-0245K		170,0x25	Hand Brake	
C 350 Eng.M272.961 (200kW)	1/08-		F		22-0775-2	22-0775-2K	Gir	Th 19,0	
	1/08-		R		22-0666-0	22-0666-0K	Ate	Th 17,5	
	1/08-		R		53-0245	53-0245K		170,0x25	Hand Brake
C 350 CDI (170kW)	12/09-		R		53-0245	53-0245K		170,0x25	Hand Brake
C 350 CDI Eng.OM642.960 (165kW)	1/08-		F		22-0775-2	22-0775-2K	Gir	Th 19,0	
	1/08-		R		22-0666-0	22-0666-0K	Ate	Th 17,5	
	1/08-		R		53-0245	53-0245K		170,0x25	Hand Brake



































			Spare Parts	F/R	L/R	METELLI ref.	METELLI ref. w/KIT		DIMENSIONS mm.	NOTE		
C 350 CDI 4-matic Eng.OM642.960 (165kW)	1/08-		F			22-0775-2	22-0775-2K	Gir	Th 19,0			
	1/08-		R			22-0666-0	22-0666-0K	Ate	Th 17,5			
	1/08-		R			53-0245	53-0245K		170,0x25	Hand Brake		
<b>Classe E I (W124) 6/93-6/95</b>												
E 200 (124.019) Eng.M111.940 (100kW)	6/93-6/95		F			22-0061-0	22-0061-0K	Gir	Th 19,0			
	6/93-6/95		R			22-0566-0	22-0566-0K	Ate	Th 15,0	+ASR		
	6/93-6/95		R			22-0092-1		Ate	Th 15,5			
	7/93-95		F			23-0167			Ø 284,0 Th 21,8-19,4	Vent.		
	7/93-95		R			23-0104			Ø 258,0 Th 9,0-7,3			
	6/93-6/95		R			53-0233	53-0233K	Luc	164,0x20	Hand Brake		
E 200 D (124.120) Eng.OM601.912 (55kW)	6/93-6/95		F			22-0061-0	22-0061-0K	Gir	Th 19,0			
	6/93-6/95		R			22-0566-0	22-0566-0K	Ate	Th 15,0	+ASR		
	6/93-6/95		R			22-0092-1		Ate	Th 15,5			
	7/93-95		F			23-0124			Ø 284,0 Th 12,0-10,0			
	7/93-95		R			23-0104			Ø 258,0 Th 9,0-7,3			
	6/93-6/95		R			53-0233	53-0233K	Luc	164,0x20	Hand Brake		
E 220 (124.022) Eng.M111.960 (110kW)	6/93-6/95		F			22-0061-0	22-0061-0K	Gir	Th 19,0			
	6/93-6/95		R			22-0566-0	22-0566-0K	Ate	Th 15,0	+ASR		
	93-95		F			23-0167			Ø 284,0 Th 21,8-19,4	Vent.		
	93-95		R			23-0104			Ø 258,0 Th 9,0-7,3			
	6/93-6/95		R			53-0233	53-0233K	Luc	164,0x20	Hand Brake		
	E 250 D Eng.OM602.912 (65-69kW)		1/85-1/93		F			22-0061-0	22-0061-0K	Gir	Th 19,0	
1/85-1/93		R				22-0566-0	22-0566-0K	Ate	Th 15,0	+ASR		
1/85-1/93		R				22-0092-1		Ate	Th 15,5			
1/85-1/93		R				53-0233	53-0233K	Luc	164,0x20	Hand Brake		
E 250 D (124.126/129) Eng.OM605.911 (83kW)		7/93-6/95			F			22-0061-0	22-0061-0K	Gir	Th 19,0	
		7/93-6/95			R			22-0566-0	22-0566-0K	Ate	Th 15,0	+ASR
	7/93-6/95	R				22-0092-1		Ate	Th 15,5			
	7/93-95	F				23-0124			Ø 284,0 Th 12,0-10,0			
	7/93-95	R				23-0104			Ø 258,0 Th 9,0-7,3			
	7/93-6/95	R				53-0233	53-0233K	Luc	164,0x20	Hand Brake		
E 250 TD (124.128) Eng.OM602.962 (93kW)	6/93-6/95		F			22-0061-0	22-0061-0K	Gir	Th 19,0			
	6/93-6/95		R			22-0566-0	22-0566-0K	Ate	Th 15,0	+ASR		
	6/93-6/95		R			22-0092-1		Ate	Th 15,5			
	7/93-95		F			23-0167			Ø 284,0 Th 21,8-19,4	Vent.		
	7/93-95		R			23-0104			Ø 258,0 Th 9,0-7,3			
	6/93-6/95		R			53-0233	53-0233K	Luc	164,0x20	Hand Brake		
E 280 (124.028) Eng.M104.942 (145kW)	6/93-6/95		F			22-0061-0	22-0061-0K	Gir	Th 19,0			
	6/93-6/95		R			22-0566-0	22-0566-0K	Ate	Th 15,0	+ASR		
	6/93-6/95		R			22-0092-1		Ate	Th 15,5			
	93-95		F			23-0167			Ø 284,0 Th 21,8-19,4	Vent.		
	93-95		R			23-0104			Ø 258,0 Th 9,0-7,3			
	6/93-6/95		R			53-0233	53-0233K	Luc	164,0x20	Hand Brake		
E 280 lungo (124.029) Eng.M104.942 (142kW)	6/93-6/95		F			22-0061-0	22-0061-0K	Gir	Th 19,0			
	6/93-6/95		R			22-0566-0	22-0566-0K	Ate	Th 15,0	+ASR		
	6/93-6/95		R			22-0092-1		Ate	Th 15,5			
	93-95		F			23-0508C			Ø 300,0 Th 28,0-25,4	Vent., (Coated)		
	93-95		R			23-0485C			Ø 290,0 Th 10,0-8,3	(Coated)		
	6/93-6/95		R			53-0233	53-0233K	Luc	164,0x20	Hand Brake		
E 300 (124.030) Eng.M103.983 (132kW)	6/93-6/95		F			22-0061-0	22-0061-0K	Gir	Th 19,0			
	6/93-6/95		R			22-0566-0	22-0566-0K	Ate	Th 15,0	+ASR		
	6/93-6/95		R			22-0092-1		Ate	Th 15,5			
	7/93-		F			23-0320			Ø 295,0 Th 22,0-19,4	Ch -B864307, Vent.		
	7/93-		R			23-0104			Ø 258,0 Th 9,0-7,3			
	6/93-6/95		R			53-0233	53-0233K	Luc	164,0x20	Hand Brake		
E 300 4-matic (124.230) Eng.M103.985 (132kW)	6/93-6/95		F			22-0061-0	22-0061-0K	Gir	Th 19,0			
	6/93-6/95		R			22-0566-0	22-0566-0K	Ate	Th 15,0	+ASR		
	6/93-6/95		R			22-0092-1		Ate	Th 15,5			
	7/93-95		F			23-0321			Ø 284,0 Th 22,0-19,4	Vent.		
	7/93-95		R			23-0104			Ø 258,0 Th 9,0-7,3			
	6/93-6/95		R			53-0233	53-0233K	Luc	164,0x20	Hand Brake		
E 300 D (124.031) Eng.OM606.910 (100kW)	6/93-6/95		F			22-0061-0	22-0061-0K	Gir	Th 19,0			
	6/93-6/95		R			22-0566-0	22-0566-0K	Ate	Th 15,0	+ASR		
	6/93-6/95		R			22-0092-1		Ate	Th 15,5			
	7/93-		F			23-0320			Ø 295,0 Th 22,0-19,4	Ch -B864307, Vent.		

		Spare Parts	F/R	L/R	METELLI ref.	METELLI ref. w/KIT		DIMENSIONS mm.	NOTE
E 300 D (124.031) Eng.OM606.910 (100kW)	7/93-6/93		R		23-0277C			Ø 278,0 Th 9,0-7,3	(Coated)
	6/93-6/95		R		53-0233	53-0233K	Luc	164,0x20	Hand Brake
E 300 D (124.131) Eng.OM606.910 (100kW)	7/93-6/95		F		22-0061-0	22-0061-0K	Gir	Th 19,0	
	7/93-6/95		R		22-0566-0	22-0566-0K	Ate	Th 15,0	+ASR
	7/93-6/95		R		22-0092-1		Ate	Th 15,5	
	7/93-95		F		23-0167			Ø 284,0 Th 21,8-19,4	Vent.
	7/93-95		R		23-0104			Ø 258,0 Th 9,0-7,3	
	7/93-6/95		R		53-0233	53-0233K	Luc	164,0x20	Hand Brake
E 300 TD (124.133) Eng.OM603.960 (108kW)	6/93-6/95		F		22-0061-0	22-0061-0K	Gir	Th 19,0	
	6/93-6/95		R		22-0566-0	22-0566-0K	Ate	Th 15,0	+ASR
	6/93-6/95		R		22-0092-1		Ate	Th 15,5	
	7/93-95		F		23-0167			Ø 284,0 Th 21,8-19,4	Vent.
	7/93-95		R		23-0104			Ø 258,0 Th 9,0-7,3	
	6/93-6/95		R		53-0233	53-0233K	Luc	164,0x20	Hand Brake
E 300 TD 4-matic (124.333) Eng.OM603.963 (108kW)	6/93-6/95		F		22-0061-0	22-0061-0K	Gir	Th 19,0	
	6/93-6/95		R		22-0566-0	22-0566-0K	Ate	Th 15,0	+ASR
	6/93-6/95		R		22-0092-1		Ate	Th 15,5	
	7/93-95		F		23-0321			Ø 284,0 Th 22,0-19,4	Vent.
	7/93-95		R		23-0104			Ø 258,0 Th 9,0-7,3	
	6/93-6/95		R		53-0233	53-0233K	Luc	164,0x20	Hand Brake
E 320 (124.032) Eng.M104.992 (162kW)	6/93-6/95		F		22-0667-1	22-0667-1K	Ate	Th 16,0	Ch B864308-
	6/93-6/95		F		22-0667-0	22-0667-0K	Ate	Th 17,5	Ch -B864307
	6/93-6/95		R		22-0203-0	22-0203-0K	Ate	Th 15,0	
	93-95		R		23-0277C			Ø 278,0 Th 9,0-7,3	(Coated)
	6/93-6/95		R		53-0233	53-0233K	Luc	164,0x20	Hand Brake
E 420 (124.034) Eng.M119.975 (205kW)	6/93-6/95		F		22-0667-1	22-0667-1K	Ate	Th 16,0	Ch B864308-
	6/93-6/95		F		22-0667-0	22-0667-0K	Ate	Th 17,5	Ch -B864307
	6/93-6/95		R		22-0203-0	22-0203-0K	Ate	Th 15,0	
	6/93-6/95		R		53-0234	53-0234K	Luc	164,0x25	Hand Brake
E 500 (124.036) Eng.M119.974 (235kW)	6/93-6/95		F		22-0667-1	22-0667-1K	Ate	Th 16,0	Ch B864308-
	6/93-6/95		F		22-0667-0	22-0667-0K	Ate	Th 17,5	Ch -B864307
	-93		R		22-0203-0	22-0203-0K	Ate	Th 15,0	
	93-		R		22-0567-0	22-0567-0K	Ate	Th 15,5	
	6/93-6/95		R		53-0233	53-0233K	Luc	164,0x20	Hand Brake
E 60 AMG (124.036) (280kW)	5/94-6/95		F		22-0667-1	22-0667-1K	Ate	Th 16,0	
	5/94-6/95		R		22-0567-0	22-0567-0K	Ate	Th 15,5	
<b>Classe E I Cabrio (A124) 6/93-3/98</b>									
E 200 (124.060) Eng.M111.940 (100kW)	6/93-3/98		F		22-0061-0	22-0061-0K	Gir	Th 19,0	
	6/93-3/98		R		22-0203-0	22-0203-0K	Ate	Th 15,0	
	93-98		F		23-0167			Ø 284,0 Th 21,8-19,4	Vent.
	93-98		R		23-0277C			Ø 278,0 Th 9,0-7,3	(Coated)
	6/93-3/98		R		53-0233	53-0233K	Luc	164,0x20	Hand Brake
	6/93-3/98		R		53-0234	53-0234K	Luc	164,0x25	Hand Brake
E 220 (124.062) Eng.M111.960 (110kW)	6/93-3/98		F		22-0061-0	22-0061-0K	Gir	Th 19,0	
	6/93-3/98		R		22-0203-0	22-0203-0K	Ate	Th 15,0	
	93-96		F		23-0167			Ø 284,0 Th 21,8-19,4	Vent.
	93-96		R		23-0277C			Ø 278,0 Th 9,0-7,3	(Coated)
	6/93-3/98		R		53-0233	53-0233K	Luc	164,0x20	Hand Brake
E 300 (124.061)	6/93-3/98		F		22-0061-0	22-0061-0K	Gir	Th 19,0	
	93-96		F		23-0320			Ø 295,0 Th 22,0-19,4	Vent.
	93-96		R		23-0277C			Ø 278,0 Th 9,0-7,3	(Coated)
	6/93-3/98		R		53-0233	53-0233K	Luc	164,0x20	Hand Brake
E 320 (124.066) Eng.M104.992/ 995 (162kW)	6/93-3/98		F		22-0667-1	22-0667-1K	Ate	Th 16,0	Ch B864308-
	6/93-3/98		F		22-0667-0	22-0667-0K	Ate	Th 17,5	Ch -B864307
	6/93-3/98		R		22-0203-0	22-0203-0K	Ate	Th 15,0	
	93-96		R		23-0277C			Ø 278,0 Th 9,0-7,3	(Coated)
	6/93-3/98		R		53-0233	53-0233K	Luc	164,0x20	Hand Brake
E 36 AMG (124.066) Eng.M104.992(AMG3.6) (200kW)	5/94-3/98		F		22-0667-1	22-0667-1K	Ate	Th 16,0	
	5/94-3/98		R		22-0203-0	22-0203-0K	Ate	Th 15,0	
<b>Classe E I Coupe (C124) 6/93-6/97</b>									
E 200 (124.040) Eng.M111.940 (100kW)	6/93-6/97		F		22-0061-0	22-0061-0K	Gir	Th 19,0	
	6/93-6/97		R		22-0203-0	22-0203-0K	Ate	Th 15,0	
	6/93-6/97		R		22-0092-1		Ate	Th 15,5	
	7/93-96		F		23-0167			Ø 284,0 Th 21,8-19,4	Vent.
	7/93-96		R		23-0104			Ø 258,0 Th 9,0-7,3	
	6/93-6/97		R		53-0233	53-0233K	Luc	164,0x20	Hand Brake
	6/93-6/97		R		53-0234	53-0234K	Luc	164,0x25	Hand Brake






		Spare Parts	F/R	L/R	METELLI ref.	METELLI ref. w/KIT		DIMENSIONS mm.	NOTE	
E 220 (124.042) Eng.M111.960 (110kW)	6/93-6/97	F	R		22-0061-0	22-0061-0K	Gir	Th 19,0		
					22-0566-0	22-0566-0K	Ate	Th 15,0	+ASR	
					22-0092-1		Ate	Th 15,5		
		7/93-96	F	R		23-0167			Ø 284,0 Th 21,8-19,4	Vent.
						23-0104			Ø 258,0 Th 9,0-7,3	
		6/93-6/97		R		53-0233	53-0233K	Luc	164,0x20	Hand Brake
E 320 (124.052) Eng.M104.992 (162kW)	6/93-6/97	F	R		22-0667-1	22-0667-1K	Ate	Th 16,0	Ch B864308-	
					22-0667-0	22-0667-0K	Ate	Th 17,5	Ch -B864307	
					22-0203-0	22-0203-0K	Ate	Th 15,0		
		7/93-96	F	R		23-0277C			Ø 278,0 Th 9,0-7,3	(Coated)
		6/93-6/97		R		53-0233	53-0233K	Luc	164,0x20	Hand Brake
E 36 AMG (124.052) Eng.M104.992(AMG3.6) (195-200kW)	6/93-6/97	F	R		22-0667-1	22-0667-1K	Ate	Th 16,0		
					22-0203-0	22-0203-0K	Ate	Th 15,0		
<b>Classe E I SW (S124) 6/93-6/96</b>										
E 200 (124.079) Eng.M111.940 (100kW)	6/93-6/96	F	R		22-0061-0	22-0061-0K	Gir	Th 19,0		
					22-0203-0	22-0203-0K	Ate	Th 15,0		
					23-0167			Ø 284,0 Th 21,8-19,4	Vent.	
		7/93-96	F	R		23-0277C			Ø 278,0 Th 9,0-7,3	(Coated)
						53-0233	53-0233K	Luc	164,0x20	Hand Brake
		6/93-6/96		R		53-0234	53-0234K	Luc	164,0x25	Hand Brake
E 220 (124.082) Eng.M111.960 (110kW)	6/93-6/96	F	R		22-0061-0	22-0061-0K	Gir	Th 19,0		
					22-0203-0	22-0203-0K	Ate	Th 15,0		
					23-0167			Ø 284,0 Th 21,8-19,4	Vent.	
		7/93-96	F	R		23-0277C			Ø 278,0 Th 9,0-7,3	(Coated)
						53-0233	53-0233K	Luc	164,0x20	Hand Brake
		6/93-6/96		R		53-0234	53-0234K	Luc	164,0x25	Hand Brake
E 250 D (124.186) Eng.OM605.911 (83kW)	6/93-6/96	F	R		22-0061-0	22-0061-0K	Gir	Th 19,0		
					22-0203-0	22-0203-0K	Ate	Th 15,0		
					23-0124			Ø 284,0 Th 12,0-10,0		
		7/93-96	F	R		23-0277C			Ø 278,0 Th 9,0-7,3	(Coated)
						53-0233	53-0233K	Luc	164,0x20	Hand Brake
		6/93-6/96		R		53-0233	53-0233K	Luc	164,0x20	Hand Brake
E 250 TD Eng.OM602.962 (93kW)	6/93-6/96	F	R		22-0061-0	22-0061-0K	Gir	Th 19,0		
					22-0203-0	22-0203-0K	Ate	Th 15,0		
					23-0167			Ø 284,0 Th 21,8-19,4	Vent.	
		7/93-96	F	R		23-0277C			Ø 278,0 Th 9,0-7,3	(Coated)
						53-0233	53-0233K	Luc	164,0x20	Hand Brake
		6/93-6/96		R		53-0233	53-0233K	Luc	164,0x20	Hand Brake
E 280 (124.088) Eng.M104.942 (142-145kW)	6/93-6/96	F	R		22-0061-0	22-0061-0K	Gir	Th 19,0		
					22-0203-0	22-0203-0K	Ate	Th 15,0		
					23-0167			Ø 284,0 Th 21,8-19,4	Vent.	
		7/93-96	F	R		23-0277C			Ø 278,0 Th 9,0-7,3	(Coated)
						53-0233	53-0233K	Luc	164,0x20	Hand Brake
		6/93-6/96		R		53-0233	53-0233K	Luc	164,0x20	Hand Brake
E 300 4-matic (124.290) Eng.M103.985 (132kW)	6/93-6/96	F	R		22-0061-0	22-0061-0K	Gir	Th 19,0		
					22-0203-0	22-0203-0K	Ate	Th 15,0		
					23-0321			Ø 284,0 Th 22,0-19,4	Vent.	
		7/93-96	F	R		23-0277C			Ø 278,0 Th 9,0-7,3	(Coated)
						53-0233	53-0233K	Luc	164,0x20	Hand Brake
		6/93-6/96		R		53-0233	53-0233K	Luc	164,0x20	Hand Brake
E 300 D (124.191) Eng.OM606.910 (100kW)	6/93-6/96	F	R		22-0061-0	22-0061-0K	Gir	Th 19,0		
					22-0203-0	22-0203-0K	Ate	Th 15,0		
					23-0167			Ø 284,0 Th 21,8-19,4	Vent.	
		93-96	F	R		23-0277C			Ø 278,0 Th 9,0-7,3	(Coated)
						53-0233	53-0233K	Luc	164,0x20	Hand Brake
		6/93-6/96		R		53-0233	53-0233K	Luc	164,0x20	Hand Brake
E 300 TD (124.193) Eng.OM603.960 (108kW)	6/93-6/96	F	R		22-0061-0	22-0061-0K	Gir	Th 19,0		
					22-0203-0	22-0203-0K	Ate	Th 15,0		
					23-0167			Ø 284,0 Th 21,8-19,4	Vent.	
		7/93-96	F	R		23-0277C			Ø 278,0 Th 9,0-7,3	(Coated)
						53-0233	53-0233K	Luc	164,0x20	Hand Brake
		6/93-6/96		R		53-0233	53-0233K	Luc	164,0x20	Hand Brake
E 300 TD 4-matic (124.393) Eng.OM603.963 (108kW)	6/93-6/96	F	R		22-0061-0	22-0061-0K	Gir	Th 19,0		
					22-0203-0	22-0203-0K	Ate	Th 15,0		
					23-0321			Ø 284,0 Th 22,0-19,4	Vent.	
		7/93-96	F	R		23-0277C			Ø 278,0 Th 9,0-7,3	(Coated)
						53-0233	53-0233K	Luc	164,0x20	Hand Brake
		6/93-6/96		R		53-0233	53-0233K	Luc	164,0x20	Hand Brake
E 300 TE-24 AMG (124.091) Eng.M104.980 (162kW)	6/93-6/96	F	R		22-0667-0	22-0667-0K	Ate	Th 17,5		
					22-0203-0	22-0203-0K	Ate	Th 15,0		
					53-0233	53-0233K	Luc	164,0x20	Hand Brake	
E 320 (124.092) Eng.M104.992 (162kW)	6/93-6/96	F	R		22-0667-1	22-0667-1K	Ate	Th 16,0	Ch B864308-	
					22-0667-0	22-0667-0K	Ate	Th 17,5	Ch -B864307	
					22-0203-0	22-0203-0K	Ate	Th 15,0		
		7/93-96	F	R		23-0320			Ø 295,0 Th 22,0-19,4	Ch -F242721, Vent.

		Spare Parts	F/R	L/R	METELLI ref.	METELLI ref. w/KIT		DIMENSIONS mm.	NOTE
E 320 (124.092) Eng.M104.992 (162kW)	6/93-6/96		R		53-0233	53-0233K	Luc	164,0x20	Hand Brake
E 36 AMG (124.092)	5/94-6/96		F		22-0667-1	22-0667-1K	Ate	Th 16,0	
Eng.M104.992(AMG3.6) (200kW)	5/94-6/96		R		22-0203-0	22-0203-0K	Ate	Th 15,0	
<b>Classe E II (W210) 6/95-3/02</b>									
E 200 (210.035) Eng.M111.942 (100kW)	6/95-8/00		F		22-0219-0	22-0219-0K	Ate	Th 19,5	
	6/95-8/00		R		22-0203-0	22-0203-0K	Ate	Th 15,0	Ch -A379346
	6/95-8/00		R		22-0343-0		Ate	Th 15,0	Ch A379347-
	95-00		F		23-0386C			Ø 288,0 Th 25,0-22,4	Vent., (Coated)
	95-00		R		23-0277C			Ø 278,0 Th 9,0-7,3	(Coated)
	6/95-8/00		R		53-0233	53-0233K	Luc	164,0x20	Hand Brake
E 200 CDi (210.007) Eng.OM611.961 (75kW)	6/98-7/99		F		22-0219-0	22-0219-0K	Ate	Th 19,5	
	6/98-7/99		R		22-0343-0		Ate	Th 15,0	
	98-6/99		F		23-0386C			Ø 288,0 Th 25,0-22,4	Vent., (Coated)
	98-6/99		R		23-0277C			Ø 278,0 Th 9,0-7,3	(Coated)
	6/98-7/99		R		53-0233	53-0233K	Luc	164,0x20	Hand Brake
E 200 CDi (210.007) Eng.OM611.961 (85kW)	7/99-3/02		F		22-0219-0	22-0219-0K	Ate	Th 19,5	
	7/99-3/02		R		22-0343-0		Ate	Th 15,0	
	7/99-		F		23-0386C			Ø 288,0 Th 25,0-22,4	Vent., (Coated)
	7/99-		R		23-0277C			Ø 278,0 Th 9,0-7,3	(Coated)
	7/99-3/02		R		53-0233	53-0233K	Luc	164,0x20	Hand Brake
E 200 D (210.003) Eng.OM604.917 (65kW)	1/96-3/02		F		22-0219-0	22-0219-0K	Ate	Th 19,5	
	1/96-3/02		R		22-0203-0	22-0203-0K	Ate	Th 15,0	Ch -A379346
	1/96-3/02		R		22-0343-0		Ate	Th 15,0	Ch A379347-
	96-		F		23-0386C			Ø 288,0 Th 25,0-22,4	Vent., (Coated)
	96-		R		23-0277C			Ø 278,0 Th 9,0-7,3	(Coated)
	1/96-3/02		R		53-0233	53-0233K	Luc	164,0x20	Hand Brake
E 200 K. (210.045) Eng.M111.947 (137kW)	6/97-3/02		F		22-0252-0	22-0252-0K	Ate	Th 20,0	
	6/97-3/02		R		22-0567-0	22-0567-0K	Ate	Th 15,5	Ch -A379346
	6/97-3/02		R		22-0344-0	22-0344-0K	Ate	Th 15,5	Ch A379347-
	97-02		F		23-0508C			Ø 300,0 Th 28,0-25,4	Vent., (Coated)
	97-02		R		23-0485C			Ø 290,0 Th 10,0-8,3	(Coated)
	6/97-3/02		R		53-0233	53-0233K	Luc	164,0x20	Hand Brake
E 200 K. (210.048) Eng.M111.957 (120kW)	8/00-3/02		F		22-0219-0	22-0219-0K	Ate	Th 19,5	
	8/00-3/02		R		22-0203-0	22-0203-0K	Ate	Th 15,0	Ch -A379346
	8/00-3/02		R		22-0343-0		Ate	Th 15,0	Ch A379347-
	00-02		F		23-0386C			Ø 288,0 Th 25,0-22,4	Vent., (Coated)
	00-02		R		23-0277C			Ø 278,0 Th 9,0-7,3	(Coated)
	8/00-3/02		R		53-0233	53-0233K	Luc	164,0x20	Hand Brake
E 220 CDi (210.006) Eng.OM611.961 (105kW)	7/99-3/02		F		22-0219-0	22-0219-0K	Ate	Th 19,5	
	7/99-3/02		R		22-0343-0		Ate	Th 15,0	
	7/99-		F		23-0386C			Ø 288,0 Th 25,0-22,4	Vent., (Coated)
	7/99-		R		23-0277C			Ø 278,0 Th 9,0-7,3	(Coated)
	7/99-3/02		R		53-0233	53-0233K	Luc	164,0x20	Hand Brake
E 220 CDi (210.006) Eng.OM611.961 (92kW)	6/98-7/99		F		22-0219-0	22-0219-0K	Ate	Th 19,5	
	6/98-7/99		R		22-0343-0		Ate	Th 15,0	
	98-6/99		F		23-0386C			Ø 288,0 Th 25,0-22,4	Vent., (Coated)
	98-6/99		R		23-0277C			Ø 278,0 Th 9,0-7,3	(Coated)
	6/98-7/99		R		53-0233	53-0233K	Luc	164,0x20	Hand Brake
E 220 D (210.004) Eng.OM604.912 (55-70kW)	6/95-3/02		F		22-0219-0	22-0219-0K	Ate	Th 19,5	
	6/95-3/02		R		22-0203-0	22-0203-0K	Ate	Th 15,0	Ch -A379346
	6/95-3/02		R		22-0343-0		Ate	Th 15,0	Ch A379347-
	95-		F		23-0386C			Ø 288,0 Th 25,0-22,4	Vent., (Coated)
	95-		R		23-0277C			Ø 278,0 Th 9,0-7,3	(Coated)
	6/95-3/02		R		53-0233	53-0233K	Luc	164,0x20	Hand Brake
E 230 (210.037) Eng.M111.970 (110kW)	6/95-6/97		F		22-0219-0	22-0219-0K	Ate	Th 19,5	
	6/95-6/97		R		22-0203-0	22-0203-0K	Ate	Th 15,0	Ch -A379346
	6/95-6/97		R		22-0343-0		Ate	Th 15,0	Ch A379347-
	95-97		F		23-0386C			Ø 288,0 Th 25,0-22,4	Vent., (Coated)
	95-97		R		23-0277C			Ø 278,0 Th 9,0-7,3	(Coated)
	6/95-6/97		R		53-0233	53-0233K	Luc	164,0x20	Hand Brake
	6/95-6/97		R		53-0234	53-0234K	Luc	164,0x25	Hand Brake
E 240 (210.061) Eng.M112.911 (125kW)	6/97-8/00		F		22-0219-0	22-0219-0K	Ate	Th 19,5	
	6/97-8/00		F		22-0252-0	22-0252-0K	Ate	Th 20,0	+ESP
	6/97-8/00		R		22-0343-0		Ate	Th 15,0	
	6/97-8/00		R		22-0344-0	22-0344-0K	Ate	Th 15,5	+ESP
	-97		F		23-0508C			Ø 300,0 Th 28,0-25,4	Vent., (Coated)












































		Spare Parts	F/R	L/R	METELLI ref.	METELLI ref. w/KIT		DIMENSIONS mm.	NOTE
E 240 (210.061) Eng.M112.911 (125kW)	97-6/99		F		<b>23-0386C</b>			Ø 288,0 Th 25,0-22,4	Vent., (Coated)
	-97		R	<b>23-0485C</b>			Ø 290,0 Th 10,0-8,3	(Coated)	
	97-6/99		R		<b>23-0277C</b>			Ø 278,0 Th 9,0-7,3	(Coated)
	6/97-8/00		R	<b>53-0233</b>	<b>53-0233K</b>	Luc	164,0x20	Hand Brake	
E 250 D (210.010) Eng.OM605.912 (83kW)	6/95-7/99		F		<b>22-0219-0</b>	<b>22-0219-0K</b>	Ate	Th 19,5	
	6/95-7/99		R	<b>22-0203-0</b>	<b>22-0203-0K</b>	Ate	Th 15,0	Ch -A379346	
	6/95-7/99		R	<b>22-0343-0</b>			Ate	Th 15,0	Ch A379347-
	95-6/99		F		<b>23-0386C</b>			Ø 288,0 Th 25,0-22,4	Vent., (Coated)
	95-6/99		R	<b>23-0277C</b>			Ø 278,0 Th 9,0-7,3	(Coated)	
	6/95-7/99		R	<b>53-0233</b>	<b>53-0233K</b>	Luc	164,0x20	Hand Brake	
E 250 TD (210.015) Eng.OM605.962 (110kW)	6/97-7/99		F		<b>22-0219-0</b>	<b>22-0219-0K</b>	Ate	Th 19,5	
	97-		R	<b>22-0343-0</b>		Ate	Th 15,0		
	97-99		F		<b>23-0386C</b>			Ø 288,0 Th 25,0-22,4	Vent., (Coated)
	97-99		R	<b>23-0277C</b>			Ø 278,0 Th 9,0-7,3	(Coated)	
	6/97-7/99		R		<b>53-0233</b>	<b>53-0233K</b>	Luc	164,0x20	Hand Brake
	E 270 CDi (210.016) Eng.OM612.961 (125kW)	7/99-3/02		F		<b>22-0219-0</b>	<b>22-0219-0K</b>	Ate	Th 19,5
7/99-3/02		F		<b>22-0252-0</b>	<b>22-0252-0K</b>	Ate	Th 20,0	+ESP	
7/99-3/02		R		<b>22-0343-0</b>			Ate	Th 15,0	
7/99-3/02		R		<b>22-0344-0</b>	<b>22-0344-0K</b>	Ate	Th 15,5	+ESP	
99-02			F		<b>23-0508C</b>			Ø 300,0 Th 28,0-25,4	Vent., (Coated)
99-02			R	<b>23-0485C</b>			Ø 290,0 Th 10,0-8,3	(Coated)	
7/99-3/02			R		<b>53-0233</b>	<b>53-0233K</b>	Luc	164,0x20	Hand Brake
E 280 (210.053) Eng.M104.945 (142kW)		1/96-6/97		F		<b>22-0252-0</b>	<b>22-0252-0K</b>	Ate	Th 20,0
	1/96-6/97	R		<b>22-0567-0</b>	<b>22-0567-0K</b>	Ate	Th 15,5	Ch -A379346	
	1/96-6/97		R		<b>22-0344-0</b>	<b>22-0344-0K</b>	Ate	Th 15,5	Ch A379347-
	96-97		F	<b>23-0508C</b>			Ø 300,0 Th 28,0-25,4	Vent., (Coated)	
	96-97	R	<b>23-0485C</b>			Ø 290,0 Th 10,0-8,3	(Coated)		
	1/96-6/97		R		<b>53-0233</b>	<b>53-0233K</b>	Luc	164,0x20	Hand Brake
E 280 (210.063) Eng.M112.921 (150kW)	12/96-3/02		F		<b>22-0252-0</b>	<b>22-0252-0K</b>	Ate	Th 20,0	
	12/96-3/02		R	<b>22-0567-0</b>	<b>22-0567-0K</b>	Ate	Th 15,5	Ch -A379346	
	12/96-3/02		R		<b>22-0344-0</b>	<b>22-0344-0K</b>	Ate	Th 15,5	Ch A379347-
	97-6/99		F	<b>23-0508C</b>			Ø 300,0 Th 28,0-25,4	Vent., (Coated)	
	97-6/99	R	<b>23-0485C</b>			Ø 290,0 Th 10,0-8,3	(Coated)		
	12/96-3/02		R		<b>53-0233</b>	<b>53-0233K</b>	Luc	164,0x20	Hand Brake
E 280 4-matic (210.081) Eng.M112.921 (150kW)	12/96-3/02		F		<b>22-0252-0</b>	<b>22-0252-0K</b>	Ate	Th 20,0	
	12/96-3/02		R	<b>22-0344-0</b>	<b>22-0344-0K</b>	Ate	Th 15,5	Ch A379347-	
	97-		F		<b>23-0508C</b>			Ø 300,0 Th 28,0-25,4	Vent., (Coated)
	97-		R	<b>23-0485C</b>			Ø 290,0 Th 10,0-8,3	(Coated)	
12/96-3/02		R		<b>53-0233</b>	<b>53-0233K</b>	Luc	164,0x20	Hand Brake	
E 290 TD (210.017) Eng.OM602.982 (95kW)	3/96-7/99		F		<b>22-0219-0</b>	<b>22-0219-0K</b>	Ate	Th 19,5	
	3/96-7/99		R	<b>22-0203-0</b>	<b>22-0203-0K</b>	Ate	Th 15,0	Ch -A379346	
	3/96-7/99		R	<b>22-0343-0</b>		Ate	Th 15,0	Ch A379347-	
	96-99		F		<b>23-0386C</b>			Ø 288,0 Th 25,0-22,4	Vent., (Coated)
	96-99		R	<b>23-0277C</b>			Ø 278,0 Th 9,0-7,3	(Coated)	
	3/96-7/99		R		<b>53-0233</b>	<b>53-0233K</b>	Luc	164,0x20	Hand Brake
	3/96-7/99		R		<b>53-0234</b>	<b>53-0234K</b>	Luc	164,0x25	Hand Brake
	E 300 D (210.020) Eng.OM606.912 (100kW)	6/95-6/97		F		<b>22-0219-0</b>	<b>22-0219-0K</b>	Ate	Th 19,5
6/95-6/97		R		<b>22-0203-0</b>	<b>22-0203-0K</b>	Ate	Th 15,0	Ch -A379346	
6/95-6/97			R		<b>22-0343-0</b>		Ate	Th 15,0	Ch A379347-
95-97			F	<b>23-0386C</b>			Ø 288,0 Th 25,0-22,4	Vent., (Coated)	
95-97		R	<b>23-0277C</b>			Ø 278,0 Th 9,0-7,3	(Coated)		
6/95-6/97			R		<b>53-0233</b>	<b>53-0233K</b>	Luc	164,0x20	Hand Brake
E 300 TD (210.025) Eng.OM606.962 (130kW)	12/96-7/99		F		<b>22-0252-0</b>	<b>22-0252-0K</b>	Ate	Th 20,0	
	12/96-7/99		R	<b>22-0567-0</b>	<b>22-0567-0K</b>	Ate	Th 15,5	Ch -A379346	
	12/96-7/99		R	<b>22-0344-0</b>	<b>22-0344-0K</b>	Ate	Th 15,5	Ch A379347-	
	96-		F		<b>23-0508C</b>			Ø 300,0 Th 28,0-25,4	Vent., (Coated)
	96-		R	<b>23-0485C</b>			Ø 290,0 Th 10,0-8,3	(Coated)	
	12/96-7/99		R		<b>53-0233</b>	<b>53-0233K</b>	Luc	164,0x20	Hand Brake
E 320 (210.055) Eng.M104.992/ 995 (162kW)	6/95-6/97		F		<b>22-0252-0</b>	<b>22-0252-0K</b>	Ate	Th 20,0	
	6/95-6/97		R	<b>22-0567-0</b>	<b>22-0567-0K</b>	Ate	Th 15,5		
	95-97		F		<b>23-0508C</b>			Ø 300,0 Th 28,0-25,4	Vent., (Coated)
	95-97		R	<b>23-0485C</b>			Ø 290,0 Th 10,0-8,3	(Coated)	
6/95-6/97		R		<b>53-0233</b>	<b>53-0233K</b>	Luc	164,0x20	Hand Brake	
E 320 (210.065) Eng.M112.941 (165kW)	6/97-3/02		F		<b>22-0252-0</b>	<b>22-0252-0K</b>	Ate	Th 20,0	
	6/97-3/02		R	<b>22-0344-0</b>	<b>22-0344-0K</b>	Ate	Th 15,5		
	97-		F		<b>23-0508C</b>			Ø 300,0 Th 28,0-25,4	Vent., (Coated)
	97-		R	<b>23-0485C</b>			Ø 290,0 Th 10,0-8,3	(Coated)	

		Spare Parts	F/R	L/R	METELLI ref.	METELLI ref. w/KIT		DIMENSIONS mm.	NOTE
E 320 (210.065) Eng.M112.941 (165kW)	6/97-3/02		R		53-0233	53-0233K	Luc	164,0x20	Hand Brake
E 320 4-matic (210.082)	6/97-3/02		F		22-0252-0	22-0252-0K	Ate	Th 20,0	
Eng.M112.941 (165kW)	6/97-3/02		R		22-0344-0	22-0344-0K	Ate	Th 15,5	
	97-		F		23-0508C			Ø 300,0 Th 28,0-25,4	Vent., (Coated)
	97-		R		23-0485C			Ø 290,0 Th 10,0-8,3	(Coated)
	6/97-3/02		R		53-0233	53-0233K	Luc	164,0x20	Hand Brake
E 320 CDi (210.026) Eng.OM613.961 (145kW)	7/99-3/02		F		22-0252-0	22-0252-0K	Ate	Th 20,0	
	7/99-3/02		R		22-0344-0	22-0344-0K	Ate	Th 15,5	
	99-02		F		23-0508C			Ø 300,0 Th 28,0-25,4	Vent., (Coated)
	99-02		R		23-0522			Ø 290,0 Th 12,0-10,3	
	7/99-3/02		R		53-0233	53-0233K	Luc	164,0x20	Hand Brake
E 420 (210.072) Eng.M119.985 (205kW)	1/96-6/97		F		22-0667-0	22-0667-0K	Ate	Th 17,5	
	1/96-6/97		R		22-0567-0	22-0567-0K	Ate	Th 15,5	Ch -A379346
	1/96-6/97		R		22-0344-0	22-0344-0K	Ate	Th 15,5	Ch A379347-
	96-97		R		23-0485C			Ø 290,0 Th 10,0-8,3	(Coated)
	1/96-6/97		R		53-0233	53-0233K	Luc	164,0x20	Hand Brake
E 430 (210.070) Eng.M113.940 (205kW)	6/97-3/02		F		22-0667-0	22-0667-0K	Ate	Th 17,5	
	6/97-3/02		R		22-0344-0	22-0344-0K	Ate	Th 15,5	
	97-		R		23-0485C			Ø 290,0 Th 10,0-8,3	(Coated)
	6/97-3/02		R		53-0233	53-0233K	Luc	164,0x20	Hand Brake
E 430 4-matic (210.083)	5/99-3/02		R		22-0344-0	22-0344-0K	Ate	Th 15,5	
Eng.M113.940 (205kW)	5/99-3/02		R		53-0233	53-0233K	Luc	164,0x20	Hand Brake
E 50 AMG (210.072) Eng.M119.985 (255kW)	2/96-8/97		R		22-0567-0	22-0567-0K	Ate	Th 15,5	
	2/96-8/97		R		53-0233	53-0233K	Luc	164,0x20	Hand Brake
E 55 AMG (210.074) Eng.M113.980 (260kW)	8/97-3/02		R		22-0567-0	22-0567-0K	Ate	Th 15,5	
	8/97-3/02		R		53-0233	53-0233K	Luc	164,0x20	Hand Brake
E 55 AMG 4-matic (210.083)	3/01-3/02		R		22-0567-0	22-0567-0K	Ate	Th 15,5	
Eng.M113.980 (260kW)	3/01-3/02		R		53-0233	53-0233K	Luc	164,0x20	Hand Brake
<b>Classe E II SW (S210) 6/96-3/03</b>									
E 200 (210.235) Eng.M111.942 (100kW)	6/96-8/00		F		22-0219-0	22-0219-0K	Ate	Th 19,5	
	6/96-8/00		R		22-0567-0	22-0567-0K	Ate	Th 15,5	
	96-00		F		23-0386C			Ø 288,0 Th 25,0-22,4	Vent., (Coated)
	96-00		R		23-0522			Ø 290,0 Th 12,0-10,3	
E 200 K. (210.245) Eng.M111.947 (137kW)	6/97-3/03		F		22-0252-0	22-0252-0K	Ate	Th 20,0	
	6/97-3/03		R		22-0567-0	22-0567-0K	Ate	Th 15,5	
	97-		F		23-0508C			Ø 300,0 Th 28,0-25,4	Vent., (Coated)
	97-		R		23-0522			Ø 290,0 Th 12,0-10,3	
E 200 K. (210.248) Eng.M111.957 (120kW)	8/00-3/03		F		22-0219-0	22-0219-0K	Ate	Th 19,5	
	8/00-3/03		R		22-0567-0	22-0567-0K	Ate	Th 15,5	
	00-		R		23-0522			Ø 290,0 Th 12,0-10,3	
E 220 CDi Eng.OM611.961 (92kW)	6/98-7/99		F		22-0219-0	22-0219-0K	Ate	Th 19,5	
	6/98-7/99		R		22-0567-0	22-0567-0K	Ate	Th 15,5	
	98-6/99		F		23-0386C			Ø 288,0 Th 25,0-22,4	Vent., (Coated)
	98-6/99		R		23-0522			Ø 290,0 Th 12,0-10,3	
E 220 CDi (210.006) Eng.OM611.961 (105kW)	7/99-3/03		F		22-0219-0	22-0219-0K	Ate	Th 19,5	
	7/99-3/03		R		22-0567-0	22-0567-0K	Ate	Th 15,5	
	7/99-3/03		R		23-0522			Ø 290,0 Th 12,0-10,3	
E 230 (210.237) Eng.M111.970 (110kW)	6/96-6/97		F		22-0219-0	22-0219-0K	Ate	Th 19,5	
	6/96-6/97		R		22-0567-0	22-0567-0K	Ate	Th 15,5	
	96-97		F		23-0386C			Ø 288,0 Th 25,0-22,4	Vent., (Coated)
	96-97		R		23-0522			Ø 290,0 Th 12,0-10,3	
	6/96-6/97		R		53-0234	53-0234K	Luc	164,0x25	Hand Brake
E 240 (210.261) Eng.M112.911 (125kW)	6/97-3/03		F		22-0219-0	22-0219-0K	Ate	Th 19,5	
	6/97-3/03		F		22-0252-0	22-0252-0K	Ate	Th 20,0	+ESP
	6/97-3/03		R		22-0567-0	22-0567-0K	Ate	Th 15,5	
	97-		F		23-0386C			Ø 288,0 Th 25,0-22,4	Vent., (Coated)
	97-		R		23-0522			Ø 290,0 Th 12,0-10,3	
E 250 D (210.210) Eng.OM605.912 (83kW)	6/96-7/99		F		22-0219-0	22-0219-0K	Ate	Th 19,5	
	6/96-7/99		R		22-0567-0	22-0567-0K	Ate	Th 15,5	
	96-99		F		23-0386C			Ø 288,0 Th 25,0-22,4	Vent., (Coated)
	96-99		R		23-0522			Ø 290,0 Th 12,0-10,3	
E 250 TD (210.215) Eng.OM605.962 (110kW)	6/97-7/99		F		22-0219-0	22-0219-0K	Ate	Th 19,5	
	6/97-7/99		R		22-0567-0	22-0567-0K	Ate	Th 15,5	
	97-		F		23-0386C			Ø 288,0 Th 25,0-22,4	Vent., (Coated)
	97-		R		23-0522			Ø 290,0 Th 12,0-10,3	


















		Spare Parts	F/R	L/R	METELLI ref.	METELLI ref. w/KIT		DIMENSIONS mm.	NOTE
E 270 CDi (210.216) Eng.OM612.961 (125kW)	7/99-3/03	F	F		22-0219-0	22-0219-0K	Ate	Th 19,5	
	7/99-3/03				22-0252-0	22-0252-0K	Ate	Th 20,0	+ESP
	7/99-3/03				22-0567-0	22-0567-0K	Ate	Th 15,5	
	7/99-3/03	R	F		23-0508C			Ø 300,0 Th 28,0-25,4	Vent., (Coated)
	7/99-3/03				23-0522			Ø 290,0 Th 12,0-10,3	
E 280 (210.263) Eng.M112.921 (150kW)	12/96-3/03	F	F		22-0252-0	22-0252-0K	Ate	Th 20,0	
	12/96-3/03				22-0567-0	22-0567-0K	Ate	Th 15,5	
	96-6/99	R	F		23-0508C			Ø 300,0 Th 28,0-25,4	Vent., (Coated)
	7/99-3/03				23-0522			Ø 290,0 Th 12,0-10,3	
E 280 4-matic (210.281) Eng.M112.921 (150kW)	12/96-3/03	F	F		22-0252-0	22-0252-0K	Ate	Th 20,0	
	12/96-3/03				22-0567-0	22-0567-0K	Ate	Th 15,5	
	96-	R	F		23-0508C			Ø 300,0 Th 28,0-25,4	Vent., (Coated)
	96-				23-0522			Ø 290,0 Th 12,0-10,3	
E 290 TD (210.217) Eng.OM602.982 (95kW)	6/96-7/99	F	F		22-0219-0	22-0219-0K	Ate	Th 19,5	
	6/96-7/99				22-0567-0	22-0567-0K	Ate	Th 15,5	
	96-99	R	F		23-0386C			Ø 288,0 Th 25,0-22,4	Vent., (Coated)
	96-99				23-0522			Ø 290,0 Th 12,0-10,3	
	6/96-7/99	R	F		53-0234	53-0234K	Luc	164,0x25	Hand Brake
E 300 TD (210.225) Eng.OM606.962 (130kW)	12/96-7/99	F	F		22-0252-0	22-0252-0K	Ate	Th 20,0	
	12/96-7/99				22-0567-0	22-0567-0K	Ate	Th 15,5	
	96-99	R	F		23-0508C			Ø 300,0 Th 28,0-25,4	Vent., (Coated)
	96-99				23-0522			Ø 290,0 Th 12,0-10,3	
E 320 (210.265) Eng.M112.941 (165kW)	12/96-3/03	F	F		22-0252-0	22-0252-0K	Ate	Th 20,0	
	12/96-3/03				22-0567-0	22-0567-0K	Ate	Th 15,5	
	96-	R	F		23-0508C			Ø 300,0 Th 28,0-25,4	Vent., (Coated)
	96-				23-0522			Ø 290,0 Th 12,0-10,3	
E 320 4-matic (210.282) Eng.M112.941 (165kW)	12/96-3/03	F	F		22-0252-0	22-0252-0K	Ate	Th 20,0	
	12/96-3/03				22-0567-0	22-0567-0K	Ate	Th 15,5	
	96-	R	F		23-0508C			Ø 300,0 Th 28,0-25,4	Vent., (Coated)
	96-				23-0522			Ø 290,0 Th 12,0-10,3	
E 320 CDi (210.226) Eng.OM613.961 (145kW)	7/99-3/03	F	F		22-0252-0	22-0252-0K	Ate	Th 20,0	
	7/99-3/03				22-0567-0	22-0567-0K	Ate	Th 15,5	
	7/99-3/03	R	F		23-0522			Ø 290,0 Th 12,0-10,3	
E 420 (210.272) Eng.M119.985 (205kW)	6/96-6/97	F	F		22-0667-0	22-0667-0K	Ate	Th 17,5	
	6/96-6/97				22-0567-0	22-0567-0K	Ate	Th 15,5	
	96-	R	F		23-0522			Ø 290,0 Th 12,0-10,3	
E 430 (210.270) Eng.M113.940 (205kW)	6/97-3/03	F	R		22-0567-0	22-0567-0K	Ate	Th 15,5	
	97-				23-0522			Ø 290,0 Th 12,0-10,3	
E 430 4-matic (210.283) Eng.M113.940 (205kW)	5/99-3/03	F	R		22-0567-0	22-0567-0K	Ate	Th 15,5	
E 55 AMG (210.274) Eng.M113.980 (260kW)	8/97-3/03	F	R		22-0567-0	22-0567-0K	Ate	Th 15,5	
E 55 AMG 4-matic (210.283) Eng.M113.980 (260kW)	3/01-3/03	F	R		22-0567-0	22-0567-0K	Ate	Th 15,5	
<b>Classe E III (W211) 3/02-2/09</b>									
E 200 CDi (211.004) Eng.OM646.951 (75kW)	7/02-	F	F		22-0562-0	22-0562-0K	Bosch	Th 20,0	
	7/02-				22-0568-0	22-0568-0K	Ate	Th 16,5	
	3/02-	R	F		23-0600C			Ø 295,0 Th 28,0-25,4	Vent., (Coated)
	02-				23-0601			Ø 295,0 Th 28,0-25,4	Vent., Mod. Taxi
	3/02-				23-0624C			Ø 300,0 Th 10,0-8,3	(Coated)
	02-	R	F		23-0625			Ø 300,0 Th 22,0-19,4	Vent., Mod. Taxi
	7/02-2/09				53-0243	53-0243K		180,0x25	Hand Brake
E 200 CDi (211.004) Eng.OM646.951 (90kW)	7/02-	F	F		22-0562-0	22-0562-0K	Bosch	Th 20,0	
	7/02-				22-0568-0	22-0568-0K	Ate	Th 16,5	
	3/02-	R	F		23-0600C			Ø 295,0 Th 28,0-25,4	Vent., (Coated)
	02-				23-0601			Ø 295,0 Th 28,0-25,4	Vent., Mod. Taxi
	3/02-				23-0624C			Ø 300,0 Th 10,0-8,3	(Coated)
	02-	R	F		23-0625			Ø 300,0 Th 22,0-19,4	Vent., Mod. Taxi
	7/02-2/09				53-0243	53-0243K		180,0x25	Hand Brake
E 200 CDi EVO (211.007) Eng.OM646.820 (100kW)	3/02-	F	F		23-0600C			Ø 295,0 Th 28,0-25,4	Vent., (Coated)
	07-				23-0601			Ø 295,0 Th 28,0-25,4	Vent., Mod. Taxi
	3/02-	R	F		23-0624C			Ø 300,0 Th 10,0-8,3	(Coated)
	07-				23-0625			Ø 300,0 Th 22,0-19,4	Vent., Mod. Taxi
E 200 CGI Eng.M271.946 (125kW)	11/02-	F	F		22-0562-0	22-0562-0K	Bosch	Th 20,0	
	11/02-				22-0568-0	22-0568-0K	Ate	Th 16,5	
	02-	R	F		23-0600C			Ø 295,0 Th 28,0-25,4	Vent., (Coated)
	02-				23-0624C			Ø 300,0 Th 10,0-8,3	(Coated)



		Spare Parts	F/R	L/R	METELLI ref.	METELLI ref. w/KIT		DIMENSIONS mm.	NOTE
E 200 CGI Eng.M271.946 (125kW)	11/02-2/09		R		53-0243	53-0243K		180,0x25	Hand Brake
E 200 K. (211.042) Eng.M271.941 (120kW)	11/02-		F		22-0562-0	22-0562-0K	Bosch	Th 20,0	
	11/02-		R		22-0568-0	22-0568-0K	Ate	Th 16,5	
	11/02-		F		23-0600C			Ø 295,0 Th 28,0-25,4	Vent., (Coated)
	02-		F		23-0601			Ø 295,0 Th 28,0-25,4	Vent., Mod. Taxi
	11/02-		R		23-0624C			Ø 300,0 Th 10,0-8,3	(Coated)
	11/02-2/09		R		53-0243	53-0243K		180,0x25	Hand Brake
E 200 K. Evo (211.041) Eng.M271.956 (135kW)	07-		F		22-0562-0	22-0562-0K	Bosch	Th 20,0	
	07-		R		22-0568-0	22-0568-0K	Ate	Th 16,5	
	07-		F		23-0600C			Ø 295,0 Th 28,0-25,4	Vent., (Coated)
	07-		R		23-0624C			Ø 300,0 Th 10,0-8,3	(Coated)
	07-		R		23-0625			Ø 300,0 Th 22,0-19,4	Vent., AMG
E 200 NGT Eng.M271.941 (120kW)	3/04-		F		22-0562-0	22-0562-0K	Bosch	Th 20,0	
	3/04-		R		22-0568-0	22-0568-0K	Ate	Th 16,5	
	04-		F		23-0600C			Ø 295,0 Th 28,0-25,4	Vent., (Coated)
	04-		R		23-0624C			Ø 300,0 Th 10,0-8,3	(Coated)
		3/04-2/09		R		53-0243	53-0243K		180,0x25
E 220 CDi (211.006) Eng.OM646.961 (100kW)	02-09		F		22-0562-0	22-0562-0K	Bosch	Th 20,0	
	02-09		R		22-0568-0	22-0568-0K	Ate	Th 16,5	
	02-09		F		23-0600C			Ø 295,0 Th 28,0-25,4	Vent., (Coated)
	02-09		F		23-0601			Ø 295,0 Th 28,0-25,4	Vent., Mod. Taxi
	02-09		R		23-0624C			Ø 300,0 Th 10,0-8,3	(Coated)
	02-09		R		53-0243	53-0243K		180,0x25	Hand Brake
E 220 CDi (211.006) Eng.OM646.961 (110kW)	3/02-		F		22-0562-0	22-0562-0K	Bosch	Th 20,0	
	3/02-		R		22-0568-0	22-0568-0K	Ate	Th 16,5	
	3/02-		F		23-0600C			Ø 295,0 Th 28,0-25,4	Vent., (Coated)
	02-		F		23-0601			Ø 295,0 Th 28,0-25,4	Vent., Mod. Taxi
	3/02-		R		23-0624C			Ø 300,0 Th 10,0-8,3	(Coated)
	3/02-2/09		R		53-0243	53-0243K		180,0x25	Hand Brake
E 220 CDi EVO (211.008) Eng.OM646.821 (125kW)	07-		F		23-0600C			Ø 295,0 Th 28,0-25,4	Vent., (Coated)
	07-		F		23-0601			Ø 295,0 Th 28,0-25,4	Vent., Mod. Taxi
	07-		R		23-0624C			Ø 300,0 Th 10,0-8,3	(Coated)
E 230 Eng.M272.922 (150kW)	07-		F		23-0601			Ø 295,0 Th 28,0-25,4	Vent., Mod. Taxi
	06-		R		23-0625			Ø 300,0 Th 22,0-19,4	Vent.
E 240 (211.061) Eng.M112.913 (130kW)	3/02-		F		22-0562-0	22-0562-0K	Bosch	Th 20,0	
	3/02-		R		22-0568-0	22-0568-0K	Ate	Th 16,5	
	3/02-		F		23-0600C			Ø 295,0 Th 28,0-25,4	Vent., (Coated)
	02-		F		23-0601			Ø 295,0 Th 28,0-25,4	Vent., Mod. Taxi
	3/02-		R		23-0624C			Ø 300,0 Th 10,0-8,3	(Coated)
	02-		R		23-0625			Ø 300,0 Th 22,0-19,4	Vent., Mod. Taxi
	3/02-2/09		R		53-0243	53-0243K		180,0x25	Hand Brake
E 240 4-matic (211.080) Eng.M112.917 (130kW)	3/03-		F		22-0562-0	22-0562-0K	Bosch	Th 20,0	
	3/03-		R		22-0568-0	22-0568-0K	Ate	Th 16,5	
	03-09		F		23-0965			Ø 304,0 Th 30,0-27,4	Vent., -Chassis Sportivo
	03-		R		23-0624C			Ø 300,0 Th 10,0-8,3	(Coated)
	03-		R		23-0625			Ø 300,0 Th 22,0-19,4	Vent., Mod. Taxi
	3/03-2/09		R		53-0243	53-0243K		180,0x25	Hand Brake
E 270 CDi (211.016) Eng.OM647.961 (130kW)	3/02-		F		22-0562-0	22-0562-0K	Bosch	Th 20,0	
	3/02-		R		22-0568-0	22-0568-0K	Ate	Th 16,5	
	02-		F		23-0601			Ø 295,0 Th 28,0-25,4	Vent., Mod. Taxi
	3/02-		R		23-0624C			Ø 300,0 Th 10,0-8,3	(Coated)
	3/02-2/09		R		53-0243	53-0243K		180,0x25	Hand Brake
E 280 Eng.M272.943 (170kW)	3/05-		F		22-0562-0	22-0562-0K	Bosch	Th 20,0	
	3/05-		R		22-0568-0	22-0568-0K	Ate	Th 16,5	
	05-		F		23-0601			Ø 295,0 Th 28,0-25,4	Vent., Mod. Taxi
	05-		R		23-0624C			Ø 300,0 Th 10,0-8,3	(Coated)
			R		23-0625			Ø 300,0 Th 22,0-19,4	Vent.
E 280 4-matic Eng.M272.943 (170kW)	1/06-		F		22-0562-0	22-0562-0K	Bosch	Th 20,0	
	1/06-		R		22-0568-0	22-0568-0K	Ate	Th 16,5	
	06-09		F		23-0965			Ø 304,0 Th 30,0-27,4	Vent., -Chassis Sportivo
	06-		R		23-0624C			Ø 300,0 Th 10,0-8,3	(Coated)
	06-		R		23-0625			Ø 300,0 Th 22,0-19,4	Vent.
E 280 CDi Eng.OM642.920 (140kW)	3/05-		F		22-0562-0	22-0562-0K	Bosch	Th 20,0	
	3/05-		R		22-0568-0	22-0568-0K	Ate	Th 16,5	
	05-		F		23-0601			Ø 295,0 Th 28,0-25,4	Vent., Mod. Taxi
	06-		R		23-0625			Ø 300,0 Th 22,0-19,4	Vent.
	3/05-2/09		R		53-0243	53-0243K		180,0x25	Hand Brake





























		Spare Parts	F/R	L/R	METELLI ref.	METELLI ref. w/KIT		DIMENSIONS mm.	NOTE
E 280 CDi (211.023) Eng.OM648.961 (130kW)	5/04		F		22-0562-0	22-0562-0K	Bosch	Th 20,0	
			R		22-0568-0	22-0568-0K	Ate	Th 16,5	
	04-09		F		23-0601			Ø 295,0 Th 28,0-25,4	Vent., Mod. Taxi
			R		23-0625			Ø 300,0 Th 22,0-19,4	Vent.
	5/04-2/09		R		53-0243	53-0243K		180,0x25	Hand Brake
E 280 CDi 4-matic Eng.OM642.921 (140kW)	3/05		F		22-0563-5	22-0563-5K	Bre	Th 17,5	
			R		22-0568-0	22-0568-0K	Ate	Th 16,5	
	05-09		F		23-0965			Ø 304,0 Th 30,0-27,4	Vent., -Chassis Sportivo
			R		23-0625			Ø 300,0 Th 22,0-19,4	Vent.
	3/05-2/09		R		53-0243	53-0243K		180,0x25	Hand Brake
E 300 Bluetec CDi Eng.OM642.920 (155kW)	07		F		23-0601			Ø 295,0 Th 28,0-25,4	Vent.
			R		23-0625			Ø 300,0 Th 22,0-19,4	Vent.
E 320 (211.065) Eng.M112.949 (165kW)	3/02		F		22-0562-0	22-0562-0K	Bosch	Th 20,0	
			F		22-0563-5	22-0563-5K	Bre	Th 17,5	
			R		22-0568-0	22-0568-0K	Ate	Th 16,5	
	02		F		23-0601			Ø 295,0 Th 28,0-25,4	Vent., Mod. Taxi
			R		23-0624C			Ø 300,0 Th 10,0-8,3	(Coated)
		3/02-2/09		R		23-0625		Ø 300,0 Th 22,0-19,4	Vent., Mod. Taxi
			R		53-0243	53-0243K		180,0x25	Hand Brake
E 320 4-matic (211.082) Eng.M112.954 (165kW)	3/03		F		22-0563-5	22-0563-5K	Bre	Th 17,5	
			R		22-0568-0	22-0568-0K	Ate	Th 16,5	
	03-09		F		23-0965			Ø 304,0 Th 30,0-27,4	Vent., -Chassis Sportivo
			R		23-0624C			Ø 300,0 Th 10,0-8,3	(Coated)
	3/03-2/09		R		23-0625		Ø 300,0 Th 22,0-19,4	Vent.	
			R		53-0243	53-0243K		180,0x25	Hand Brake
E 320 CDi (211.026) Eng.OM648.961 (150kW)	11/02		F		22-0563-5	22-0563-5K	Bre	Th 17,5	
			R		22-0568-0	22-0568-0K	Ate	Th 16,5	
	02		F		23-0601			Ø 295,0 Th 28,0-25,4	Vent., Mod. Taxi
			R		23-0624C			Ø 300,0 Th 10,0-8,3	(Coated)
	11/02-2/09		R		53-0243	53-0243K		180,0x25	Hand Brake
E 320 CDi, 4-matic Eng.OM642.920/910 (165kW)	3/05		F		22-0562-0	22-0562-0K	Bosch	Th 20,0	Exc. 4-matic
			R		22-0568-0	22-0568-0K	Ate	Th 16,5	
	05-09		F		23-0601			Ø 295,0 Th 28,0-25,4	Vent., Mod. Taxi Exc. 4-Matic
			F		23-0965			Ø 304,0 Th 30,0-27,4	Vent., -Chassis Sportivo, Only 4matic
		3/05-2/09		R		23-0625		Ø 300,0 Th 22,0-19,4	Vent., Incl. Taxi
			R		53-0243	53-0243K		180,0x25	Hand Brake
E 350 CGI Eng.M272.985 (215kW)	07		F		23-0601			Ø 295,0 Th 28,0-25,4	Vent.
			R		23-0625			Ø 300,0 Th 22,0-19,4	Vent.
E 350, 4-matic (211.087) Eng.M272.964/ 972 (200kW)	05		F		22-0562-0	22-0562-0K	Bosch	Th 20,0	Exc. 4-matic
			F		22-0563-5	22-0563-5K	Bre	Th 17,5	
			R		22-0568-0	22-0568-0K	Ate	Th 16,5	
	05-09		F		23-0601			Ø 295,0 Th 28,0-25,4	Vent., Exc. 4-matic
			F		23-0965			Ø 304,0 Th 30,0-27,4	Vent., -Chassis Sportivo, Only 4matic
	05		R		23-0625		Ø 300,0 Th 22,0-19,4	Vent.	
E 400 CDi (211.028) Eng.OM628.961 (191kW)	2/03		F		22-0563-5	22-0563-5K	Bre	Th 17,5	
			R		22-0568-0	22-0568-0K	Ate	Th 16,5	
		2/03-2/09		R		23-0625		Ø 300,0 Th 22,0-19,4	Vent.
			R		53-0243	53-0243K		180,0x25	Hand Brake
E 420 CDi (211.029) Eng.OM629.910 (231kW)	06		F		22-0669-0	22-0669-0K	Bre	Th 17,5	
			R		22-0568-0	22-0568-0K	Ate	Th 16,5	
E 500 (211.070) Eng.M113.967 (225kW)	3/02		F		22-0563-5	22-0563-5K	Bre	Th 17,5	
			R		22-0568-0	22-0568-0K	Ate	Th 16,5	
		3/02-2/09		R		23-0625		Ø 300,0 Th 22,0-19,4	Vent.
			R		53-0243	53-0243K		180,0x25	Hand Brake
E 500 4-matic (211.083) Eng.M113.969 (225kW)	10/03		F		22-0563-5	22-0563-5K	Bre	Th 17,5	
			R		22-0568-0	22-0568-0K	Ate	Th 16,5	
	10/03-2/09		R		23-0625		Ø 300,0 Th 22,0-19,4	Vent.	
			R		53-0243	53-0243K		180,0x25	Hand Brake
E 500 EVO 4-matic (211.090) Eng.M273.960/ 962 (285kW)	07		F		22-0669-0	22-0669-0K	Bre	Th 17,5	
			R		22-0568-0	22-0568-0K	Ate	Th 16,5	
E 55 AMG K. (211.076) Eng.M113.990 (350kW)	10/02-2/09		R		53-0243	53-0243K		180,0x25	Hand Brake
<b>Classe E III SW (S211) 3/03-2/09</b>									
E 200 CDi (211.207) Eng.OM646.811 (100kW)	08-09		F		22-0562-0	22-0562-0K	Bosch	Th 20,0	
			R		22-0568-0	22-0568-0K	Ate	Th 16,5	
	08-09		F		23-0600C			Ø 295,0 Th 28,0-25,4	Vent., (Coated)
			F		23-0601			Ø 295,0 Th 28,0-25,4	Vent., Mod. Taxi

		Spare Parts	F/R	L/R	METELLI ref.	METELLI ref. w/KIT		DIMENSIONS mm.	NOTE
E 200 CDi (211.207) Eng.OM646.811 (100kW)	08-09		R		23-0624C			Ø 300,0 Th 10,0-8,3	(Coated)
E 200 EVO K. Eng.M271.956 (135kW)	07-		F		23-0600C			Ø 295,0 Th 28,0-25,4	Vent., (Coated)
	07-		R		23-0624C			Ø 300,0 Th 10,0-8,3	(Coated)
	07-		R		23-0625			Ø 300,0 Th 22,0-19,4	Vent., AMG
E 200 K. (211.242) Eng.M271.941 (120kW)	3/03-		F		22-0562-0	22-0562-0K	Bosch	Th 20,0	
	3/03-		R		22-0568-0	22-0568-0K	Ate	Th 16,5	
	03-		F		23-0600C			Ø 295,0 Th 28,0-25,4	Vent., (Coated)
	03-		F		23-0601			Ø 295,0 Th 28,0-25,4	Vent., Mod. Taxi
	03-		R		23-0624C			Ø 300,0 Th 10,0-8,3	(Coated)
	03-		R		23-0625			Ø 300,0 Th 22,0-19,4	Vent., Mod. Taxi
	3/03-2/09		R		53-0233	53-0233K	Luc	164,0x20	Hand Brake
	3/03-2/09		R		53-0233	53-0233K	Luc	164,0x20	Hand Brake
E 220 CDI (211.206) Eng.OM646.961 (100kW)	3/03-		F		23-0600C			Ø 295,0 Th 28,0-25,4	Vent., (Coated)
	3/03-		F		23-0601			Ø 295,0 Th 28,0-25,4	Vent., Mod. Taxi
	3/03-		R		23-0624C			Ø 300,0 Th 10,0-8,3	(Coated)
	3/03-		R		53-0243	53-0243K		180,0x25	Hand Brake
	3/03-		R		53-0233	53-0233K	Luc	164,0x20	Hand Brake
E 220 CDi EVO Eng.OM646.821 (125kW)	07-		F		23-0600C			Ø 295,0 Th 28,0-25,4	Vent., (Coated)
	07-		F		23-0601			Ø 295,0 Th 28,0-25,4	Vent., Mod. Taxi
	07-		R		23-0624C			Ø 300,0 Th 10,0-8,3	(Coated)
	07-		R		23-0625			Ø 300,0 Th 22,0-19,4	Vent., Mod. Taxi
	07-		R		23-0625			Ø 300,0 Th 22,0-19,4	Vent., Mod. Taxi
E 220 T CDi (211.206) Eng.OM646.961 (110kW)	3/03-		F		22-0562-0	22-0562-0K	Bosch	Th 20,0	
	3/03-		R		22-0568-0	22-0568-0K	Ate	Th 16,5	
	03-		F		23-0600C			Ø 295,0 Th 28,0-25,4	Vent., (Coated)
	03-		F		23-0601			Ø 295,0 Th 28,0-25,4	Vent., Mod. Taxi
	03-		R		23-0624C			Ø 300,0 Th 10,0-8,3	(Coated)
	03-		R		23-0625			Ø 300,0 Th 22,0-19,4	Vent., Mod. Taxi
	3/03-2/09		R		53-0243	53-0243K		180,0x25	Hand Brake
	3/03-2/09		R		53-0233	53-0233K	Luc	164,0x20	Hand Brake
E 240 (211.261) Eng.M112.913 (130kW)	3/03-		F		22-0562-0	22-0562-0K	Bosch	Th 20,0	
	3/03-		R		22-0568-0	22-0568-0K	Ate	Th 16,5	
	03-		F		23-0600C			Ø 295,0 Th 28,0-25,4	Vent., (Coated)
	03-		F		23-0601			Ø 295,0 Th 28,0-25,4	Vent., Mod. Taxi
	03-		R		23-0624C			Ø 300,0 Th 10,0-8,3	(Coated)
	03-		R		23-0625			Ø 300,0 Th 22,0-19,4	Vent., Mod. Taxi
	3/03-2/09		R		53-0243	53-0243K		180,0x25	Hand Brake
3/03-2/09		R		53-0233	53-0233K	Luc	164,0x20	Hand Brake	
E 240 4-matic (211.280) Eng.M112.917 (130kW)	7/03-		F		22-0562-0	22-0562-0K	Bosch	Th 20,0	
	7/03-		R		22-0568-0	22-0568-0K	Ate	Th 16,5	
	03-09		F		23-0965			Ø 304,0 Th 30,0-27,4	Vent., -Chassis Sportivo
	03-		R		23-0624C			Ø 300,0 Th 10,0-8,3	(Coated)
	7/03-2/09		R		53-0243	53-0243K		180,0x25	Hand Brake
	7/03-2/09		R		53-0233	53-0233K	Luc	164,0x20	Hand Brake
E 270 CDi (211.216) Eng.OM647.961 (130kW)	3/03-		F		22-0562-0	22-0562-0K	Bosch	Th 20,0	
	3/03-		R		22-0568-0	22-0568-0K	Ate	Th 16,5	
	03-		F		23-0601			Ø 295,0 Th 28,0-25,4	Vent., Mod. Taxi
	03-		R		23-0625			Ø 300,0 Th 22,0-19,4	Vent.
	3/03-2/09		R		53-0243	53-0243K		180,0x25	Hand Brake
3/03-2/09		R		53-0233	53-0233K	Luc	164,0x20	Hand Brake	
E 280 Eng.M272.943 (170kW)	3/05-		F		22-0562-0	22-0562-0K	Bosch	Th 20,0	
	3/05-		R		22-0568-0	22-0568-0K	Ate	Th 16,5	
	02-09		F		23-0600C			Ø 295,0 Th 28,0-25,4	Vent., (Coated)
	02-09		F		23-0601			Ø 295,0 Th 28,0-25,4	Vent., Mod. Taxi
	05-		F		23-0601			Ø 295,0 Th 28,0-25,4	Vent., Mod. Taxi
	02-09		R		23-0624C			Ø 300,0 Th 10,0-8,3	(Coated)
	05-		R		23-0625			Ø 300,0 Th 22,0-19,4	Vent.
	3/05-2/09		R		53-0233	53-0233K	Luc	164,0x20	Hand Brake
E 280 CDi Eng.OM642.920 (140kW)	3/05-		F		22-0562-0	22-0562-0K	Bosch	Th 20,0	
	3/05-		R		22-0568-0	22-0568-0K	Ate	Th 16,5	
	05-		F		23-0601			Ø 295,0 Th 28,0-25,4	Vent., Mod. Taxi
	05-		R		23-0625			Ø 300,0 Th 22,0-19,4	Vent.
3/05-2/09		R		53-0233	53-0233K	Luc	164,0x20	Hand Brake	
E 280 CDi Eng.OM648.961 (130kW)	5/04-		F		22-0562-0	22-0562-0K	Bosch	Th 20,0	
	5/04-		R		22-0568-0	22-0568-0K	Ate	Th 16,5	
	04-		F		23-0601			Ø 295,0 Th 28,0-25,4	Vent., Mod. Taxi
	5/04-2/09		R		53-0233	53-0233K	Luc	164,0x20	Hand Brake




			Spare Parts	F/R	L/R	METELLI ref.	METELLI ref. w/KIT		DIMENSIONS mm.	NOTE
E 280 T 4-matic Eng.M272.943 (170kW)			F			22-0562-0	22-0562-0K	Bosch	Th 20,0	
			R			22-0568-0	22-0568-0K	Ate	Th 16,5	
			F			23-0965			Ø 304,0 Th 30,0-27,4	Vent., -Chassis Sportivo
			R			23-0625			Ø 300,0 Th 22,0-19,4	Vent.
E 280 T CDi 4-matic Eng.OM642.921 (140kW)			F			22-0563-5	22-0563-5K	Bre	Th 17,5	
			R			22-0568-0	22-0568-0K	Ate	Th 16,5	
			F			23-0965			Ø 304,0 Th 30,0-27,4	Vent., -Chassis Sportivo
			R			23-0625			Ø 300,0 Th 22,0-19,4	Vent.
E 320 (211.265) Eng.M112.949 (165kW)			F			22-0562-0	22-0562-0K	Bosch	Th 20,0	
			F			22-0563-5	22-0563-5K	Bre	Th 17,5	
			R			22-0568-0	22-0568-0K	Ate	Th 16,5	
			F			23-0601			Ø 295,0 Th 28,0-25,4	Vent., Mod. Taxi
			R			23-0625			Ø 300,0 Th 22,0-19,4	Vent.
			R			53-0243	53-0243K		180,0x25	Hand Brake
E 320 4-matic (211.282) Eng.M112.954 (165kW)			F			22-0563-5	22-0563-5K	Bre	Th 17,5	
			R			22-0568-0	22-0568-0K	Ate	Th 16,5	
			F			23-0965			Ø 304,0 Th 30,0-27,4	Vent., -Chassis Sportivo
			R			23-0625			Ø 300,0 Th 22,0-19,4	Vent.
			R			53-0243	53-0243K		180,0x25	Hand Brake
			R			53-0233	53-0233K	Luc	164,0x20	Hand Brake
E 320 CDi Eng.OM642.920 (165kW)			F			22-0562-0	22-0562-0K	Bosch	Th 20,0	
			F			22-0563-5	22-0563-5K	Bre	Th 17,5	
			R			22-0568-0	22-0568-0K	Ate	Th 16,5	
			F			23-0601			Ø 295,0 Th 28,0-25,4	Vent., Mod. Taxi
			R			23-0625			Ø 300,0 Th 22,0-19,4	Vent., Incl. Taxi
			R			53-0243	53-0243K		180,0x25	Hand Brake
E 320 CDi (211.226) Eng.OM648.961 (150kW)			F			22-0563-5	22-0563-5K	Bre	Th 17,5	
			R			22-0568-0	22-0568-0K	Ate	Th 16,5	
			F			23-0601			Ø 295,0 Th 28,0-25,4	Vent., Mod. Taxi
			R			53-0243	53-0243K		180,0x25	Hand Brake
E 320 T CDi 4-matic Eng.OM642.920 (165kW)			F			22-0563-5	22-0563-5K	Bre	Th 17,5	
			R			22-0568-0	22-0568-0K	Ate	Th 16,5	
			F			23-0965			Ø 304,0 Th 30,0-27,4	Vent., -Chassis Sportivo
			R			53-0243	53-0243K		180,0x25	Hand Brake
E 350, T 4-matic (211.287) Eng.M272.964 (200kW)			F			22-0562-0	22-0562-0K	Bosch	Th 20,0	Exc. 4-matic
			F			22-0563-5	22-0563-5K	Bre	Th 17,5	
			R			22-0568-0	22-0568-0K	Ate	Th 16,5	
			F			23-0965			Ø 304,0 Th 30,0-27,4	Vent., -Chassis Sportivo
E 500 (211.270) Eng.M113.967 (225kW)			F			22-0563-5	22-0563-5K	Bre	Th 17,5	
			R			22-0568-0	22-0568-0K	Ate	Th 16,5	
			R			23-0625			Ø 300,0 Th 22,0-19,4	Vent.
E 500 4-matic (211.283) Eng.M113.969 (225kW)			F			22-0563-5	22-0563-5K	Bre	Th 17,5	
			R			22-0568-0	22-0568-0K	Ate	Th 16,5	
			R			23-0625			Ø 300,0 Th 22,0-19,4	Vent.
E 500 T EVO (211.272) Eng.M273.960 (285kW)			F			22-0669-0	22-0669-0K	Bre	Th 17,5	
			R			22-0568-0	22-0568-0K	Ate	Th 16,5	
E 500 T. 4-matic (211.290) (285kW)			R			53-0243	53-0243K		180,0x25	Hand Brake
<b>Classe E IV (W212) 3/09-</b>										
E 200 CDI (100kW)			F			22-0665-0	22-0665-0K	Gir	Th 20,5	
			R			22-0568-0	22-0568-0K	Ate	Th 16,5	
			F			23-0935			Ø 295,0 Th 28,0-25,4	Vent.
			R			23-0624C			Ø 300,0 Th 10,0-8,3	(Coated)
E 200 CGI (135kW)			F			22-0665-0	22-0665-0K	Gir	Th 20,5	
			R			22-0568-0	22-0568-0K	Ate	Th 16,5	
			F			23-0935			Ø 295,0 Th 28,0-25,4	Vent.
			R			23-0624C			Ø 300,0 Th 10,0-8,3	(Coated)

		Spare Parts	F/R	L/R	METELLI ref.	METELLI ref. w/KIT		DIMENSIONS mm.	NOTE
E 220 CDI (125kW)	09-		F		22-0665-0	22-0665-0K	Gir	Th 20,5	
			R		22-0568-0	22-0568-0K	Ate	Th 16,5	
			F		23-0935			Ø 295,0 Th 28,0-25,4	Vent.
			R		23-0624C			Ø 300,0 Th 10,0-8,3	(Coated)
E 250 CDI (150kW)	09-		F		22-0775-2	22-0775-2K	Gir	Th 19,0	Incl. sporting kit AMG
			R		22-0568-0	22-0568-0K	Ate	Th 16,5	
			F		23-0935			Ø 295,0 Th 28,0-25,4	Vent.
			R		23-0625			Ø 300,0 Th 22,0-19,4	Vent.
E 250 CGI (150kW)	09-		F		22-0775-2	22-0775-2K	Gir	Th 19,0	Incl. sporting kit AMG
			R		22-0568-0	22-0568-0K	Ate	Th 16,5	
			F		23-0935			Ø 295,0 Th 28,0-25,4	Vent.
			R		23-0624C			Ø 300,0 Th 10,0-8,3	(Coated)
E 350 BlueTec (155kW)	09-		F		22-0775-2	22-0775-2K	Gir	Th 19,0	Incl. sporting kit AMG
			R		22-0568-0	22-0568-0K	Ate	Th 16,5	
E 350 4Matic (200kW)	09-		R		23-0625			Ø 300,0 Th 22,0-19,4	Vent.
			R		23-0625			Ø 300,0 Th 22,0-19,4	Vent.
E 350 CDI (170kW)	09-		F		22-0775-2	22-0775-2K	Gir	Th 19,0	Incl. sporting kit AMG
			R		22-0568-0	22-0568-0K	Ate	Th 16,5	
			R		23-0625			Ø 300,0 Th 22,0-19,4	Vent.
E 350 CGI (215kW)	09-		F		22-0775-2	22-0775-2K	Gir	Th 19,0	Incl. sporting kit AMG
			R		22-0568-0	22-0568-0K	Ate	Th 16,5	
			R		23-0625			Ø 300,0 Th 22,0-19,4	Vent.
E 500 (285kW)	09-		R		22-0568-0	22-0568-0K	Ate	Th 16,5	
<b>Classe E IV Coupé (C207) 4/09-</b>									
E 250 CDI (150kW)	09-		F		22-0775-2	22-0775-2K	Gir	Th 19,0	Incl. sporting kit AMG
			R		22-0568-0	22-0568-0K	Ate	Th 16,5	
			F		23-0935			Ø 295,0 Th 28,0-25,4	Vent.
			R		23-0625			Ø 300,0 Th 22,0-19,4	Vent.
E 250 CGI (150kW)	09-		F		22-0775-2	22-0775-2K	Gir	Th 19,0	Incl. sporting kit AMG
			R		22-0568-0	22-0568-0K	Ate	Th 16,5	
			F		23-0935			Ø 295,0 Th 28,0-25,4	Vent.
			R		23-0624C			Ø 300,0 Th 10,0-8,3	(Coated)
E 350 CDI (170kW)	09-		F		22-0775-2	22-0775-2K	Gir	Th 19,0	Incl. sporting kit AMG
			R		22-0568-0	22-0568-0K	Ate	Th 16,5	
			R		23-0625			Ø 300,0 Th 22,0-19,4	Vent.
E 350 CGI (215kW)	09-		F		22-0775-2	22-0775-2K	Gir	Th 19,0	Incl. sporting kit AMG
			R		22-0568-0	22-0568-0K	Ate	Th 16,5	
			R		23-0625			Ø 300,0 Th 22,0-19,4	Vent.
E 500 (285kW)	09-		R		22-0568-0	22-0568-0K	Ate	Th 16,5	
<b>Classe G (W460) 3/79-7/93</b>									
200 (460,2)	3/79-7/93		F		22-0014-0		Perr.	Th 18,0	
			F		22-0014-1	22-0014-8K	Perr.	Th 18,0	
			F		23-0419			Ø 303,0 Th 16,0-13,0	
230 (460,2) Eng.M102.979/ 987 (90kW)	5/87-8/92		F		22-0014-0		Perr.	Th 18,0	
			F		22-0014-1	22-0014-8K	Perr.	Th 18,0	
	87-90		F		23-0419			Ø 303,0 Th 16,0-13,0	
			R		18-0221			Ø 260,0	
230 (460,2) Eng.M102.981/ 987 (92kW)	4/82-8/92		F		22-0014-0		Perr.	Th 18,0	
			F		22-0014-1	22-0014-8K	Perr.	Th 18,0	
	82-92		F		23-0419			Ø 303,0 Th 16,0-13,0	
			R		18-0221			Ø 260,0	
230 (460,2) Eng.M115.973 (66kW)	3/79-7/93		F		22-0014-0		Perr.	Th 18,0	
			F		22-0014-1	22-0014-8K	Perr.	Th 18,0	
	79-90		F		23-0419			Ø 303,0 Th 16,0-13,0	
			R		18-0221			Ø 260,0	
230 (460,2) Eng.M115.973 (75kW)	2/80-7/87		F		22-0014-0		Perr.	Th 18,0	
			F		22-0014-1	22-0014-8K	Perr.	Th 18,0	
	80-87		F		23-0419			Ø 303,0 Th 16,0-13,0	
			R		18-0221			Ø 260,0	
240 (460,3) Eng.OM616.936 (53kW)	3/79-8/87		F		22-0014-0		Perr.	Th 18,0	
			F		22-0014-1	22-0014-8K	Perr.	Th 18,0	
	79-87		F		23-0419			Ø 303,0 Th 16,0-13,0	
			R		18-0221			Ø 260,0	
250 (460,3) Eng.OM602.930 (62-68kW)	10/87-12/92		F		22-0014-0		Perr.	Th 18,0	
			F		22-0014-1	22-0014-8K	Perr.	Th 18,0	
	87-90		F		23-0419			Ø 303,0 Th 16,0-13,0	
			R		18-0221			Ø 260,0	























		Spare Parts	F/R	L/R	METELLI ref.	METELLI ref. w/KIT		DIMENSIONS mm.	NOTE
280 (460.2) Eng.M110.994 (110-115kW)	11/79-8/89		F		22-0014-0		Perr.	Th 18,0	
	11/79-8/89		F		22-0014-1	22-0014-8K	Perr.	Th 18,0	
	79-89		F		23-0419			Ø 303,0 Th 16,0-13,0	
	79-89		R		18-0221			Ø 260,0	
300 (460.3) Eng.OM603.912 (83kW)	3/79-7/93		F		22-0014-0		Perr.	Th 18,0	
	3/79-7/93		F		22-0014-1	22-0014-8K	Perr.	Th 18,0	
	79-93		F		23-0419			Ø 303,0 Th 16,0-13,0	
	79-93		R		18-0221			Ø 260,0	
300 (460.3) Eng.OM617.931 (65kW)	12/79-12/91		F		22-0014-0		Perr.	Th 18,0	
	12/79-12/91		F		22-0014-1	22-0014-8K	Perr.	Th 18,0	
	79-91		F		23-0419			Ø 303,0 Th 16,0-13,0	
	79-91		R		18-0221			Ø 260,0	
<b>Classe G (W461) 2/90-</b>									
230 (461) Eng.M102.996 (92kW)	6/93-		F		22-0014-0	22-0014-8K	Perr.	Th 18,0	
	93-		F		23-0419			Ø 303,0 Th 16,0-13,0	
	93-		R		18-0221			Ø 260,0	
230 (461.238/.239) Eng.M102.979 (90kW)	2/93-		F		22-0014-0	22-0014-8K	Perr.	Th 18,0	
	93-		F		23-0419			Ø 303,0 Th 16,0-13,0	
250 (461) Eng.OM602.939 (68kW)	90-		R		18-0221			Ø 260,0	
	290 D (461.337/.338) Eng.OM602.942 (70kW)		4/92-	F		22-0014-0	22-0014-8K	Perr.	Th 18,0
290 TD (461.335/.336) Eng.OM602.983 (88kW)	92-		F		23-0419			Ø 303,0 Th 16,0-13,0	
	93-		R		18-0221			Ø 260,0	
	7/97-		F		22-0014-0	22-0014-8K	Perr.	Th 18,0	
290 TD (461.335/.336) Eng.OM602.983 (88kW)	-98		R		22-0311-0	22-0311-0K	Ate	Th 18,5	
	98-		R		22-0572-0	22-0572-0K	Bosch	Th 18,5	
	97-		F		23-0419			Ø 303,0 Th 16,0-13,0	
	97-		R		18-0221			Ø 260,0	
<b>Classe G (W463) 9/89-</b>									
200	6/90-2/93		F		22-0014-0	22-0014-8K	Perr.	Th 18,0	
	90-		F		23-0419			Ø 303,0 Th 16,0-13,0	
230 (463.224/.225) Eng.M102.989 (93-92kW)	6/90-6/93		F		22-0014-0	22-0014-8K	Perr.	Th 18,0	
	90-		F		23-0419			Ø 303,0 Th 16,0-13,0	
250 (463) Eng.OM602.931 (69kW)	6/90-		F		22-0014-0	22-0014-8K	Perr.	Th 18,0	
	90-		F		23-0419			Ø 303,0 Th 16,0-13,0	
270 CDi (463.322/.323) Eng.OM612.966 (115kW)	10/01-		F		22-0014-0	22-0014-8K	Perr.	Th 18,0	
	10/01-		R		22-0572-0	22-0572-0K	Bosch	Th 18,5	
	10/01-		R		53-0239	53-0239K	Bosch	160,0x40	Hand Brake
300 (463.227/.228) Eng.M103.987 (125-128kW)	6/90-		F		22-0014-0	22-0014-8K	Perr.	Th 18,0	
	90-		F		23-0419			Ø 303,0 Th 16,0-13,0	
300 (463.327/.328) Eng.OM603.931 (83kW)	9/89-		F		22-0014-0	22-0014-8K	Perr.	Th 18,0	
	89-		F		23-0419			Ø 303,0 Th 16,0-13,0	
	9/89-		R		53-0239	53-0239K	Bosch	160,0x40	Hand Brake
300 TD (463.330/.331) Eng.OM606.964 (130kW)	8/96-		F		22-0014-0	22-0014-8K	Perr.	Th 18,0	
	97-98		R		22-0311-0	22-0311-0K	Ate	Th 18,5	
	98-		R		22-0572-0	22-0572-0K	Bosch	Th 18,5	
	8/96-		R		53-0239	53-0239K	Bosch	160,0x40	Hand Brake
320 (463.230/.231) Eng.M104.996 (155kW)	9/94-12/97		F		22-0014-0	22-0014-8K	Perr.	Th 18,0	
	94-		F		23-0419			Ø 303,0 Th 16,0-13,0	
	9/94-12/97		R		53-0239	53-0239K	Bosch	160,0x40	Hand Brake
320 (463.232/.233) Eng.M112.945 (158kW)	7/97-		F		22-0014-0	22-0014-8K	Perr.	Th 18,0	
	97-98		R		22-0311-0	22-0311-0K	Ate	Th 18,5	
	98-		R		22-0572-0	22-0572-0K	Bosch	Th 18,5	
	97-		F		23-0419			Ø 303,0 Th 16,0-13,0	
	7/97-		R		53-0239	53-0239K	Bosch	160,0x40	Hand Brake
320 CDi Eng.OM642.940 (165kW)	9/06-		F		22-0014-0	22-0014-8K	Perr.	Th 18,0	
	9/06-		R		22-0572-0	22-0572-0K	Bosch	Th 18,5	
350 TD (463.320/.321) Eng.OM603.972 (100kW)	9/91-		F		22-0014-0	22-0014-8K	Perr.	Th 18,0	
	91-		F		23-0419			Ø 303,0 Th 16,0-13,0	
36 AMG Eng.M104.992(AMG3.6) (200kW)	1/95-		F		22-0014-0	22-0014-8K	Perr.	Th 18,0	
	1/95-		R		22-0311-0	22-0311-0K	Ate	Th 18,5	
400 CDi (463.332/.333) Eng.OM628.962 (184kW)	12/00-		F		22-0014-0	22-0014-8K	Perr.	Th 18,0	
	12/00-		R		22-0572-0	22-0572-0K	Bosch	Th 18,5	
500 (463.228) Eng.M117.965 (177kW)	9/93-		F		22-0014-0	22-0014-8K	Perr.	Th 18,0	
	97-98		R		22-0311-0	22-0311-0K	Ate	Th 18,5	
	98-		R		22-0572-0	22-0572-0K	Bosch	Th 18,5	

		Spare Parts	F/R	L/R	METELLI ref.	METELLI ref. w/KIT		DIMENSIONS mm.	NOTE
500 (463.247/.248/.249) Eng.M113.962 (218kW)	4/98-		F		22-0014-0	22-0014-8K	Perr.	Th 18,0	
	-98		R		22-0311-0	22-0311-0K	Ate	Th 18,5	
	98-		R		22-0572-0	22-0572-0K	Bosch	Th 18,5	
	4/98-		R		53-0239	53-0239K	Bosch	160,0x40	Hand Brake
55 AMG (463.243/.246) Eng.M113.982 (260kW)	4/99-		F		22-0014-0	22-0014-8K	Perr.	Th 18,0	
	4/99-		R		22-0572-0	22-0572-0K	Bosch	Th 18,5	
<b>Classe G Cabrio (W463) 9/89-</b>									
230 (463.204) Eng.M102.989 (93-92kW)	90-		F		23-0419			Ø 303,0 Th 16,0-13,0	
300 (463.207) Eng.M103.987 (125kW)	89-		F		23-0419			Ø 303,0 Th 16,0-13,0	
300 (463.307) Eng.OM603.931 (83kW)	90-		F		23-0419			Ø 303,0 Th 16,0-13,0	
300 TD (463.308) Eng.OM606.964 (130kW)	97-98		R		22-0311-0	22-0311-0K	Ate	Th 18,5	
	98-		R		22-0572-0	22-0572-0K	Bosch	Th 18,5	
	96-		F		23-0419			Ø 303,0 Th 16,0-13,0	
320 (463.208) Eng.M104.996 (155kW)	94-		F		23-0419			Ø 303,0 Th 16,0-13,0	
	9/94-11/97		R		53-0239	53-0239K	Bosch	160,0x40	Hand Brake
320 (463.209) Eng.M112.945 (158kW)	97-98		R		22-0311-0	22-0311-0K	Ate	Th 18,5	
	98-		R		22-0572-0	22-0572-0K	Bosch	Th 18,5	
	97-		F		23-0419			Ø 303,0 Th 16,0-13,0	
	11/97-		R		53-0239	53-0239K	Bosch	160,0x40	Hand Brake
350 TD (463.300) Eng.OM603.972 (100kW)	91-		F		23-0419			Ø 303,0 Th 16,0-13,0	
400 CDi (463.309) Eng.OM628.962 (184kW)	12/00-		R		22-0572-0	22-0572-0K	Bosch	Th 18,5	
500 (463) Eng.M113.962 (218kW)	4/98-		R		53-0239	53-0239K	Bosch	160,0x40	Hand Brake
	4/98-		R			22-0670-0K	Bosch	160,0x40	Hand Brake
<b>Classe GL (X164) 9/06-</b>									
GL 320 CDi Eng.OM642.940 (165kW)	9/06-		F		22-0670-0		Ate	Th 20,5	
	9/06-		R		22-0568-1	22-0568-1K	Ate	Th 16,5	
	06-		F		23-0963			Ø 350,0 Th 32,0-29,4	Vent., 18Inch Wheels
	06-		R		23-0964			Ø 330,0 Th 22,0-19,4	Vent.
	9/06-		R		53-0244	53-0244K		210,0x31	Hand Brake
9/06-		R			22-0670-0K		210,0x31	Hand Brake	
GL 350 CDi 4matic (165kW)	09-		F		22-0670-0		Ate	Th 20,5	
	09-		R		22-0568-1	22-0568-1K	Ate	Th 16,5	
	09-		F		23-0963			Ø 350,0 Th 32,0-29,4	Vent., 18Inch Wheels
	09-		R		23-0964			Ø 330,0 Th 22,0-19,4	Vent.
GL 420 CDi Eng.OM629.912 (225kW)	9/06-		R		22-0568-1	22-0568-1K	Ate	Th 16,5	
	06-		F		23-0963			Ø 350,0 Th 32,0-29,4	Vent., 18Inch Wheels
	06-		R		23-0964			Ø 330,0 Th 22,0-19,4	Vent.
	9/06-		R		53-0244	53-0244K		210,0x31	Hand Brake
GL 450 Eng.M273.923 (250kW)	9/06-		R		22-0568-1	22-0568-1K	Ate	Th 16,5	
	06-		F		23-0963			Ø 350,0 Th 32,0-29,4	Vent., 18Inch Wheels
	06-		R		23-0964			Ø 330,0 Th 22,0-19,4	Vent.
	9/06-		R		53-0244	53-0244K		210,0x31	Hand Brake
GL 450 CDi (225kW)	09-		R		22-0568-1	22-0568-1K	Ate	Th 16,5	
	09-		F		23-0963			Ø 350,0 Th 32,0-29,4	Vent., 18Inch Wheels
	09-		R		23-0964			Ø 330,0 Th 22,0-19,4	Vent.
GL 500, 4matic Eng.M273.963 (285kW)	9/06-		R		22-0568-1	22-0568-1K	Ate	Th 16,5	
	06-		F		23-0963			Ø 350,0 Th 32,0-29,4	Vent., 18Inch Wheels
	06-		R		23-0964			Ø 330,0 Th 22,0-19,4	Vent.
	9/06-		R		53-0244	53-0244K		210,0x31	Hand Brake
<b>Classe GLK (X204) 9/08-</b>									
220 CDI Eng.OM651.916 (125kW)	08-		F		22-0825-0	22-0825-0K	Bosch	Th 20,5	
	08-		R		22-0666-0	22-0666-0K	Ate	Th 17,5	
	08-		R		23-0625			Ø 300,0 Th 22,0-19,4	Vent.
	9/08-		R		53-0250	53-0250K		180,0x25	Hand Brake
250 CDI 4Matic Eng.OM651.912 (150kW)	09-		R		23-0625			Ø 300,0 Th 22,0-19,4	Vent.
280 4Matic Eng.M272.947 (170kW)	08-		F		22-0825-0	22-0825-0K	Bosch	Th 20,5	
	08-		R		22-0666-0	22-0666-0K	Ate	Th 17,5	
	08-		R		23-0625			Ø 300,0 Th 22,0-19,4	Vent.
	9/08-		R		53-0250	53-0250K		180,0x25	Hand Brake
300 4Matic (170kW)	09-		R		23-0625			Ø 300,0 Th 22,0-19,4	Vent.
	6/09-		R		53-0250	53-0250K		180,0x25	Hand Brake



































































		Spare Parts	F/R	L/R	METELLI ref.	METELLI ref. w/KIT		DIMENSIONS mm.	NOTE
320 CDI Eng.OM642.960 (165kW)	08-	F	F		22-0825-0	22-0825-0K	Bosch	Th 20,5	
			R		22-0666-0	22-0666-0K	Ate	Th 17,5	
	9/08-	R	F		23-0625			Ø 300,0 Th 22,0-19,4	Vent.
			R		53-0250	53-0250K		180,0x25	Hand Brake
350 4Matic Eng.M272.962 (200kW)	08-	F	F		22-0825-0	22-0825-0K	Bosch	Th 20,5	
			R		22-0666-0	22-0666-0K	Ate	Th 17,5	
	9/08-	R		53-0250	53-0250K		180,0x25	Hand Brake	
350 CDI Eng.OM642.832 (165kW)	09-	R			23-0625			Ø 300,0 Th 22,0-19,4	Vent.
	6/09-	R			53-0250	53-0250K		180,0x25	Hand Brake
<b>Classe M I (W163) 2/98-6/05</b>									
ML 230 (163.136) Eng.M111.977 (110kW)	01-	F	F		22-0569-0		K.H.	Th 16,5	
			R		22-0563-0	22-0563-1K	Bre	Th 17,5	
			F		22-0564-0	22-0564-0K	Bre	Th 16,0	Ch A289559/X754620-
			R		22-0570-0		K.H.	Th 16,5	
	2/98-05	R	F		22-0570-1	22-0570-1K	K.H.	Th 16,5	Ch -A289558/X754619
			R		23-0700C			Ø 303,0 Th 26,0-23,0	Vent., (Coated)
	2/98-6/05	R	F		23-0769C			Ø 285,0 Th 15,0-13,0	(Coated)
			R		53-0242	53-0242K		183,0x31	Hand Brake
ML 270 CDi (163.113) Eng.OM612.963 (120kW)	01-	F	F		22-0569-0		K.H.	Th 16,5	
			R		22-0563-0	22-0563-1K	Bre	Th 17,5	
			F		22-0570-1	22-0570-1K	K.H.	Th 16,5	Ch -A289558/X754619
			R		22-0564-0	22-0564-0K	Bre	Th 16,0	Ch A289559/X754620-
	99-	R	F		23-0700C			Ø 303,0 Th 26,0-23,0	Ch -A289559/X754619, Vent., (Coated)
			R		23-0842C			Ø 345,0 Th 32,0-30,0	Ch A289560/X754620-, Vent., (Coated)
	12/99-6/05	R	F		23-0769C			Ø 285,0 Th 15,0-13,0	(Coated)
			R		53-0242	53-0242K		183,0x31	Hand Brake
ML 320 (163.154) Eng.M112.942 (160kW)	01-	F	F		22-0569-0		K.H.	Th 16,5	
			R		22-0563-0	22-0563-1K	Bre	Th 17,5	
			F		22-0564-0	22-0564-0K	Bre	Th 16,0	Ch A289559/X754620-
			R		22-0570-0		K.H.	Th 16,5	
	2/98-02	R	F		22-0570-1	22-0570-1K	K.H.	Th 16,5	Ch -A289558/X754619
			R		23-0700C			Ø 303,0 Th 26,0-23,0	Ch -A289559/X754619, Vent., (Coated)
	2/98-00	R	F		23-0842C			Ø 345,0 Th 32,0-30,0	Ch A289560/X754620-, Vent., (Coated)
			R		23-0769C			Ø 285,0 Th 15,0-13,0	(Coated)
2/98-8/02	R	F		53-0242	53-0242K		183,0x31	Hand Brake	
		R							
ML 350 Eng.M112.970 (173kW)	2/03-	F	F		22-0563-0	22-0563-1K	Bre	Th 17,5	
			R		22-0564-0	22-0564-0K	Bre	Th 16,0	
	2/03-05	R	F		23-0842C			Ø 345,0 Th 32,0-30,0	Vent., (Coated)
			R		23-0769C			Ø 285,0 Th 15,0-13,0	(Coated)
	2/03-6/05	R		53-0242	53-0242K		183,0x31	Hand Brake	
ML 350 (163.157) Eng.M112.970 (180kW)	8/02-	F	F		22-0563-0	22-0563-1K	Bre	Th 17,5	
			R		22-0564-0	22-0564-0K	Bre	Th 16,0	
	2/03-	R	F		23-0842C			Ø 345,0 Th 32,0-30,0	Vent., (Coated)
			R		23-0769C			Ø 285,0 Th 15,0-13,0	(Coated)
	8/02-6/05	R		53-0242	53-0242K		183,0x31	Hand Brake	
ML 400 CDi (163.128) Eng.OM628.963 (184kW)	9/01-	F	F		22-0563-0	22-0563-1K	Bre	Th 17,5	
			R		22-0564-0	22-0564-0K	Bre	Th 16,0	
	9/01-6/05	R	F		23-0842C			Ø 345,0 Th 32,0-30,0	Vent., (Coated)
			R		53-0242	53-0242K		183,0x31	Hand Brake
ML 430 (163.172) Eng.M113.942 (200kW)	2/98-	F	F		22-0563-0	22-0563-1K	Bre	Th 17,5	
			R		22-0564-0	22-0564-0K	Bre	Th 16,0	
	2/98-00	R	F		23-0700C			Ø 303,0 Th 26,0-23,0	Ch -A145272/X707755, Vent., (Coated)
			R		23-0842C			Ø 345,0 Th 32,0-30,0	Ch A145273/X707756-, Vent., (Coated)
	2/98-00	R	F		23-0769C			Ø 285,0 Th 15,0-13,0	(Coated)
			R		53-0242	53-0242K		183,0x31	Hand Brake
ML 500 (163.175) Eng.M113.964/ 965 (215kW)	9/01-	F	F		22-0563-0	22-0563-1K	Bre	Th 17,5	
			R		22-0564-0	22-0564-0K	Bre	Th 16,0	
	9/01-6/05	R	F		23-0842C			Ø 345,0 Th 32,0-30,0	Vent., (Coated)
			R		53-0242	53-0242K		183,0x31	Hand Brake
ML 55 AMG (163.174) Eng.M113.981 (255kW)	2/00-	F	F		22-0563-0	22-0563-1K	Bre	Th 17,5	
			R		22-0564-0	22-0564-0K	Bre	Th 16,0	
	2/00-	R	F		23-0842C			Ø 345,0 Th 32,0-30,0	Vent., (Coated)
			R						
<b>Classe M II (W164) 7/05-</b>									
M 280 CDi (164.120) Eng.OM642.940 (140kW)	7/05-	F	F		22-0670-0	22-0670-0K	Ate	Th 20,5	
			R		22-0568-1	22-0568-1K	Ate	Th 16,5	
	7/05-	R	F		23-0937			Ø 330,0 Th 32,0-29,4	Vent., 4-Matic, A/T
			R		23-0963			Ø 350,0 Th 32,0-29,4	Vent., 18Inch Wheels

		Spare Parts	F/R	L/R	METELLI ref.	METELLI ref. w/KIT		DIMENSIONS mm.	NOTE
M 280 CDi (164.120) Eng.OM642.940 (140kW)	7/05-		R		53-0244	53-0244K		210,0x31	Hand Brake
M 300 CDi (140kW)	7/05-		F		22-0670-0	22-0670-0K	Ate	Th 20,5	
	7/05-		R		22-0568-1	22-0568-1K	Ate	Th 16,5	
	05-		F		23-0937			Ø 330,0 Th 32,0-29,4	Vent., 4-Matic, A/T
	7/05-		F		23-0963			Ø 350,0 Th 32,0-29,4	Vent., 18Inch Wheels
	7/05-		R		53-0244	53-0244K		210,0x31	Hand Brake
M 320 CDi (164.122) Eng.OM642.940 (165kW)	7/05-		F		22-0670-0	22-0670-0K	Ate	Th 20,5	
	7/05-		R		22-0568-1	22-0568-1K	Ate	Th 16,5	
	05-		F		23-0937			Ø 330,0 Th 32,0-29,4	Vent., 4-Matic, A/T
	7/05-		F		23-0963			Ø 350,0 Th 32,0-29,4	Vent., 18Inch Wheels
	7/05-		R		53-0244	53-0244K		210,0x31	Hand Brake
M 350 (164.186) Eng.M272.962 (200kW)	7/05-		F		22-0670-0	22-0670-0K	Ate	Th 20,5	
	7/05-		R		22-0568-1	22-0568-1K	Ate	Th 16,5	
	05-		F		23-0937			Ø 330,0 Th 32,0-29,4	Vent., 4-Matic, A/T
	7/05-		F		23-0963			Ø 350,0 Th 32,0-29,4	Vent., 18Inch Wheels
	7/05-		R		53-0244	53-0244K		210,0x31	Hand Brake
M 350 CDi (165kW)	09-		F		22-0670-0	22-0670-0K	Ate	Th 20,5	
	09-		R		22-0568-1	22-0568-1K	Ate	Th 16,5	
	09-		F		23-0937			Ø 330,0 Th 32,0-29,4	Vent., 4-Matic, A/T
	09-		F		23-0963			Ø 350,0 Th 32,0-29,4	Vent., 18Inch Wheels
M 420 CDi Eng.OM629.912 (225kW)	7/06-		F		22-0670-0	22-0670-0K	Ate	Th 20,5	
	7/06-		R		22-0568-1	22-0568-1K	Ate	Th 16,5	
	7/06-		F		23-0963			Ø 350,0 Th 32,0-29,4	Vent., 18Inch Wheels
	06-		R		23-0964			Ø 330,0 Th 22,0-19,4	Vent.
	7/06-		R		53-0244	53-0244K		210,0x31	Hand Brake
M 450 CDi (225kW)	09-		F		22-0670-0	22-0670-0K	Ate	Th 20,5	
	09-		R		22-0568-1	22-0568-1K	Ate	Th 16,5	
	09-		F		23-0963			Ø 350,0 Th 32,0-29,4	Vent., 18Inch Wheels
	09-		R		23-0964			Ø 330,0 Th 22,0-19,4	Vent.
M 500 Eng.M273.963 (285kW)	07-		R		23-0964			Ø 330,0 Th 22,0-19,4	Vent.
M 500 (164.175) Eng.M113.964 (225kW)	7/05-		F		22-0670-0	22-0670-0K	Ate	Th 20,5	
	7/05-		R		22-0568-1	22-0568-1K	Ate	Th 16,5	
	7/05-		F		23-0963			Ø 350,0 Th 32,0-29,4	Vent., 18Inch Wheels
	05-		R		23-0964			Ø 330,0 Th 22,0-19,4	Vent.
	7/05-		R		53-0244	53-0244K		210,0x31	Hand Brake
M 63 AMG Eng.M156.980 (375kW)	1/06-		F		23-0963			Ø 350,0 Th 32,0-29,4	Vent., 18Inch Wheels
	06-		R		23-0964			Ø 330,0 Th 22,0-19,4	Vent.
	1/06-		R		53-0244	53-0244K		210,0x31	Hand Brake
<b>Classe R (W251) 1/06-</b>									
R 280 Eng.M272.945 (170kW)	9/07-		F		22-0670-0	22-0670-0K	Ate	Th 20,5	
	9/07-		R		22-0568-1	22-0568-1K	Ate	Th 16,5	
	06-		F		23-0937			Ø 330,0 Th 32,0-29,4	Vent., M/T
	07-		R		23-0964			Ø 330,0 Th 22,0-19,4	Vent.
	9/07-		R		53-0244	53-0244K		210,0x31	Hand Brake
R 280 CDI (251.026, 251.126) Eng.OM642.950 (140kW)	5/06-		F		22-0670-0	22-0670-0K	Ate	Th 20,5	
	5/06-		R		22-0568-1	22-0568-1K	Ate	Th 16,5	
	06-		F		23-0937			Ø 330,0 Th 32,0-29,4	Vent., M/T+A/T
	06-		R		23-0964			Ø 330,0 Th 22,0-19,4	Vent.
R 280 CDi 4-matic (251.020) Eng.OM642.940 (140kW)	9/06-		R		53-0244	53-0244K		210,0x31	Hand Brake
	5/06-		F		22-0670-0	22-0670-0K	Ate	Th 20,5	
	5/06-		R		22-0568-1	22-0568-1K	Ate	Th 16,5	
	06-		F		23-0937			Ø 330,0 Th 32,0-29,4	Vent., M/T+A/T
R 300 (170kW)	06-		R		23-0964			Ø 330,0 Th 22,0-19,4	Vent.
	5/06-		R		53-0244	53-0244K		210,0x31	Hand Brake
	09-		F		22-0670-0	22-0670-0K	Ate	Th 20,5	
	09-		R		22-0568-1	22-0568-1K	Ate	Th 16,5	
R 300 CDi (140kW)	09-		F		23-0937			Ø 330,0 Th 32,0-29,4	Vent.
	09-		R		23-0964			Ø 330,0 Th 22,0-19,4	Vent.
	09-		F		22-0670-0	22-0670-0K	Ate	Th 20,5	
	09-		R		22-0568-1	22-0568-1K	Ate	Th 16,5	
R 300 CDi 4-matic (140kW)	09-		F		23-0937			Ø 330,0 Th 32,0-29,4	Vent.
	09-		R		23-0964			Ø 330,0 Th 22,0-19,4	Vent.
	09-		F		22-0670-0	22-0670-0K	Ate	Th 20,5	
	09-		R		22-0568-1	22-0568-1K	Ate	Th 16,5	


















































			Spare Parts	F/R	L/R	METELLI ref.	METELLI ref. w/KIT		DIMENSIONS mm.	NOTE
R 320 CDI Eng.OM642.940 (165kW)		1/06-	F			22-0670-0	22-0670-0K	Ate	Th 20,5	
			R			22-0568-1	22-0568-1K	Ate	Th 16,5	
			F			23-0937			Ø 330,0 Th 32,0-29,4	Vent., 4-Matic, A/T
			R			53-0244	53-0244K		210,0x31	Hand Brake
R 350 (251.056, 251.156) Eng.M272.967 (200kW)		1/06-	F			22-0670-0	22-0670-0K	Ate	Th 20,5	
			R			22-0568-1	22-0568-1K	Ate	Th 16,5	
		06-	F			23-0937			Ø 330,0 Th 32,0-29,4	Vent., M/T+A/T
		06-	R			23-0964			Ø 330,0 Th 22,0-19,4	Vent.
		1/06-	R			53-0244	53-0244K		210,0x31	Hand Brake
R 350 CDI (165kW)		09-	F			22-0670-0	22-0670-0K	Ate	Th 20,5	
			R			22-0568-1	22-0568-1K	Ate	Th 16,5	
		09-	F			23-0937			Ø 330,0 Th 32,0-29,4	Vent., 4-Matic, A/T
R 350 CDI 4-matic (165kW)		09-	F			22-0670-0	22-0670-0K	Ate	Th 20,5	
			R			22-0568-1	22-0568-1K	Ate	Th 16,5	
		09-	F			23-0937			Ø 330,0 Th 32,0-29,4	Vent., 4-Matic, A/T
R 500 Eng.M113.971 (225kW)		1/06-	F			22-0670-0	22-0670-0K	Ate	Th 20,5	
			R			22-0568-1	22-0568-1K	Ate	Th 16,5	
		06-	R			23-0964			Ø 330,0 Th 22,0-19,4	Vent.
		1/06-	R			53-0244	53-0244K		210,0x31	Hand Brake
R 500 Eng.M273.963 (285kW)		9/07-	F			22-0670-0	22-0670-0K	Ate	Th 20,5	
			R			22-0568-1	22-0568-1K	Ate	Th 16,5	
		9/07-	F			23-0963			Ø 350,0 Th 32,0-29,4	Vent., 18Inch Wheels
		07-	R			23-0964			Ø 330,0 Th 22,0-19,4	Vent.
		9/07-	R			53-0244	53-0244K		210,0x31	Hand Brake
R 63 AMG Eng.M156.980 (375kW)		07-	R			23-0964			Ø 330,0 Th 22,0-19,4	Vent.
<b>Classe S I (W108,W109) 1/66-8/72</b>										
300 SEL (109.016) Eng.M130.981 (118kW)		1/68-8/72	R			53-0011	53-0011K	Ate	160,0x25	Hand Brake
<b>Classe S II (W116) 8/72-7/80</b>										
280 S (116.020) Eng.M110.922 (115-118kW)		8/72-7/80	F			22-0078-1		Ate	Th 15,0	
			R			22-0003-4		Ate	Th 15,5	
		74-80	F			23-0047			Ø 278,0 Th 22,0-21,0	Vent.
		74-80	R			23-0044			Ø 279,0 Th 10,0-8,3	
280 SE,SEL (116.024/.025) Eng.M110.983/ 985 (130-136kW)		8/72-7/80	F			22-0078-1		Ate	Th 15,0	
			R			22-0003-4		Ate	Th 15,5	
		72-80	F			23-0047			Ø 278,0 Th 22,0-21,0	Vent.
		72-80	R			23-0044			Ø 279,0 Th 10,0-8,3	
350 SE,SEL (116.028/.029) Eng.M116.983 (147-151kW)		8/72-2/76	F			22-0078-1		Ate	Th 15,0	
			R			22-0003-4		Ate	Th 15,5	
		72-76	F			23-0047			Ø 278,0 Th 22,0-21,0	Vent.
		72-76	R			23-0044			Ø 279,0 Th 10,0-8,3	
350 SE,SEL (116.928) Eng.M116.985 (143kW)		3/76-3/80	F			22-0078-1		Ate	Th 15,0	
		3/76-3/80	R			22-0003-4		Ate	Th 15,5	
4.5 (143kW) 450 SE,SEL (116.032) Eng.M117.983/ 986 (165kW)		8/72-7/75	R			53-0011	53-0011K	Ate	160,0x25	Hand Brake
			1/73-4/80	F			22-0078-1		Ate	Th 15,0
		1/73-4/80	R			22-0003-4		Ate	Th 15,5	
		73-80	F			23-0047			Ø 278,0 Th 22,0-21,0	Vent.
		73-80	R			23-0044			Ø 279,0 Th 10,0-8,3	
450 SE,SEL (116.033) Eng.M117.985/ 986 (160kW)		12/75-4/80	F			22-0078-1		Ate	Th 15,0	
			R			22-0003-4		Ate	Th 15,5	
		75-80	F			23-0047			Ø 278,0 Th 22,0-21,0	Vent.
		75-80	R			23-0044			Ø 279,0 Th 10,0-8,3	
		12/75-4/80	R			53-0011	53-0011K	Ate	160,0x25	Hand Brake
450 SEL 6.9 (116.036) Eng.M100.985 (210kW)		7/75-3/80	F			22-0078-1		Ate	Th 15,0	
			R			22-0003-4		Ate	Th 15,5	
		7/75-3/80	R			53-0011	53-0011K	Ate	160,0x25	Hand Brake
<b>Classe S III (W126) 10/79-6/91</b>										
260 SE (126.020) Eng.M103.941 (118-122kW)		9/85-6/91	F			22-0011-1	22-0011-1K	Ate	Th 17,5	
			R			22-0003-4		Ate	Th 15,5	
		85-91	F			23-0520			Ø 300,0 Th 27,9-25,4	Vent.
		85-91	R			23-0044			Ø 279,0 Th 10,0-8,3	
280 S (126.021) Eng.M110.926/ 924 (115kW)		12/79-7/85	F			22-0011-1	22-0011-1K	Ate	Th 17,5	
			R			22-0003-4		Ate	Th 15,5	
		80-85	F			23-0086			Ø 278,0 Th 22,0-19,4	Vent.
		80-85	R			23-0044			Ø 279,0 Th 10,0-8,3	



		Spare Parts	F/R	L/R	METELLI ref.	METELLI ref. w/KIT		DIMENSIONS mm.	NOTE
280 SE,SEL (126.022/.023) Eng.M110.987/ 989 (136kW)	10/79-7/85	F	R		22-0011-1	22-0011-1K	Ate	Th 17,5	
	10/79-7/85				22-0003-4		Ate	Th 15,5	
	80-85	R			23-0086			Ø 278,0 Th 22,0-19,4	Vent.
	80-85				23-0044			Ø 279,0 Th 10,0-8,3	
300 SE,SEL (126.024/.025) Eng.M103.981(KAT) (132kW)	1/86-6/91	F	R		22-0011-1	22-0011-1K	Ate	Th 17,5	
	1/86-6/91				22-0003-4		Ate	Th 15,5	
	85-91	R			23-0520			Ø 300,0 Th 27,9-25,4	Vent.
	85-91				23-0044			Ø 279,0 Th 10,0-8,3	
300 SE,SEL (126.041) Eng.M103.981 (138kW)	9/85-12/89	F	R		22-0011-1	22-0011-1K	Ate	Th 17,5	
	9/85-12/89				22-0003-4		Ate	Th 15,5	
380 SE,SEL (126.032/.033) Eng.M116.961 (160kW)	85-86	F	R		23-0086			Ø 278,0 Th 22,0-19,4	Vent.
	85-86				23-0044			Ø 279,0 Th 10,0-8,3	
380 SE,SEL (126.032/.033) Eng.M116.963 (150kW)	12/79-8/85	F	R		22-0011-1	22-0011-1K	Ate	Th 17,5	
	12/79-8/85				22-0003-4		Ate	Th 15,5	
	80-85	R			23-0086			Ø 278,0 Th 22,0-19,4	Vent.
	80-85				23-0044			Ø 279,0 Th 10,0-8,3	
420 SE,SEL (126.034/.035) Eng.M116.965 (150-160-165-170kW)	10/85-6/91	F	R		22-0011-1	22-0011-1K	Ate	Th 17,5	
	10/85-6/91				22-0003-4		Ate	Th 15,5	
	85-91	R			23-0520			Ø 300,0 Th 27,9-25,4	Vent.
	85-91				23-0044			Ø 279,0 Th 10,0-8,3	
500 SE,SEL (126.036/.037) Eng.M117.961/ 963 (170-177kW)	12/79-8/85	F	R		22-0011-1	22-0011-1K	Ate	Th 17,5	
	12/79-8/85				22-0003-4		Ate	Th 15,5	
	-85	R			23-0520			Ø 300,0 Th 27,9-25,4	Ch 1A195268-, Vent.
	80-85				23-0044			Ø 279,0 Th 10,0-8,3	
500 SE,SEL (126.036/.037) Eng.M117.965 (164-180-185-195kW)	9/85-6/91	F	R		22-0011-1	22-0011-1K	Ate	Th 17,5	
	9/85-6/91				22-0003-4		Ate	Th 15,5	
	-91	R			23-0520			Ø 300,0 Th 27,9-25,4	Ch 1A195268-, Vent.
	85-91				23-0044			Ø 279,0 Th 10,0-8,3	
560 SE,SEL (126.038/.039) Eng.M117.968 (178-200-205-220kW)	10/85-6/91	F	R		22-0011-1	22-0011-1K	Ate	Th 17,5	
	10/85-6/91				22-0003-4		Ate	Th 15,5	
	85-91	R			23-0520			Ø 300,0 Th 27,9-25,4	Vent.
	85-91				23-0044			Ø 279,0 Th 10,0-8,3	
<b>Classe S III Coupe (C126) 10/81-6/91</b>									
380 SEC (126.043) Eng.M116.963 (150kW)	81-85	R			23-0044			Ø 279,0 Th 10,0-8,3	
420 SEC (126.046) Eng.M116.965 (150-160-165kW)	10/85-6/91	F	R		22-0011-1	22-0011-1K	Ate	Th 17,5	
	10/85-6/91				22-0003-4		Ate	Th 15,5	
	85-91	R			23-0044			Ø 279,0 Th 10,0-8,3	
500 SEC (126.044) Eng.M117.963 (170kW)	81-85	F	R		23-0520			Ø 300,0 Th 27,9-25,4	Vent.
	81-85				23-0044			Ø 279,0 Th 10,0-8,3	
500 SEC (126.044) Eng.M117.965 (164-180-185-195kW)	9/85-6/91	F	R		22-0011-1	22-0011-1K	Ate	Th 17,5	
	9/85-6/91				22-0003-4		Ate	Th 15,5	
	85-91	R			23-0520			Ø 300,0 Th 27,9-25,4	Vent.
	85-91				23-0044			Ø 279,0 Th 10,0-8,3	
560 SEC (126.045) Eng.M117.968 (178-200-205-220kW)	10/85-6/91	F	R		22-0011-1	22-0011-1K	Ate	Th 17,5	
	10/85-6/91				22-0003-4		Ate	Th 15,5	
	85-91	R			23-0520			Ø 300,0 Th 27,9-25,4	Vent.
	85-91				23-0044			Ø 279,0 Th 10,0-8,3	
<b>Classe S IV (W140) 2/91-10/98</b>									
S 280 (140.028) Eng.M104.944 (142-145kW)	2/93-10/98	F	R		22-0567-0	22-0567-0K	Ate	Th 15,5	
	7/93-98				23-0413			Ø 320,0 Th 30,0-27,4	Vent.
	7/93-98	R			23-0414			Ø 290,0 Th 12,0-9,8	
	2/93-10/98				53-0234	53-0234K	Luc	164,0x25	Hand Brake
S 300 SE,SEL Eng.M104.944 (145kW)	3/91-10/98	F	R		22-0567-0	22-0567-0K	Ate	Th 15,5	
	3/91-10/98				53-0234	53-0234K	Luc	164,0x25	Hand Brake
S 300 SE,SEL (140.033) Eng.M104.994 (170kW)	3/91-10/98	F	R		22-0567-0	22-0567-0K	Ate	Th 15,5	
	3/91-10/98				53-0234	53-0234K	Luc	164,0x25	Hand Brake
S 300 TD (140.135) Eng.OM606.961 (130kW)	5/96-10/98	F	R		22-0567-0	22-0567-0K	Ate	Th 15,5	
	96-98				23-0413			Ø 320,0 Th 30,0-27,4	Vent.
	96-98	R			23-0414			Ø 290,0 Th 12,0-9,8	
	5/96-10/98				53-0234	53-0234K	Luc	164,0x25	Hand Brake
S 320 SE,SEL (140.032) Eng.M104.990 (170kW)	7/93-	F	R		23-0699			Ø 310,0 Th 28,0-25,4	Ch -050547 / 023718, Vent.
	-98				23-0413			Ø 320,0 Th 30,0-27,4	Ch 050548- / 023719-, Vent.
	7/93-98	R			23-0414			Ø 290,0 Th 12,0-9,8	
	3/91-10/98				53-0234	53-0234K	Luc	164,0x25	Hand Brake




		Spare Parts	F/R	L/R	METELLI ref.	METELLI ref. w/KIT		DIMENSIONS mm.	NOTE
S 350 TD (140.134) Eng.OM603.971 (110kW)	1/93-10/98		R		22-0567-0	22-0567-0K	Ate	Th 15,5	
	7/93-98		F		23-0413			Ø 320,0 Th 30,0-27,4	Vent.
	7/93-98		R		23-0414			Ø 290,0 Th 12,0-9,8	
S 420 (140.042) Eng.M119.971 (205-210kW)	2/91-10/98		R		22-0567-0	22-0567-0K	Ate	Th 15,5	
	7/93-98		F		23-0413			Ø 320,0 Th 30,0-27,4	Vent.
	7/93-98		R		23-0521			Ø 300,0 Th 22,0-19,4	Vent.
	2/91-10/98		R		53-0234	53-0234K	Luc	164,0x25	Hand Brake
S 500 (140.050/.051) Eng.M119.970 (235-240kW)	2/91-10/98		R		22-0567-0	22-0567-0K	Ate	Th 15,5	
	7/93-98		F		23-0413			Ø 320,0 Th 30,0-27,4	Vent.
	7/93-98		R		23-0521			Ø 300,0 Th 22,0-19,4	Vent.
	2/91-10/98		R		53-0234	53-0234K	Luc	164,0x25	Hand Brake
S 600 (140.056/.057) Eng.M120.980/982 (290-300kW)	2/91-10/98		R		22-0567-0	22-0567-0K	Ate	Th 15,5	
	7/93-98		F		23-0413			Ø 320,0 Th 30,0-27,4	Vent.
	7/93-98		R		23-0521			Ø 300,0 Th 22,0-19,4	Vent.
	2/91-10/98		R		53-0234	53-0234K	Luc	164,0x25	Hand Brake
<b>Classe S IV Coupe (C140) 9/92-2/99</b>									
SEC/CL 420 (140.063) Eng.M119.971 (205kW)	10/94-2/99		R		22-0567-0	22-0567-0K	Ate	Th 15,5	
	94-2/99		F		23-0413			Ø 320,0 Th 30,0-27,4	Vent.
	94-2/99		R		23-0521			Ø 300,0 Th 22,0-19,4	Vent.
	10/94-2/99		R		53-0234	53-0234K	Luc	164,0x25	Hand Brake
SEC/CL 500 (140.070) Eng.M119.970 (235kW)	10/92-2/99		R		22-0567-0	22-0567-0K	Ate	Th 15,5	
	92-2/99		F		23-0413			Ø 320,0 Th 30,0-27,4	Vent.
	92-2/99		R		23-0521			Ø 300,0 Th 22,0-19,4	Vent.
	10/92-2/99		R		53-0234	53-0234K	Luc	164,0x25	Hand Brake
SEC/CL 600 (140.076) Eng.M120.980 (290kW)	9/92-2/99		R		22-0567-0	22-0567-0K	Ate	Th 15,5	
	92-2/99		F		23-0413			Ø 320,0 Th 30,0-27,4	Vent.
	92-2/99		R		23-0521			Ø 300,0 Th 22,0-19,4	Vent.
	9/92-2/99		R		53-0234	53-0234K	Luc	164,0x25	Hand Brake
<b>Classe S V (W220) 10/98-9/05</b>									
S 280 (220.063/.163) Eng.M112.922 (150kW)	10/98-		F		22-0563-0	22-0563-0K	Bre	Th 17,5	
	-02		R		22-0597-0	22-0597-0K	Ate	Th 16,0	
	02-		R		22-0568-0	22-0568-0K	Ate	Th 16,5	
	98-		F		23-0524C			Ø 312,0 Th 28,0-26,0	Vent., (Coated)
	98-		R		23-0525C			Ø 300,0 Th 11,0-9,3	(Coated)
	10/98-9/05		R		53-0241	53-0241K		180,0x25	Hand Brake
S 320 (220.065/.165) Eng.M112.944 (165kW)	10/98-		F		22-0563-0	22-0563-0K	Bre	Th 17,5	
	-02		R		22-0597-0	22-0597-0K	Ate	Th 16,0	
	02-		R		22-0568-0	22-0568-0K	Ate	Th 16,5	
	98-		F		23-0524C			Ø 312,0 Th 28,0-26,0	Vent., (Coated)
	98-		R		23-0525C			Ø 300,0 Th 11,0-9,3	(Coated)
	10/98-9/05		R		53-0241	53-0241K		180,0x25	Hand Brake
S 320 CDi (220.025/.125) Eng.OM648.960 (150kW)	9/02-		F		22-0563-0	22-0563-0K	Bre	Th 17,5	
	-02		R		22-0597-0	22-0597-0K	Ate	Th 16,0	
	02-		R		22-0568-0	22-0568-0K	Ate	Th 16,5	
	02-		R		23-0525C			Ø 300,0 Th 11,0-9,3	(Coated)
	9/02-9/05		R		53-0241	53-0241K		180,0x25	Hand Brake
	S 320 CDi (220.026/.126) Eng.OM613.960 (145kW)	8/99-9/02		F		22-0563-0	22-0563-0K	Bre	Th 17,5
-02			R		22-0597-0	22-0597-0K	Ate	Th 16,0	
02-			R		22-0568-0	22-0568-0K	Ate	Th 16,5	
99-02			R		23-0525C			Ø 300,0 Th 11,0-9,3	(Coated)
8/99-9/02			R		53-0241	53-0241K		180,0x25	Hand Brake
S 350 (220.067/.167) Eng.M112.972 (180kW)		9/02-		F		22-0563-0	22-0563-0K	Bre	Th 17,5
	9/02-		R		22-0568-0	22-0568-0K	Ate	Th 16,5	
	02-		F		23-0524C			Ø 312,0 Th 28,0-26,0	Vent., (Coated)
	02-		R		23-0525C			Ø 300,0 Th 11,0-9,3	(Coated)
	9/02-9/05		R		53-0241	53-0241K		180,0x25	Hand Brake
	S 350 4-matic (220.087/.187) Eng.M112.975 (180kW)	6/03-		F		22-0563-0	22-0563-0K	Bre	Th 17,5
6/03-			R		22-0568-0	22-0568-0K	Ate	Th 16,5	
03-			R		23-0525C			Ø 300,0 Th 11,0-9,3	(Coated)
6/03-9/05			R		53-0241	53-0241K		180,0x25	Hand Brake
S 400 CDi Eng.OM628.960 (191kW)	6/03-		F		22-0563-0	22-0563-0K	Bre	Th 17,5	
	-02		R		22-0597-0	22-0597-0K	Ate	Th 16,0	
	02-		R		22-0568-0	22-0568-0K	Ate	Th 16,5	
	6/03-9/05		R		53-0241	53-0241K		180,0x25	Hand Brake
S 400 CDi (220.028/.128) Eng.OM628.960 (184kW)	6/00-		F		22-0563-0	22-0563-0K	Bre	Th 17,5	
	-02		R		22-0597-0	22-0597-0K	Ate	Th 16,0	
	02-		R		22-0568-0	22-0568-0K	Ate	Th 16,5	

		Spare Parts	F/R	L/R	METELLI ref.	METELLI ref. w/KIT		DIMENSIONS mm.	NOTE
S 400 CDi (220.028/.128) Eng.OM628.960 (184kW)	6/00-9/05		R		53-0241	53-0241K		180,0x25	Hand Brake
S 430 (220.070/.170) Eng.M113.941 (205kW)	10/98-02		F		22-0563-0	22-0563-0K	Bre	Th 17,5	
			R		22-0597-0	22-0597-0K	Ate	Th 16,0	
			R		22-0568-0	22-0568-0K	Ate	Th 16,5	
	10/98-9/05		R		23-0525C			Ø 300,0 Th 11,0-9,3	(Coated)
S 430 4-matic (220.083/.183) Eng.M113.948 (205kW)	9/02-02		F		22-0563-0	22-0563-0K	Bre	Th 17,5	
			R		22-0568-0	22-0568-0K	Ate	Th 16,5	
	9/02-9/05		R		53-0241	53-0241K		180,0x25	Hand Brake
S 500 (220.075/.175/.875) Eng.M113.960 (225kW)	10/98-02		F		22-0563-0	22-0563-0K	Bre	Th 17,5	
			R		22-0597-0	22-0597-0K	Ate	Th 16,0	
	10/98-9/05		R		53-0241	53-0241K		180,0x25	Hand Brake
S 500 4-matic (220.084/.184) Eng.M113.966 (225kW)	9/02-9/05		R		53-0241	53-0241K		180,0x25	Hand Brake
S 55 AMG (220.073/.173) Eng.M113.986 (265kW)	4/99-9/05		R		53-0241	53-0241K		180,0x25	Hand Brake
S 55 AMG K. (220.074/.174) Eng.M113.991 (368kW)	02-6/02-9/05		F		23-0524C			Ø 312,0 Th 28,0-26,0	Vent., (Coated)
			R		53-0241	53-0241K		180,0x25	Hand Brake
S 600 (220.176) Eng.M275.950 (368kW)	02-9/02-9/05		F		23-0524C			Ø 312,0 Th 28,0-26,0	Vent., (Coated)
			R		53-0241	53-0241K		180,0x25	Hand Brake
S 600 (220.878/.178) Eng.M137.970 (270kW)	1/00-9/05		R		53-0241	53-0241K		180,0x25	Hand Brake
<b>Classe S V Coupe (C215) 3/99-9/05</b>									
CL 500 (215.375) Eng.M113.960 (225kW)	3/99-02		F		22-0563-0	22-0563-0K	Bre	Th 17,5	
			R		22-0597-0	22-0597-0K	Ate	Th 16,0	
			R		22-0568-0	22-0568-0K	Ate	Th 16,5	
3/99-9/05		R		53-0241	53-0241K		180,0x25	Hand Brake	
CL 55 AMG (215.373) Eng.M113.986 (265kW)	10/99-9/05		R		53-0241	53-0241K		180,0x25	Hand Brake
CL 55 AMG K. (215.374) Eng.M113.991 (368kW)	6/02-9/05		R		53-0241	53-0241K		180,0x25	Hand Brake
CL 600 (215.376) Eng.M275.950 (368kW)	9/02-9/05		R		53-0241	53-0241K		180,0x25	Hand Brake
CL 600 (215.378) Eng.M137.970 (270kW)	3/99-9/05		R		53-0241	53-0241K		180,0x25	Hand Brake
CL 65 AMG (215.379) Eng.M275.980 (450kW)	9/03-9/05		R		53-0241	53-0241K		180,0x25	Hand Brake
<b>Classe S VI (W221) 10/05-</b>									
S 320 CDi (221.022) Eng.OM642.930 (173kW)	12/06-		F		22-0669-0	22-0669-0K	Bre	Th 17,5	
			R		22-0568-0	22-0568-0K	Ate	Th 16,5	
			R		53-0247	53-0247K		180,0x25	Hand Brake
S 350 Eng.M272.965 (200kW)	10/05-		F		22-0669-0	22-0669-0K	Bre	Th 17,5	
			R		22-0568-0	22-0568-0K	Ate	Th 16,5	
			R		53-0247	53-0247K		180,0x25	Hand Brake
S 420CDi Eng.OM629.911 (235kW)	12/06-		F		22-0669-0	22-0669-0K	Bre	Th 17,5	
			R		22-0568-0	22-0568-0K	Ate	Th 16,5	
			R		53-0247	53-0247K		180,0x25	Hand Brake
S 450 Eng.M273.923 (250kW)	12/06-		F		22-0669-0	22-0669-0K	Bre	Th 17,5	
			R		22-0568-0	22-0568-0K	Ate	Th 16,5	
			R		53-0247	53-0247K		180,0x25	Hand Brake
S 450 4-matic Eng.M273.923 (250kW)	12/05-		F		22-0669-0	22-0669-0K	Bre	Th 17,5	
			R		22-0568-0	22-0568-0K	Ate	Th 16,5	
			R		53-0247	53-0247K		180,0x25	Hand Brake
S 500 (221.071, 221.171) Eng.M273.961 (285kW)	10/05-		F		22-0669-0	22-0669-0K	Bre	Th 17,5	
			R		22-0568-0	22-0568-0K	Ate	Th 16,5	
			R		53-0247	53-0247K		180,0x25	Hand Brake
S 500 4-matic Eng.M273.961 (285kW)	10/05-		R		53-0247	53-0247K		180,0x25	Hand Brake
S 600 (221.176) Eng.M275.953 (380kW)	12/06-		R		53-0247	53-0247K		180,0x25	Hand Brake
S 63 AMG Eng.M156.984 (386kW)	1/07-		R		53-0247	53-0247K		180,0x25	Hand Brake
S 65 AMG Eng.M275.982 (450kW)	6/09-		R		53-0247	53-0247K		180,0x25	Hand Brake
<b>Classe S VI Coupe (C216) 5/06-</b>									
CL 500 Eng.M273.961 (285kW)	6/06-		R		53-0247	53-0247K		180,0x25	Hand Brake




		Spare Parts	F/R	L/R	METELLI ref.	METELLI ref. w/KIT		DIMENSIONS mm.	NOTE
CL 500 4-Matic Eng.M273.968 (285kW)	2/08-		R		53-0247	53-0247K		180,0x25	Hand Brake
CL 600 Eng.M275.953 (380kW)	5/06-		R		53-0247	53-0247K		180,0x25	Hand Brake
S 63 AMG Eng.M156.984 (386kW)	10/06-		R		53-0247	53-0247K		180,0x25	Hand Brake
S 65 AMG Eng.M275.982 (450kW)	10/06-		R		53-0247	53-0247K		180,0x25	Hand Brake
<b>Classe V (638/2) 9/96-</b>									
200 (638.214) Eng.M111.948 (95kW)	-98		F		22-0256-0	22-0256-0K	Ate	Th 20,5	
	98-		F		22-0573-0	22-0573-0K	Bosch	Th 20,5	
	-98		R		22-0192-0		Ate	Th 17,0	
	98-		R		22-0574-0	22-0574-0K	Bosch	Th 18,0	
	97-		F		23-0416			Ø 276,0 Th 22,0-19,0	Vent.
	97-		R		23-0417			Ø 280,0 Th 10,0-8,0	
	2/97-		R		53-0236	53-0236K	Bosch	180,0x20	Hand Brake
200 CDI (638.294) Eng.OM611.980 (75kW)	3/99-		F		22-0573-0	22-0573-0K	Bosch	Th 20,5	
	3/99-		R		22-0574-0	22-0574-0K	Bosch	Th 18,0	
	3/99-		F		23-0416			Ø 276,0 Th 22,0-19,0	Vent.
	3/99-		R		23-0417			Ø 280,0 Th 10,0-8,0	
	3/99-		R		53-0236	53-0236K	Bosch	180,0x20	Hand Brake
220 CDI (638.294) Eng.OM611.980 (90kW)	3/99-		F		22-0573-0	22-0573-0K	Bosch	Th 20,5	
	3/99-		R		22-0574-0	22-0574-0K	Bosch	Th 18,0	
	3/99-		F		23-0416			Ø 276,0 Th 22,0-19,0	Vent.
	3/99-		R		23-0417			Ø 280,0 Th 10,0-8,0	
	3/99-		R		53-0236	53-0236K	Bosch	180,0x20	Hand Brake
230 (638.234) Eng.M111.978 (105kW)	-98		F		22-0256-0	22-0256-0K	Ate	Th 20,5	
	98-		F		22-0573-0	22-0573-0K	Bosch	Th 20,5	
	-98		R		22-0192-0		Ate	Th 17,0	
	98-		R		22-0574-0	22-0574-0K	Bosch	Th 18,0	
	96-		F		23-0416			Ø 276,0 Th 22,0-19,0	Vent.
	96-		R		23-0417			Ø 280,0 Th 10,0-8,0	
	10/96-		R		53-0236	53-0236K	Bosch	180,0x20	Hand Brake
230 TD (638.274) Eng.OM601.970 (72kW)	-98		F		22-0256-0	22-0256-0K	Ate	Th 20,5	
	98-		F		22-0573-0	22-0573-0K	Bosch	Th 20,5	
	-98		R		22-0192-0		Ate	Th 17,0	
	98-		R		22-0574-0	22-0574-0K	Bosch	Th 18,0	
	96-		F		23-0416			Ø 276,0 Th 22,0-19,0	Vent.
	96-		R		23-0417			Ø 280,0 Th 10,0-8,0	
	9/96-		R		53-0236	53-0236K	Bosch	180,0x20	Hand Brake
280 (638.244) Eng.M104.900 (128kW)	-98		F		22-0256-0	22-0256-0K	Ate	Th 20,5	
	98-		F		22-0573-0	22-0573-0K	Bosch	Th 20,5	
	-98		R		22-0192-0		Ate	Th 17,0	
	98-		R		22-0574-0	22-0574-0K	Bosch	Th 18,0	
	8/97-		F		23-0416			Ø 276,0 Th 22,0-19,0	Vent.
	8/97-		R		23-0417			Ø 280,0 Th 10,0-8,0	
	8/97-		R		53-0236	53-0236K	Bosch	180,0x20	Hand Brake
<b>CLC 6/08-</b>									
180 K Eng.M271.946 (105kW)	08-		F		22-0342-0	22-0342-0K	Gir	Th 17,0	
	08-		R		22-0343-0		Ate	Th 15,0	
	08-		F		23-0701C			Ø 288,0 Th 25,2-22,4	Vent., (Coated)
	08-		R		23-0277C			Ø 278,0 Th 9,0-7,3	(Coated)
200 CDI Eng.OM646.962 (90kW)	08-		F		22-0342-0	22-0342-0K	Gir	Th 17,0	
	08-		R		22-0343-0		Ate	Th 15,0	
	08-		F		23-0701C			Ø 288,0 Th 25,2-22,4	Vent., (Coated)
	08-		R		23-0277C			Ø 278,0 Th 9,0-7,3	(Coated)
200 K Eng.M271.940 (135kW)	08-		F		22-0342-0	22-0342-0K	Gir	Th 17,0	
	08-		R		22-0343-0		Ate	Th 15,0	
	08-		F		23-0701C			Ø 288,0 Th 25,2-22,4	Vent., (Coated)
	08-		R		23-0277C			Ø 278,0 Th 9,0-7,3	(Coated)
220 CDI Eng.OM646.963 (110kW)	08-		F		22-0342-0	22-0342-0K	Gir	Th 17,0	
	08-		R		22-0343-0		Ate	Th 15,0	
	08-		F		23-0701C			Ø 288,0 Th 25,2-22,4	Vent., (Coated)
	08-		R		23-0277C			Ø 278,0 Th 9,0-7,3	(Coated)
230 Eng.M272.920 (150kW)	08-		F		22-0342-0	22-0342-0K	Gir	Th 17,0	
	08-		R		22-0344-0	22-0344-0K	Ate	Th 15,5	
	08-		F		23-0753C			Ø 300,0 Th 28,0-25,4	Vent., (Coated)
350 Eng.M272.960 (200kW)	08-		F		22-0668-0	22-0668-0K	Bre	Th 16,5	
	08-		R		22-0344-0	22-0344-0K	Ate	Th 15,5	

					METELLI ref.	METELLI ref. w/KIT		DIMENSIONS mm.	NOTE
<b>CLK I (C208) 6/97-6/02</b>									
200 (208.335) Eng.M111.941/ 945 (100kW)	6/97-6/02		F		22-0219-0	22-0219-0K	Ate	Th 19,5	
	6/97-6/02		R		22-0343-0		Ate	Th 15,0	
	97-02		F		23-0386C			Ø 288,0 Th 25,0-22,4	Vent., (Coated)
	97-02		R		23-0277C			Ø 278,0 Th 9,0-7,3	(Coated)
6/97-6/02		R		53-0233	53-0233K	Luc	164,0x20	Hand Brake	
200 K. (208.344) Eng.M111.956 (120kW)	6/00-6/02		F		22-0219-0	22-0219-0K	Ate	Th 19,5	
	6/00-6/02		R		22-0343-0		Ate	Th 15,0	
	00-02		F		23-0386C			Ø 288,0 Th 25,0-22,4	Vent., (Coated)
	00-02		R		23-0277C			Ø 278,0 Th 9,0-7,3	(Coated)
6/00-6/02		R		53-0233	53-0233K	Luc	164,0x20	Hand Brake	
200 K. (208.345) Eng.M111.944 (132-141kW)	6/97-6/00		F		22-0219-0	22-0219-0K	Ate	Th 19,5	
	6/97-6/00		R		22-0343-0		Ate	Th 15,0	
	97-00		F		23-0386C			Ø 288,0 Th 25,0-22,4	Vent., (Coated)
	97-00		R		23-0277C			Ø 278,0 Th 9,0-7,3	(Coated)
6/97-6/00		R		53-0233	53-0233K	Luc	164,0x20	Hand Brake	
230 K. (208.347) Eng.M111.973/ 975 (142kW)	6/97-6/00		F		22-0219-0	22-0219-0K	Ate	Th 19,5	
	6/97-6/00		R		22-0343-0		Ate	Th 15,0	
	97-00		F		23-0386C			Ø 288,0 Th 25,0-22,4	Vent., (Coated)
	97-00		R		23-0277C			Ø 278,0 Th 9,0-7,3	(Coated)
6/97-6/00		R		53-0233	53-0233K	Luc	164,0x20	Hand Brake	
230 K. (208.348) Eng.M111.982 (145kW)	6/00-6/02		F		22-0219-0	22-0219-0K	Ate	Th 19,5	
	6/00-6/02		R		22-0343-0		Ate	Th 15,0	
	00-02		F		23-0386C			Ø 288,0 Th 25,0-22,4	Vent., (Coated)
	00-02		R		23-0277C			Ø 278,0 Th 9,0-7,3	(Coated)
6/00-6/02		R		53-0233	53-0233K	Luc	164,0x20	Hand Brake	
320 (208.365) Eng.M112.940 (160kW)	6/97-6/02		F		22-0252-0	22-0252-0K	Ate	Th 20,0	
	6/97-6/02		R		22-0567-0	22-0567-0K	Ate	Th 15,5	
	97-02		F		23-0508C			Ø 300,0 Th 28,0-25,4	Vent., (Coated)
	97-02		R		23-0485C			Ø 290,0 Th 10,0-8,3	(Coated)
6/97-6/02		R		53-0233	53-0233K	Luc	164,0x20	Hand Brake	
430 (208.370) Eng.M113.943 (205kW)	7/98-6/02		F		22-0667-0	22-0667-0K	Ate	Th 17,5	Brake caliper: 4 pistons
	7/98-6/02		F		22-0252-0	22-0252-0K	Ate	Th 20,0	Brake caliper: 1 piston
	7/98-6/02		R		22-0567-0	22-0567-0K	Ate	Th 15,5	
	98-02		F		23-0508C			Ø 300,0 Th 28,0-25,4	Vent., (Coated)
98-02	R		23-0485C			Ø 290,0 Th 10,0-8,3	(Coated)		
7/98-6/02		R		53-0233	53-0233K	Luc	164,0x20	Hand Brake	
55 AMG (208.374) Eng.M113.981 (255kW)	8/99-6/02		R		22-0567-0	22-0567-0K	Ate	Th 15,5	
<b>CLK I Cabrio (A208) 3/98-5/02</b>									
200 (208.435) Eng.M111.941/ 945 (100kW)	-5/98		F		22-0219-0	22-0219-0K	Ate	Th 19,5	
	6/98-		R		22-0252-0	22-0252-0K	Ate	Th 20,0	
	-5/98		R		22-0343-0		Ate	Th 15,0	
	6/98-		R		22-0567-0	22-0567-0K	Ate	Th 15,5	
99-		F		23-0386C			Ø 288,0 Th 25,0-22,4	Vent., (Coated)	
99-		R		23-0277C			Ø 278,0 Th 9,0-7,3	(Coated)	
3/98-5/02		R		53-0233	53-0233K	Luc	164,0x20	Hand Brake	
200 K. (208.444) Eng.M111.956 (120kW)	6/00-5/02		F		22-0252-0	22-0252-0K	Ate	Th 20,0	
	6/00-5/02		R		22-0567-0	22-0567-0K	Ate	Th 15,5	
	00-		F		23-0386C			Ø 288,0 Th 25,0-22,4	Vent., (Coated)
	00-		R		23-0277C			Ø 278,0 Th 9,0-7,3	(Coated)
6/00-5/02		R		53-0233	53-0233K	Luc	164,0x20	Hand Brake	
200 K. (208.445) Eng.M111.944 (132-141kW)	3/98-6/00		F		22-0252-0	22-0252-0K	Ate	Th 20,0	
	3/98-6/00		R		22-0567-0	22-0567-0K	Ate	Th 15,5	
	98-		F		23-0508C			Ø 300,0 Th 28,0-25,4	Vent., (Coated)
	98-		R		23-0485C			Ø 290,0 Th 10,0-8,3	(Coated)
3/98-6/00		R		53-0233	53-0233K	Luc	164,0x20	Hand Brake	
230 K. (208.447) Eng.M111.973/ 975 (142kW)	3/98-6/00		F		22-0252-0	22-0252-0K	Ate	Th 20,0	
	3/98-6/00		R		22-0567-0	22-0567-0K	Ate	Th 15,5	
	98-		F		23-0508C			Ø 300,0 Th 28,0-25,4	Vent., (Coated)
	98-		R		23-0485C			Ø 290,0 Th 10,0-8,3	(Coated)
3/98-6/00		R		53-0233	53-0233K	Luc	164,0x20	Hand Brake	
230 K. (208.448) Eng.M111.982 (145kW)	6/00-5/02		F		22-0252-0	22-0252-0K	Ate	Th 20,0	
	6/00-5/02		R		22-0567-0	22-0567-0K	Ate	Th 15,5	
	00-		F		23-0508C			Ø 300,0 Th 28,0-25,4	Vent., (Coated)
	00-		R		23-0485C			Ø 290,0 Th 10,0-8,3	(Coated)
6/00-5/02		R		53-0233	53-0233K	Luc	164,0x20	Hand Brake	






		Spare Parts	F/R	L/R	METELLI ref.	METELLI ref. w/KIT		DIMENSIONS mm.	NOTE
320 (208.465) Eng.M112.940 (160kW)	3/98-5/02	F	F		22-0252-0	22-0252-0K	Ate	Th 20,0	
	3/98-5/02		R		22-0567-0	22-0567-0K	Ate	Th 15,5	
	98-	F	F		23-0508C			Ø 300,0 Th 28,0-25,4	Vent., (Coated)
	98-		R		23-0485C			Ø 290,0 Th 10,0-8,3	(Coated)
	3/98-5/02		R		53-0233	53-0233K	Luc	164,0x20	Hand Brake
430 (208.470) Eng.M113.943 (205kW)	-99	F	F		22-0252-0	22-0252-0K	Ate	Th 20,0	
	9/98-5/02		R		22-0567-0	22-0567-0K	Ate	Th 15,5	
	9/98-5/02		R		53-0233	53-0233K	Luc	164,0x20	Hand Brake
55 AMG (208.474) Eng.M113.981/984 (255kW)	1/00-5/02		R		22-0567-0	22-0567-0K	Ate	Th 15,5	
<b>CLK II (C209) 6/02-</b>									
200 CGI K. (209.343) Eng.M271.942 (125kW)	7/03-	F	F		22-0342-0	22-0342-0K	Gir	Th 17,0	
	7/03-		R		22-0343-0		Ate	Th 15,0	
	7/03-	F	F		23-0701C			Ø 288,0 Th 25,2-22,4	Vent., (Coated)
	7/03-		R		53-0233	53-0233K	Luc	164,0x20	Hand Brake
200 K. (209.341) Eng.M271.940 (135kW)	1/07-	F	F		22-0342-0	22-0342-0K	Gir	Th 17,0	
	1/07-		R		22-0343-0		Ate	Th 15,0	
	1/07-	F	F		23-0753C			Ø 300,0 Th 28,0-25,4	Vent., (Coated)
	1/07-		R		53-0233	53-0233K	Luc	164,0x20	Hand Brake
200 K. (209.342) Eng.M271.940 (120kW)	9/02-	F	F		22-0342-0	22-0342-0K	Gir	Th 17,0	
	9/02-		R		22-0343-0		Ate	Th 15,0	
	9/02-	F	F		23-0701C			Ø 288,0 Th 25,2-22,4	Vent., (Coated)
	9/02-		R		53-0233	53-0233K	Luc	164,0x20	Hand Brake
220 CDi (209.308) Eng.OM646.963 (110kW)	1/05-	F	F		22-0342-0	22-0342-0K	Gir	Th 17,0	
	1/05-		R		22-0343-0		Ate	Th 15,0	
	05-	F	F		23-0701C			Ø 288,0 Th 25,2-22,4	Vent., (Coated)
	1/05-		R		53-0233	53-0233K	Luc	164,0x20	Hand Brake
240 (209.361) Eng.M112.912 (125kW)	6/02-	F	F		22-0342-0	22-0342-0K	Gir	Th 17,0	
	6/02-		R		22-0344-0	22-0344-1K	Ate	Th 15,5	
	6/02-	F	F		23-0753C			Ø 300,0 Th 28,0-25,4	Vent., (Coated)
	6/02-		R		53-0233	53-0233K	Luc	164,0x20	Hand Brake
270 CDi (209.316) Eng.OM612.962/967 (125kW)	10/02-	F	F		22-0342-0	22-0342-0K	Gir	Th 17,0	
	10/02-		R		22-0344-0	22-0344-1K	Ate	Th 15,5	
	10/02-	F	F		23-0753C			Ø 300,0 Th 28,0-25,4	Vent., (Coated)
	10/02-		R		53-0233	53-0233K	Luc	164,0x20	Hand Brake
280 (209.354) Eng.M272.940 (170kW)	1/05-	F	F		22-0342-0	22-0342-0K	Gir	Th 17,0	
	1/05-		R		22-0344-0	22-0344-1K	Ate	Th 15,5	
	05-	F	F		23-0753C			Ø 300,0 Th 28,0-25,4	Vent., (Coated)
	1/05-		R		53-0233	53-0233K	Luc	164,0x20	Hand Brake
320 (209.365) Eng.M112.946 (160kW)	6/02-	F	F		22-0342-0	22-0342-0K	Gir	Th 17,0	
	6/02-		R		22-0344-0	22-0344-1K	Ate	Th 15,5	
	6/02-	F	F		23-0753C			Ø 300,0 Th 28,0-25,4	Vent., (Coated)
	6/02-		R		53-0233	53-0233K	Luc	164,0x20	Hand Brake
320 CDi (209.320) Eng.OM642.910 (165kW)	1/05-	F	F		22-0563-0	22-0563-0K	Bre	Th 17,5	
	1/05-		R		22-0344-0	22-0344-1K	Ate	Th 15,5	
	1/05-		R		53-0233	53-0233K	Luc	164,0x20	Hand Brake
350 (209.356) Eng.M272.960 (200kW)	1/05-	F	F		22-0342-0	22-0342-0K	Gir	Th 17,0	
1/05-	R			22-0344-0	22-0344-1K	Ate	Th 15,5		
500 (209.375) Eng.M113.968 (225kW)	6/02-	F	F		22-0563-0	22-0563-0K	Bre	Th 17,5	
	6/02-		R		22-0567-0	22-0567-1K	Ate	Th 15,5	
55 AMG (209.376) Eng.M113.987 (270kW)	9/02-	F	F		22-0563-0	22-0563-0K	Bre	Th 17,5	
	9/02-		R		22-0567-0	22-0567-1K	Ate	Th 15,5	
	9/02-		R		53-0233	53-0233K	Luc	164,0x20	Hand Brake
63 AMG (209.377) Eng.M156.982 (354-373kW)	1/07-		R		53-0233	53-0233K	Luc	164,0x20	Hand Brake
<b>CLK II Cabrio (A209) 2/03-</b>									
200 CGI (209.443) Eng.M271.942 (125kW)	7/03-	F	F		22-0342-0	22-0342-0K	Gir	Th 17,0	
	7/03-		R		22-0343-0		Ate	Th 15,0	
	03-	F	F		23-0701C			Ø 288,0 Th 25,2-22,4	Vent., (Coated)
	7/03-		R		53-0233	53-0233K	Luc	164,0x20	Hand Brake
200 K. Eng.M271.940 (135kW)	1/07-	F	F		22-0342-0	22-0342-0K	Gir	Th 17,0	
	1/07-		R		22-0343-0		Ate	Th 15,0	
	07-	F	F		23-0753C			Ø 300,0 Th 28,0-25,4	Vent., (Coated)
	1/07-		R		53-0233	53-0233K	Luc	164,0x20	Hand Brake
200 K. (209.442) Eng.M271.940 (120kW)	2/03-	F	F		22-0342-0	22-0342-0K	Gir	Th 17,0	
	2/03-		R		22-0343-0		Ate	Th 15,0	
	03-	F		23-0701C			Ø 288,0 Th 25,2-22,4	Vent., (Coated)	

		Spare Parts	F/R	L/R	METELLI ref.	METELLI ref. w/KIT		DIMENSIONS mm.	NOTE
200 K. (209.442) Eng.M271.940 (120kW)	2/03-		R		53-0233	53-0233K	Luc	164,0x20	Hand Brake
240 (209.461) Eng.M112.912 (125kW)	2/03-		F		22-0342-0	22-0342-0K	Gir	Th 17,0	
	2/03-		R		22-0344-0	22-0344-1K	Ate	Th 15,5	
	03-		F		23-0753C			Ø 300,0 Th 28,0-25,4	Vent., (Coated)
	2/03-		R		53-0233	53-0233K	Luc	164,0x20	Hand Brake
280 Eng.M272.940/.943 (170kW)	1/05-		F		22-0342-0	22-0342-0K	Gir	Th 17,0	
	1/05-		R		22-0344-0	22-0344-1K	Ate	Th 15,5	
	05-		F		23-0753C			Ø 300,0 Th 28,0-25,4	Vent., (Coated)
	1/05-		R		53-0233	53-0233K	Luc	164,0x20	Hand Brake
320 (209.465) Eng.M112.946 (160kW)	2/03-		F		22-0342-0	22-0342-0K	Gir	Th 17,0	
	2/03-		R		22-0344-0	22-0344-1K	Ate	Th 15,5	
	03-		F		23-0753C			Ø 300,0 Th 28,0-25,4	Vent., (Coated)
	2/03-		R		53-0233	53-0233K	Luc	164,0x20	Hand Brake
320 CDi Eng.OM642.910 (165kW)	2/07-		F		22-0563-0	22-0563-0K	Bre	Th 17,5	
	2/07-		R		22-0344-0	22-0344-1K	Ate	Th 15,5	
	2/07-		R		53-0233	53-0233K	Luc	164,0x20	Hand Brake
350 Eng.M272.960 (200kW)	1/05-		F		22-0342-0	22-0342-0K	Gir	Th 17,0	
	1/05-		R		22-0344-0	22-0344-1K	Ate	Th 15,5	
500 (209.475) Eng.M113.968 (225kW)	2/03-		F		22-0563-0	22-0563-0K	Bre	Th 17,5	
	2/03-		R		22-0567-0	22-0567-1K	Ate	Th 15,5	
55 AMG (209.476) Eng.M113.987 (270kW)	2/03-		F		22-0563-0	22-0563-0K	Bre	Th 17,5	
	2/03-		R		22-0567-0	22-0567-1K	Ate	Th 15,5	
	2/03-		R		53-0233	53-0233K	Luc	164,0x20	Hand Brake
63 AMG Eng.M156.982 (354kW)	1/07-		R		53-0233	53-0233K	Luc	164,0x20	Hand Brake
<b>CLS (C219) 10/04-</b>									
280 Eng.M272.947 (170kW)	08-		F		22-0563-0	22-0563-0K	Bre	Th 17,5	
	08-		R		22-0568-0	22-0568-0K	Ate	Th 16,5	
	08-		R		23-0625			Ø 300,0 Th 22,0-19,4	Vent.
300 (170kW)	09-		F		22-0563-0	22-0563-0K	Bre	Th 17,5	
	09-		R		22-0568-0	22-0568-0K	Ate	Th 16,5	
	09-		R		23-0625			Ø 300,0 Th 22,0-19,4	Vent.
350 Eng.M272.964 (200kW)	10/04-		F		22-0563-0	22-0563-0K	Bre	Th 17,5	
	10/04-		R		22-0568-0	22-0568-0K	Ate	Th 16,5	
	04-		R		23-0625			Ø 300,0 Th 22,0-19,4	Vent.
	10/04-		R		53-0243	53-0243K		180,0x25	Hand Brake
350 Eng.M272.985 (215kW)	4/06-		F		22-0563-0	22-0563-0K	Bre	Th 17,5	
	4/06-		R		22-0568-0	22-0568-0K	Ate	Th 16,5	
	06-		R		23-0625			Ø 300,0 Th 22,0-19,4	Vent.
	4/06-		R		53-0243	53-0243K		180,0x25	Hand Brake
350 CDi Eng.OM642.940 (165kW)	1/05-		F		22-0563-0	22-0563-0K	Bre	Th 17,5	
	1/05-		R		22-0568-0	22-0568-0K	Ate	Th 16,5	
	05-		R		23-0625			Ø 300,0 Th 22,0-19,4	Vent.
500 Eng.M113.967 (225kW)	10/04-		F		22-0563-0	22-0563-0K	Bre	Th 17,5	
	10/04-		R		22-0568-0	22-0568-0K	Ate	Th 16,5	
	04-		R		23-0625			Ø 300,0 Th 22,0-19,4	Vent.
	10/04-		R		53-0243	53-0243K		180,0x25	Hand Brake
500 SPORT Eng.M273.960 (285kW)	06-		F		22-0669-0	22-0669-0K	Bre	Th 17,5	
	06-		R		22-0568-0	22-0568-0K	Ate	Th 16,5	
55 AMG Eng.M113.990 (350kW)	1/05-		R		53-0243	53-0243K		180,0x25	Hand Brake
<b>Coupe II (C123) 3/77-12/85</b>									
230 C (123.043) Eng.M115.954 (80kW)	-79		F		22-0011-0	22-0011-0K	Ate	Th 15,0	
	79-		F		22-0011-1	22-0011-1K	Ate	Th 17,5	
	5/77-4/80		R		22-0003-4		Ate	Th 15,5	
	77-80		F		23-0046			Ø 278,0 Th 12,5-11,1	
	77-80		R		23-0044			Ø 279,0 Th 10,0-8,3	
230 CE (123.243) Eng.M102.980 (100kW)	80-		F		22-0011-1	22-0011-1K	Ate	Th 17,5	
	4/80-12/85		R		22-0003-4		Ate	Th 15,5	
	80-85		F		23-0046			Ø 278,0 Th 12,5-11,1	
	80-85		R		23-0044			Ø 279,0 Th 10,0-8,3	
280 C (123.050) Eng.M110.923 (115kW)	-79		F		22-0011-0	22-0011-0K	Ate	Th 15,0	
	79-		F		22-0011-1	22-0011-1K	Ate	Th 17,5	
	3/77-3/80		R		22-0003-4		Ate	Th 15,5	
	77-80		F		23-0046			Ø 278,0 Th 12,5-11,1	
	77-80		R		23-0044			Ø 279,0 Th 10,0-8,3	




		Spare Parts	F/R	L/R	METELLI ref.	METELLI ref. w/KIT		DIMENSIONS mm.	NOTE
280 CE (123.053) Eng.M110.988 (130-136kW)	-79	F	F		22-0011-0	22-0011-0K	Ate	Th 15,0	
	79-		F		22-0011-1	22-0011-1K	Ate	Th 17,5	
	3/77-11/85		R		22-0003-4		Ate	Th 15,5	
	77-85	R	F		23-0046			Ø 278,0 Th 12,5-11,1	
	77-85		R		23-0044			Ø 279,0 Th 10,0-8,3	
300 CTD (123.153) Eng.OM617.952 (92kW)	9/81-7/85	F	F		22-0011-1	22-0011-1K	Ate	Th 17,5	
	9/81-7/85		R		22-0003-4		Ate	Th 15,5	
	81-85	R	F		23-0046			Ø 278,0 Th 12,5-11,1	Usa
	81-85		R		23-0044			Ø 279,0 Th 10,0-8,3	Usa
<b>Coupe III (C124) 3/87-3/89</b>									
200 CE (124.041) Eng.M102.963 (90kW)	3/87-3/89	F	R		22-0203-0	22-0203-0K	Ate	Th 15,0	
	87-		F		23-0124			Ø 284,0 Th 12,0-10,0	
	87-	R	R		23-0104			Ø 258,0 Th 9,0-7,3	
	3/87-3/89		R		53-0233	53-0233K	Luc	164,0x20	Hand Brake
230 CE (124.043) Eng.M102.982 (97-100kW)	3/87-3/89	F	F		22-0061-0	22-0061-0K	Gir	Th 19,0	
	3/87-3/89		R		22-0566-0	22-0566-0K	Ate	Th 15,0	+ASR
	3/87-3/89		R		22-0092-1		Ate	Th 15,5	
	87-	F	F		23-0124			Ø 284,0 Th 12,0-10,0	Ch -A797178
	-9/89		F		23-0167			Ø 284,0 Th 21,8-19,4	Ch A797179-, Vent.
87-	R			23-0104			Ø 258,0 Th 9,0-7,3		
300 CE (124.045/.050) Eng.M103.983 (132-138kW)	3/87-3/89	F	F		22-0061-0	22-0061-0K	Gir	Th 19,0	
	3/87-3/89		R		22-0566-0	22-0566-0K	Ate	Th 15,0	+ASR
	3/87-3/89		R		22-0092-1		Ate	Th 15,5	
	87-9/89	F	F		23-0167			Ø 284,0 Th 21,8-19,4	Vent.
	87-9/89		R		23-0104			Ø 258,0 Th 9,0-7,3	
	3/87-3/89	R			53-0233	53-0233K	Luc	164,0x20	Hand Brake
<b>Coupe IV (C124) 3/89-5/93</b>									
200 CE (124.041) Eng.M102.963 (90kW)	3/89-5/93	F	R		22-0203-0	22-0203-0K	Ate	Th 15,0	
	89-93		F		23-0167			Ø 284,0 Th 21,8-19,4	Vent.
	89-93	R	R		23-0104			Ø 258,0 Th 9,0-7,3	
	3/89-5/93		R		53-0234	53-0234K	Luc	164,0x25	Hand Brake
220 CE (124.042) Eng.M111.960 (110kW)	3/89-5/93	F	F		22-0061-0	22-0061-0K	Gir	Th 19,0	
	3/89-5/93		R		22-0566-0	22-0566-0K	Ate	Th 15,0	+ASR
	3/89-5/93		R		22-0092-1		Ate	Th 15,5	
	92-93	F	F		23-0167			Ø 284,0 Th 21,8-19,4	Vent.
	92-93		R		23-0104			Ø 258,0 Th 9,0-7,3	
230 CE (124.043) Eng.M102.982 (97-100kW)	3/89-12/92	F	F		22-0061-0	22-0061-0K	Gir	Th 19,0	
	3/89-12/92		R		22-0566-0	22-0566-0K	Ate	Th 15,0	+ASR
	3/89-12/92		R		22-0092-1		Ate	Th 15,5	
	89-92	F	F		23-0167			Ø 284,0 Th 21,8-19,4	Vent.
	89-92		R		23-0104			Ø 258,0 Th 9,0-7,3	
300 CE (124.045/.050) Eng.M103.983 (132-138kW)	3/89-5/93	F	F		22-0061-0	22-0061-0K	Gir	Th 19,0	
	3/89-5/93		R		22-0203-0	22-0203-0K	Ate	Th 15,0	
	3/89-5/93		R		22-0566-0	22-0566-0K	Ate	Th 15,0	+ASR
	3/89-5/93	F	R		22-0092-1		Ate	Th 15,5	
	89-93		F		23-0167			Ø 284,0 Th 21,8-19,4	Vent.
	89-93	R			23-0104			Ø 258,0 Th 9,0-7,3	
3/89-5/93	R			53-0233	53-0233K	Luc	164,0x20	Hand Brake	
300 CE-24 (124.051) Eng.M104.980 (162kW)	9/89-12/92	F	F		22-0667-0	22-0667-0K	Ate	Th 17,5	
	9/89-12/92		R		22-0203-0	22-0203-0K	Ate	Th 15,0	
	89-92	F	F		23-0320			Ø 295,0 Th 22,0-19,4	Vent.
	89-92		R		23-0277C			Ø 278,0 Th 9,0-7,3	(Coated)
	9/89-12/92	R			53-0233	53-0233K	Luc	164,0x20	Hand Brake
320 CE (124.052) Eng.M104.992 (162kW)	10/92-5/93	F	F		22-0667-1	22-0667-1K	Ate	Th 16,0	Ch B864308-
	10/92-5/93		F		22-0667-0	22-0667-0K	Ate	Th 17,5	Ch -B864307
	10/92-5/93		R		22-0203-0	22-0203-0K	Ate	Th 15,0	
	92-	F	F		23-0320			Ø 295,0 Th 22,0-19,4	Ch -B862121, Vent.
	92-93		R		23-0277C			Ø 278,0 Th 9,0-7,3	(Coated)
<b>Heckflosse (W110) 1/55-12/68</b>									
200 Eng.M115.926 (70kW)	7/65-2/68		R		53-0011	53-0011K	Ate	160,0x25	Hand Brake
200 (110.010) Eng.M121.940 (61kW)	1/65-12/68		R		53-0011	53-0011K	Ate	160,0x25	Hand Brake
<b>SL (R198) 5/57-2/63</b>									
300 SL (198.042) Eng.M198.980/ 982 (158kW)	5/57-2/63		R		53-0011	53-0011K	Ate	160,0x25	Hand Brake

				SPARE PARTS	F/R	L/R	METELLI ref.	METELLI ref. w/KIT		DIMENSIONS mm.	NOTE						
<b>SL I (R107) 5/71-8/89</b>																	
280 SL (107.042) Eng.M110.982/ 986/ 990 (130-136kW)	-79	F	F	22-0011-0	22-0011-0K	Ate	Th 15,0										
	79-85											F	22-0011-1	22-0011-1K	Ate	Th 17,5	
	8/74-7/85											R	22-0003-4		Ate	Th 15,5	
	74-74-85	F	F	23-0086	23-0047		Ø 278,0 Th 22,0-19,4	Ch 007870-, Vent.									
											R	23-0044		Ø 279,0 Th 10,0-8,3			
	300 SL (107.041) Eng.M103.982 (132-138kW)	9/85-8/89	F	R	22-0003-4		Ate	Th 15,5									
		F	F	23-0167			Ø 284,0 Th 21,8-19,4	Ch 1A-034959-, Vent.									
350 SL (107.043) Eng.M116.982/ 984 (143kW)	-79	F	F	22-0011-0	22-0011-0K	Ate	Th 15,0										
	79-											F	22-0011-1	22-0011-1K	Ate	Th 17,5	
	5/71-2/80											R	22-0003-4		Ate	Th 15,5	
	71-	F	F	23-0047	23-0044		Ø 278,0 Th 22,0-21,0	Ch 006432-, Vent.									
											R	23-0044		Ø 279,0 Th 10,0-8,3			
	380 SL (107.045) Eng.M116.960/ 962 (150-160kW)	80-85	F	F	22-0011-1	22-0011-1K	Ate	Th 17,5									
9/80-8/85		R											22-0003-4		Ate	Th 15,5	
80-85		F	F	23-0086			Ø 278,0 Th 22,0-19,4	Vent.									
80-85		R	R	23-0044			Ø 279,0 Th 10,0-8,3										
420 SL (107.047) Eng.M116.964 (150-160kW)	1/86-8/89	F	R	22-0003-4		Ate	Th 15,5										
		F	F	23-0167			Ø 284,0 Th 21,8-19,4	Ch 1A-034959-, Vent.									
450 SL (107.044) Eng.M117.982/ 985 (160-165kW)	-79	F	F	22-0011-0	22-0011-0K	Ate	Th 15,0										
	-79											F	22-0011-1	22-0011-1K	Ate	Th 15,0	
	79-											F	22-0011-1		Ate	Th 17,5	
	10/72-10/80	R	R	22-0003-4		Ate	Th 15,5										
	72-	F	F	23-0047			Ø 278,0 Th 22,0-21,0	Ch -062584, Vent.									
	-80	F	F	23-0086			Ø 278,0 Th 22,0-19,4	Ch 062585-, Vent.									
	72-80	R	R	23-0044			Ø 279,0 Th 10,0-8,3										
	10/72-10/80	R	R	53-0011	53-0011K	Ate	160,0x25	Hand Brake									
	500 SL (107.046) Eng.M117.960/ 964 (164-170kW)	-85	F	F	22-0011-1	22-0011-1K	Ate	Th 17,5									
		5/80-12/89											R	22-0003-4		Ate	Th 15,5
80-		F	F	23-0167			Ø 284,0 Th 21,8-19,4	Ch 1A-034959-, Vent.									
80-		F	F	23-0086			Ø 278,0 Th 22,0-19,4	Ch -1A034958, Vent.									
80-		R	R	23-0044			Ø 279,0 Th 10,0-8,3										
500 SL (107.046) Eng.M117.964/ 960 (164-177-180kW)	80-	F	F	22-0011-1	22-0011-1K	Ate	Th 17,5										
	5/80-12/89	R	R	22-0003-4		Ate	Th 15,5										
<b>SL I Coupe (C107) 1/72-9/81</b>																	
280 SLC (107.022) Eng.M110.982/ 986/ 990 (130-136kW)	74-81	F	F	23-0047			Ø 278,0 Th 22,0-21,0	Vent.									
	74-81											R	23-0044		Ø 279,0 Th 10,0-8,3		
350 SLC (107.023) Eng.M116.982/ 984 (143-147kW)	72-	F	F	23-0047			Ø 278,0 Th 22,0-21,0	Ch 000238-, Vent.									
		R	R	23-0044			Ø 279,0 Th 10,0-8,3										
380 SLC (107.025) Eng.M116.960 (160kW)	80-81	F	F	23-0086			Ø 278,0 Th 22,0-19,4	Vent.									
	80-81	R	R	23-0044			Ø 279,0 Th 10,0-8,3										
450 SLC (107.024) Eng.M117.982/ 985 (160-165kW)	73-	F	F	23-0047			Ø 278,0 Th 22,0-21,0	Ch -030280, Vent.									
	-79	F	F	23-0086			Ø 278,0 Th 22,0-19,4	Ch 030281-, Vent.									
	73-79	R	R	23-0044			Ø 279,0 Th 10,0-8,3										
	1/73-8/79	R	R	53-0011	53-0011K	Ate	160,0x25	Hand Brake									
450 SLC 5.0 (107.026) Eng.M117.960 (177kW)	78-	F	F	23-0047			Ø 278,0 Th 22,0-21,0	Ch -001627, Vent.									
	-80	F	F	23-0086			Ø 278,0 Th 22,0-19,4	Ch 001628-, Vent.									
	78-80	R	R	23-0044			Ø 279,0 Th 10,0-8,3										
	6/78-2/80	R	R	53-0011	53-0011K	Ate	160,0x25	Hand Brake									
<b>SL II (R129) 3/89-10/01</b>																	
280 (129.058) Eng.M104.943 (142kW)	8/93-10/01	F	F	22-0667-0	22-0667-0K	Ate	Th 17,5										
	8/93-10/01											R	22-0203-0	22-0203-0K	Ate	Th 15,0	Ch -F125157
	8/93-10/01											R	22-0567-0	22-0567-0K	Ate	Th 15,5	Ch F125158-
	93-01	F	F	23-0300			Ø 300,0 Th 28,0-25,4	Vent.									
	93-01	R	R	23-0299			Ø 278,0 Th 9,0-7,3										
	8/93-10/01	R	R	53-0233	53-0233K	Luc	164,0x20	Hand Brake									
	8/93-10/01	R	R	53-0234	53-0234K	Luc	164,0x25	Hand Brake									
	280 (129.059) Eng.M112.923/ 925 (150kW)	5/98-10/01	F	F	22-0667-0	22-0667-0K	Ate	Th 17,5									
5/98-10/01		R	R	22-0203-0	22-0203-0K	Ate	Th 15,0	Ch -F125157									
5/98-10/01		R	R	22-0567-0	22-0567-0K	Ate	Th 15,5	Ch F125158-									
5/98-01		F	F	23-0300			Ø 300,0 Th 28,0-25,4	Vent.									
5/98-01		R	R	23-0299			Ø 278,0 Th 9,0-7,3										
5/98-10/01		R	R	53-0233	53-0233K	Luc	164,0x20	Hand Brake									
5/98-10/01		R	R	53-0234	53-0234K	Luc	164,0x25	Hand Brake									




		Spare Parts	F/R	L/R	METELLI ref.	METELLI ref. w/KIT		DIMENSIONS mm.	NOTE
300 SL (129.060) Eng.M103.984 (140kW)	3/89-8/93	F	R		22-0667-0	22-0667-0K	Ate	Th 17,5	
	3/89-8/93				22-0203-0	22-0203-0K	Ate	Th 15,0	
	89-93	F	R		23-0300			Ø 300,0 Th 28,0-25,4	Vent.
	89-93				23-0299			Ø 278,0 Th 9,0-7,3	
300 SL-24 (129.061) Eng.M104.981 (170kW)	3/89-7/93	F	R		22-0667-0	22-0667-0K	Ate	Th 17,5	
	3/89-7/93				22-0203-0	22-0203-0K	Ate	Th 15,0	
	89-93	F	R		23-0300			Ø 300,0 Th 28,0-25,4	Vent.
	89-93				23-0299			Ø 278,0 Th 9,0-7,3	
320 (129.063) Eng.M104.991 (170kW)	9/93-10/01	F	R		22-0667-0	22-0667-0K	Ate	Th 17,5	
	9/93-10/01				22-0203-0	22-0203-0K	Ate	Th 15,0	Ch -F125157
	9/93-10/01	F	R		22-0567-0	22-0567-0K	Ate	Th 15,5	Ch F125158-
	93-01				23-0300			Ø 300,0 Th 28,0-25,4	Vent.
	93-01	F	R		23-0299			Ø 278,0 Th 9,0-7,3	
	9/93-10/01				53-0233	53-0233K	Luc	164,0x20	Hand Brake
9/93-10/01				53-0234	53-0234K	Luc	164,0x25	Hand Brake	
320 (129.064) Eng.M112.943 (165kW)	5/98-10/01	F	R		22-0667-0	22-0667-0K	Ate	Th 17,5	
	5/98-10/01				22-0203-0	22-0203-0K	Ate	Th 15,0	Ch -F125157
	5/98-10/01	F	R		22-0567-0	22-0567-0K	Ate	Th 15,5	Ch F125158-
	98-				23-0300			Ø 300,0 Th 28,0-25,4	Ch -F103936, Vent.
	98-	F	R		23-0299			Ø 278,0 Th 9,0-7,3	Ch -F103936
	5/98-10/01				53-0233	53-0233K	Luc	164,0x20	Hand Brake
5/98-10/01				53-0234	53-0234K	Luc	164,0x25	Hand Brake	
500 (129.067) Eng.M119.972 (235kW)	9/92-10/01	F	R		22-0667-0	22-0667-0K	Ate	Th 17,5	
	9/92-10/01				22-0203-0	22-0203-0K	Ate	Th 15,0	Ch -F125157
	9/92-10/01	F	R		22-0567-0	22-0567-0K	Ate	Th 15,5	Ch F125158-
	93-01				23-0300			Ø 300,0 Th 28,0-25,4	Ch -F103936, Vent.
	93-01	F	R		23-0299			Ø 278,0 Th 9,0-7,3	Ch -F103936
	9/92-10/01				53-0233	53-0233K	Luc	164,0x20	Hand Brake
9/92-10/01				53-0234	53-0234K	Luc	164,0x25	Hand Brake	
500 (129.068) Eng.M113.961 (225kW)	5/98-10/01	F	R		22-0667-0	22-0667-0K	Ate	Th 17,5	
	5/98-10/01				22-0203-0	22-0203-0K	Ate	Th 15,0	Ch -F125157
	5/98-10/01	F	R		22-0567-0	22-0567-0K	Ate	Th 15,5	Ch F125158-
	5/98-10/01				53-0233	53-0233K	Luc	164,0x20	Hand Brake
	5/98-10/01				53-0234	53-0234K	Luc	164,0x25	Hand Brake
500 SL (129.066) Eng.M119.960/ 972 (240kW)	9/89-8/92	F	R		22-0667-0	22-0667-0K	Ate	Th 17,5	
	9/89-8/92				22-0203-0	22-0203-0K	Ate	Th 15,0	Ch -F125157
	89-92	F	R		23-0300			Ø 300,0 Th 28,0-25,4	Ch -F103936, Vent.
	89-92				23-0299			Ø 278,0 Th 9,0-7,3	Ch -F103936
	9/89-8/92				53-0234	53-0234K	Luc	164,0x25	Hand Brake
55 AMG (350kW)	8/99-7/01				53-0233	53-0233K	Luc	164,0x20	Hand Brake
55 AMG (129.068) Eng.M113.985 (260kW)	3/00-10/01	F	R		22-0667-0	22-0667-0K	Ate	Th 17,5	
	3/00-10/01				22-0567-0	22-0567-0K	Ate	Th 15,5	
	3/00-10/01				53-0233	53-0233K	Luc	164,0x20	Hand Brake
60 AMG (129.067) Eng.M120.981 (280kW)	5/97-10/01	F	R		22-0667-0	22-0667-0K	Ate	Th 17,5	
	5/97-10/01				22-0567-0	22-0567-0K	Ate	Th 15,5	
	5/97-10/01				53-0233	53-0233K	Luc	164,0x20	Hand Brake
600 (129.076) Eng.M120.981/ 983 (290kW)	7/92-10/01	F	R		22-0667-0	22-0667-0K	Ate	Th 17,5	
	-93				22-0203-0	22-0203-0K	Ate	Th 15,0	
	93-	F	R		22-0567-0	22-0567-0K	Ate	Th 15,5	
	7/92-10/01				53-0233	53-0233K	Luc	164,0x20	Hand Brake
	7/92-10/01				53-0234	53-0234K	Luc	164,0x25	Hand Brake
600 SL Eng.M120.980 (300kW)	2/92-5/93				53-0234	53-0234K	Luc	164,0x25	Hand Brake
<b>SL III (R230) 10/01-</b>									
280 Eng.M272.947 (170kW)	08-	F	R		22-0669-0	22-0669-0K	Bre	Th 17,5	
	08-				22-0568-0	22-0568-0K	Ate	Th 16,5	
350 (232kW)	08-	F	R		22-0669-0	22-0669-0K	Bre	Th 17,5	
	08-				22-0568-0	22-0568-0K	Ate	Th 16,5	
	5/08-				53-0243	53-0243K		180,0x25	Hand Brake
350 Eng.M272.966 (200kW)	06-	F	R		22-0669-0	22-0669-0K	Bre	Th 17,5	
	06-				22-0568-0	22-0568-0K	Ate	Th 16,5	
	3/06-				53-0243	53-0243K		180,0x25	Hand Brake
350 (230.467) Eng.M112.973 (180kW)	3/03-	F	R		22-0669-0	22-0669-0K	Bre	Th 17,5	Ch F125731-
	3/03-				22-0563-0	22-0563-0K	Bre	Th 17,5	Ch -F125730
	3/03-				53-0243	53-0243K		180,0x25	Hand Brake
500 Eng.M273.965 (285kW)	06-	F	R		22-0669-0	22-0669-0K	Bre	Th 17,5	
	06-				22-0568-0	22-0568-0K	Ate	Th 16,5	



		Spare Parts	F/R	L/R	METELLI ref.	METELLI ref. w/KIT		DIMENSIONS mm.	NOTE
500 Eng.M273.965 (285kW)	3/06-		R		53-0243	53-0243K		180,0x25	Hand Brake
500 (230.475) Eng.M113.963 (225kW)	06-		F		22-0669-0	22-0669-0K	Bre	Th 17,5	Ch F125731-
	10/01-		F		22-0563-0	22-0563-0K	Bre	Th 17,5	Ch -F125730
	10/01-		R		22-0568-0	22-0568-0K	Ate	Th 16,5	
	10/01-		R		53-0243	53-0243K		180,0x25	Hand Brake
55 AMG Eng.M113.995 (380kW)	3/06-		R		53-0243	53-0243K		180,0x25	Hand Brake
55 AMG (230.474) Eng.M113.992 (350kW)	10/01-6/02		R		53-0243	53-0243K		180,0x25	Hand Brake
55 AMG K. (230.474) Eng.M113.992 (368kW)	6/02-		R		53-0243	53-0243K		180,0x25	Hand Brake
600 Eng.M113.995 (380kW)	3/06-		R		53-0243	53-0243K		180,0x25	Hand Brake
600 (230.476) Eng.M275.951 (368kW)	4/03-		R		53-0243	53-0243K		180,0x25	Hand Brake
<b>SLK I (R170) 9/96-2/04</b>									
200 (170.435) Eng.M111.946 (100kW)	9/96-3/00		F		22-0219-0	22-0219-0K	Ate	Th 19,5	
	9/96-3/00		R		22-0203-0	22-0203-0K	Ate	Th 15,0	Ch -F017687
	9/96-3/00		R		22-0343-0		Ate	Th 15,0	Ch F017688-
	7/96-00		F		23-0386C			Ø 288,0 Th 25,0-22,4	Vent., (Coated)
	7/96-00		R		23-0277C			Ø 278,0 Th 9,0-7,3	(Coated)
	9/96-3/00		R		53-0233	53-0233K	Luc	164,0x20	Hand Brake
200 K. (170.444) Eng.M111.958 (120kW)	9/96-3/00		F		22-0219-0	22-0219-0K	Ate	Th 19,5	
	3/00-		R		22-0203-0	22-0203-0K	Ate	Th 15,0	Ch -F017687
	3/00-		R		22-0343-0		Ate	Th 15,0	Ch F017688-
	3/00-		F		23-0386C			Ø 288,0 Th 25,0-22,4	Vent., (Coated)
	3/00-		R		23-0277C			Ø 278,0 Th 9,0-7,3	(Coated)
	3/00-2/04		R		53-0234	53-0234K	Luc	164,0x25	Hand Brake
200 K. (170.445) Eng.M111.943 (141kW)	10/96-3/00		F		22-0219-0	22-0219-0K	Ate	Th 19,5	
	10/96-3/00		R		22-0203-0	22-0203-0K	Ate	Th 15,0	Ch -F017687
	10/96-3/00		R		22-0343-0		Ate	Th 15,0	Ch F017688-
	7/96-00		F		23-0386C			Ø 288,0 Th 25,0-22,4	Vent., (Coated)
	7/96-00		R		23-0277C			Ø 278,0 Th 9,0-7,3	(Coated)
	10/96-3/00		R		53-0233	53-0233K	Luc	164,0x20	Hand Brake
230 K. (170.447) Eng.M111.973 (142kW)	10/96-3/00		F		22-0219-0	22-0219-0K	Ate	Th 19,5	
	9/96-3/00		R		22-0203-0	22-0203-0K	Ate	Th 15,0	Ch -F017687
	9/96-3/00		R		22-0343-0		Ate	Th 15,0	Ch F017688-
	7/96-00		F		23-0386C			Ø 288,0 Th 25,0-22,4	Vent., (Coated)
	7/96-00		R		23-0277C			Ø 278,0 Th 9,0-7,3	(Coated)
	9/96-3/00		R		53-0233	53-0233K	Luc	164,0x20	Hand Brake
230 K. (170.449) Eng.M111.983 (145kW)	9/96-3/00		F		22-0219-0	22-0219-0K	Ate	Th 19,5	
	3/00-		R		22-0203-0	22-0203-0K	Ate	Th 15,0	Ch -F017687
	3/00-		R		22-0343-0		Ate	Th 15,0	Ch F017688-
	3/00-		F		23-0386C			Ø 288,0 Th 25,0-22,4	Vent., (Coated)
	3/00-		R		23-0277C			Ø 278,0 Th 9,0-7,3	(Coated)
	3/00-2/04		R		53-0234	53-0234K	Luc	164,0x25	Hand Brake
32 AMG K. (170.466) Eng.M112.960 (260kW)	3/01-		R		22-0567-0	22-0567-0K	Ate	Th 15,5	
320 (170.465) Eng.M112.947 (160kW)	3/00-		F		22-0252-0	22-0252-0K	Ate	Th 20,0	
	3/00-		R		22-0343-0		Ate	Th 15,0	
<b>SLK II (R171) 3/04-</b>									
200 K Eng.M271.940 (135kW)	4/08-		F		22-0668-0	22-0668-0K	Bre	Th 16,5	+sporting kit
	4/08-		F		22-0342-0	22-0342-0K	Gir	Th 17,0	
	4/08-		R		22-0343-0		Ate	Th 15,0	
	4/08-		R		22-0344-0		Ate	Th 15,5	+sporting kit
	4/08-		F		23-0753C			Ø 300,0 Th 28,0-25,4	Vent., (Coated)
	4/08-		R		23-0277C			Ø 278,0 Th 9,0-7,3	(Coated)
200 K. (171.442) Eng.M271.944 (120kW)	4/08-		R		53-0233	53-0233K	Luc	164,0x20	Hand Brake
	3/04-3/08		F		22-0668-0	22-0668-0K	Bre	Th 16,5	+sporting kit
	3/04-3/08		F		22-0342-0	22-0342-0K	Gir	Th 17,0	
	3/04-3/08		R		22-0343-0		Ate	Th 15,0	
	3/04-3/08		R		22-0344-0		Ate	Th 15,5	+sporting kit
	3/04-3/08		F		23-0701C			Ø 288,0 Th 25,2-22,4	Vent., (Coated)
	3/04-3/08		R		23-0277C			Ø 278,0 Th 9,0-7,3	(Coated)
	3/04-3/08		R		53-0233	53-0233K	Luc	164,0x20	Hand Brake




		Spare Parts	F/R	L/R	METELLI ref.	METELLI ref. w/KIT		DIMENSIONS mm.	NOTE
280 Eng.M272.942 (170kW)		05-	F		22-0668-0	22-0668-0K	Bre	Th 16,5	+sporting kit
			F		22-0342-0	22-0342-0K	Gir	Th 17,0	
			R		22-0343-0		Ate	Th 15,0	
		05-	R		22-0344-0		Ate	Th 15,5	+sporting kit
			F		23-0753C			Ø 300,0 Th 28,0-25,4	Vent., (Coated)
			R		23-0277C			Ø 278,0 Th 9,0-7,3	(Coated)
300 (170kW)		09-	F		22-0668-0	22-0668-0K	Bre	Th 16,5	+sporting kit
			F		22-0342-0	22-0342-0K	Gir	Th 17,0	
			R		22-0343-0		Ate	Th 15,0	
		09-	R		22-0344-0		Ate	Th 15,5	+sporting kit
			F		23-0753C			Ø 300,0 Th 28,0-25,4	Vent., (Coated)
			R		23-0277C			Ø 278,0 Th 9,0-7,3	(Coated)
350 Eng.M272.969 (224kW)		4/08-	F		22-0668-0	22-0668-0K	Bre	Th 16,5	+sporting kit
			R		22-0344-0		Ate	Th 15,5	+sporting kit
		4/08-	R		53-0233	53-0233K	Luc	164,0x20	Hand Brake
350 (171.456) Eng.M272.963 (200kW)		6/04-3/08	F		22-0668-0	22-0668-0K	Bre	Th 16,5	+sporting kit
			F		22-0563-0	22-0563-0K	Bre	Th 17,5	
		6/04-3/08	R		22-0344-0		Ate	Th 15,5	+sporting kit
			R		53-0233	53-0233K	Luc	164,0x20	Hand Brake
55 AMG (171.473) Eng.M113.989 (265kW)		6/04-	R		53-0233	53-0233K	Luc	164,0x20	Hand Brake
<b>T-Model I (W123) 1/76-12/85</b>									
200 (123.020) Eng.M115.938/ 939 (62-69kW)		-79	F		22-0011-0	22-0011-0K	Ate	Th 15,0	
			F		22-0011-1	22-0011-1K	Ate	Th 17,5	
			R		22-0003-4		Ate	Th 15,5	
		2/76-8/80	F		23-0046			Ø 278,0 Th 12,5-11,1	
			R		23-0044			Ø 279,0 Th 10,0-8,3	
			R		53-0232	53-0232K	Ate	160,0x25	
200 (123.220) Eng.M102.920/ 939 (74-80kW)		6/80-11/85	F		22-0011-1	22-0011-1K	Ate	Th 17,5	
			R		22-0003-4		Ate	Th 15,5	
		80-85	F		23-0046			Ø 278,0 Th 12,5-11,1	
			R		23-0044			Ø 279,0 Th 10,0-8,3	
		6/80-11/85	R		53-0232	53-0232K	Ate	160,0x25	
200 D (123.120) Eng.OM615.940 (40-44kW)		-79	F		22-0011-0	22-0011-0K	Ate	Th 15,0	
			F		22-0011-1	22-0011-1K	Ate	Th 17,5	
			R		22-0003-4		Ate	Th 15,5	
		7/76-11/85	F		23-0046			Ø 278,0 Th 12,5-11,1	
			R		23-0044			Ø 279,0 Th 10,0-8,3	
220 D (123.126) Eng.OM615.941 (44-49kW)		-79	F		22-0011-0	22-0011-0K	Ate	Th 15,0	
			F		22-0011-1	22-0011-1K	Ate	Th 17,5	
			R		22-0003-4		Ate	Th 15,5	
		1/76-2/79	F		23-0046			Ø 278,0 Th 12,5-11,1	
			R		23-0044			Ø 279,0 Th 10,0-8,3	
230 (123.023) Eng.M115.954 (80kW)		-79	F		22-0011-0	22-0011-0K	Ate	Th 15,0	
			F		22-0011-1	22-0011-1K	Ate	Th 17,5	
			R		22-0003-4		Ate	Th 15,5	
		2/76-3/81	F		23-0046			Ø 278,0 Th 12,5-11,1	
			R		23-0044			Ø 279,0 Th 10,0-8,3	
230 E (123.223) Eng.M102.980 (100kW)		4/80-12/85	F		22-0011-1	22-0011-1K	Ate	Th 17,5	
			R		22-0003-4		Ate	Th 15,5	
		80-85	F		23-0046			Ø 278,0 Th 12,5-11,1	
			R		23-0044			Ø 279,0 Th 10,0-8,3	
240 D (123.123) Eng.OM616.912 (48-53kW)		-79	F		22-0011-0	22-0011-0K	Ate	Th 15,0	
			F		22-0011-1	22-0011-1K	Ate	Th 17,5	
			R		22-0003-4		Ate	Th 15,5	
		2/76-11/85	F		23-0046			Ø 278,0 Th 12,5-11,1	
			R		23-0044			Ø 279,0 Th 10,0-8,3	
250 (123.026) Eng.M123.921 (95-103kW)		-79	F		22-0011-0	22-0011-0K	Ate	Th 15,0	
			F		22-0011-1	22-0011-1K	Ate	Th 17,5	
			R		22-0003-4		Ate	Th 15,5	
		2/76-7/85	F		23-0046			Ø 278,0 Th 12,5-11,1	
			R		23-0044			Ø 279,0 Th 10,0-8,3	
280 (123.030) Eng.M110.923 (115kW)		-79	F		22-0011-0	22-0011-0K	Ate	Th 15,0	
			F		22-0011-1	22-0011-1K	Ate	Th 17,5	
			R		22-0003-4		Ate	Th 15,5	
		2/76-8/81	F		23-0046			Ø 278,0 Th 12,5-11,1	
			R		23-0044			Ø 279,0 Th 10,0-8,3	

		Spare Parts	F/R	L/R	METELLI ref.	METELLI ref. w/KIT		DIMENSIONS mm.	NOTE
280 E Eng.M110.984/988 (136kW)	-79	F	F		22-0011-0	22-0011-0K	Ate	Th 15,0	
	79-		F		22-0011-1	22-0011-1K	Ate	Th 17,5	
	1/76-12/85		R		22-0003-4		Ate	Th 15,5	
	76-85	R	F		23-0046			Ø 278,0 Th 12,5-11,1	
	76-85		R		23-0044			Ø 279,0 Th 10,0-8,3	
280 E (123.033) Eng.M110.988 (130-136kW)	-79	F	F		22-0011-0	22-0011-0K	Ate	Th 15,0	
	79-		F		22-0011-1	22-0011-1K	Ate	Th 17,5	
	2/76-11/85		R		22-0003-4		Ate	Th 15,5	
	76-85	R	F		23-0046			Ø 278,0 Th 12,5-11,1	
	76-85		R		23-0044			Ø 279,0 Th 10,0-8,3	
300 D (123.130/.132/.150) Eng.OM617.912 (59-65kW)	-79	F	F		22-0011-0	22-0011-0K	Ate	Th 15,0	
	79-		F		22-0011-1	22-0011-1K	Ate	Th 17,5	
	2/76-11/85		R		22-0003-4		Ate	Th 15,5	
	76-85	R	F		23-0046			Ø 278,0 Th 12,5-11,1	
	76-85		R		23-0044			Ø 279,0 Th 10,0-8,3	
300 TD (123.133) Eng.OM617.952 (92kW)	8/81-7/85	F	F		22-0011-1	22-0011-1K	Ate	Th 17,5	
	8/81-7/85		R		22-0003-4		Ate	Th 15,5	
	81-85	R	F		23-0046			Ø 278,0 Th 12,5-11,1	Usa
	81-85		R		23-0044			Ø 279,0 Th 10,0-8,3	Usa
<b>T-Model I SW (S123) 9/77-12/85</b>									
200 T (123.280) Eng.M102.920/ 939 (74-80kW)	11/80-11/85	F	F		22-0011-1	22-0011-1K	Ate	Th 17,5	
	11/80-11/85		R		22-0003-4		Ate	Th 15,5	
	80-85	R	F		23-0046			Ø 278,0 Th 12,5-11,1	
	80-85		R		23-0044			Ø 279,0 Th 10,0-8,3	
	11/80-11/85		R		53-0232	53-0232K	Ate	160,0x25	
230 (123.083) Eng.M115.954 (80kW)	-79	F	F		22-0011-0	22-0011-0K	Ate	Th 15,0	
	79-		F		22-0011-1	22-0011-1K	Ate	Th 17,5	
	9/77-3/80		R		22-0003-4		Ate	Th 15,5	
	77-80	R	F		23-0046			Ø 278,0 Th 12,5-11,1	
	77-80		R		23-0044			Ø 279,0 Th 10,0-8,3	
230 (123.283) Eng.M102.980 (100kW)	4/80-11/85	F	F		22-0011-1	22-0011-1K	Ate	Th 17,5	
	4/80-11/85		R		22-0003-4		Ate	Th 15,5	
	80-85	R	F		23-0046			Ø 278,0 Th 12,5-11,1	
	80-85		R		23-0044			Ø 279,0 Th 10,0-8,3	
240 D (123.183) Eng.OM616.912 (48-53kW)	-79	F	F		22-0011-0	22-0011-0K	Ate	Th 15,0	
	79-		F		22-0011-1	22-0011-1K	Ate	Th 17,5	
	9/77-12/85		R		22-0003-4		Ate	Th 15,5	
	77-85	R	F		23-0046			Ø 278,0 Th 12,5-11,1	
	77-85		R		23-0044			Ø 279,0 Th 10,0-8,3	
250 (123.086) Eng.M123.921 (95-103kW)	-79	F	F		22-0011-0	22-0011-0K	Ate	Th 15,0	
	79-		F		22-0011-1	22-0011-1K	Ate	Th 17,5	
	5/78-8/82		R		22-0003-4		Ate	Th 15,5	
	78-82	R	F		23-0046			Ø 278,0 Th 12,5-11,1	
	78-82		R		23-0044			Ø 279,0 Th 10,0-8,3	
280 (123.093) Eng.M110.988 (136kW)	-79	F	F		22-0011-0	22-0011-0K	Ate	Th 15,0	
	79-		F		22-0011-1	22-0011-1K	Ate	Th 17,5	
	9/77-11/85		R		22-0003-4		Ate	Th 15,5	
300 D (123.190) Eng.OM617.912 (59-65kW)	-79	F	F		22-0011-0	22-0011-0K	Ate	Th 15,0	
	79-		F		22-0011-1	22-0011-1K	Ate	Th 17,5	
	9/77-10/85		R		22-0003-4		Ate	Th 15,5	
	77-85	R	F		23-0046			Ø 278,0 Th 12,5-11,1	
	77-85		R		23-0044			Ø 279,0 Th 10,0-8,3	
300 TD (123.193) Eng.OM617.952 (92kW)	10/80-11/85	F	F		22-0011-1	22-0011-1K	Ate	Th 17,5	
	10/80-11/85		R		22-0003-4		Ate	Th 15,5	
	80-85	R	F		23-0046			Ø 278,0 Th 12,5-11,1	
	80-85		R		23-0044			Ø 279,0 Th 10,0-8,3	
<b>T-Model II (W124) 12/84-6/93</b>									
200 (124.020) Eng.M102.922 (75-77-80kW)	12/85-5/90	F	F		22-0061-0	22-0061-0K	Gir	Th 19,0	
	12/85-5/90		R		22-0092-1		Ate	Th 15,5	
	85-90	R	F		23-0124			Ø 284,0 Th 12,0-10,0	
	85-90		R		23-0104			Ø 258,0 Th 9,0-7,3	
	12/85-5/90		R		53-0233	53-0233K	Luc	164,0x20	Hand Brake
200 D (124.120) Eng.OM601.912 (53-55kW)	12/84-6/93	F	F		22-0061-0	22-0061-0K	Gir	Th 19,0	
	12/84-6/93		R		22-0566-0	22-0566-0K	Ate	Th 15,0	+ASR
	84-93	R	F		23-0124			Ø 284,0 Th 12,0-10,0	
	84-93		R		23-0104			Ø 258,0 Th 9,0-7,3	



























		Spare Parts	F/R	L/R	METELLI ref.	METELLI ref. w/KIT		DIMENSIONS mm.	NOTE
200 E Eng.M102.962 (90kW)	1/88-12/89	F	R		22-0061-0	22-0061-0K	Gir	Th 19,0	
	1/88-12/89				22-0566-0	22-0566-0K	Ate	Th 15,0	+ASR
	1/88-12/89				22-0092-1		Ate	Th 15,5	
	1/88-12/89	R		53-0233	53-0233K	Luc	164,0x20	Hand Brake	
200 E (124.019) Eng.M111.940 (100kW)	10/92-6/93	F	R		22-0061-0	22-0061-0K	Gir	Th 19,0	
	10/92-6/93				22-0566-0	22-0566-0K	Ate	Th 15,0	+ASR
	10/92-6/93				22-0092-1		Ate	Th 15,5	
	92-93	F		23-0167			Ø 284,0 Th 21,8-19,4	Vent.	
	92-93	R		23-0104			Ø 258,0 Th 9,0-7,3		
	10/92-6/93	R		53-0233	53-0233K	Luc	164,0x20	Hand Brake	
200 E (124.021) Eng.M102.963 (87-90kW)	9/88-8/92	F	R		22-0061-0	22-0061-0K	Gir	Th 19,0	
	9/88-8/92				22-0566-0	22-0566-0K	Ate	Th 15,0	+ASR
	9/88-8/92				22-0092-1		Ate	Th 15,5	
	88-92	F		23-0124			Ø 284,0 Th 12,0-10,0		
	88-92	R		23-0104			Ø 258,0 Th 9,0-7,3		
	9/88-8/92	R		53-0233	53-0233K	Luc	164,0x20	Hand Brake	
220 E (124.022) Eng.M111.960 (110kW)	10/92-6/93	F	R		22-0061-0	22-0061-0K	Gir	Th 19,0	
	10/92-6/93	R			22-0566-0	22-0566-0K	Ate	Th 15,0	+ASR
230 E (124.023), Kat Eng.M102.982 (97-100kW)	12/84-6/93	F	R		22-0061-0	22-0061-0K	Gir	Th 19,0	
	12/84-6/93				22-0566-0	22-0566-0K	Ate	Th 15,0	+ASR
	12/84-6/93				22-0092-1		Ate	Th 15,5	
	84-8/89	F		23-0124			Ø 284,0 Th 12,0-10,0		
	9/89-93	F		23-0167			Ø 284,0 Th 21,8-19,4	Vent.	
	84-93	R		23-0104			Ø 258,0 Th 9,0-7,3		
250 D (124.125) Eng.OM602.912 (66-69kW)	4/85-6/93	F	R		22-0061-0	22-0061-0K	Gir	Th 19,0	
	4/85-6/93				22-0566-0	22-0566-0K	Ate	Th 15,0	+ASR
	4/85-6/93				22-0092-1		Ate	Th 15,5	
	85-93	F		23-0124			Ø 284,0 Th 12,0-10,0		
	85-93	R		23-0104			Ø 258,0 Th 9,0-7,3		
250 TD (124.128) Eng.OM602.962 (93kW)	9/88-6/93	F	R		22-0061-0	22-0061-0K	Gir	Th 19,0	
	9/88-6/93				22-0566-0	22-0566-0K	Ate	Th 15,0	+ASR
	9/88-6/93				22-0092-1		Ate	Th 15,5	
	88-6/93	F		23-0167			Ø 284,0 Th 21,8-19,4	Vent.	
	88-6/93	R		23-0104			Ø 258,0 Th 9,0-7,3		
260 E (124.026) Eng.M103.940 (118-122kW)	9/85-8/92	F	R		22-0061-0	22-0061-0K	Gir	Th 19,0	
	9/85-8/92				22-0566-0	22-0566-0K	Ate	Th 15,0	+ASR
	9/85-8/92				22-0092-1		Ate	Th 15,5	
	85-92	F		23-0167			Ø 284,0 Th 21,8-19,4	Vent.	
	85-92	R		23-0104			Ø 258,0 Th 9,0-7,3		
260 E 4-matic (124.226) Eng.M103.940 (122kW)	12/86-12/89	F	R		22-0061-0	22-0061-0K	Gir	Th 19,0	
	12/86-12/89				22-0566-0	22-0566-0K	Ate	Th 15,0	+ASR
	12/86-12/89				22-0092-1		Ate	Th 15,5	
	86-89	F		23-0321			Ø 284,0 Th 22,0-19,4	Vent.	
	86-89	R		23-0104			Ø 258,0 Th 9,0-7,3		
260 E 4-matic (124.226) Eng.M103.943 (118kW)	9/86-8/92	F	R		22-0061-0	22-0061-0K	Gir	Th 19,0	
	9/86-8/92				22-0566-0	22-0566-0K	Ate	Th 15,0	+ASR
	9/86-8/92				22-0092-1		Ate	Th 15,5	
	86-92	F		23-0321			Ø 284,0 Th 22,0-19,4	Vent.	
	86-92	R		23-0104			Ø 258,0 Th 9,0-7,3		
280 E (124.028) Eng.M104.942 (145kW)	10/92-6/93	F	R		22-0667-1	22-0667-1K	Ate	Th 16,0	Ch B864308-
	10/92-6/93				22-0667-0	22-0667-0K	Ate	Th 17,5	Ch -B864307
	10/92-6/93				22-0061-0	22-0061-0K	Gir	Th 19,0	
	10/92-6/93	R		22-0566-0	22-0566-0K	Ate	Th 15,0	+ASR	
	10/92-6/93	R		22-0092-1		Ate	Th 15,5		
	92-93	F		23-0167			Ø 284,0 Th 21,8-19,4	Vent.	
	92-93	R		23-0277C			Ø 278,0 Th 9,0-7,3	(Coated)	
300 D (124.130) Eng.OM603.912 (80-81-83kW)	12/84-6/93	F	R		22-0061-0	22-0061-0K	Gir	Th 19,0	
	12/84-6/93				22-0566-0	22-0566-0K	Ate	Th 15,0	+ASR
	12/84-6/93				22-0092-1		Ate	Th 15,5	
	84-93	F		23-0124			Ø 284,0 Th 12,0-10,0		
	84-93	R		23-0104			Ø 258,0 Th 9,0-7,3		
300 D 4-matic (124.330) Eng.OM603.913 (80-83kW)	9/86-6/93	F	R		22-0061-0	22-0061-0K	Gir	Th 19,0	
	9/86-6/93				22-0566-0	22-0566-0K	Ate	Th 15,0	+ASR
	9/86-6/93				22-0092-1		Ate	Th 15,5	
	86-93	F		23-0321			Ø 284,0 Th 22,0-19,4	Vent.	
	86-93	R		23-0104			Ø 258,0 Th 9,0-7,3		

		Spare Parts	F/R	L/R	METELLI ref.	METELLI ref. w/KIT		DIMENSIONS mm.	NOTE
300 E 4-matic (124.230) Eng.M103.985 (132kW)	9/86-6/93	F	F		22-0061-0	22-0061-0K	Gir	Th 19,0	
	9/86-6/93		R		22-0566-0	22-0566-0K	Ate	Th 15,0	+ASR
	9/86-6/93		R		22-0092-1		Ate	Th 15,5	
	86-93	F	F		23-0321			Ø 284,0 Th 22,0-19,4	Vent.
	86-93		R		23-0104			Ø 258,0 Th 9,0-7,3	
9/86-6/93	R			53-0233	53-0233K	Luc	164,0x20	Hand Brake	
300 E, 4-matic (124.030) Eng.M103.980/ 983 (132-138kW)	8/85-8/92	F	F		22-0061-0	22-0061-0K	Gir	Th 19,0	
	8/85-8/92		R		22-0566-0	22-0566-0K	Ate	Th 15,0	+ASR
	8/85-8/92		R		22-0092-1		Ate	Th 15,5	
	85-92	F	F		23-0167			Ø 284,0 Th 21,8-19,4	Vent.
	85-92		R		23-0104			Ø 258,0 Th 9,0-7,3	
8/85-8/92	R			53-0233	53-0233K	Luc	164,0x20	Hand Brake	
300 E-24 (124.031) Eng.M104.980 (162kW)	9/88-8/92	F	F		22-0667-0	22-0667-0K	Ate	Th 17,5	
	9/88-8/92		R		22-0203-0	22-0203-0K	Ate	Th 15,0	+ASR
	88-92	F	F		23-0320			Ø 295,0 Th 22,0-19,4	Vent.
	88-92		R		23-0277C			Ø 278,0 Th 9,0-7,3	(Coated)
	9/88-8/92	R			53-0233	53-0233K	Luc	164,0x20	Hand Brake
300 TD (124.133) Eng.OM603.960 (108kW)	9/86-6/93	F	F		22-0061-0	22-0061-0K	Gir	Th 19,0	
	9/86-6/93		R		22-0566-0	22-0566-0K	Ate	Th 15,0	+ASR
	9/86-6/93		R		22-0092-1		Ate	Th 15,5	
	86-6/93	F	F		23-0167			Ø 284,0 Th 21,8-19,4	Vent.
	86-6/93		R		23-0104			Ø 258,0 Th 9,0-7,3	
9/86-6/93	R			53-0233	53-0233K	Luc	164,0x20	Hand Brake	
300 TD, 4-matic (124.333) Eng.OM603.960/ 963 (105-108kW)	9/86-6/93	F	F		22-0061-0	22-0061-0K	Gir	Th 19,0	
	9/86-6/93		R		22-0566-0	22-0566-0K	Ate	Th 15,0	+ASR
	9/86-6/93		R		22-0092-1		Ate	Th 15,5	
	86-6/93	F	F		23-0321			Ø 284,0 Th 22,0-19,4	Vent.
	86-6/93		R		23-0104			Ø 258,0 Th 9,0-7,3	
9/86-6/93	R			53-0233	53-0233K	Luc	164,0x20	Hand Brake	
320 E (124.032) Eng.M104.992 (162kW)	10/92-6/93	F	F		22-0667-1	22-0667-1K	Ate	Th 16,0	Ch B864308-
	10/92-6/93		R		22-0667-0	22-0667-0K	Ate	Th 17,5	Ch -B864307
	10/92-6/93		R		22-0203-0	22-0203-0K	Ate	Th 15,0	
	92-93	F	F		23-0320			Ø 295,0 Th 22,0-19,4	Vent.
	92-93		R		23-0277C			Ø 278,0 Th 9,0-7,3	(Coated)
10/92-6/93	R			53-0234	53-0234K	Luc	164,0x25	Hand Brake	
400 E 4.2 (124.034) Eng.M119.975 (205kW)	10/92-6/93	F	F		22-0667-1	22-0667-1K	Ate	Th 16,0	Ch B864308-
	10/92-6/93		R		22-0667-0	22-0667-0K	Ate	Th 17,5	Ch -B864307
	10/92-6/93		R		22-0203-0	22-0203-0K	Ate	Th 15,0	
	10/92-6/93	F	F		53-0234	53-0234K	Luc	164,0x25	Hand Brake
	10/92-6/93		R		53-0234	53-0234K	Luc	164,0x25	Hand Brake
500 E (124.036) Eng.M119.974 (240kW)	1/91-6/93	F	F		22-0667-1	22-0667-1K	Ate	Th 16,0	Ch B864308-
	1/91-6/93		R		22-0667-0	22-0667-0K	Ate	Th 17,5	Ch -B864307
	-93		R		22-0203-0	22-0203-0K	Ate	Th 15,0	
	93-	F	F		22-0567-0	22-0567-0K	Ate	Th 15,5	
	1/91-6/93		R		53-0234	53-0234K	Luc	164,0x25	Hand Brake
500 E AMG 6.0 (275kW)	1/92-6/93	R		53-0234	53-0234K	Luc	164,0x25	Hand Brake	
<b>T-Model II SW (S124) 9/85-9/89</b>									
200 (124.081) Eng.M102.963 (87kW)	9/88-9/89	F	F		22-0061-0	22-0061-0K	Gir	Th 19,0	
	9/88-9/89		R		22-0203-0	22-0203-0K	Ate	Th 15,0	
	9/88-9/89	R			53-0233	53-0233K	Luc	164,0x20	Hand Brake
200 D (124.180) Eng.OM601.912 (53-55kW)	9/85-9/89	F	F		22-0061-0	22-0061-0K	Gir	Th 19,0	
	9/85-9/89		R		22-0203-0	22-0203-0K	Ate	Th 15,0	
	85-89	F	F		23-0124			Ø 284,0 Th 12,0-10,0	
	85-89		R		23-0277C			Ø 278,0 Th 9,0-7,3	(Coated)
9/85-9/89	R			53-0233	53-0233K	Luc	164,0x20	Hand Brake	
200 E Eng.M102.962 (90kW)	9/88-9/89	F	F		22-0061-0	22-0061-0K	Gir	Th 19,0	
	9/88-9/89		R		22-0203-0	22-0203-0K	Ate	Th 15,0	
	9/88-9/89	R			53-0233	53-0233K	Luc	164,0x20	Hand Brake
200 T (124.080) Eng.M102.922 (75-77-80kW)	9/85-9/89	F	F		22-0061-0	22-0061-0K	Gir	Th 19,0	
	9/85-9/89		R		22-0203-0	22-0203-0K	Ate	Th 15,0	
	85-89	F	F		23-0124			Ø 284,0 Th 12,0-10,0	
	85-89		R		23-0277C			Ø 278,0 Th 9,0-7,3	(Coated)
9/85-9/89	R			53-0233	53-0233K	Luc	164,0x20	Hand Brake	
230, Kat. (124.083) Eng.M102.982 (97-100kW)	9/85-9/89	F	F		22-0061-0	22-0061-0K	Gir	Th 19,0	
	9/85-9/89		R		22-0203-0	22-0203-0K	Ate	Th 15,0	
	85-	F	F		23-0124			Ø 284,0 Th 12,0-10,0	Ch -F081909
	-9/89		R		23-0167			Ø 284,0 Th 21,8-19,4	Ch F081910-, Vent.
	85-89	R			23-0277C			Ø 278,0 Th 9,0-7,3	(Coated)
9/85-9/89	R			53-0233	53-0233K	Luc	164,0x20	Hand Brake	


















		Spare Parts	F/R	L/R	METELLI ref.	METELLI ref. w/KIT		DIMENSIONS mm.	NOTE	
250 D (124.185) Eng.OM602.912 (66-69kW)	9/85-9/89	F	F		22-0061-0	22-0061-0K	Gir	Th 19,0		
			R		22-0203-0	22-0203-0K	Ate	Th 15,0		
		R	F		23-0124				Ø 284,0 Th 12,0-10,0	
			R		23-0277C				Ø 278,0 Th 9,0-7,3	(Coated)
			R		53-0233	53-0233K	Luc	164,0x20	Hand Brake	
260 FGST. Eng.M103.940 (118-122kW)	9/85-9/89	F	F		22-0061-0	22-0061-0K	Gir	Th 19,0		
			R		22-0203-0	22-0203-0K	Ate	Th 15,0		
		R		53-0233	53-0233K	Luc	164,0x20	Hand Brake		
300 (124.090) Eng.M103.983 (132-138kW)	1/86-9/89	F	F		22-0061-0	22-0061-0K	Gir	Th 19,0		
			R		22-0203-0	22-0203-0K	Ate	Th 15,0		
		R	F		23-0167				Ø 284,0 Th 21,8-19,4	Vent.
			R		23-0277C				Ø 278,0 Th 9,0-7,3	(Coated)
			R		53-0233	53-0233K	Luc	164,0x20	Hand Brake	
300 4-matic (124.290) Eng.M103.985 (132-138kW)	1/86-9/89	F	F		22-0061-0	22-0061-0K	Gir	Th 19,0		
			R		22-0203-0	22-0203-0K	Ate	Th 15,0		
		R	F		23-0321				Ø 284,0 Th 22,0-19,4	Vent.
			R		23-0277C				Ø 278,0 Th 9,0-7,3	(Coated)
			R		53-0233	53-0233K	Luc	164,0x20	Hand Brake	
300 D (124.190) Eng.OM603.912 (80-81-83kW)	9/86-9/89	F	F		22-0061-0	22-0061-0K	Gir	Th 19,0		
			R		22-0203-0	22-0203-0K	Ate	Th 15,0		
		R	F		23-0124				Ø 284,0 Th 12,0-10,0	
			R		23-0277C				Ø 278,0 Th 9,0-7,3	(Coated)
			R		53-0233	53-0233K	Luc	164,0x20	Hand Brake	
300 TD, 4-matic (124.193) Eng.OM603.960 (108kW)	1/89-9/89	F	F		22-0061-0	22-0061-0K	Gir	Th 19,0		
			R		22-0203-0	22-0203-0K	Ate	Th 15,0		
		R	F		23-0167				Ø 284,0 Th 21,8-19,4	Vent.
			R		23-0277C				Ø 278,0 Th 9,0-7,3	(Coated)
			R		53-0233	53-0233K	Luc	164,0x20	Hand Brake	
300 TD, 4-matic (124.393) Eng.OM603.963 (105kW)	9/86-1/89	F	F		22-0061-0	22-0061-0K	Gir	Th 19,0		
			R		22-0203-0	22-0203-0K	Ate	Th 15,0		
		R	F		23-0321				Ø 284,0 Th 22,0-19,4	Vent.
			R		23-0277C				Ø 278,0 Th 9,0-7,3	(Coated)
			R		53-0233	53-0233K	Luc	164,0x20	Hand Brake	
<b>T-Model II SW (S124) 9/89-6/93</b>										
200 (124.079) Eng.M111.940 (100kW)	10/92-6/93	F	F		22-0061-0	22-0061-0K	Gir	Th 19,0		
			R		22-0203-0	22-0203-0K	Ate	Th 15,0		
		R		53-0233	53-0233K	Luc	164,0x20	Hand Brake		
200 (124.080) Eng.M102.922 (75-77-80kW)	9/89-5/90	F	F		22-0061-0	22-0061-0K	Gir	Th 19,0		
			R		22-0203-0	22-0203-0K	Ate	Th 15,0		
		R	F		23-0124				Ø 284,0 Th 12,0-10,0	
			R		23-0277C				Ø 278,0 Th 9,0-7,3	(Coated)
			R		53-0233	53-0233K	Luc	164,0x20	Hand Brake	
200 (124.081) Eng.M102.963 (87kW)	9/89-8/92	F	F		22-0061-0	22-0061-0K	Gir	Th 19,0		
			R		22-0203-0	22-0203-0K	Ate	Th 15,0		
		R		53-0233	53-0233K	Luc	164,0x20	Hand Brake		
200 D (124.180) Eng.OM601.912 (53-55kW)	9/89-8/91	F	F		22-0061-0	22-0061-0K	Gir	Th 19,0		
			R		22-0203-0	22-0203-0K	Ate	Th 15,0		
		R	F		23-0124				Ø 284,0 Th 12,0-10,0	
			R		23-0277C				Ø 278,0 Th 9,0-7,3	(Coated)
220 (124.082) Eng.M111.960 (110kW)	10/92-5/93	F	F		22-0061-0	22-0061-0K	Gir	Th 19,0		
			R		22-0203-0	22-0203-0K	Ate	Th 15,0		
		R		53-0233	53-0233K	Luc	164,0x20	Hand Brake		
230, Kat. (124.083) Eng.M102.982 (97-100kW)	9/89-8/92	F	F		22-0061-0	22-0061-0K	Gir	Th 19,0		
			R		22-0203-0	22-0203-0K	Ate	Th 15,0		
		R	F		23-0167				Ø 284,0 Th 21,8-19,4	Vent.
			R		23-0277C				Ø 278,0 Th 9,0-7,3	(Coated)
			R		53-0233	53-0233K	Luc	164,0x20	Hand Brake	
250 D (124.185) Eng.OM602.912 (66-69kW)	9/89-6/93	F	F		22-0061-0	22-0061-0K	Gir	Th 19,0		
			R		22-0203-0	22-0203-0K	Ate	Th 15,0		
		R	F		23-0124				Ø 284,0 Th 12,0-10,0	
			R		23-0277C				Ø 278,0 Th 9,0-7,3	(Coated)
			R		53-0233	53-0233K	Luc	164,0x20	Hand Brake	
250 TD (124.188) Eng.OM602.962 (93kW)	9/89-6/93	F	F		22-0061-0	22-0061-0K	Gir	Th 19,0		
			R		22-0203-0	22-0203-0K	Ate	Th 15,0		
		R	F		23-0167				Ø 284,0 Th 21,8-19,4	Vent.
			R		23-0277C				Ø 278,0 Th 9,0-7,3	(Coated)
			R		53-0233	53-0233K	Luc	164,0x20	Hand Brake	


























		Spare Parts	F/R	L/R	METELLI ref.	METELLI ref. w/KIT		DIMENSIONS mm.	NOTE
260 FGST. Eng.M103.940 (118-122kW)	9/89-8/92	F	F		22-0061-0	22-0061-0K	Gir	Th 19,0	
	9/89-8/92		R		22-0203-0	22-0203-0K	Ate	Th 15,0	
	9/89-8/92	R			53-0233	53-0233K	Luc	164,0x20	Hand Brake
280 (124.088) Eng.M104.942 (145kW)	10/92-6/93	F	F		22-0061-0	22-0061-0K	Gir	Th 19,0	
	10/92-6/93		R		22-0203-0	22-0203-0K	Ate	Th 15,0	
	10/92-6/93	R			53-0234	53-0234K	Luc	164,0x25	Hand Brake
300 (124.090) Eng.M103.983 (132-138kW)	9/89-6/93	F	F		22-0061-0	22-0061-0K	Gir	Th 19,0	
	9/89-6/93		R		22-0203-0	22-0203-0K	Ate	Th 15,0	
	89-93	F		23-0167			Ø 284,0 Th 21,8-19,4	Vent.	
	89-93	R		23-0277C			Ø 278,0 Th 9,0-7,3	(Coated)	
	9/89-6/93	R		53-0233	53-0233K	Luc	164,0x20	Hand Brake	
300 4-matic (124.290) Eng.M103.985 (132-138kW)	9/89-6/93	F	F		22-0061-0	22-0061-0K	Gir	Th 19,0	
	9/89-6/93		R		22-0203-0	22-0203-0K	Ate	Th 15,0	
	89-93	F		23-0321			Ø 284,0 Th 22,0-19,4	Vent.	
	89-93	R		23-0277C			Ø 278,0 Th 9,0-7,3	(Coated)	
	9/89-6/93	R		53-0233	53-0233K	Luc	164,0x20	Hand Brake	
300 D (124.190) Eng.OM603.912 (80-81-83kW)	9/89-6/93	F	F		22-0061-0	22-0061-0K	Gir	Th 19,0	
	9/89-6/93		R		22-0203-0	22-0203-0K	Ate	Th 15,0	
	9/89-93	F		23-0124			Ø 284,0 Th 12,0-10,0		
	9/89-93	R		23-0277C			Ø 278,0 Th 9,0-7,3	(Coated)	
	9/89-6/93	R		53-0233	53-0233K	Luc	164,0x20	Hand Brake	
300 TD, 4-matic (124.193) Eng.OM603.960 (108kW)	9/89-6/93	F	F		22-0061-0	22-0061-0K	Gir	Th 19,0	
	9/89-6/93		R		22-0203-0	22-0203-0K	Ate	Th 15,0	
	9/89-93	F		23-0167			Ø 284,0 Th 21,8-19,4	Vent.	
	9/89-93	R		23-0277C			Ø 278,0 Th 9,0-7,3	(Coated)	
	9/89-6/93	R		53-0233	53-0233K	Luc	164,0x20	Hand Brake	
300 TD, 4-matic (124.393) Eng.OM603.963 (105kW)	1/89-6/93	F	F		22-0061-0	22-0061-0K	Gir	Th 19,0	
	1/89-6/93		R		22-0203-0	22-0203-0K	Ate	Th 15,0	
	9/89-93	F		23-0321			Ø 284,0 Th 22,0-19,4	Vent.	
	9/89-93	R		23-0277C			Ø 278,0 Th 9,0-7,3	(Coated)	
	1/89-6/93	R		53-0233	53-0233K	Luc	164,0x20	Hand Brake	
300-24 (124.091) Eng.M104.980 (162kW)	9/89-8/92	F	F		22-0667-0	22-0667-0K	Ate	Th 17,5	
	9/89-8/92		R		22-0203-0	22-0203-0K	Ate	Th 15,0	
	89-92	F		23-0320			Ø 295,0 Th 22,0-19,4	Vent.	
	9/89-8/92	R		53-0233	53-0233K	Luc	164,0x20	Hand Brake	
320 (124.092) Eng.M104.992 (162kW)	10/92-6/93	F	F		22-0667-1	22-0667-1K	Ate	Th 16,0	Ch B864308-
	10/92-6/93		F		22-0667-0	22-0667-0K	Ate	Th 17,5	Ch -B864307
	10/92-6/93		R		22-0203-0	22-0203-0K	Ate	Th 15,0	
<b>Vaneo (W414) 2/02-</b>									
1.6 Eng.M166.961 (60kW)	2/02-	F	F		22-0310-1	22-0310-1K	Gir	Th 19,5	
	2/02-		R		22-0565-0		Gir	Th 14,5	
	02-	F		23-0598			Ø 270,0 Th 22,0-19,4	Vent.	
	02-	R		23-0599			Ø 258,0 Th 8,0-7,0		
	2/02-	R		53-0233	53-0233K	Luc	164,0x20	Hand Brake	
1.6 Eng.M166.961 (75kW)	2/02-	F	F		22-0310-1	22-0310-1K	Gir	Th 19,5	
	2/02-		R		22-0565-0		Gir	Th 14,5	
	02-	F		23-0598			Ø 270,0 Th 22,0-19,4	Vent.	
	02-	R		23-0599			Ø 258,0 Th 8,0-7,0		
	2/02-	R		53-0233	53-0233K	Luc	164,0x20	Hand Brake	
1.7 CDi Eng.OM668.914 (55kW)	2/02-	F	F		22-0310-1	22-0310-1K	Gir	Th 19,5	
	2/02-		R		22-0565-0		Gir	Th 14,5	
	02-	F		23-0598			Ø 270,0 Th 22,0-19,4	Vent.	
	02-	R		23-0599			Ø 258,0 Th 8,0-7,0		
	2/02-	R		53-0233	53-0233K	Luc	164,0x20	Hand Brake	
1.7 CDi Eng.OM668.914 (67kW)	2/02-	F	F		22-0310-1	22-0310-1K	Gir	Th 19,5	
	2/02-		R		22-0565-0		Gir	Th 14,5	
	02-	F		23-0598			Ø 270,0 Th 22,0-19,4	Vent.	
	02-	R		23-0599			Ø 258,0 Th 8,0-7,0		
	2/02-	R		53-0233	53-0233K	Luc	164,0x20	Hand Brake	
1.7 CDi Eng.OM668.940 (70kW)	2/02-	F	F		22-0310-1	22-0310-1K	Gir	Th 19,5	
	2/02-		R		22-0565-0		Gir	Th 14,5	
	02-	F		23-0598			Ø 270,0 Th 22,0-19,4	Vent.	
	02-	R		23-0599			Ø 258,0 Th 8,0-7,0		
	2/02-	R		53-0233	53-0233K	Luc	164,0x20	Hand Brake	
1.9 Eng.M166.991 (92kW)	2/02-	F	F		22-0310-1	22-0310-1K	Gir	Th 19,5	
	2/02-		R		22-0565-0		Gir	Th 14,5	
	02-	F		23-0598			Ø 270,0 Th 22,0-19,4	Vent.	

			Spare Parts	F/R	L/R	METELLI ref.	METELLI ref. w/KIT		DIMENSIONS mm.	NOTE
1.9 Eng.M166.991 (92kW)		02-2/02-		R		23-0599			Ø 258,0 Th 8,0-7,0	
				R		53-0233	53-0233K	Luc	164,0x20	Hand Brake
<b>Viano (W639) 9/03-</b>										
2.2 CDi Eng.OM646.980 (85kW)		05-		F		22-0575-0	22-0575-0K	Bosch	Th 21,0	
		05-		R		22-0576-0	22-0576-0K	Bosch	Th 18,5	
		05-		F		23-0723			Ø 300,0 Th 28,0-25,0	Vent.
		05-		R		23-0712			Ø 296,0 Th 10,0-8,0	
		05-		R		53-0248	53-0248K		186,0x20	Hand Brake
2.2 CDi Eng.OM646.982 (110kW)		9/03-		F		22-0575-0	22-0575-0K	Bosch	Th 21,0	
		9/03-		R		22-0576-0	22-0576-0K	Bosch	Th 18,5	
		03-		F		23-0723			Ø 300,0 Th 28,0-25,0	Vent.
		03-		R		23-0712			Ø 296,0 Th 10,0-8,0	
		9/03-		R		53-0248	53-0248K		186,0x20	Hand Brake
2.2 CDi Eng.OM646.982 (80kW)		9/03-		F		22-0575-0	22-0575-0K	Bosch	Th 21,0	
		9/03-		R		22-0576-0	22-0576-0K	Bosch	Th 18,5	
		03-		F		23-0723			Ø 300,0 Th 28,0-25,0	Vent.
		03-		R		23-0712			Ø 296,0 Th 10,0-8,0	
		9/03-		R		53-0248	53-0248K		186,0x20	Hand Brake
3.0 CDi Eng.OM642 (150kW)		3/06-		F		22-0575-0	22-0575-0K	Bosch	Th 21,0	
		3/06-		R		22-0576-0	22-0576-0K	Bosch	Th 18,5	
		06-		F		23-0723			Ø 300,0 Th 28,0-25,0	Vent.
		06-		R		23-0712			Ø 296,0 Th 10,0-8,0	
3.2 Eng.M112.951 (140kW)		9/03-		F		22-0575-0	22-0575-0K	Bosch	Th 21,0	
		9/03-		R		22-0576-0	22-0576-0K	Bosch	Th 18,5	
		03-		F		23-0723			Ø 300,0 Th 28,0-25,0	Vent.
		03-		R		23-0712			Ø 296,0 Th 10,0-8,0	
		9/03-		R		53-0248	53-0248K		186,0x20	Hand Brake
3.2 Eng.M112.951 (160kW)		9/03-		F		22-0575-0	22-0575-0K	Bosch	Th 21,0	
		9/03-		R		22-0576-0	22-0576-0K	Bosch	Th 18,5	
		03-		F		23-0723			Ø 300,0 Th 28,0-25,0	Vent.
		03-		R		23-0712			Ø 296,0 Th 10,0-8,0	
		9/03-		R		53-0248	53-0248K		186,0x20	Hand Brake
3.5 (190kW)		07-		F		22-0575-0	22-0575-0K	Bosch	Th 21,0	
		07-		R		22-0576-0	22-0576-0K	Bosch	Th 18,5	
3.7 Eng.M112.976 (170kW)		6/04-		F		22-0575-0	22-0575-0K	Bosch	Th 21,0	
		6/04-		R		22-0576-0	22-0576-0K	Bosch	Th 18,5	
		04-		F		23-0723			Ø 300,0 Th 28,0-25,0	Vent.
		6/04-		R		53-0248	53-0248K		186,0x20	Hand Brake
		6/04-		R		53-0236	53-0236K	Bosch	180,0x20	Hand Brake

## MERCEDES BENZ LCV



















































<b>200-300 (BM460) 2/79-</b>										
200		5/86-		R		18-0221			Ø 260,0	Incl. Italy
230 (66-75kW)		2/79-8/85		R		18-0221			Ø 260,0	
240 (90-92kW)		2/79-		R		18-0221			Ø 260,0	
250 (53kW)		8/87-		R		18-0221			Ø 260,0	
280 (110-115kW)		2/79-		R		18-0221			Ø 260,0	
300 (65-83kW)		2/79-		R		18-0221			Ø 260,0	
350 TD (100kW)		91-97		R		18-0221			Ø 260,0	
<b>MB100 (631) 2/88-12/94</b>										
2.0 D (44kW)		4/88-8/93		R		53-0100		Luc	254,0x57	Hand Brake
		4/88-8/93		R		53-0342		Luc	255,0x57	Van Mevosa (Motor iberica)
2.0 D (45kW)		9/93-4/96		R		53-0100		Luc	254,0x57	Hand Brake
		9/93-4/96		R		53-0342		Luc	255,0x57	Van Mevosa (Motor iberica)
2.4 D Eng.OM616.963 (41-53-55kW)		-91		F		22-0055-1		Bdx	Th 14,0	
		91-		F		22-0055-0		Bdx	Th 14,0	
		88-		F		23-0308			Ø 238,5 Th 16,0-14,5	
		2/88-5/92		R		53-0100		Luc	254,0x57	Hand Brake
		2/88-5/92		R		53-0342		Luc	255,0x57	Van Mevosa (Motor iberica)
		88-		R		18-0222			Ø 254,0	
<b>Sprinter I 2-T (901, 902) 2/95-5/06</b>										
208 CDi Eng.OM611.987 (60kW)		-04		F		22-0256-0	22-0256-0K	Ate	Th 20,5	
		04-		F		22-0256-1	22-0256-1K	Ate	Th 20,5	
		4/00-		R		22-0571-0	22-0571-0K	Ate	Th 17,0	
		4/00-		F		23-0418			Ø 276,0 Th 22,0-19,0	Axle -S482213, Vent., 2,8t-3,5t
		4/00-		R		23-0491			Ø 258,0 Th 12,0-10,0	2,8t
		4/00-		R		23-0492			Ø 272,0 Th 16,0-14,0	3,5 t

		Spare Parts	F/R	L/R	METELLI ref.	METELLI ref. w/KIT		DIMENSIONS mm.	NOTE
208 CDi Eng.OM611.987 (60kW)	-00 4/00-5/06		R		53-0100		Luc	254,0x57	2t, 3t, Hand Brake
			R		53-0239	53-0239K	Bosch	160,0x40	Hand Brake
208 D Eng.OM601.943 (58-60kW)	2/95-4/00 2/95-4/00		F		22-0256-0	22-0256-0K	Ate	Th 20,5	
			R		22-0571-0	22-0571-0K	Ate	Th 17,0	
		F		23-0418				Ø 276,0 Th 22,0-19,0	Vent., 2,8t-3,5t
		R		23-0491				Ø 258,0 Th 12,0-10,0	2,8t
		R		23-0492				Ø 272,0 Th 16,0-14,0	3,5 t
	2/95-4/00 2/95-4/00		R		53-0239	53-0239K	Bosch	160,0x40	Hand Brake
			R		53-0100		Luc	254,0x57	Hand Brake
210 D Eng.OM602.980 (75kW)	1/97-4/00 1/97-4/00		F		22-0256-0	22-0256-0K	Ate	Th 20,5	
			R		22-0571-0	22-0571-0K	Ate	Th 17,0	
	97- 97- 97-		F		23-0418			Ø 276,0 Th 22,0-19,0	Vent.
			R		23-0491			Ø 258,0 Th 12,0-10,0	2,8t
			R		23-0492			Ø 272,0 Th 16,0-14,0	3,5 t
	1/97-4/00		R		53-0239	53-0239K	Bosch	160,0x40	Hand Brake
	211 CDi Eng.OM611.981 (80kW)	-04 04-		F		22-0256-0	22-0256-0K	Ate	Th 20,5
F					22-0256-1	22-0256-1K	Ate	Th 20,5	
4/00- 4/00- 4/00- 4/00-			R		22-0571-0	22-0571-0K	Ate	Th 17,0	
			F		23-0418			Ø 276,0 Th 22,0-19,0	Axle -S482213, Vent., 2,8t-3,5t
			R		23-0491			Ø 258,0 Th 12,0-10,0	2,8t
			R		23-0492			Ø 272,0 Th 16,0-14,0	3,5 t
212 D Eng.OM602.980 (90kW)	2/95-4/00 2/95-4/00		F		22-0256-0	22-0256-0K	Ate	Th 20,5	
			R		22-0571-0	22-0571-0K	Ate	Th 17,0	
	9/95- 9/95- 9/95-		F		23-0418			Ø 276,0 Th 22,0-19,0	Vent.
			R		23-0491			Ø 258,0 Th 12,0-10,0	2,8t
			R		23-0492			Ø 272,0 Th 16,0-14,0	3,5 t
	213 CDi Eng.OM611.981 (95kW)	-04 04-		F		22-0256-0	22-0256-0K	Ate	Th 20,5
F					22-0256-1	22-0256-1K	Ate	Th 20,5	
4/00- 4/00- 4/00- 4/00-			R		22-0571-0	22-0571-0K	Ate	Th 17,0	
			F		23-0418			Ø 276,0 Th 22,0-19,0	Axle -S482213, Vent., 2,8t-3,5t
			R		23-0491			Ø 258,0 Th 12,0-10,0	2,8t
			R		23-0492			Ø 272,0 Th 16,0-14,0	3,5 t
214 Eng.M111.979/ 984 (105kW)	2/95- 2/95-		F		22-0256-0	22-0256-0K	Ate	Th 20,5	
			R		22-0571-0	22-0571-0K	Ate	Th 17,0	
	9/95- 9/95- 9/95-		F		23-0418			Ø 276,0 Th 22,0-19,0	Vent.
			R		23-0491			Ø 258,0 Th 12,0-10,0	2,8t
			R		23-0492			Ø 272,0 Th 16,0-14,0	3,5 t
	2/95-5/06 2/95-5/06		R		53-0239	53-0239K	Bosch	160,0x40	Hand Brake
		R		53-0100		Luc	254,0x57	2t, 3t, Hand Brake	
214 NGT Eng.M111.984 (92kW)	-04 04-		F		22-0256-0	22-0256-0K	Ate	Th 20,5	
			F		22-0256-1	22-0256-1K	Ate	Th 20,5	
	4/00- 4/00- 4/00-		R		22-0571-0	22-0571-0K	Ate	Th 17,0	
			F		23-0418			Ø 276,0 Th 22,0-19,0	Vent.
			R		23-0491			Ø 258,0 Th 12,0-10,0	2,8t
	4/00- 4/00-5/06		R		23-0492			Ø 272,0 Th 16,0-14,0	3,5t
				R		53-0239	53-0239K	Bosch	160,0x40
		R		53-0100		Luc	254,0x57	2t, 3t, Hand Brake	
216 CDi Eng.OM612.981 (115kW)	-04 04-		F		22-0256-0	22-0256-0K	Ate	Th 20,5	
			F		22-0256-1	22-0256-1K	Ate	Th 20,5	
	4/00- 4/00- 4/00- 4/00-		R		22-0571-0	22-0571-0K	Ate	Th 17,0	
			F		23-0418			Ø 276,0 Th 22,0-19,0	Axle -S482213, Vent., 2,8t-3,5t
			R		23-0491			Ø 258,0 Th 12,0-10,0	2,8t
			R		23-0492			Ø 272,0 Th 16,0-14,0	3,5 t
<b>Sprinter I 3-T (903) 2/95-5/06</b>									
308 CDi Eng.OM611.987 (60kW)	-04 04-		F		22-0256-0	22-0256-0K	Ate	Th 20,5	
			F		22-0256-1	22-0256-1K	Ate	Th 20,5	
	-01 01- 4/00-		R		22-0572-0	22-0572-0K	Bosch	Th 18,5	
			R		22-0311-0	22-0311-0K	Ate	Th 18,5	
			F		23-0418			Ø 276,0 Th 22,0-19,0	Axle -S482213, Vent., 2,8t-3,5t
	4/00- 4/00-		R		23-0491			Ø 258,0 Th 12,0-10,0	2,8t
			R		23-0492			Ø 272,0 Th 16,0-14,0	3,5 t
4/00-5/06		R		53-0239	53-0239K	Bosch	160,0x40	Hand Brake	
308 D 2.3 Eng.OM601.943 (60kW)	2/95-4/00 -98		F		22-0256-0	22-0256-0K	Ate	Th 20,5	
			R		22-0311-0	22-0311-0K	Ate	Th 18,5	
	98- 9/95- 9/95-		R		22-0572-0	22-0572-0K	Bosch	Th 18,5	
			F		23-0418			Ø 276,0 Th 22,0-19,0	Vent., 2,8t-3,5t
			R		23-0491			Ø 258,0 Th 12,0-10,0	2,8t















































		Spare Parts	F/R	L/R	METELLI ref.	METELLI ref. w/KIT		DIMENSIONS mm.	NOTE
308 D 2.3 Eng.OM601.943 (60kW)	9/95		R		23-0492			Ø 272,0 Th 16,0-14,0	3,5 t
	2/95-4/00		R		53-0239	53-0239K	Bosch	160,0x40	Hand Brake
308 D 2.3, 4x4 Eng.OM601.943 (58kW)	2/95-4/00		F		22-0256-0	22-0256-0K	Ate	Th 20,5	
	-98		R		22-0311-0	22-0311-0K	Ate	Th 18,5	
	98-		R		22-0572-0	22-0572-0K	Bosch	Th 18,5	
	9/95-		F		23-0418			Ø 276,0 Th 22,0-19,0	Vent., 2,8t-3,5t
	9/95-		R		23-0491			Ø 258,0 Th 12,0-10,0	2,8t
	9/95-		R		23-0492			Ø 272,0 Th 16,0-14,0	3,5 t
	2/95-4/00		R		53-0239	53-0239K	Bosch	160,0x40	Hand Brake
308 E (903.372) (40kW)	4/00-		F		23-0418			Ø 276,0 Th 22,0-19,0	Axle -S482213, Vent., 2,8t-3,5t
	4/00-		R		23-0491			Ø 258,0 Th 12,0-10,0	2,8t
	4/00-		R		23-0492			Ø 272,0 Th 16,0-14,0	3,5 t
	4/00-5/06		R		53-0239	53-0239K	Bosch	160,0x40	Hand Brake
310 D 2.9, 4x4 Eng.OM602.980 (75kW)	2/95-4/00		F		22-0256-0	22-0256-0K	Ate	Th 20,5	
	-98		R		22-0311-0	22-0311-0K	Ate	Th 18,5	
	98-		R		22-0572-0	22-0572-0K	Bosch	Th 18,5	
	9/95-		F		23-0418			Ø 276,0 Th 22,0-19,0	Vent.
	9/95-		R		23-0491			Ø 258,0 Th 12,0-10,0	2,8t
	9/95-		R		23-0492			Ø 272,0 Th 16,0-14,0	3,5 t
	2/95-4/00		R		53-0239	53-0239K	Bosch	160,0x40	Hand Brake
311 CDI, 4WD Eng.OM611.981 (80kW)	-04		F		22-0256-0	22-0256-0K	Ate	Th 20,5	
	04-		F		22-0256-1	22-0256-1K	Ate	Th 20,5	
	-01		R		22-0572-0	22-0572-0K	Bosch	Th 18,5	
	01-		R		22-0311-0	22-0311-0K	Ate	Th 18,5	
	4/00-		F		23-0418			Ø 276,0 Th 22,0-19,0	Axle -S482213, Vent., 2,8t-3,5t
	4/00-		R		23-0491			Ø 258,0 Th 12,0-10,0	2,8t
	4/00-		R		23-0492			Ø 272,0 Th 16,0-14,0	3,5 t
312 D 2.9, 4WD Eng.OM602.980 (90kW)	2/95-8/02		F		22-0256-0	22-0256-0K	Ate	Th 20,5	
	-98		R		22-0311-0	22-0311-0K	Ate	Th 18,5	
	98-	R		22-0572-0	22-0572-0K	Bosch	Th 18,5		
	9/95-		F		23-0418			Ø 276,0 Th 22,0-19,0	Vent.
	9/95-		R		23-0491			Ø 258,0 Th 12,0-10,0	2,8t
9/95-	R		23-0492			Ø 272,0 Th 16,0-14,0	3,5 t		
313 CDI, 4WD Eng.OM611.981 (95kW)	-04		F		22-0256-0	22-0256-0K	Ate	Th 20,5	
	04-		F		22-0256-1	22-0256-1K	Ate	Th 20,5	
	-01		R		22-0572-0	22-0572-0K	Bosch	Th 18,5	
	01-		R		22-0311-0	22-0311-0K	Ate	Th 18,5	
	4/00-		F		23-0418			Ø 276,0 Th 22,0-19,0	Axle -S482213, Vent., 2,8t-3,5t
	4/00-		R		23-0491			Ø 258,0 Th 12,0-10,0	2,8t
	4/00-		R		23-0492			Ø 272,0 Th 16,0-14,0	3,5 t
314 NGT Eng.M111.984 (92kW)	4/00-		F		23-0418			Ø 276,0 Th 22,0-19,0	Axle -S482213, Vent., 2,8t-3,5t
	4/00-		R		23-0491			Ø 258,0 Th 12,0-10,0	2,8t
	4/00-		R		23-0492			Ø 272,0 Th 16,0-14,0	3,5 t
	4/00-5/06		R		53-0239	53-0239K	Bosch	160,0x40	Hand Brake
314, 4WD Eng.M111.979/ 984 (105kW)	2/95-		F		22-0256-0	22-0256-0K	Ate	Th 20,5	
	-98		R		22-0311-0	22-0311-0K	Ate	Th 18,5	
	98-		R		22-0572-0	22-0572-0K	Bosch	Th 18,5	
	95-		F		23-0418			Ø 276,0 Th 22,0-19,0	Axle -S482213, Vent., 2,8t-3,5t
	95-		R		23-0491			Ø 258,0 Th 12,0-10,0	2,8t
	95-		R		23-0492			Ø 272,0 Th 16,0-14,0	3,5 t
	2/95-5/06		R		53-0239	53-0239K	Bosch	160,0x40	Hand Brake
316 CDI, 4WD Eng.OM612.981 (115kW)	-04		F		22-0256-0	22-0256-0K	Ate	Th 20,5	
	04-		F		22-0256-1	22-0256-1K	Ate	Th 20,5	
	-01		R		22-0572-0	22-0572-0K	Bosch	Th 18,5	
	01-		R		22-0311-0	22-0311-0K	Ate	Th 18,5	
	4/00-		F		23-0418			Ø 276,0 Th 22,0-19,0	Axle -S482213, Vent., 2,8t-3,5t
	4/00-		R		23-0491			Ø 258,0 Th 12,0-10,0	2,8t
	4/00-		R		23-0492			Ø 272,0 Th 16,0-14,0	3,5 t
<b>Sprinter I 4-T (904) 2/96-5/06</b>									
408 CDI Eng.OM611.987 (60kW)	-04		F		22-0262-0	22-0262-0K	Perr.	Th 20,0	
	04-		F		22-0262-1	22-0262-1K	Perr.	Th 20,0	
	4/00-		R		22-0262-0	22-0262-0K	Perr.	Th 20,0	
	00-		F		23-0418			Ø 276,0 Th 22,0-19,0	Vent.
	00-		R		23-0491			Ø 258,0 Th 12,0-10,0	2,8t
	00-		R		23-0492			Ø 272,0 Th 16,0-14,0	3,5 t
	00-		R		23-0645			Ø 285,0 Th 22,0-19,0	Vent., 4,4 t
	4/00-5/06		R		53-0240	53-0240K	Ate	170,0x40	Hand Brake



		Spare Parts	F/R	L/R	METELLI ref.	METELLI ref. w/KIT		DIMENSIONS mm.	NOTE
408 D, 4x4 Eng.OM601.943 (58kW)	2/96-		F/R		22-0262-0	22-0262-0K	Perr.	Th 20,0	
	2/96-		F		23-0418			Ø 276,0 Th 22,0-19,0	Vent.
	2/96-		R		23-0491			Ø 258,0 Th 12,0-10,0	2,8t
	2/96-		R		23-0492			Ø 272,0 Th 16,0-14,0	3,5 t
	2/96-		R		23-0645			Ø 285,0 Th 22,0-19,0	Vent., 4,4 t
	2/96-5/06		R		53-0240	53-0240K	Ate	170,0x40	Hand Brake
410 D, 4WD Eng.OM602.980 (75kW)	5/97-		F/R		22-0262-0	22-0262-0K	Perr.	Th 20,0	
	5/97-		F		23-0418			Ø 276,0 Th 22,0-19,0	Vent.
	5/97-		R		23-0491			Ø 258,0 Th 12,0-10,0	2,8t
	5/97-		R		23-0492			Ø 272,0 Th 16,0-14,0	3,5 t
	5/97-		R		23-0645			Ø 285,0 Th 22,0-19,0	Vent., 4,4 t
	5/97-5/06		R		53-0240	53-0240K	Ate	170,0x40	Hand Brake
411 CDi, 4WD Eng.OM611.981 (80kW)	-04		F		22-0262-0	22-0262-0K	Perr.	Th 20,0	
	04-		F		22-0262-1	22-0262-1K	Perr.	Th 20,0	
	4/00-		R		22-0262-0	22-0262-0K	Perr.	Th 20,0	
	00-		F		23-0418			Ø 276,0 Th 22,0-19,0	Vent.
	00-		R		23-0491			Ø 258,0 Th 12,0-10,0	2,8t
	00-	R		23-0492			Ø 272,0 Th 16,0-14,0	3,5 t	
00-	R		23-0645			Ø 285,0 Th 22,0-19,0	Vent., 4,4 t		
412 D, 4WD Eng.OM602.980 (85kW)	2/96-		F/R		22-0262-0	22-0262-0K	Perr.	Th 20,0	
	2/96-		F		23-0418			Ø 276,0 Th 22,0-19,0	Vent.
	2/96-		R		23-0491			Ø 258,0 Th 12,0-10,0	2,8t
	2/96-		R		23-0492			Ø 272,0 Th 16,0-14,0	3,5 t
	2/96-		R		23-0645			Ø 285,0 Th 22,0-19,0	Vent., 4,4 t
	2/96-5/06		R		53-0240	53-0240K	Ate	170,0x40	Hand Brake
412 D, 4WD Eng.OM602.980 (90kW)	2/96-		F/R		22-0262-0	22-0262-0K	Perr.	Th 20,0	
	2/96-		F		23-0418			Ø 276,0 Th 22,0-19,0	Vent.
	2/96-		R		23-0491			Ø 258,0 Th 12,0-10,0	2,8t
	2/96-		R		23-0492			Ø 272,0 Th 16,0-14,0	3,5 t
	2/96-		R		23-0645			Ø 285,0 Th 22,0-19,0	Vent., 4,4 t
	2/96-5/06		R		53-0240	53-0240K	Ate	170,0x40	Hand Brake
413 CDi, 4WD Eng.OM611.981 (95kW)	-04		F		22-0262-0	22-0262-0K	Perr.	Th 20,0	
	04-		F		22-0262-1	22-0262-1K	Perr.	Th 20,0	
	4/00-		R		22-0262-0	22-0262-0K	Perr.	Th 20,0	
	00-		F		23-0418			Ø 276,0 Th 22,0-19,0	Vent.
	00-		R		23-0491			Ø 258,0 Th 12,0-10,0	2,8t
	00-	R		23-0492			Ø 272,0 Th 16,0-14,0	3,5 t	
00-	R		23-0645			Ø 285,0 Th 22,0-19,0	Vent., 4,4 t		
414, 4WD Eng.M111.979/ 984 (105kW)	2/96-		F		23-0418			Ø 276,0 Th 22,0-19,0	Vent.
	2/96-		R		23-0491			Ø 258,0 Th 12,0-10,0	2,8t
	2/96-		R		23-0492			Ø 272,0 Th 16,0-14,0	3,5 t
	2/96-		R		23-0645			Ø 285,0 Th 22,0-19,0	Vent., 4,4 t
	2/96-5/06		R		53-0240	53-0240K	Ate	170,0x40	Hand Brake
416 CDi, 4WD Eng.OM612.981 (115kW)	-04		F		22-0262-0	22-0262-0K	Perr.	Th 20,0	
	04-		F		22-0262-1	22-0262-1K	Perr.	Th 20,0	
	4/00-		R		22-0262-0	22-0262-0K	Perr.	Th 20,0	
	00-		F		23-0418			Ø 276,0 Th 22,0-19,0	Vent.
	00-		R		23-0491			Ø 258,0 Th 12,0-10,0	2,8t
	00-	R		23-0492			Ø 272,0 Th 16,0-14,0	3,5 t	
00-	R		23-0645			Ø 285,0 Th 22,0-19,0	Vent., 4,4 t		
4/00-5/06		R		53-0240	53-0240K	Ate	170,0x40	Hand Brake	
<b>Sprinter I 6-T (905) 4/01-5/06</b>									
616 CDi Eng.OM612.981 (115kW)	4/01-		F		22-0578-5		Bre	Th 20,0	
	4/01-		R		22-0262-0	22-0262-0K	Perr.	Th 20,0	
<b>Sprinter II 3,5-T (906) 6/06-</b>									
309 CDi Eng.OM646.984 (65kW)	6/06-		F		22-0671-0	22-0671-0K	Bre	Th 21,0	
	6/06-		R		22-0672-0	22-0672-0K	Bosch	Th 19,5	
	06-		F		23-0881			Ø 300,0 Th 28,0-25,0	Vent.
	06-		R		23-0936			Ø 298,0 Th 16,0-14,0	
6/06-		R		53-0246	53-0246K		180,0x25	Hand Brake	
311 CDi Eng.OM646.985 (80kW)	6/06-		F		22-0671-0	22-0671-0K	Bre	Th 21,0	
	6/06-		R		22-0672-0	22-0672-0K	Bosch	Th 19,5	
	06-		F		23-0881			Ø 300,0 Th 28,0-25,0	Vent.
	06-		R		23-0936			Ø 298,0 Th 16,0-14,0	
6/06-		R		53-0246	53-0246K		180,0x25	Hand Brake	
313 CDi Eng.OM646.DELA (95kW)	6/06-		F		22-0671-0	22-0671-0K	Bre	Th 21,0	
	6/06-		R		22-0672-0	22-0672-0K	Bosch	Th 19,5	

		Spare Parts	F/R	L/R	METELLI ref.	METELLI ref. w/KIT		DIMENSIONS mm.	NOTE
313 CDi Eng.OM646.DELA (95kW)	06-		F		23-0881			Ø 300,0 Th 28,0-25,0	Vent.
315 CDi Eng.OM646.984 (110kW)	6/06-		F		22-0671-0	22-0671-0K	Bre	Th 21,0	
	6/06-		R		22-0672-0	22-0672-0K	Bosch	Th 19,5	
	06-		F		23-0881			Ø 300,0 Th 28,0-25,0	Vent.
	06-		R		23-0936			Ø 298,0 Th 16,0-14,0	
	6/06-		R		53-0246	53-0246K		180,0x25	Hand Brake
318 CDi Eng.OM646.984 (135kW)	6/06-		F		22-0671-0	22-0671-0K	Bre	Th 21,0	
	6/06-		R		22-0672-0	22-0672-0K	Bosch	Th 19,5	
	06-		F		23-0881			Ø 300,0 Th 28,0-25,0	Vent.
	06-		R		23-0936			Ø 298,0 Th 16,0-14,0	
	6/06-		R		53-0246	53-0246K		180,0x25	Hand Brake
324 Eng.M272.E35 (190kW)	6/06-		F		22-0671-0	22-0671-0K	Bre	Th 21,0	
	6/06-		R		22-0672-0	22-0672-0K	Bosch	Th 19,5	
	06-		F		23-0881			Ø 300,0 Th 28,0-25,0	Vent.
	06-		R		23-0936			Ø 298,0 Th 16,0-14,0	
	6/06-		R		53-0246	53-0246K		180,0x25	Hand Brake
<b>Sprinter II 3-T (906) 6/06-</b>									
209 CDi Eng.OM646.984 (65kW)	6/06-		F		22-0671-0	22-0671-0K	Bre	Th 21,0	
	6/06-		R		22-0672-0	22-0672-0K	Bosch	Th 19,5	
	06-		F		23-0881			Ø 300,0 Th 28,0-25,0	Vent.
	6/06-		R		53-0246	53-0246K		180,0x25	Hand Brake
211 CDi Eng.OM646.984 (80kW)	6/06-		F		22-0671-0	22-0671-0K	Bre	Th 21,0	
	6/06-		R		22-0672-0	22-0672-0K	Bosch	Th 19,5	
	06-		F		23-0881			Ø 300,0 Th 28,0-25,0	Vent.
	06-		R		23-0936			Ø 298,0 Th 16,0-14,0	
	6/06-		R		53-0246	53-0246K		180,0x25	Hand Brake
211 CDI Eng.OM646.985 (80kW)	6/06-		R		53-0246	53-0246K		180,0x25	Hand Brake
213 CDi Eng.OM646.DELA (95kW)	6/06-		F		22-0671-0	22-0671-0K	Bre	Th 21,0	
	6/06-		R		22-0672-0	22-0672-0K	Bosch	Th 19,5	
	06-		F		23-0881			Ø 300,0 Th 28,0-25,0	Vent.
	06-		R		23-0936			Ø 298,0 Th 16,0-14,0	
	6/06-		R		53-0246	53-0246K		180,0x25	Hand Brake
215 CDi Eng.OM646.986 (110kW)	6/06-		F		22-0671-0	22-0671-0K	Bre	Th 21,0	
	6/06-		R		22-0672-0	22-0672-0K	Bosch	Th 19,5	
	06-		F		23-0881			Ø 300,0 Th 28,0-25,0	Vent.
	06-		R		23-0936			Ø 298,0 Th 16,0-14,0	
	6/06-		R		53-0246	53-0246K		180,0x25	Hand Brake
218 CDi Eng.OM642.992 (135kW)	6/06-		F		22-0671-0	22-0671-0K	Bre	Th 21,0	
	6/06-		R		22-0672-0	22-0672-0K	Bosch	Th 19,5	
	06-		F		23-0881			Ø 300,0 Th 28,0-25,0	Vent.
	06-		R		23-0936			Ø 298,0 Th 16,0-14,0	
	6/06-		R		53-0246	53-0246K		180,0x25	Hand Brake
224 Eng.M272.E35 (190kW)	6/06-		F		22-0671-0	22-0671-0K	Bre	Th 21,0	
	6/06-		R		22-0672-0	22-0672-0K	Bosch	Th 19,5	
	06-		F		23-0881			Ø 300,0 Th 28,0-25,0	Vent.
	06-		R		23-0936			Ø 298,0 Th 16,0-14,0	
	6/06-		R		53-0246	53-0246K		180,0x25	Hand Brake
<b>Sprinter II 4,6-T (906) 6/06-</b>									
413 CDi Eng.OM646.DELA (95kW)	6/06-		R		53-0249			174,0x42	rear axle SA 741, Hand Brake
<b>Sprinter II 5-T (906) 6/06-</b>									
509 CDi Eng.OM646.984 (65kW)	6/06-		F		22-0673-0	22-0673-0K	Bre	Th 20,5	
	6/06-		R		22-0674-0	22-0674-0K	Bosch	Th 20,5	
	06-		F		23-0881			Ø 300,0 Th 28,0-25,0	Vent.
	06-		R		23-0880			Ø 303,0 Th 28,0-25,0	Vent.
	6/06-		R		53-0246	53-0246K		180,0x25	Hand Brake
511 CDi Eng.OM646.985 (80kW)	6/06-		F		22-0673-0	22-0673-0K	Bre	Th 20,5	
	6/06-		R		22-0674-0	22-0674-0K	Bosch	Th 20,5	
	06-		F		23-0881			Ø 300,0 Th 28,0-25,0	Vent.
	06-		R		23-0880			Ø 303,0 Th 28,0-25,0	Vent.
	6/06-		R		53-0246	53-0246K		180,0x25	Hand Brake
513 CDi Eng.OM646.DELA (95kW)	06-		F		23-0881			Ø 300,0 Th 28,0-25,0	Vent.
	06-		R		23-0880			Ø 303,0 Th 28,0-25,0	Vent.
515 CDi Eng.OM646.DELA (110kW)	6/06-		F		22-0673-0	22-0673-0K	Bre	Th 20,5	
	6/06-		R		22-0674-0	22-0674-0K	Bosch	Th 20,5	
	06-		F		23-0881			Ø 300,0 Th 28,0-25,0	Vent.
	06-		R		23-0880			Ø 303,0 Th 28,0-25,0	Vent.
	6/06-		R		53-0246	53-0246K		180,0x25	Hand Brake

		Spare Parts	F/R	L/R	METELLI ref.	METELLI ref. w/KIT		DIMENSIONS mm.	NOTE
518 CDi Eng.OM642.DELA (135kW)	6/06-	F	F		22-0673-0	22-0673-0K	Bre	Th 20,5	
	6/06-		R		22-0674-0	22-0674-0K	Bosch	Th 20,5	
	06-	F	F		23-0881			Ø 300,0 Th 28,0-25,0	Vent.
	06-		R		23-0880			Ø 303,0 Th 28,0-25,0	Vent.
	6/06-	R			53-0246	53-0246K		180,0x25	Hand Brake
524 Eng.M272.E35 (190kW)	06-	F		23-0881			Ø 300,0 Th 28,0-25,0	Vent.	
<b>Trasporter (BM601) 5/77-1/95</b>									
207 D Eng.OM616.917/ 934 (48kW)	5/77-1/95	F	F		22-0014-0	22-0014-0K	Perr.	Th 18,0	
	5/77-1/95		R		22-0014-4		Perr.	Th 18,0	
	77-82	F		23-0210			Ø 279,5 Th 16,0-13,0		
	5/77-1/95	R		53-0238		Perr.	230,0x35	Hand Brake	
	77-82	R		18-0220			Ø 230,0		
207 D Eng.OM616.937/ 939 (53kW)	5/77-1/95	F	F		22-0014-0	22-0014-0K	Perr.	Th 18,0	
	5/77-1/95		R		22-0014-4		Perr.	Th 18,0	
	82-90	F		23-0210			Ø 279,5 Th 16,0-13,0		
	5/77-1/95	R		53-0238		Perr.	230,0x35	Hand Brake	
	82-90	R		18-0220			Ø 230,0		
208 Eng.M115.955/ 972 (63kW)	5/77-1/95	F	F		22-0014-0	22-0014-0K	Perr.	Th 18,0	
	5/77-1/95		R		22-0014-4		Perr.	Th 18,0	
	77-82	F		23-0210			Ø 279,5 Th 16,0-13,0		
	5/77-1/95	R		53-0238		Perr.	230,0x35	Hand Brake	
	5/77-	R		18-0220			Ø 230,0		
208 D Eng.OM601.940 (58-60kW)	5/77-1/95	F	F		22-0014-0	22-0014-0K	Perr.	Th 18,0	
	5/77-1/95		R		22-0014-4		Perr.	Th 18,0	
	88-96	F		23-0210			Ø 279,5 Th 16,0-13,0		
	5/77-1/95	R		53-0238		Perr.	230,0x35	Hand Brake	
	9/88-	R		18-0220			Ø 230,0		
209 D Eng.OM617.913 (65kW)	5/77-1/95	F	F		22-0014-0	22-0014-0K	Perr.	Th 18,0	
	5/77-1/95		R		22-0014-4		Perr.	Th 18,0	
	82-90	F		23-0210			Ø 279,5 Th 16,0-13,0		
	5/77-1/95	R		53-0238		Perr.	230,0x35	Hand Brake	
	5/77-	R		18-0220			Ø 230,0		
210 Eng.M102.945/ 942 (70-77kW)	5/77-1/95	F	F		22-0014-0	22-0014-0K	Perr.	Th 18,0	
	5/77-1/95		R		22-0014-4		Perr.	Th 18,0	
	82-96	F		23-0210			Ø 279,5 Th 16,0-13,0		
	5/77-1/95	R		53-0238		Perr.	230,0x35	Hand Brake	
	5/77-	R		18-0220			Ø 230,0		
210 D Eng.OM602.940 (70-72kW)	5/77-1/95	F	F		22-0014-0	22-0014-0K	Perr.	Th 18,0	
	5/77-1/95		R		22-0014-4		Perr.	Th 18,0	
	88-95	F		23-0210			Ø 279,5 Th 16,0-13,0		
	5/77-1/95	R		53-0238		Perr.	230,0x35	Hand Brake	
	9/88-95	R		18-0220			Ø 230,0		
<b>Trasporter (BM602) 5/77-1/95</b>									
307 D Eng.OM616.937/939 (48-53kW)	5/77-1/95	F	F		22-0014-0	22-0014-0K	Perr.	Th 18,0	
	5/77-1/95		R		22-0014-4		Perr.	Th 18,0	
	77-	F		23-0210			Ø 279,5 Th 16,0-13,0		
	5/77-	R		18-0221			Ø 260,0		
308 (57-62kW)	5/77-1/95	F	F		22-0014-0	22-0014-0K	Perr.	Th 18,0	
	5/77-		R		18-0221			Ø 260,0	
308 D Eng.OM601.940 (58-60kW)	5/77-1/95	F	F		22-0014-0		Perr.	Th 18,0	
	5/77-1/95		R		22-0014-4	22-0014-0K	Perr.	Th 18,0	
	9/88-	R		18-0221			Ø 260,0		
309 D Eng.OM617.913 (65kW)	5/77-1/95	F	F		22-0014-0	22-0014-0K	Perr.	Th 18,0	
	5/77-1/95		R		22-0014-4		Perr.	Th 18,0	
	82-90	F		23-0210			Ø 279,5 Th 16,0-13,0		
	5/77-	R		18-0221			Ø 260,0		
310 (69-77kW)	5/77-	R		18-0221			Ø 260,0		
310 D Eng.OM601.940 (70-72kW)	5/77-1/95	F	F		22-0014-0	22-0014-0K	Perr.	Th 18,0	
	5/77-1/95		R		22-0014-4		Perr.	Th 18,0	
	9/88-	R		18-0221			Ø 260,0		
<b>Trasporter (BM611) 6/73-1/95</b>									
407 D Eng.OM616.910/ 917 (52-64kW)	6/73-1/95	F	F		22-0014-0	22-0014-0K	Perr.	Th 18,0	
	6/73-1/95		R		22-0014-4		Perr.	Th 18,0	
	73-90	F		23-0210			Ø 279,5 Th 16,0-13,0		
408 D Eng.OM601.940 (57-59kW)	6/81-1/95	F	F		22-0014-0	22-0014-0K	Perr.	Th 18,0	
	6/81-1/95		R		22-0014-4		Perr.	Th 18,0	




		Spare Parts	F/R	L/R	METELLI ref.	METELLI ref. w/KIT		DIMENSIONS mm.	NOTE	
409 D Eng.OM617.913 (52-64kW)		6/81-1/95	F		22-0014-0	22-0014-0K	Perr.	Th 18,0		
			F		22-0014-4		Perr.	Th 18,0		
		82-90		F		23-0210			Ø 279,5 Th 16,0-13,0	
410 D Eng.OM601.940 (70-72kW)		6/81-1/95	F		22-0014-0	22-0014-0K	Perr.	Th 18,0		
			F		22-0014-4		Perr.	Th 18,0		
		83-95		F		23-0210			Ø 279,5 Th 16,0-13,0	
<b>Trasporter (BM667) 6/81-1/95</b>										
507 D Eng.OM616.910/ 917 (52-64kW)		6/81-1/95	F		22-0014-0	22-0014-0K	Perr.	Th 18,0		
			F		22-0014-4		Perr.	Th 18,0		
		86-95		F		23-0210			Ø 279,5 Th 16,0-13,0	
508 D Eng.OM601.940 (57-59kW)		6/81-1/95	F		22-0014-0	22-0014-0K	Perr.	Th 18,0		
			F		22-0014-4		Perr.	Th 18,0		
		86-95		F		23-0210			Ø 279,5 Th 16,0-13,0	
510 D		6/81-1/95	F		22-0014-0	22-0014-0K	Perr.	Th 18,0		
			F		22-0014-4		Perr.	Th 18,0		
		86-95		F		23-0210			Ø 279,5 Th 16,0-13,0	
<b>Vito I (638) 3/97-8/03</b>										
108 CDI 2.2 Eng.OM611A (60kW)		3/99-	F		22-0573-0	22-0573-0K	Bosch	Th 20,5		
			R		22-0574-0	22-0574-0K	Bosch	Th 18,0		
		99-		F		23-0416			Ø 276,0 Th 22,0-19,0	Vent.
				R		23-0417			Ø 280,0 Th 10,0-8,0	
		3/99-8/03		R		53-0236	53-0236K	Bosch	180,0x20	Hand Brake
108 D 2.3 (638.064) Eng.OM601.942 (58kW)		-98	F		22-0256-0	22-0256-0K	Ate	Th 20,5		
			F		22-0573-0	22-0573-0K	Bosch	Th 20,5		
		-98	R		22-0192-0		Ate	Th 17,0		
			R		22-0574-0	22-0574-0K	Bosch	Th 18,0		
		97-		F		23-0416			Ø 276,0 Th 22,0-19,0	Vent.
				R		23-0417			Ø 280,0 Th 10,0-8,0	
		3/97-8/03		R		53-0236	53-0236K	Bosch	180,0x20	Hand Brake
110 CDI 2.2 Eng.OM611LA (75kW)		3/99-	F		22-0573-0	22-0573-0K	Bosch	Th 20,5		
			R		22-0574-0	22-0574-0K	Bosch	Th 18,0		
		99-		F		23-0416			Ø 276,0 Th 22,0-19,0	Vent.
				R		23-0417			Ø 280,0 Th 10,0-8,0	
		3/99-8/03		R		53-0236	53-0236K	Bosch	180,0x20	Hand Brake
110 D 2.3 (638.074) Eng.OM601.970 (72kW)		-98	F		22-0256-0	22-0256-0K	Ate	Th 20,5		
			F		22-0573-0	22-0573-0K	Bosch	Th 20,5		
		-98	R		22-0192-0		Ate	Th 17,0		
			R		22-0574-0	22-0574-0K	Bosch	Th 18,0		
		97-		F		23-0416			Ø 276,0 Th 22,0-19,0	Vent.
				R		23-0417			Ø 280,0 Th 10,0-8,0	
		3/97-8/03		R		53-0236	53-0236K	Bosch	180,0x20	Hand Brake
112 CDI 2.2 Eng.OM611.980 (90kW)		3/99-	F		22-0573-0	22-0573-0K	Bosch	Th 20,5		
			R		22-0574-0	22-0574-0K	Bosch	Th 18,0		
		99-		F		23-0416			Ø 276,0 Th 22,0-19,0	Vent.
				R		23-0417			Ø 280,0 Th 10,0-8,0	
		3/99-8/03		R		53-0236	53-0236K	Bosch	180,0x20	Hand Brake
113 2.0 (638.014) Eng.M111.948 (95kW)		-98	F		22-0256-0	22-0256-0K	Ate	Th 20,5		
			F		22-0573-0	22-0573-0K	Bosch	Th 20,5		
		-98	R		22-0192-0		Ate	Th 17,0		
			R		22-0574-0	22-0574-0K	Bosch	Th 18,0		
		97-		F		23-0416			Ø 276,0 Th 22,0-19,0	Vent.
				R		23-0417			Ø 280,0 Th 10,0-8,0	
		3/97-8/03		R		53-0236	53-0236K	Bosch	180,0x20	Hand Brake
114 2.3 (638.034) Eng.M111.978 (105kW)		-98	F		22-0256-0	22-0256-0K	Ate	Th 20,5		
			F		22-0573-0	22-0573-0K	Bosch	Th 20,5		
		-98	R		22-0192-0		Ate	Th 17,0		
			R		22-0574-0	22-0574-0K	Bosch	Th 18,0		
		97-		F		23-0416			Ø 276,0 Th 22,0-19,0	Vent.
				R		23-0417			Ø 280,0 Th 10,0-8,0	
		3/97-8/03		R		53-0236	53-0236K	Bosch	180,0x20	Hand Brake
<b>Vito II (639) 9/03-</b>										
109 CDI 2.2 Eng.OM646.983 (65kW)		9/03-	F		22-0575-0	22-0575-0K	Bosch	Th 21,0		
			R		22-0576-0	22-0576-0K	Bosch	Th 18,5		
		03-		F		23-0723			Ø 300,0 Th 28,0-25,0	Vent.
				R		23-0712			Ø 296,0 Th 10,0-8,0	
		9/03-		R		53-0248	53-0248K		186,0x20	Hand Brake
		9/03-		R		53-0236	53-0236K	Bosch	180,0x20	Hand Brake

		Spare Parts	F/R	L/R	METELLI ref.	METELLI ref. w/KIT		DIMENSIONS mm.	NOTE
109 CDi 2.2, 4x4 Eng.OM646.980/981 (70kW)	9/07-	F	F		22-0575-0	22-0575-0K	Bosch	Th 21,0	
	9/07-		R		22-0576-0	22-0576-0K	Bosch	Th 18,5	
	9/07-	R	F		23-0723			Ø 300,0 Th 28,0-25,0	Vent.
	9/07-		R		23-0712			Ø 296,0 Th 10,0-8,0	
	9/07-	R	F		53-0248	53-0248K		186,0x20	Hand Brake
	9/07-		R		53-0236	53-0236K	Bosch	180,0x20	Hand Brake
111 CDi 2.2 Eng.OM646.980/ 982 (85kW)	9/07-	F	F		22-0575-0	22-0575-0K	Bosch	Th 21,0	
	9/07-		R		22-0576-0	22-0576-0K	Bosch	Th 18,5	
	9/07-	R	F		23-0723			Ø 300,0 Th 28,0-25,0	Vent.
	9/07-		R		23-0712			Ø 296,0 Th 10,0-8,0	
	9/07-	R	F		53-0248	53-0248K		186,0x20	Hand Brake
	9/07-		R		53-0236	53-0236K	Bosch	180,0x20	Hand Brake
111 CDi 2.2, 4x4 Eng.OM646.982 (80kW)	9/03-	F	F		22-0575-0	22-0575-0K	Bosch	Th 21,0	
	9/03-		R		22-0576-0	22-0576-0K	Bosch	Th 18,5	
	03-	R	F		23-0723			Ø 300,0 Th 28,0-25,0	Vent.
	03-		R		23-0712			Ø 296,0 Th 10,0-8,0	
	9/03-	R	F		53-0248	53-0248K		186,0x20	Hand Brake
	9/03-		R		53-0236	53-0236K	Bosch	180,0x20	Hand Brake
115 CDi 2.2, 4x4 Eng.OM646.982 (110kW)	9/03-	F	F		22-0575-0	22-0575-0K	Bosch	Th 21,0	
	9/03-		R		22-0576-0	22-0576-0K	Bosch	Th 18,5	
	03-	R	F		23-0723			Ø 300,0 Th 28,0-25,0	Vent.
	03-		R		23-0712			Ø 296,0 Th 10,0-8,0	
	9/03-	R	F		53-0248	53-0248K		186,0x20	Hand Brake
	9/03-		R		53-0236	53-0236K	Bosch	180,0x20	Hand Brake
119 Eng.M112.951 (140kW)	9/03-	F	F		22-0575-0	22-0575-0K	Bosch	Th 21,0	
	9/03-		R		22-0576-0	22-0576-0K	Bosch	Th 18,5	
	03-	R	F		23-0723			Ø 300,0 Th 28,0-25,0	Vent.
	03-		R		23-0712			Ø 296,0 Th 10,0-8,0	
	9/03-	R	F		53-0248	53-0248K		186,0x20	Hand Brake
	9/03-		R		53-0236	53-0236K	Bosch	180,0x20	Hand Brake
120 CDi Eng.OM642.990 (150kW)	03-	F	F		23-0723			Ø 300,0 Th 28,0-25,0	Vent.
	03-		R		23-0712			Ø 296,0 Th 10,0-8,0	
122 3.2 Eng.M112.951 (160kW)	9/03-	F	F		22-0575-0	22-0575-0K	Bosch	Th 21,0	
	9/03-		R		22-0576-0	22-0576-0K	Bosch	Th 18,5	
	03-	R	F		23-0723			Ø 300,0 Th 28,0-25,0	Vent.
	03-		R		23-0712			Ø 296,0 Th 10,0-8,0	
	9/03-	R	F		53-0248	53-0248K		186,0x20	Hand Brake
	9/03-		R		53-0236	53-0236K	Bosch	180,0x20	Hand Brake
123 Eng.M112.976 (170kW)	6/04-	F	F		22-0575-0	22-0575-0K	Bosch	Th 21,0	
	6/04-		R		22-0576-0	22-0576-0K	Bosch	Th 18,5	
	04-	R	F		23-0723			Ø 300,0 Th 28,0-25,0	Vent.
	04-		R		23-0712			Ø 296,0 Th 10,0-8,0	
	6/04-	R	F		53-0248	53-0248K		186,0x20	Hand Brake
	6/04-		R		53-0236	53-0236K	Bosch	180,0x20	Hand Brake
126 Eng.M272.978 (190kW)	07-	F		23-0723			Ø 300,0 Th 28,0-25,0	Vent.	




MERCEDES TRUCK

Actros I 4/96-10/02									
1831 Eng.OM541.920/.926/.941 (230kW)	9/96-10/02	F	F/R		22-0585-0		Knorr	Th 30,0	
1835 Eng.OM541.922/.927 (260kW)	9/96-10/02	F	F/R		22-0585-0		Knorr	Th 30,0	
1840 Eng.OM541.923/.924 (290kW)	9/96-10/02	F	F/R		22-0585-0		Knorr	Th 30,0	
1843 Eng.OM541.925/.921/.947 (315kW)	9/96-10/02	F	F/R		22-0585-0		Knorr	Th 30,0	
1848 Eng.OM542.921/.925 (350kW)	9/96-10/02	F	F/R		22-0585-0		Knorr	Th 30,0	
1853 Eng.OM542.920 (390kW)	9/96-10/02	F	F/R		22-0585-0		Knorr	Th 30,0	
1857 Eng.OM542.922 (420kW)	4/97-10/02	F	F/R		22-0585-0		Knorr	Th 30,0	
2031 Eng.OM541.920/.926 (230kW)	4/97-10/02	F	F/R		22-0585-0		Knorr	Th 30,0	
2035 Eng.OM541.922/.927/.943 (260kW)	9/96-10/02	F	F/R		22-0585-0		Knorr	Th 30,0	
2053 Eng.OM542.920 (390kW)	9/96-10/02	F	F/R		22-0585-0		Knorr	Th 30,0	
2531 Eng.OM541.920/.940 (230kW)	9/96-10/02	F	F/R		22-0585-0		Knorr	Th 30,0	
2535 Eng.OM541.922/.942 (260kW)	9/96-10/02	F	F/R		22-0585-0		Knorr	Th 30,0	
2540 Eng.OM541.923/.944 (290kW)	9/96-10/02	F	F/R		22-0585-0		Knorr	Th 30,0	
2543 Eng.OM541.925/.946 (315kW)	9/96-10/02	F	F/R		22-0585-0		Knorr	Th 30,0	
2548 Eng.OM542.921 (350kW)	9/96-10/02	F	F/R		22-0585-0		Knorr	Th 30,0	






		Spare Parts	F/R	L/R	METELLI ref.	METELLI ref. w/KIT		DIMENSIONS mm.	NOTE
2553 Eng.OM542.920 (390kW)	9/96-10/02	☞	F/R		22-0585-0		Knorr	Th 30,0	
2557 Eng.OM542.922 (420kW)	4/97-10/02	☞	F/R		22-0585-0		Knorr	Th 30,0	
2631 Eng.OM541.920 (230kW)	4/97-10/02	☞	F/R		22-0585-0		Knorr	Th 30,0	
2635 Eng.OM541.922 (260kW)	4/97-10/02	☞	F/R		22-0585-0		Knorr	Th 30,0	
2640 Eng.OM541.923 (290kW)	9/96-10/02	☞	F/R		22-0585-0		Knorr	Th 30,0	
2643 Eng.OM541.925 (315kW)	4/97-10/02	☞	F/R		22-0585-0		Knorr	Th 30,0	
2648 Eng.OM542.921 (350kW)	9/96-10/02	☞	F/R		22-0585-0		Knorr	Th 30,0	
2653 Eng.OM542.920 (390kW)	4/97-10/02	☞	F/R		22-0585-0		Knorr	Th 30,0	
2657 Eng.OM542.922 (420kW)	4/97-10/02	☞	F/R		22-0585-0		Knorr	Th 30,0	
3331 Eng.OM541.920 (230kW)	4/97-10/02	☞	F/R		22-0585-0		Knorr	Th 30,0	
3331 Eng.OM541.926 (230kW)	4/97-10/02	☞	F/R		22-0585-0		Knorr	Th 30,0	
3335 Eng.OM541.922 (260kW)	4/97-10/02	☞	F/R		22-0585-0		Knorr	Th 30,0	
3340 Eng.OM541.923 (290kW)	4/97-10/02	☞	F/R		22-0585-0		Knorr	Th 30,0	
3340 Eng.OM541.924 (290kW)	4/97-10/02	☞	F/R		22-0585-0		Knorr	Th 30,0	
3343 Eng.OM541.921 (315kW)	4/97-10/02	☞	F/R		22-0585-0		Knorr	Th 30,0	
3343 Eng.OM541.925 (315kW)	4/97-10/02	☞	F/R		22-0585-0		Knorr	Th 30,0	
3348 Eng.OM542.921 (350kW)	4/97-10/02	☞	F/R		22-0585-0		Knorr	Th 30,0	
3348 Eng.OM542.925 (350kW)	4/97-10/02	☞	F/R		22-0585-0		Knorr	Th 30,0	
3353 Eng.OM542.920 (390kW)	4/97-10/02	☞	F/R		22-0585-0		Knorr	Th 30,0	
3357 Eng.OM542.922 (420kW)	4/97-10/02	☞	F/R		22-0585-0		Knorr	Th 30,0	
<b>Actros II 1/03-</b>									
1832 Eng.OM541.940/.970 (235kW)	4/03-	☞	F/R		22-0585-0		Knorr	Th 30,0	
1832 Eng.OM541.971 (235kW)	4/03-	☞	F/R		22-0585-0		Knorr	Th 30,0	
1836 Eng.OM541.942 (265kW)	4/03-	☞	F/R		22-0585-0		Knorr	Th 30,0	
1841 Eng.OM541.944/.974 (300kW)	4/03-	☞	F/R		22-0585-0		Knorr	Th 30,0	
1844 Eng.OM541.921/.946 (315-320kW)	4/03-	☞	F/R		22-0585-0		Knorr	Th 30,0	
1844 Eng.OM541.946/.976 (320kW)	4/03-	☞	F/R		22-0585-0		Knorr	Th 30,0	
1846 Eng.OM541.948/.980 (335kW)	4/03-	☞	F/R		22-0585-0		Knorr	Th 30,0	
1846 Eng.OM541.981 (335kW)	4/03-	☞	F/R		22-0585-0		Knorr	Th 30,0	
1848 Eng.OM541.948/.978 (350kW)	4/03-	☞	F/R		22-0585-0		Knorr	Th 30,0	
1850/1851 Eng.OM542.940/.960 (370-375kW)	4/03-	☞	F/R		22-0585-0		Knorr	Th 30,0	
1854 Eng.OM542.942 (395kW)	4/03-	☞	F/R		22-0585-0		Knorr	Th 30,0	
1854 Eng.OM542.942/.962 (395-405kW)	4/03-	☞	F/R		22-0585-0		Knorr	Th 30,0	
1858 Eng.OM542.944 (425kW)	4/03-	☞	F/R		22-0585-0		Knorr	Th 30,0	
1860 Eng.OM542.964 (440kW)	6/06-	☞	F/R		22-0585-0		Knorr	Th 30,0	
2032 Eng.OM541.920/.940 (230kW)	4/03-	☞	F/R		22-0585-0		Knorr	Th 30,0	
2032 Eng.OM541.926/.941 (230kW)	4/03-	☞	F/R		22-0585-0		Knorr	Th 30,0	
2036 Eng.OM541.922/.942 (260kW)	4/03-	☞	F/R		22-0585-0		Knorr	Th 30,0	
2036 Eng.OM541.927/.943 (260kW)	4/03-	☞	F/R		22-0585-0		Knorr	Th 30,0	
2036 Eng.OM541.972 (260kW)	4/03-	☞	F/R		22-0585-0		Knorr	Th 30,0	
2041 Eng.OM541.923 (290-300kW)	4/03-	☞	F/R		22-0585-0		Knorr	Th 30,0	
2041 Eng.OM541.924 (290-300kW)	4/03-	☞	F/R		22-0585-0		Knorr	Th 30,0	
2041 Eng.OM541.944/.974 (290-300kW)	4/03-	☞	F/R		22-0585-0		Knorr	Th 30,0	
2044 Eng.OM541.921/.947 (315-320kW)	4/03-	☞	F/R		22-0585-0		Knorr	Th 30,0	
2044 Eng.OM541.925 (315-320kW)	4/03-	☞	F/R		22-0585-0		Knorr	Th 30,0	
2044 Eng.OM541.946/.976 (315-320kW)	4/03-	☞	F/R		22-0585-0		Knorr	Th 30,0	
2046 Eng.OM541.948/.980 (335kW)	4/03-	☞	F/R		22-0585-0		Knorr	Th 30,0	
2048 Eng.OM541.948 (350kW)	4/03-	☞	F/R		22-0585-0		Knorr	Th 30,0	
2050 Eng.OM542.940/.941 (370kW)	4/03-	☞	F/R		22-0585-0		Knorr	Th 30,0	
2532 Eng.OM541.920/.940 (235kW)	4/03-	☞	F/R		22-0585-0		Knorr	Th 30,0	
2536 Eng.OM541.922/.942/.943 (265kW)	4/03-	☞	F/R		22-0585-0		Knorr	Th 30,0	
2541 Eng.OM541.944/.974 (290kW)	4/03-	☞	F/R		22-0585-0		Knorr	Th 30,0	
2544 Eng.OM541.946/.976 (315kW)	4/03-	☞	F/R		22-0585-0		Knorr	Th 30,0	
2546 Eng.OM541.948 (335kW)	4/03-	☞	F/R		22-0585-0		Knorr	Th 30,0	
2546 Eng.OM541.980 (335kW)	4/03-	☞	F/R		22-0585-0		Knorr	Th 30,0	
2632 Eng.OM541.940/.970 (235kW)	4/03-	☞	F/R		22-0585-0		Knorr	Th 30,0	
2636 Eng.OM541.942 (265kW)	4/03-	☞	F/R		22-0585-0		Knorr	Th 30,0	
2636 Eng.OM541.972 (265kW)	4/03-	☞	F/R		22-0585-0		Knorr	Th 30,0	
2641 Eng.OM541.944 (300kW)	3/04-	☞	F/R		22-0585-0		Knorr	Th 30,0	

		Spare Parts	F/R	L/R	METELLI ref.	METELLI ref. w/KIT		DIMENSIONS mm.	NOTE
2641 Eng.OM541.944/.974 (300kW)	4/03-	☞	F/R		22-0585-0		Knorr	Th 30,0	
2644 Eng.OM541.946/.976 (320kW)	4/03-	☞	F/R		22-0585-0		Knorr	Th 30,0	
2646 Eng.OM541.948/.980 (335kW)	4/03-	☞	F/R		22-0585-0		Knorr	Th 30,0	
2650 Eng.OM542.940 (370kW)	4/03-	☞	F/R		22-0585-0		Knorr	Th 30,0	
2650/2651 Eng.OM542.940/.960 (370-375kW)	4/03-	☞	F/R		22-0585-0		Knorr	Th 30,0	
2654 Eng.OM542.942 (395kW)	4/03-	☞	F/R		22-0585-0		Knorr	Th 30,0	
2654/2655 Eng.OM542.942/.962 (395-405kW)	4/03-	☞	F/R		22-0585-0		Knorr	Th 30,0	
2658 Eng.OM542.944 (425kW)	4/03-	☞	F/R		22-0585-0		Knorr	Th 30,0	
3336 Eng.OM541.927/.943 (260-265kW)	4/03-	☞	F/R		22-0585-0		Knorr	Th 30,0	
3336 Eng.OM541.942 (260-265kW)	4/03-	☞	F/R		22-0585-0		Knorr	Th 30,0	
3336 Eng.OM541.942/.972 (265kW)	4/03-	☞	F/R		22-0585-0		Knorr	Th 30,0	
3336 Eng.OM541.943 (265kW)	4/03-	☞	F/R		22-0585-0		Knorr	Th 30,0	
3341 Eng.OM541.923 (300kW)	4/03-	☞	F/R		22-0585-0		Knorr	Th 30,0	
3341 Eng.OM541.944 (300kW)	4/03-	☞	F/R		22-0585-0		Knorr	Th 30,0	
3341 Eng.OM541.945 (300kW)	4/03-	☞	F/R		22-0585-0		Knorr	Th 30,0	
3341 Eng.OM541.974 (300kW)	4/03-	☞	F/R		22-0585-0		Knorr	Th 30,0	
3344 Eng.OM541.946/.947 (315-320kW)	4/03-	☞	F/R		22-0585-0		Knorr	Th 30,0	
3344 Eng.OM541.946/.976 (320kW)	4/03-	☞	F/R		22-0585-0		Knorr	Th 30,0	
3346 Eng.OM541.948 (335kW)	4/03-	☞	F/R		22-0585-0		Knorr	Th 30,0	
3346 Eng.OM541.949 (335kW)	4/03-	☞	F/R		22-0585-0		Knorr	Th 30,0	
3348 Eng.OM542.921 (350kW)	4/03-	☞	F/R		22-0585-0		Knorr	Th 30,0	
3350/3351 Eng.OM542.940 (370-375kW)	4/03-	☞	F/R		22-0585-0		Knorr	Th 30,0	
3354/3355 Eng.OM542.942/.962 (395-405kW)	4/03-	☞	F/R		22-0585-0		Knorr	Th 30,0	
4140 Eng.OM541.923/.944 (290-300kW)	4/03-	☞	F/R		22-0585-0		Knorr	Th 30,0	
4144 Eng.OM541.976 (320kW)	4/03-	☞	F/R		22-0585-0		Knorr	Th 30,0	
<b>Atego I 1/98-10/04</b>									
1017 Eng.OM904.911 (125kW)	1/98-10/04	☞	F/R		22-0583-0		Knorr	Th 27,0	
1017/1018 Eng.OM904.911/.913/.917 (125-130kW)	1/98-10/04	☞	F/R		22-0583-0		Knorr	Th 27,0	
1023 Eng.OM906.910 (170kW)	1/98-10/04	☞	F/R		22-0583-0		Knorr	Th 27,0	
1215 Eng.OM904.922 (112kW)	1/98-10/04	☞	F/R		22-0584-0		Knorr	Th 30,0	
1217 Eng.OM904.911 (125kW)	1/98-10/04	☞	F/R		22-0584-0		Knorr	Th 30,0	
1223 Eng.OM906.910 (170kW)	1/98-10/04	☞	F/R		22-0584-0		Knorr	Th 30,0	
1225 Eng.OM906.919 (180kW)	1/98-10/04	☞	F/R		22-0584-0		Knorr	Th 30,0	
1228 Eng.OM906.911 (205kW)	1/98-10/04	☞	F/R		22-0584-0		Knorr	Th 30,0	
1317 Eng.OM904.911 (125kW)	1/98-10/04	☞	F/R		22-0584-0		Knorr	Th 30,0	
1317/1318 Eng.OM904.911/.913 (125-130kW)	1/98-10/04	☞	F/R		22-0584-0		Knorr	Th 30,0	
1323 Eng.OM906.910 (170kW)	1/98-10/04	☞	F/R		22-0584-0		Knorr	Th 30,0	
1325 Eng.OM906.919 (180kW)	1/98-10/04	☞	F/R		22-0584-0		Knorr	Th 30,0	
1328 Eng.OM906.911 (205kW)	1/98-10/04	☞	F/R		22-0584-0		Knorr	Th 30,0	
1517 Eng.OM904.911 (125kW)	1/98-10/04	☞	F/R		22-0584-0		Knorr	Th 30,0	
1523 Eng.OM906.910 (170kW)	1/98-10/04	☞	F/R		22-0584-0		Knorr	Th 30,0	
1525 Eng.OM906.919 (180kW)	1/98-10/04	☞	F/R		22-0584-0		Knorr	Th 30,0	
1528 Eng.OM906.911 (205kW)	1/98-10/04	☞	F/R		22-0584-0		Knorr	Th 30,0	
1823 Eng.OM906.920/.925 (170kW)	1/98-9/04	☞	F/R		22-0585-0		Knorr	Th 30,0	
1828 Eng.OM906.921/.926 (205kW)	5/98-9/04	☞	F/R		22-0585-0		Knorr	Th 30,0	
1828 Eng.OM906.923 (205kW)	5/98-9/04	☞	F/R		22-0585-0		Knorr	Th 30,0	
2523 Eng.OM906.920 (205kW)	5/98-9/04	☞	F/R		22-0585-0		Knorr	Th 30,0	
2528 Eng.OM906.921/.926 (205kW)	5/98-9/04	☞	F/R		22-0585-0		Knorr	Th 30,0	
2628 Eng.OM906.921 (205kW)	5/98-9/04	☞	F/R		22-0585-0		Knorr	Th 30,0	
712 Eng.OM904.909 (90kW)	1/98-10/04	☞	F		22-0267-0	22-0267-0K	Perr.	Th 22,0	
	1/98-10/04	☞	F/R		22-0583-0		Knorr	Th 27,0	
715 Eng.OM904.922 (112kW)	1/98-10/04	☞	F		22-0267-0	22-0267-0K	Perr.	Th 22,0	
	1/98-10/04	☞	F/R		22-0583-0		Knorr	Th 27,0	
717 Eng.OM904.911/.917 (125kW)	1/98-10/04	☞	F		22-0267-0	22-0267-0K	Perr.	Th 22,0	
	1/98-10/04	☞	F/R		22-0583-0		Knorr	Th 27,0	
812 Eng.OM904.909 (90kW)	1/98-10/04	☞	F		22-0267-0	22-0267-0K	Perr.	Th 22,0	
	1/98-10/04	☞	F/R		22-0583-0		Knorr	Th 27,0	















		Spare Parts	F/R	L/R	METELLI ref.	METELLI ref. w/KIT		DIMENSIONS mm.	NOTE
815 Eng.OM904.922 (112kW)	1/98-10/04	☹	F		22-0267-0	22-0267-0K	Perr.	Th 22,0	
	1/98-10/04		F/R		22-0583-0		Knorr	Th 27,0	
815 Eng.OM906.922 (112kW)	1/98-10/04	☹	F		22-0267-0	22-0267-0K	Perr.	Th 22,0	
	1/98-10/04		F/R		22-0583-0		Knorr	Th 27,0	
817 Eng.OM904.911 (125kW)	1/98-10/04	☹	F		22-0267-0	22-0267-0K	Perr.	Th 22,0	
	1/98-10/04		F/R		22-0583-0		Knorr	Th 27,0	
823 Eng.OM906.910 (170kW)	1/98-10/04	☹	F		22-0267-0	22-0267-0K	Perr.	Th 22,0	
	1/98-10/04		F/R		22-0583-0		Knorr	Th 27,0	
917 Eng.OM904.911 (125kW)	1/98-10/04	☹	F/R		22-0583-0		Knorr	Th 27,0	
923 Eng.OM906.910 (170kW)	1/98-10/04	☹	F/R		22-0583-0		Knorr	Th 27,0	
925 Eng.OM906.919 (205kW)	1/98-10/04	☹	F/R		22-0583-0		Knorr	Th 27,0	
<b>Atego II 10/04-</b>									
1016 Eng.OM900.912/.918 (115kW)	10/04-	☹	F/R		22-0583-0		Knorr	Th 27,0	
1018 Eng.OM900.913/.919 (130kW)	10/04-	☹	F/R		22-0583-0		Knorr	Th 27,0	
1022 Eng.OM924.920 (160kW)	10/04-	☹	F/R		22-0583-0		Knorr	Th 27,0	
1023/1024 Eng.OM902.916 (170-175kW)	10/04-	☹	F/R		22-0583-0		Knorr	Th 27,0	
1023/1024 Eng.OM906.910/.915 (170-175kW)	10/04-	☹	F/R		22-0584-0		Knorr	Th 30,0	
1215/1216 Eng.OM900.912/.922 (112-115kW)	10/04-	☹	F/R		22-0584-0		Knorr	Th 30,0	
1218 Eng.OM900.913 (130kW)	10/04-	☹	F/R		22-0584-0		Knorr	Th 30,0	
1222 Eng.OM924.920 (160kW)	10/04-	☹	F/R		22-0584-0		Knorr	Th 30,0	
1223/1224 Eng.OM902.916 (170-175kW)	10/04-	☹	F/R		22-0584-0		Knorr	Th 30,0	
1223/1224 Eng.OM906.910/.915 (170-175kW)	10/04-	☹	F/R		22-0584-0		Knorr	Th 30,0	
1224 Eng.OM902.916 (175kW)	10/04-	☹	F/R		22-0584-0		Knorr	Th 30,0	
1226 Eng.OM902.917 (188kW)	10/04-	☹	F/R		22-0584-0		Knorr	Th 30,0	
1228/1229 Eng.OM902.918 (205-210kW)	10/04-	☹	F/R		22-0584-0		Knorr	Th 30,0	
1228/1229 Eng.OM906.911/.916 (205-210kW)	10/04-	☹	F/R		22-0584-0		Knorr	Th 30,0	
1322 Eng.OM924.920 (160kW)	10/04-	☹	F/R		22-0584-0		Knorr	Th 30,0	
1323 1324 Eng.OM906.915 (170-175kW)	10/04-	☹	F/R		22-0584-0		Knorr	Th 30,0	
1323/1324 Eng.OM902.916 (170-175kW)	10/04-	☹	F/R		22-0584-0		Knorr	Th 30,0	
1323/1324 Eng.OM906.910/.915 (170-175kW)	10/04-	☹	F/R		22-0584-0		Knorr	Th 30,0	
1326 Eng.OM902.917 (188kW)	10/04-	☹	F/R		22-0584-0		Knorr	Th 30,0	
1328/1329 Eng.OM902.918 (205-210kW)	10/04-	☹	F/R		22-0584-0		Knorr	Th 30,0	
1328/1329 Eng.OM906.911/.916 (205-210kW)	10/04-	☹	F/R		22-0584-0		Knorr	Th 30,0	
1518 Eng.OM900.913 (130kW)	10/04-	☹	F/R		22-0584-0		Knorr	Th 30,0	
1522 Eng.OM924.920 (160kW)	10/04-	☹	F/R		22-0584-0		Knorr	Th 30,0	
1523/1524 Eng.OM902.916 (170-175kW)	10/04-	☹	F/R		22-0584-0		Knorr	Th 30,0	
1523/1524 Eng.OM906.910/.915 (170-175kW)	10/04-	☹	F/R		22-0584-0		Knorr	Th 30,0	
1524 Eng.OM902.916 (175kW)	10/04-	☹	F/R		22-0584-0		Knorr	Th 30,0	
1526 Eng.OM902.917 (188kW)	10/04-	☹	F/R		22-0584-0		Knorr	Th 30,0	
1528/1529 Eng.OM902.918 (205-210kW)	10/04-	☹	F/R		22-0584-0		Knorr	Th 30,0	
1528/1529 Eng.OM906.911/.916 (205-210kW)	10/04-	☹	F/R		22-0584-0		Knorr	Th 30,0	
1529 Eng.OM902.918 (210kW)	10/04-	☹	F/R		22-0584-0		Knorr	Th 30,0	
712/713	10/04-		F		22-0267-0	22-0267-0K	Perr.	Th 22,0	
Eng.OM904.909/.911/.915/.917 (90-95kW)	10/04-	☹	F/R		22-0583-0		Knorr	Th 27,0	
715/716 Eng.OM900.912/.918/.922 (112-115kW)	2/06-	☹	F		22-0267-0	22-0267-0K	Perr.	Th 22,0	
	2/06-		F/R		22-0583-0		Knorr	Th 27,0	
812/813 Eng.OM904.909/.911/.917 (90-95kW)	10/04-	☹	F		22-0267-0	22-0267-0K	Perr.	Th 22,0	
	10/04-		F/R		22-0583-0		Knorr	Th 27,0	
815/816 Eng.OM900.912/.918/.922 (112-115kW)	2/06-	☹	F		22-0267-0	22-0267-0K	Perr.	Th 22,0	
	2/06-		F/R		22-0583-0		Knorr	Th 27,0	

		Spare Parts	F/R	L/R	METELLI ref.	METELLI ref. w/KIT		DIMENSIONS mm.	NOTE
818 Eng.OM900.913/.919 (130kW)	2/06-	☺	F		22-0267-0	22-0267-0K	Perr.	Th 22,0	
	2/06-		F/R		22-0583-0		Knorr	Th 27,0	
822 Eng.OM924.920 (160kW)	10/04-	☺	F		22-0267-0	22-0267-0K	Perr.	Th 22,0	
	10/04-		F/R		22-0583-0		Knorr	Th 27,0	
823/824 Eng.OM902.916 (170-175kW)	10/04-	☺	F		22-0267-0	22-0267-0K	Perr.	Th 22,0	
	10/04-		F/R		22-0583-0		Knorr	Th 27,0	
823/824 Eng.OM906.910/.915 (170-175kW)	10/04-	☺	F		22-0267-0	22-0267-0K	Perr.	Th 22,0	
	10/04-		F/R		22-0583-0		Knorr	Th 27,0	
915/916 Eng.OM900.912/.918/.922 (112-115kW)	2/06-	☺	F/R		22-0583-0		Knorr	Th 27,0	
916 Eng.OM900.912/.918 (115kW)	2/06-	☺	F/R		22-0583-0		Knorr	Th 27,0	
918 Eng.OM900.919 (130kW)	2/06-	☺	F/R		22-0583-0		Knorr	Th 27,0	
922 Eng.OM924.920 (160kW)	10/04-	☺	F/R		22-0583-0		Knorr	Th 27,0	
923/924 Eng.OM902.916 (170-175kW)	10/04-	☺	F/R		22-0583-0		Knorr	Th 27,0	
923/924 Eng.OM906.910/.915 (170-175kW)	10/04-	☺	F/R		22-0583-0		Knorr	Th 27,0	
<b>Axor I 1/02-10/04</b>									
1835 Eng.OM457.937 (260kW)	1/02-10/04	☺	F/R		22-0585-0		Knorr	Th 30,0	
1840 Eng.OM457.937 (295kW)	1/02-10/04	☺	F/R		22-0585-0		Knorr	Th 30,0	
1843 Eng.OM457.937 (315kW)	1/02-10/04	☺	F/R		22-0585-0		Knorr	Th 30,0	
2528 Eng.OM906.921 (205kW)	1/02-10/04	☺	F/R		22-0585-0		Knorr	Th 30,0	
2535 Eng.OM457.937 (260kW)	1/02-10/04	☺	F/R		22-0585-0		Knorr	Th 30,0	
2540 Eng.OM457.937 (295kW)	1/02-10/04	☺	F/R		22-0585-0		Knorr	Th 30,0	
2543 Eng.OM457.937 (315kW)	1/02-10/04	☺	F/R		22-0585-0		Knorr	Th 30,0	
2628 Eng.OM906.921 (205kW)	1/02-10/04	☺	F/R		22-0585-0		Knorr	Th 30,0	
<b>Axor II 10/04-</b>									
1824 Eng.OM902.913 (175kW)	10/04-	☺	F/R		22-0585-0		Knorr	Th 30,0	
1824 Eng.OM906.920 (175kW)	10/04-	☺	F/R		22-0585-0		Knorr	Th 30,0	
1824 Eng.OM906.922 (175kW)	10/04-	☺	F/R		22-0585-0		Knorr	Th 30,0	
1826 Eng.OM902.914 (188kW)	10/04-	☺	F/R		22-0585-0		Knorr	Th 30,0	
1828/1829 Eng.OM902.915 (205-210kW)	10/04-	☺	F/R		22-0585-0		Knorr	Th 30,0	
1828/1829 Eng.OM902.915 (210kW)	10/04-	☺	F/R		22-0585-0		Knorr	Th 30,0	
1828/1829 Eng.OM902.932 (205-210kW)	10/04-	☺	F/R		22-0585-0		Knorr	Th 30,0	
1828/1829 Eng.OM906.921/.926 (205-210kW)	10/04-	☺	F/R		22-0585-0		Knorr	Th 30,0	
1828/1829 Eng.OM906.923/.928 (205-210kW)	10/04-	☺	F/R		22-0585-0		Knorr	Th 30,0	
1833 Eng.OM926.913 (240kW)	10/04-	☺	F/R		22-0585-0		Knorr	Th 30,0	
1840 Eng.OM457.937/.948 (295kW)	10/04-	☺	F/R		22-0585-0		Knorr	Th 30,0	
1843 Eng.OM457.948 (315kW)	10/04-	☺	F/R		22-0585-0		Knorr	Th 30,0	
2528/2529 Eng.OM902.915 (205-210kW)	10/04-	☺	F/R		22-0585-0		Knorr	Th 30,0	
2528/2529 Eng.OM906.921/.926 (205-210kW)	10/04-	☺	F/R		22-0585-0		Knorr	Th 30,0	
2533 Eng.OM926.913 (240kW)	10/04-	☺	F/R		22-0585-0		Knorr	Th 30,0	
2536 Eng.OM457.937/.948 (265kW)	10/04-	☺	F/R		22-0585-0		Knorr	Th 30,0	
2540 Eng.OM457.937/.948 (295kW)	10/04-	☺	F/R		22-0585-0		Knorr	Th 30,0	
2543 Eng.OM457.937/.948 (315kW)	10/04-	☺	F/R		22-0585-0		Knorr	Th 30,0	
2628 Eng.OM902.915 (205-210kW)	10/04-	☺	F/R		22-0585-0		Knorr	Th 30,0	
2628 Eng.OM906.921/.926 (205-210kW)	10/04-	☺	F/R		22-0585-0		Knorr	Th 30,0	
2633 Eng.OM926.913 (240kW)	10/04-	☺	F/R		22-0585-0		Knorr	Th 30,0	
2636 Eng.OM457.937/.948 (265kW)	10/04-	☺	F/R		22-0585-0		Knorr	Th 30,0	
2640 Eng.OM457.956/.957 (295kW)	10/04-	☺	F/R		22-0585-0		Knorr	Th 30,0	
2643 Eng.OM457.956/.957 (315kW)	10/04-	☺	F/R		22-0585-0		Knorr	Th 30,0	
3236 Eng.OM457.956/.957 (265kW)	10/04-	☺	F/R		22-0585-0		Knorr	Th 30,0	
3240 Eng.OM457.937/.948 (295kW)	3/05-	☺	F/R		22-0585-0		Knorr	Th 30,0	
3240 Eng.OM457.956/.957 (295kW)	10/04-	☺	F/R		22-0585-0		Knorr	Th 30,0	
3243 (315kW)	3/05-	☺	F/R		22-0585-0		Knorr	Th 30,0	
3243 Eng.OM457.956/.957 (315kW)	10/04-	☺	F/R		22-0585-0		Knorr	Th 30,0	
<b>Citaro (O 530) 1/98-</b>									
Citaro G (185kW)	1/98-	☺	F/R		22-0585-0		Knorr	Th 30,0	


















		Spare Parts	F/R	L/R	METELLI ref.	METELLI ref. w/KIT		DIMENSIONS mm.	NOTE
Citaro G Eng.OM906.960/.930/.961 (205kW)	1/99-	☺	F/R		22-0585-0		Knorr	Th 30,0	
Citaro G Eng.OM909.901/.921 (205kW)	1/99-	☺	F/R		22-0585-0		Knorr	Th 30,0	
Citaro GNG Eng.M476.930 (240kW)	4/00-	☺	F/R		22-0585-0		Knorr	Th 30,0	
Citaro L Eng.OM906.930/.960 (205kW)	1/99-	☺	F/R		22-0585-0		Knorr	Th 30,0	
Citaro L Eng.OM909.901/.921 (205kW)	1/99-	☺	F/R		22-0585-0		Knorr	Th 30,0	
Citaro N Eng.OM457.934/.942 (220kW)	1/98-	☺	F/R		22-0585-0		Knorr	Th 30,0	
Citaro N Eng.OM457.942 (185kW)	1/98-	☺	F/R		22-0585-0		Knorr	Th 30,0	
Citaro N Eng.OM457.942 (260kW)	1/98-	☺	F/R		22-0585-0		Knorr	Th 30,0	
Citaro N Eng.OM906.930 (205kW)	1/98-	☺	F/R		22-0585-0		Knorr	Th 30,0	
Citaro N Eng.OM906.960/.961 (205kW)	1/98-	☺	F/R		22-0585-0		Knorr	Th 30,0	
Citaro N Eng.OM906.962/.963 (180kW)	4/99-	☺	F/R		22-0585-0		Knorr	Th 30,0	
Citaro N Eng.OM909.900/.911/.931 (170kW)	1/98-	☺	F/R		22-0585-0		Knorr	Th 30,0	
Citaro N Eng.OM909.901/.921 (205kW)	1/98-	☺	F/R		22-0585-0		Knorr	Th 30,0	
Citaro NG Eng.M476.930/.933/.934 (240kW)	4/00-	☺	F/R		22-0585-0		Knorr	Th 30,0	
Citaro NG Eng.M476.932/.933/.934 (185kW)	6/00-	☺	F/R		22-0585-0		Knorr	Th 30,0	
<b>Cito (O 520) 1/98-</b>									
4.2 Eng.OM904.942 (130kW)	1/98-	☺	F/R		22-0585-0		Knorr	Th 30,0	
<b>Conecto (O 345) 11/01-</b>									
C, H, M, UE Eng.OM457.942 (185-220-260kW)	11/01-	☺	F/R		22-0585-0		Knorr	Th 30,0	
C, H, UE Eng.OM906.960 (205kW)	11/01-	☺	F/R		22-0585-0		Knorr	Th 30,0	
<b>Econic 3/98-</b>									
1823 Eng.OM906.940 (170kW)	3/98-	☺	F/R		22-0585-0		Knorr	Th 30,0	
2628 Eng.OM906.941/.952 (205kW)	3/98-	☺	F/R		22-0585-0		Knorr	Th 30,0	
<b>Integro (O 550) 1/01-</b>									
O 550	1/01-	☺	F/R		22-0585-0		Knorr	Th 30,0	
<b>O 100 1/94-</b>									
City Eng.OM602.940 (72kW)	1/94-	☺	F		22-0111-2		Bdx	Th 17,0	
<b>O 340 1/91-8/95</b>									
Tourismo Eng.OM402.984/.995 (280kW)	8/92-8/95	☺	F/R		22-0586-0		Mer	Th 28,0	
Tourismo Eng.OM441.994/.995 (250kW)	1/91-6/95	☺	F/R		22-0586-0		Mer	Th 28,0	
<b>O 350 Turismo 8/95-</b>									
Tourismo Eng.OM402.970 (280kW)	00-	☺	F/R		22-0585-0		Knorr	Th 30,0	
	95-00		F/R		22-0586-0		Mer	Th 28,0	
Tourismo Eng.OM441.980 (250kW)	00-	☺	F/R		22-0585-0		Knorr	Th 30,0	
	95-00		F/R		22-0586-0		Mer	Th 28,0	
Tourismo Eng.OM445.934 (250kW)	00-	☺	F/R		22-0585-0		Knorr	Th 30,0	
	95-00		F/R		22-0586-0		Mer	Th 28,0	
Tourismo Eng.OM446.938 (280kW)	00-	☺	F/R		22-0585-0		Knorr	Th 30,0	
	95-00		F/R		22-0586-0		Mer	Th 28,0	
Tourismo Eng.OM457.944 (260-310kW)	03-	☺	F/R		22-0585-0		Knorr	Th 30,0	
<b>O 403 9/03-</b>									
O 403 Eng.OM457.944 (260kW)	9/03-	☺	F/R		22-0585-0		Knorr	Th 30,0	
O 403 Eng.OM457.944 (310kW)	9/03-	☺	F/R		22-0585-0		Knorr	Th 30,0	
<b>O 404 9/91-11/92</b>									
11.3 D Eng.OM441.922 (151kW)	9/91-11/92	☺	F/R		22-0586-0		Mer	Th 28,0	
<b>Travego (O 580) 10/99-</b>									
O 580-15 (310kW)	10/99-	☺	F/R		22-0585-0		Knorr	Th 30,0	
O 580-15 Eng.OM457.936/.938 (300kW)	10/99-	☺	F/R		22-0585-0		Knorr	Th 30,0	
O 580-15 Eng.OM457.940 (260kW)	10/99-	☺	F/R		22-0585-0		Knorr	Th 30,0	
O 580-17 Eng.OM457.944 (310kW)	10/99-	☺	F/R		22-0585-0		Knorr	Th 30,0	




























		Spare Parts	F/R	L/R	METELLI ref.	METELLI ref. w/KIT		DIMENSIONS mm.	NOTE
O 580-17 Eng.OM542.948 (320kW)	10/99-		F/R		22-0585-0		Knorr	Th 30,0	
O 580-17 Eng.OM542.948 (350kW)	10/99-		F/R		22-0585-0		Knorr	Th 30,0	
<b>Unimog 173-12/00</b>									
100,110,1100L Eng.OM353.901/.940/.980 (74-81kW)	1/77-5/88		F/R		22-0011-0	22-0011-0K	Ate	Th 15,0	
100,110T,1100T Eng.OM353.901/.940/.980 (74-81kW)	1/77-5/88		F/R		22-0011-0	22-0011-0K	Ate	Th 15,0	
1000 Eng.OM353.962 (70kW)	1/77-5/88		F/R		22-0011-0	22-0011-0K	Ate	Th 15,0	
1000 Eng.OM356.914 (75kW)	9/91-12/92		F/R		22-0011-0	22-0011-0K	Ate	Th 15,0	
1000 Eng.OM366.915 (75kW)	1/88-12/92		F/R		22-0011-0	22-0011-0K	Ate	Th 15,0	
1000T Eng.OM353.940/.980 (81kW)	1/77-12/82		F/R		22-0011-0	22-0011-0K	Ate	Th 15,0	
100L Eng.OM602.948 (71kW)	11/92-		F/R		22-0011-0	22-0011-0K	Ate	Th 15,0	
110,110L Eng.OM364.955/.958 (75-77kW)	7/92-		F/R		22-0011-0	22-0011-0K	Ate	Th 15,0	
1150,1150L Eng.OM353.940 (81kW)	92-		F/R		22-0011-1	22-0011-1K	Ate	Th 17,5	
1150L Eng.OM353.907 (92kW)	92-		F/R		22-0011-1	22-0011-1K	Ate	Th 17,5	
1200 Eng.OM356.950/.954 (92kW)	92-		F/R		22-0011-1	22-0011-1K	Ate	Th 17,5	
1200 Eng.OM366.949 (92kW)	92-		F/R		22-0011-1	22-0011-1K	Ate	Th 17,5	
1200T Eng.OM356.954 (92kW)	92-		F/R		22-0011-1	22-0011-1K	Ate	Th 17,5	
1200T Eng.OM366.949 (92kW)	92-		F/R		22-0011-1	22-0011-1K	Ate	Th 17,5	
125,1100L Eng.OM353.907 (92kW)	1/77-1/88		F/R		22-0011-0	22-0011-0K	Ate	Th 15,0	
1250,1250L Eng.OM356.950/.954 (92kW)	92-		F/R		22-0011-1	22-0011-1K	Ate	Th 17,5	
1250,1250L Eng.OM366.949 (92kW)	92-		F/R		22-0011-1	22-0011-1K	Ate	Th 17,5	
1250L Eng.OM366.955 (100kW)	92-		F/R		22-0011-1	22-0011-1K	Ate	Th 17,5	
1300 Eng.OM353.973/.995 (92kW)	1/77-12/84		F/R		22-0011-0	22-0011-0K	Ate	Th 15,0	
1300,1300L Eng.OM353.961/.973 (92-96kW)	1/77-5/88		F/R		22-0011-0	22-0011-0K	Ate	Th 15,0	
1350L Eng.OM366.955 (100kW)	92-		F/R		22-0011-1	22-0011-1K	Ate	Th 17,5	
1400 Eng.OM357.912 (100kW)	7/94-		F/R		22-0011-1	22-0011-1K	Ate	Th 17,5	
1400 Eng.OM366.947/.948 (100kW)	92-		F/R		22-0011-1	22-0011-1K	Ate	Th 17,5	
1400 Eng.OM366.955/.956 (100kW)	92-		F/R		22-0011-1	22-0011-1K	Ate	Th 17,5	
1450,1450L Eng.OM357.912 (100kW)	7/94-		F/R		22-0011-1	22-0011-1K	Ate	Th 17,5	
1450,1450L Eng.OM366.947/.948 (100kW)	92-		F/R		22-0011-1	22-0011-1K	Ate	Th 17,5	
1450,1450L Eng.OM366.955/.956 (100kW)	92-		F/R		22-0011-1	22-0011-1K	Ate	Th 17,5	
1550L Eng.OM356.955/.956 (114kW)	92-		F/R		22-0011-1	22-0011-1K	Ate	Th 17,5	
1550L Eng.OM356.956 (115kW)	92-		F/R		22-0011-1	22-0011-1K	Ate	Th 17,5	
1550L Eng.OM356.980 (177kW)	92-		F/R		22-0011-1	22-0011-1K	Ate	Th 17,5	
1550L Eng.OM357.924 (150-157kW)	7/94-		F/R		22-0011-1	22-0011-1K	Ate	Th 17,5	
1550L Eng.OM357.945 (177kW)	7/94-		F/R		22-0011-1	22-0011-1K	Ate	Th 17,5	
1550L Eng.OM366.955/.956 (100kW)	92-		F/R		22-0011-1	22-0011-1K	Ate	Th 17,5	
1550L Eng.OM366.963 (125kW)	92-		F/R		22-0011-1	22-0011-1K	Ate	Th 17,5	
1550L Eng.OM366.984 (150-157kW)	92-		F/R		22-0011-1	22-0011-1K	Ate	Th 17,5	
54 Eng.OM314.916 (40kW)	4/66-3/72		F/R		22-0011-0	22-0011-0K	Ate	Th 15,0	
66,72 Eng.OM314.917 (55kW)	3/69-1/88		F/R		22-0011-0	22-0011-0K	Ate	Th 15,0	
72,80 Eng.OM314.917 (48-55kW)	1/69-1/77		F/R		22-0011-0	22-0011-0K	Ate	Th 15,0	
80,84,90 Eng.OM352.903 (62-66kW)	5/69-12/76		F/R		22-0011-0	22-0011-0K	Ate	Th 15,0	
80,84,90 Eng.OM353.902 (62-66kW)	5/69-1/88		F/R		22-0011-0	22-0011-0K	Ate	Th 15,0	
900 Eng.OM353.902 (62kW)	-92		F/R		22-0011-0	22-0011-0K	Ate	Th 15,0	
	92-		F/R		22-0011-1	22-0011-1K	Ate	Th 17,5	
900 Eng.OM353.940 (81kW)	1/77-1/88		F/R		22-0011-0	22-0011-0K	Ate	Th 15,0	
900 Eng.OM356.912/.939 (81kW)	-92		F/R		22-0011-0	22-0011-0K	Ate	Th 15,0	
	92-		F/R		22-0011-1	22-0011-1K	Ate	Th 17,5	
<b>Vario 9/96-</b>									
512 Eng.OM602.984 (90kW)	9/96-		F		22-0267-0	22-0267-0K	Perr.	Th 22,0	
	9/96-		R		53-0240	53-0240K	Ate	170,0x40	Hand Brake
	9/96-		R		53-0239	53-0239K	Bosch	160,0x40	Hand Brake
612 Eng.OM602.984/.985 (90kW)	9/96-		F		22-0267-0	22-0267-0K	Perr.	Th 22,0	
	9/96-		R		53-0240	53-0240K	Ate	170,0x40	Hand Brake
	9/96-		R		53-0239	53-0239K	Bosch	160,0x40	Hand Brake
613/614 Eng.OM904.908 (95-100kW)	9/96-		F		22-0267-0	22-0267-0K	Perr.	Th 22,0	
	9/96-		R		53-0240	53-0240K	Ate	170,0x40	Hand Brake
	9/96-		R		53-0239	53-0239K	Bosch	160,0x40	Hand Brake

			Spare Parts	F/R	L/R	METELLI ref.	METELLI ref. w/KIT		DIMENSIONS mm.	NOTE
615/616 Eng.OM904.923 (112-115kW)		9/98-	F			22-0267-0	22-0267-0K	Perr.	Th 22,0	
			R			53-0240	53-0240K	Ate	170,0x40	Hand Brake
			R			53-0239	53-0239K	Bosch	160,0x40	Hand Brake
618 (130kW)		9/06-	F			22-0267-0	22-0267-0K	Perr.	Th 22,0	
810 Eng.OM904.904 (75kW)		9/96-	F			22-0267-0	22-0267-0K	Perr.	Th 22,0	
			R			53-0240	53-0240K	Ate	170,0x40	Hand Brake
			R			53-0239	53-0239K	Bosch	160,0x40	Hand Brake
810 Eng.OM904.908 (100kW)		9/96-	F			22-0267-0	22-0267-0K	Perr.	Th 22,0	
			R			53-0240	53-0240K	Ate	170,0x40	Hand Brake
			R			53-0239	53-0239K	Bosch	160,0x40	Hand Brake
810 Eng.OM904.923 (112kW)		9/96-	F			22-0267-0	22-0267-0K	Perr.	Th 22,0	
			R			53-0240	53-0240K	Ate	170,0x40	Hand Brake
			R			53-0239	53-0239K	Bosch	160,0x40	Hand Brake
812 Eng.OM602.984/.985 (90kW)		9/96-	F			22-0267-0	22-0267-0K	Perr.	Th 22,0	
			R			53-0240	53-0240K	Ate	170,0x40	Hand Brake
			R			53-0239	53-0239K	Bosch	160,0x40	Hand Brake
813/814 Eng.OM904.908 (95-100kW)		9/96-	F			22-0267-0	22-0267-0K	Perr.	Th 22,0	
			R			53-0240	53-0240K	Ate	170,0x40	Hand Brake
			R			53-0239	53-0239K	Bosch	160,0x40	Hand Brake
814 Eng.OM904.908 (100kW)		9/96-	F			22-0267-0	22-0267-0K	Perr.	Th 22,0	
			R			53-0240	53-0240K	Ate	170,0x40	Hand Brake
			R			53-0239	53-0239K	Bosch	160,0x40	Hand Brake
815 Eng.OM904.923 (112kW)		9/96-	F			22-0267-0	22-0267-0K	Perr.	Th 22,0	
			R			53-0240	53-0240K	Ate	170,0x40	Hand Brake
			R			53-0239	53-0239K	Bosch	160,0x40	Hand Brake
815/816 Eng.OM904.923 (112-115kW)		9/96-	F			22-0267-0	22-0267-0K	Perr.	Th 22,0	
			R			53-0240	53-0240K	Ate	170,0x40	Hand Brake
			R			53-0239	53-0239K	Bosch	160,0x40	Hand Brake
818 (130kW)		9/06-	F			22-0267-0	22-0267-0K	Perr.	Th 22,0	

## MINI

<b>Mini I (R50, R53) 6/01-10/06</b>											
1.4 Eng.W10B14A (55kW)		03-06	F			22-0555-0	22-0555-0K	Ate	Th 18,0		
			R			22-0556-0	22-0556-0K	Ate	Th 16,5		
		03-06		F			23-0666C			Ø 276,0 Th 22,0-20,4	Vent., (Coated)
			R			23-0667C			Ø 259,0 Th 9,9-8,4	(Coated)	
1.4 One D Eng.1ND/W17 (65kW)		9/05-	F			22-0555-0	22-0555-0K	Ate	Th 18,0		
			R			22-0556-0	22-0556-0K	Ate	Th 16,5		
		9/05-		F			23-0666C			Ø 276,0 Th 22,0-20,4	Vent., (Coated)
			R			23-0667C			Ø 259,0 Th 9,9-8,4	(Coated)	
1.4 One D Eng.W17 (55kW)		6/03-9/05	F			22-0555-0	22-0555-0K	Ate	Th 18,0		
			R			22-0556-0	22-0556-0K	Ate	Th 16,5		
		6/03-		F			23-0666C			Ø 276,0 Th 22,0-20,4	Vent., (Coated)
			R			23-0667C			Ø 259,0 Th 9,9-8,4	(Coated)	
1.6 Cooper Eng.W10B16A (85kW)		6/01-	F			22-0555-0	22-0555-0K	Ate	Th 18,0		
			R			22-0556-0	22-0556-0K	Ate	Th 16,5		
		6/01-		F			23-0666C			Ø 276,0 Th 22,0-20,4	Vent., (Coated)
			R			23-0667C			Ø 259,0 Th 9,9-8,4	(Coated)	
1.6 Cooper S Eng.W11B16A (120kW)		3/02-	F			22-0555-0	22-0555-0K	Ate	Th 18,0		
			R			22-0556-0	22-0556-0K	Ate	Th 16,5		
		3/02-		F			23-0666C			Ø 276,0 Th 22,0-20,4	Vent., (Coated)
			R			23-0667C			Ø 259,0 Th 9,9-8,4	(Coated)	
1.6 Cooper S Eng.W11B16A (125kW)		7/04-	F			22-0555-0	22-0555-0K	Ate	Th 18,0		
			R			22-0556-0	22-0556-0K	Ate	Th 16,5		
		7/04-		F			23-0666C			Ø 276,0 Th 22,0-20,4	Vent., (Coated)
			R			23-0667C			Ø 259,0 Th 9,9-8,4	(Coated)	
1.6 Cooper Works Eng.W11B16A (155kW)		11/03-	F			22-0768-0	22-0768-0K	Gir	Th 18,0		
			R			22-0556-0	22-0556-0K	Ate	Th 16,5		
		11/03-		F			23-0666C			Ø 276,0 Th 22,0-20,4	Vent., (Coated)
			R			23-0667C			Ø 259,0 Th 9,9-8,4	(Coated)	
1.6 One Eng.W10B16A (66kW)		6/01-	F			22-0555-0	22-0555-0K	Ate	Th 18,0		
			R			22-0556-0	22-0556-0K	Ate	Th 16,5		
		6/01-		F			23-0666C			Ø 276,0 Th 22,0-20,4	Vent., (Coated)
			R			23-0667C			Ø 259,0 Th 9,9-8,4	(Coated)	
<b>Mini I Cabrio (R52) 7/04-2/07</b>											
1.6 Cooper Eng.W10B16A (85kW)		7/04-	F			22-0555-0	22-0555-0K	Ate	Th 18,0		
		7/04-	R			22-0556-0	22-0556-0K	Ate	Th 16,5		







		Spare Parts	F/R	L/R	METELLI ref.	METELLI ref. w/KIT		DIMENSIONS mm.	NOTE
1.6 Cooper Eng.W10B16A (85kW)	7/04-		F		23-0666C			Ø 276,0 Th 22,0-20,4	Vent., (Coated)
	7/04-		R		23-0667C			Ø 259,0 Th 9,9-8,4	(Coated)
1.6 Cooper S Eng.W11B16A (125kW)	7/04-		F		22-0555-0	22-0555-0K	Ate	Th 18,0	
	7/04-		R		22-0556-0	22-0556-0K	Ate	Th 16,5	
	7/04-		F		23-0666C			Ø 276,0 Th 22,0-20,4	Vent., (Coated)
	7/04-		R		23-0667C			Ø 259,0 Th 9,9-8,4	(Coated)
1.6 One Eng.W10B16A (66kW)	7/04-		F		22-0555-0	22-0555-0K	Ate	Th 18,0	
	7/04-		R		22-0556-0	22-0556-0K	Ate	Th 16,5	
	7/04-		F		23-0666C			Ø 276,0 Th 22,0-20,4	Vent., (Coated)
	7/04-		R		23-0667C			Ø 259,0 Th 9,9-8,4	(Coated)
1.6 Works Eng.W11B16A (155kW)	05-07		F		22-0768-0	22-0768-0K	Gir	Th 18,0	
	05-07		R		22-0556-0	22-0556-0K	Ate	Th 16,5	
	05-07		F		23-0666C			Ø 276,0 Th 22,0-20,4	Vent., (Coated)
	05-07		R		23-0667C			Ø 259,0 Th 9,9-8,4	(Coated)
<b>Mini II SW/Clubman (R55) 11/07-</b>									
1.6 Cooper Eng.N12B16A (88kW)	11/07-		F		22-0664-0	22-0664-1K	Gir	Th 17,5	
	11/07-		R		22-0769-0	22-0769-0K	Gir	Th 17,0	
	07-		F		23-0940			Ø 280,0 Th 22,0-20,0	Vent.
	07-		R		23-0667C			Ø 259,0 Th 9,9-8,4	(Coated)
1.6 Cooper D Eng.9HZ (80kW)	11/07-		F		22-0664-0	22-0664-1K	Gir	Th 17,5	
	11/07-		R		22-0769-0	22-0769-0K	Gir	Th 17,0	
	07-		F		23-0940			Ø 280,0 Th 22,0-20,0	Vent.
	07-		R		23-0667C			Ø 259,0 Th 9,9-8,4	(Coated)
1.6 Cooper S Eng.N14B16A (128kW)	11/07-		F		22-0768-0	22-0768-1K	Gir	Th 18,0	
	11/07-		R		22-0769-0	22-0769-0K	Gir	Th 17,0	
	07-		R		23-0667C			Ø 259,0 Th 9,9-8,4	(Coated)
<b>Mini II, Cabrio (R56, R57) 11/06-</b>									
1.4 One Eng.N12B14A (70kW)	3/07-		F		22-0664-0	22-0664-1K	Gir	Th 17,5	
	3/07-		R		22-0769-0	22-0769-0K	Gir	Th 17,0	
	3/07-		F		23-0940			Ø 280,0 Th 22,0-20,0	Vent.
	3/07-		R		23-0667C			Ø 259,0 Th 9,9-8,4	(Coated)
1.6 Cooper D Eng.9HZ (80kW)	3/07-		F		22-0664-0	22-0664-1K	Gir	Th 17,5	
	3/07-		R		22-0769-0	22-0769-0K	Gir	Th 17,0	
	07-		F		23-0940			Ø 280,0 Th 22,0-20,0	Vent.
	07-		R		23-0667C			Ø 259,0 Th 9,9-8,4	(Coated)
1.6 Cooper S, Cabrio Eng.N14B16A (128kW)	11/06-		F		22-0768-0	22-0768-1K	Gir	Th 18,0	
	11/06-		R		22-0769-0	22-0769-0K	Gir	Th 17,0	
	06-		R		23-0667C			Ø 259,0 Th 9,9-8,4	(Coated)
1.6 Cooper, Cabrio Eng.N12B16A (88kW)	11/06-		F		22-0664-0	22-0664-1K	Gir	Th 17,5	
	11/06-		R		22-0769-0	22-0769-0K	Gir	Th 17,0	
	06-		F		23-0940			Ø 280,0 Th 22,0-20,0	Vent.
	06-		R		23-0667C			Ø 259,0 Th 9,9-8,4	(Coated)
1.6 Cooper, Cabrio Eng.W11B16AW (155kW)	08-		R		22-0769-0	22-0769-0K	Gir	Th 17,0	

## MITSUBISHI






## 3000 GT (Z16A) 6/92-


































3.0 24v 4WD Eng.6G72 (210kW)	6/92-		F		22-0134-0		Ake	Th 16,0	
	6/92-		R		53-0265	53-0265K		167,0x32	Hand Brake

## Airtrek 3/03-2/07

2.0 4WD (177kW)	5/03-2/07		R		53-0265	53-0265K		167,0x32	Hand Brake
2.0 4WD (93kW)	5/03-2/07		R		53-0265	53-0265K		167,0x32	Hand Brake
2.0 4WD Eng.4G63-7 (100kW)	5/03-2/07		R		53-0265	53-0265K		167,0x32	Hand Brake
2.0 T. 4WD Eng.4G63-7 (148kW)	4/04-2/07		R		53-0265	53-0265K		167,0x32	Hand Brake
2.4 4WD Eng.4G64 (102kW)	5/03-2/07		R		53-0265	53-0265K		167,0x32	Hand Brake
2.4 4WD Eng.4G69-2 (118kW)	11/03-2/07		R		53-0265	53-0265K		167,0x32	Hand Brake












































## Carisma (DA) 7/95-

1.6 Eng.4G92 (66kW)	00-		F		22-0286-0		Gir	Th 17,0	
	-99		F		22-0250-0		Gir	Th 15,0	
	99-00		F		22-0216-0		Gir	Th 15,5	
	-99		R		22-0396-0		Ake	Th 14,0	
	99-		R		22-0347-0		Gir	Th 17,0	
	95-		F		23-0505			Ø 236,0 Th 18,0-16,4	Vent.
	6/99-8/00		R		53-0259		Bosch	203,2x40	Hand Brake
	7/95-		R		53-0253	53-0253Y	Ake	180,0x36	Hand Brake
7/95-		R		53-0257		Ake	203,0x37	Hand Brake	




















































		Spare Parts	F/R	L/R	METELLI ref.	METELLI ref. w/KIT		DIMENSIONS mm.	NOTE
1.6 Eng.4G92 (70-73kW)	00-99		F		22-0286-0		Gir	Th 17,0	
			F		22-0250-0		Gir	Th 15,0	
			F		22-0216-0		Gir	Th 15,5	
			R		22-0396-0		Ake	Th 14,0	
			R		22-0347-0		Gir	Th 17,0	
	97-5/97		F		23-0505			Ø 236,0 Th 18,0-16,4	Vent.
	5/97-5/97		R		53-0253	53-0253Y	Ake	180,0x36	Hand Brake
	R			53-0257		Ake	203,0x37	Hand Brake	
	6/99-8/00		R		53-0259		Bosch	203,2x40	Hand Brake
1.6 Eng.4G92 (76kW)	9/00-9/00		F		22-0286-0		Gir	Th 17,0	
			R		22-0347-0		Gir	Th 17,0	
	9/00-9/00		F		23-0467			Ø 281,0 Th 24,0-21,5	Vent.
	R			23-0434			Ø 260,0 Th 10,0-8,4	+ABS	
1.8 Eng.4G93 (85kW)	7/95-7/95		F		22-0216-0		Gir	Th 15,5	
	R			22-0396-0		Ake	Th 14,0		
	7/95-2/99		F		23-0461			Ø 256,0 Th 24,0-21,5	Vent.
	3/99-05		F		23-0467			Ø 281,0 Th 24,0-21,5	Vent.
	95-05		R		23-0434			Ø 260,0 Th 10,0-8,4	+ABS
	6/99-8/00		R		53-0259		Bosch	203,2x40	Hand Brake
	7/95-7/95		R		53-0253	53-0253Y	Ake	180,0x36	Hand Brake
	7/95-7/95		R		53-0257		Ake	203,0x37	Hand Brake
	95-10/05			R		18-0384			Ø 203,0
1.8 16v Eng.4G93 (103kW)	7/95-7/95		F		22-0216-0		Gir	Th 15,5	
	R			22-0396-0		Ake	Th 14,0		
	7/95-2/99		F		23-0461			Ø 256,0 Th 24,0-21,5	Vent.
	3/99-05		F		23-0467			Ø 281,0 Th 24,0-21,5	Vent.
	95-05		R		23-0434			Ø 260,0 Th 10,0-8,4	+ABS
	6/99-8/00		R		53-0259		Bosch	203,2x40	Hand Brake
	7/95-7/95		R		53-0253	53-0253Y	Ake	180,0x36	Hand Brake
	7/95-7/95		R		53-0257		Ake	203,0x37	Hand Brake
	95-10/05			R		18-0384			Ø 203,0
1.8 GDi Eng.4G93(GDI) (90kW)	10/00-10/00		F		22-0286-0		Gir	Th 17,0	
	R			22-0347-0		Gir	Th 17,0		
	00-00		F		23-0467			Ø 281,0 Th 24,0-21,5	Vent.
	00-00		R		23-0434			Ø 260,0 Th 10,0-8,4	+ABS
	00-10/05		R		18-0384			Ø 203,0	-ABS
1.8 GDi Eng.4G93(GDI) (92kW)	99-99		F		22-0216-0		Gir	Th 15,5	
	99-99		F		22-0286-0		Gir	Th 17,0	
	99-99		R		22-0396-0		Ake	Th 14,0	
	99-99		R		22-0347-0		Gir	Th 17,0	
	97-2/99		F		23-0461			Ø 256,0 Th 24,0-21,5	Vent.
	3/99-05		F		23-0467			Ø 281,0 Th 24,0-21,5	Vent.
	97-05		R		23-0434			Ø 260,0 Th 10,0-8,4	+ABS
	6/99-8/00		R		53-0259		Bosch	203,2x40	Hand Brake
	9/97-9/97		R		53-0253	53-0253Y	Ake	180,0x36	Hand Brake
	9/97-9/97		R		53-0257		Ake	203,0x37	Hand Brake
97-10/05			R		18-0384			Ø 203,0	-ABS
1.9 DI-D Eng.F9Q1 (75kW)	9/00-9/00		F		22-0286-0		Gir	Th 17,0	
	R			22-0347-0		Gir	Th 17,0		
	00-06		F		23-0467			Ø 281,0 Th 24,0-21,5	Vent.
	00-06		R		23-0434			Ø 260,0 Th 10,0-8,4	
	9/00-9/00		R		53-0259		Bosch	203,2x40	Hand Brake
1.9 DI-D Eng.F9Q2 (85kW)	9/00-9/00		F		22-0286-0		Gir	Th 17,0	
	R			22-0347-0		Gir	Th 17,0		
	00-06		F		23-0467			Ø 281,0 Th 24,0-21,5	Vent.
	00-06		R		23-0434			Ø 260,0 Th 10,0-8,4	
	9/00-9/00		R		53-0259		Bosch	203,2x40	Hand Brake
1.9 TD Eng.F8QT (66kW)	99-99		F		22-0250-0		Gir	Th 15,0	
	99-99		F		22-0216-0		Gir	Th 15,5	
	99-99		R		22-0347-0		Gir	Th 17,0	
	96-00		F		23-0505			Ø 236,0 Th 18,0-16,4	Vent.
	10/96-9/00		R		53-0259		Bosch	203,2x40	Hand Brake
	96-00		R		18-0384			Ø 203,0	-ABS
2.0 16v GT EVO Eng.4G63T (206kW)	98-98		F		22-0134-0		Ake	Th 16,0	
	98-98		F		22-0288-5		Bre	Th 16,0	
	98-98		R		22-0151-0		Ake	Th 14,5	
	98-98		R		22-0739-0		Bre	Th 14,5	

			Spare Parts	F/R	L/R	METELLI ref.	METELLI ref. w/KIT		DIMENSIONS mm.	NOTE
<b>Celeste (A7) 10/75-6/81</b>										
1.6 Eng.G32B (60-77kW)	1/78-12/81		F			22-0228-0		Sum	Th 14,0	
1.6 (A73) Eng.4G32 (55kW)	1/77-6/81		F			22-0228-0		Sum	Th 14,0	
	77-81		R			18-0342			Ø 228,6	
2.0 GSR (A78) Eng.4G52 (66-71-77kW)	10/75-6/81		F			22-0228-0		Sum	Th 14,0	
	75-81		R			18-0342			Ø 228,6	
<b>Colt I (A15A)/ Champ 12/69-1/84</b>										
1.2 (A151A) Eng.4G11 (40kW)	12/78-1/84		F			22-0228-0		Sum	Th 14,0	
	78-1/84		R			18-0247			Ø 180,0	Europe
1.4 (A152A) Eng.4G12 (51kW)	5/79-1/84		F			22-0228-0		Sum	Th 14,0	
	79-84		R			18-0247			Ø 180,0	Europe
1.4 T. (A152A) Eng.4G12 (77kW)	9/81-1/84		F			22-0480-0		Sum	Th 15,5	
	81-84		F			23-0278			Ø 242,0 Th 18,0-16,4	Vent.
	81-84		R			18-0247			Ø 180,0	Europe
<b>Colt II (C1A)/ Champ 2/84-4/88</b>										
1.2 (C15A) Eng.4G16 (40-44kW)	2/84-4/88		F			22-0238-0		Sum	Th 15,0	
	2/84-4/88		R			53-0253	53-0253Y	Ake	180,0x36	Hand Brake
	2/84-8/88		R			18-0248			Ø 180,0	Europe
1.3 (C11A) Eng.G13B (49-56kW)	86-88		R			18-0248			Ø 180,0	Europe
1.5 (C12A) Eng.4G15 (55kW)	9/84-4/88		F			22-0238-0		Sum	Th 15,0	
	9/84-4/88		R			53-0253	53-0253Y	Ake	180,0x36	Hand Brake
	2/84-8/88		R			18-0248			Ø 180,0	Europe
1.5 (C12A) Eng.G15B (51kW)	9/85-4/88		F			22-0238-0		Sum	Th 15,0	
	9/85-4/88		R			53-0253	53-0253Y	Ake	180,0x36	Hand Brake
	85-88		R			18-0248			Ø 180,0	Europe
1.6 T. Eci (C13A) Eng.4G32T-C (92kW)	2/84-4/88		F			22-0114-0		Ake	Th 15,5	
	2/84-8/88		F			23-0278			Ø 242,0 Th 18,0-16,4	Vent.
	2/84-4/88		R			53-0253	53-0253Y	Ake	180,0x36	Hand Brake
	2/84-8/88		R			18-0248			Ø 180,0	Europe
1.6 T. Eci (C13A) Eng.G32B (60-77kW)	7/86-4/88		F			22-0114-0		Ake	Th 15,5	
	86-88		F			23-0278			Ø 242,0 Th 18,0-16,4	Vent.
	7/86-4/88		R			53-0253	53-0253Y	Ake	180,0x36	Hand Brake
1.8 D (C14A) Eng.4D65 (44kW)	2/84-4/88		F			22-0114-0		Ake	Th 15,5	
	2/84-8/88		F			23-0278			Ø 242,0 Th 18,0-16,4	Vent.
	2/84-4/88		R			53-0253	53-0253Y	Ake	180,0x36	Hand Brake
	2/84-8/88		R			18-0248			Ø 180,0	Europe
<b>Colt III (C5A) 4/88-5/92</b>										
1.3 Eng.4G13 (44kW)	4/88-12/90		F			22-0114-0		Ake	Th 15,5	Injection
	4/88-12/90		F			22-0238-0		Sum	Th 15,0	
	88-90		F			23-0278			Ø 242,0 Th 18,0-16,4	Vent.
	4/88-12/90		R			53-0253	53-0253Y	Ake	180,0x36	Hand Brake
	88-90		R			18-0249			Ø 180,0	Europe
1.3 (C51A) Eng.4G13 (51kW)	-90		F			22-0114-0		Ake	Th 15,5	Injection
	-90		F			22-0238-0		Sum	Th 15,0	
	90-92		F			22-0221-0		Sum	Th 15,0	Incl. Injection
	88-92		F			23-0493			Ø 236,0 Th 18,0-16,5	Vent.
	-5/90		R			53-0253	53-0253Y	Ake	180,0x36	Hand Brake
	6/90-		R			53-0258		Ake	180,0x37	Hand Brake
	88-92		R			18-0249			Ø 180,0	Europe
1.3 12v (C51A) Eng.4G13 (55kW)	-90		F			22-0114-0		Ake	Th 15,5	Injection
	-90		F			22-0238-0		Sum	Th 15,0	
	90-92		F			22-0221-0		Sum	Th 15,0	Incl. Injection
	90-92		F			23-0493			Ø 236,0 Th 18,0-16,5	Vent., Electric carburetor
	7/90-5/92		R			53-0258		Ake	180,0x37	Hand Brake
	90-92		R			18-0249			Ø 180,0	Europe
1.5 (C52A) Eng.4G15 (62kW)	-90		F			22-0114-0		Ake	Th 15,5	Injection
	-90		F			22-0238-0		Sum	Th 15,0	
	90-92		F			22-0221-0		Sum	Th 15,0	Incl. Injection
	88-92		F			23-0278			Ø 242,0 Th 18,0-16,4	Vent.
	-5/90		R			53-0253	53-0253Y	Ake	180,0x36	Hand Brake
	6/90-		R			53-0258		Ake	180,0x37	Hand Brake
	88-92		R			18-0249			Ø 180,0	Europe
1.5 (C52A) Eng.4G15 (66kW)	-90		F			22-0114-0		Ake	Th 15,5	Injection
	-90		F			22-0238-0		Sum	Th 15,0	
	90-92		F			22-0221-0		Sum	Th 15,0	Incl. Injection
	88-92		F			23-0493			Ø 236,0 Th 18,0-16,5	Vent.
	-5/90		R			53-0253	53-0253Y	Ake	180,0x36	Hand Brake






		Spare Parts	F/R	L/R	METELLI ref.	METELLI ref. w/KIT		DIMENSIONS mm.	NOTE
1.5 (C52A) Eng.4G15 (66kW)	6/90-		R		53-0258		Ake	180,0x37	Hand Brake
	88-92		R		18-0249			Ø 180,0	Europe
1.6 GTi 16v (C53A) Eng.4G61 (91kW)	4/88-5/90		F		22-0114-0		Ake	Th 15,5	
	4/88-5/90		R		22-0226-0		Ake	Th 14,5	
1.8 D GLX (C54A) Eng.4D65 (44kW)	-90		F		22-0114-0		Ake	Th 15,5	
	90-		F		22-0221-0		Sum	Th 15,0	
	6/90-92		F		23-0493			Ø 236,0 Th 18,0-16,5	Vent.
	88-5/90		F		23-0278			Ø 242,0 Th 18,0-16,4	Vent.
	-5/90		R		53-0253	53-0253Y	Ake	180,0x36	Hand Brake
	6/90-		R		53-0258		Ake	180,0x37	Hand Brake
	88-92		R		18-0249			Ø 180,0	Europe
1.8 GTi 16v (C58A) Eng.4G67 (100kW)	6/90-5/92		F		22-0224-0		Ake	Th 15,0	
	6/90-5/92		R		22-0226-0		Ake	Th 14,5	
<b>Colt IV (CAA) 4/92-4/96</b>									
1.3 12v (CA1A) Eng.G13(BJ90-92/12V) (55kW)	4/92-4/96		F		22-0221-0		Sum	Th 15,0	
	92-96		F		23-0478			Ø 234,0 Th 13,0-11,4	
1.5 Eng.4G15 (66kW)	2/94-4/96		F		22-0221-0		Sum	Th 15,0	
	94-96		F		23-0505			Ø 236,0 Th 18,0-16,4	Vent.
1.6 16v (CA4A) Eng.4G92 (66-70-73-84kW)	4/92-4/96		F		22-0221-0		Sum	Th 15,0	
	4/92-4/96		R		22-0396-0		Ake	Th 14,0	
	92-96		F		23-0505			Ø 236,0 Th 18,0-16,4	Vent.
	4/92-4/96		R		53-0258		Ake	180,0x37	Hand Brake
1.8 GTi 16v (CA5A) Eng.4G93 (103kW)	4/92-4/96		F		22-0224-0		Ake	Th 15,0	
	4/92-4/96		R		22-0396-0		Ake	Th 14,0	
	4/92-4/96		R		53-0258		Ake	180,0x37	Hand Brake
<b>Colt V (CJA) 11/95-6/04</b>									
1.3 12v (CJ1A) Eng.4G13 (55kW)	5/96-9/00		F		22-0221-1		Sum	Th 15,0	
	96-00		F		23-0505			Ø 236,0 Th 18,0-16,4	Vent.
	5/96-9/00		R		53-0259		Bosch	203,2x40	Hand Brake
1.3 16v Eng.4G13(16v) (60-61-63kW)	00-04		F		22-0221-1		Sum	Th 15,0	
	00-04		F		23-0505			Ø 236,0 Th 18,0-16,4	Vent.
	9/00-6/04		R		53-0259		Bosch	203,2x40	Hand Brake
1.5 16v (CJ2A) Eng.4G15(16v) (69kW)	11/95-6/04		F		22-0221-1		Sum	Th 15,0	
	95-00		F		23-0505			Ø 236,0 Th 18,0-16,4	Vent.
1.6 Eng.4G92 (76kW)	9/00-6/04		F		22-0221-1		Sum	Th 15,0	
	00-04		F		23-0505			Ø 236,0 Th 18,0-16,4	Vent.
1.6 (CJ4A) Eng.4G92 (66-70-73-83kW)	5/96-9/00		F		22-0221-1		Sum	Th 15,0	
	96-00		F		23-0505			Ø 236,0 Th 18,0-16,4	Vent.
<b>Colt VI (CZ) 6/04-2/09</b>									
1.1 12v Eng.3A91 (55kW)	10/04-		F		22-0216-1		Gir	Th 17,5	
	04-		F		23-0623			Ø 256,0 Th 24,0-21,5	Vent.
	10/04-2/09		R		53-0266		Luc	203,2x39	Hand Brake
	04-		R		51-0214		Luc	Ø 19,05 203,2x39	LUC
1.3 16v Eng.4A90 (70kW)	6/04-		F		22-0216-1		Gir	Th 17,5	
	04-		F		23-0623			Ø 256,0 Th 24,0-21,5	Vent.
	6/04-2/09		R		53-0266		Luc	203,2x39	Hand Brake
	04-		R		51-0214		Luc	Ø 19,05 203,2x39	LUC
1.5 16v, CZC Cabrio Eng.4A91 (80kW)	6/04-		F		22-0216-1		Gir	Th 17,5	
	6/04-		R		22-0347-0		Gir	Th 17,0	
	04-		F		23-0623			Ø 256,0 Th 24,0-21,5	Vent.
	6/04-2/09		R		53-0266		Luc	203,2x39	Hand Brake
1.5 CZT, CZC Cabrio Eng.4G15T (110kW)	3/05-		F		22-0286-0		Gir	Th 17,0	
	3/05-		R		22-0347-0		Gir	Th 17,0	
1.5 Di-D Eng.OM636.939 (50kW)	8/04-		F		22-0216-1		Gir	Th 17,5	
	04-		F		23-0623			Ø 256,0 Th 24,0-21,5	Vent.
	8/04-2/09		R		53-0266		Luc	203,2x39	Hand Brake
1.5 Di-D HP Eng.OM639.939 (70kW)	04-		R		51-0214		Luc	Ø 19,05 203,2x39	LUC
	8/04-		F		23-0623			Ø 256,0 Th 24,0-21,5	Vent.
	8/04-2/09		R		53-0266		Luc	203,2x39	Hand Brake
<b>Colt VII (Z30) 3/09-</b>									
1.1 12v (55kW)	09-		F		23-0623			Ø 256,0 Th 24,0-21,5	Vent.
1.3 (70kW)	04-		F		23-0623			Ø 256,0 Th 24,0-21,5	Vent.
<b>Cordia (A21A) 10/82-12/86</b>									
1.6 (A212A) Eng.4G32 (55kW)	82-86		R		18-0327			Ø 203,0	

		Spare Parts	F/R	L/R	METELLI ref.	METELLI ref. w/KIT		DIMENSIONS mm.	NOTE
1.6 T. (A212A) Eng.4G32T (84-85kW)	10/82-5/85		F		22-0114-0		Ake	Th 15,5	
	82-85		F		23-0278			Ø 242,0 Th 18,0-16,4	Vent.
	85-86		R		18-0327			Ø 203,0	
1.8 (A215A) Eng.4G37 (66kW)	10/86-12/86		R		53-0252		Ake	203,0x37	Hand Brake
	10/86-		R		18-0327			Ø 203,0	
1.8 T. Eci (A213A) Eng.4G62T(ECI) (100kW)	10/84-12/86		F		22-0114-0		Ake	Th 15,5	
	10/84-12/86		R		53-0252		Ake	203,0x37	Hand Brake
	84-86		R		18-0327			Ø 203,0	
<b>Debonair II (S11) 1/86-12/92</b>									
2.0 Eng.6G71 (88kW)	1/86-12/92		R		53-0256		Ake	228,6x40	Hand Brake
<b>Diamante I 5/90-5/99</b>									
3.0 (177kW)	10/95-5/99		F		22-0134-0		Ake	Th 16,0	
	10/95-5/99		R		22-0483-0		Ake	Th 15,0	Only SW
	10/95-5/99		R		22-0398-0		Ake	Th 15,5	
3.0 Eng.6G72 (151kW)	10/92-5/99		F		22-0134-0		Ake	Th 16,0	
	10/92-5/99		R		22-0483-0		Ake	Th 15,0	Only SW
	10/92-5/99		R		22-0398-0		Ake	Th 15,5	
3.5 (157kW)	10/95-5/99		F		22-0134-0		Ake	Th 16,0	
<b>Eclipse I (D2A) 4/91-11/95</b>									
2.0 16v, 4WD (D22A) Eng.4G63 (110kW)	4/91-11/95		F		22-0224-0		Ake	Th 15,0	
	4/91-11/95		R		22-0226-0		Ake	Th 14,5	
<b>Eclipse II (D3) 12/95-4/99</b>									
2.0 16v Eng.4G63 (107kW)	12/95-		F		22-0224-0		Ake	Th 15,0	
	12/95-		R		22-0398-0		Ake	Th 15,5	
	12/95-4/99		R		53-0265	53-0265K		167,0x32	Hand Brake
2.0 GT 16v (157kW)	12/95-		F		22-0224-0		Ake	Th 15,0	
	12/95-		F		22-0134-0		Ake	Th 16,0	4WD
	12/95-		R		22-0398-0		Ake	Th 15,5	
	12/95-4/99		R		53-0265	53-0265K		167,0x32	Hand Brake
2.4 GS 16v Eng.4G64 (105kW)	9/98-		F		22-0224-0		Ake	Th 15,0	
	9/98-		R		22-0398-0		Ake	Th 15,5	
	9/98-4/99		R		53-0265	53-0265K		167,0x32	Hand Brake
<b>Eclipse III (D5) 5/99-3/05</b>									
2.4 (110kW)	-00		F		22-0224-0		Ake	Th 15,0	
	00-		F		22-0481-0		Sum	Th 16,0	
	5/99-3/05		R		22-0398-0		Ake	Th 15,5	
3.0 (157kW)	-00		F		22-0134-0		Ake	Th 16,0	
	00-		F		22-0481-0		Sum	Th 16,0	
	5/99-3/05		R		22-0398-0		Ake	Th 15,5	
3.0 Eng.6G72 (149kW)	-00		F		22-0134-0		Ake	Th 16,0	
	00-		F		22-0481-0		Sum	Th 16,0	
	5/99-3/05		R		22-0398-0		Ake	Th 15,5	
<b>Eclipse IV 4/05-</b>									
2.4 GS Eng.4G69 (120kW)	4/05-		R		53-0362			170,0x32	Hand Brake
3.8 GT (192kW)	4/05-		R		53-0362			170,0x32	Hand Brake
<b>Expo 10/91-8/99</b>									
1.8 16v, 4WD	1/92-12/94		F		22-0224-0		Ake	Th 15,0	
	1/92-12/94		R		53-0257		Ake	203,0x37	Usa, Exc. 4WD, Hand Brake
	1/92-12/94		R		53-0256		Ake	228,6x40	Usa, 4WD, Hand Brake
1.8, 4WD (N11W, N21W) Eng.4G93 (90kW)	10/91-8/99		R		53-0257		Ake	203,0x37	Usa, Exc. 4WD, Hand Brake
	10/91-8/99		R		53-0256		Ake	228,6x40	Usa, 4WD, Hand Brake
2.4 16v, 4WD	1/93-12/95		F		22-0224-0		Ake	Th 15,0	
	1/93-12/95		R		22-0398-0		Ake	Th 15,5	4WD
	1/93-12/95		R		53-0257		Ake	203,0x37	Usa, Exc. 4WD, Hand Brake
	1/93-12/95		R		53-0256		Ake	228,6x40	Usa, 4WD, Hand Brake
2.4, 4WD	1/92-12/92		R		53-0257		Ake	203,0x37	Usa, Exc. 4WD, Hand Brake
	1/92-12/92		R		53-0256		Ake	228,6x40	Usa, 4WD, Hand Brake
<b>FTO 1/94-</b>									
1.8 16v Eng.4G93 (92kW)	1/94-		F		22-0134-0		Ake	Th 16,0	
	1/94-		R		22-0396-0		Ake	Th 14,0	
2.0 V6 24v Eng.6A12 (126kW)	1/94-		F		22-0134-0		Ake	Th 16,0	
	1/94-		R		22-0396-0		Ake	Th 14,0	
<b>Galant I (A12/V) 1/69-12/82</b>									
1.6, SW Eng.4G32 (55kW)	1/77-8/80		F		22-0228-0		Sum	Th 14,0	
	77-80		R		18-0342			Ø 228,6	
2.0, SW Eng.4G52 (63-72kW)	1/77-8/80		F		22-0228-0		Sum	Th 14,0	
	1/77-8/80		F		22-0112-0		Sum	Th 15,5	Only SW





































































		Spare Parts	F/R	L/R	METELLI ref.	METELLI ref. w/KIT		DIMENSIONS mm.	NOTE
2.0, SW Eng.4G52 (63-72kW)	77-80		R		18-0342			Ø 228,6	
<b>Galant II (A16V), SW 9/80-5/84</b>									
1.6 (A161A) Eng.4G32 (55kW)	9/80-5/84		F		22-0480-0		Sum	Th 15,5	
	80-84		R		18-0342			Ø 228,6	
2.0 (A163) Eng.4G63 (75-82-106-110kW)	9/80-5/84		F		22-0112-0		Sum	Th 15,5	
	80-84		R		18-0342			Ø 228,6	
2.3 TD (A167) Eng.4D55T (62kW)	9/80-5/84		F		22-0112-0		Sum	Th 15,5	
	80-84		R		18-0342			Ø 228,6	
<b>Galant III (E1A) 6/84-12/87</b>									
1.6 (E11A) Eng.4G32 (55kW)	6/84-12/87		F		22-0114-0		Ake	Th 15,5	
	6/84-12/87		R		22-0226-0		Ake	Th 14,5	
	84-87		F		23-0278			Ø 242,0 Th 18,0-16,4	Vent.
	6/84-12/87		R		53-0252		Ake	203,0x37	Hand Brake
	84-87		R		18-0248			Ø 180,0	
	84-87		R		18-0327			Ø 203,0	
1.8 (E12A) Eng.4G37 (60-66kW)	6/84-12/87		R		53-0252		Ake	203,0x37	Hand Brake
1.8 T. (E13A) Eng.G62B (100kW)	1/86-8/87		R		53-0252		Ake	203,0x37	Hand Brake
1.8 TD (E14A) Eng.4D65T (60kW)	6/84-12/87		F		22-0114-0		Ake	Th 15,5	
	6/84-12/87		R		22-0226-0		Ake	Th 14,5	
	84-87		F		23-0279			Ø 266,0 Th 24,0-22,4	Vent.
	6/84-12/87		R		53-0252		Ake	203,0x37	Hand Brake
	84-87		R		18-0248			Ø 180,0	
	84-87		R		18-0327			Ø 203,0	
2.0 (E15A) Eng.4G63 (75-82-106-110kW)	6/84-12/87		F		22-0114-0		Ake	Th 15,5	
	6/84-12/87		R		22-0226-0		Ake	Th 14,5	
	84-87		F		23-0279			Ø 266,0 Th 24,0-22,4	Vent.
	6/84-12/87		R		53-0252		Ake	203,0x37	Hand Brake
2.0 (E15A) Eng.G63B (66kW)	6/86-12/87		F		22-0114-0		Ake	Th 15,5	
	6/86-12/87		R		22-0226-0		Ake	Th 14,5	
	6/86-12/87		R		53-0252		Ake	203,0x37	Hand Brake
2.0 T. Eci (E15A) Eng.4G63T (110kW)	6/84-5/85		F		22-0114-0		Ake	Th 15,5	
	6/84-5/85		R		22-0226-0		Ake	Th 14,5	
	84-85		F		23-0279			Ø 266,0 Th 24,0-22,4	Vent.
	6/84-5/85		R		53-0252		Ake	203,0x37	Hand Brake
2.4 (E16A) Eng.G64B (82kW)	7/85-12/87		F		22-0114-0		Ake	Th 15,5	
	7/85-12/87		R		22-0226-0		Ake	Th 14,5	
	85-87		F		23-0279			Ø 266,0 Th 24,0-22,4	Vent.
<b>Galant IV (E3A) 11/87-10/92</b>									
1.6 (E31A) Eng.4G32B (60kW)	-90		F		22-0114-0		Ake	Th 15,5	
	90-		F		22-0224-0		Ake	Th 15,0	
	11/88-10/92		R		22-0226-0		Ake	Th 14,5	
	11/88-10/92		R		53-0257		Ake	203,0x37	Hand Brake
	88-89		R		18-0327			Ø 203,0	
1.8 (E32A) Eng.4G37 (63-66kW)	-90		F		22-0114-0		Ake	Th 15,5	
	90-		F		22-0224-0		Ake	Th 15,0	
	11/87-10/92		R		22-0226-0		Ake	Th 14,5	
	6/90-92		F		23-0653			Ø 256,0 Th 24,0-22,4	Vent.
	87-5/90		F		23-0279			Ø 266,0 Th 24,0-22,4	Vent.
	11/87-10/92		R		53-0257		Ake	203,0x37	Hand Brake
	11/87-10/92		R		53-0252		Ake	203,0x37	-ABS, Hand Brake
	87-89		R		18-0327			Ø 203,0	
1.8 D (E34A) Eng.4D65 (55kW)	6/90-92		F		23-0653			Ø 256,0 Th 24,0-22,4	Vent.
	88-5/90		F		23-0279			Ø 266,0 Th 24,0-22,4	Vent.
	-4/90		R		53-0252		Ake	203,0x37	Hand Brake
	5/90-		R		53-0257		Ake	203,0x37	Hand Brake
	88-89		R		18-0327			Ø 203,0	
1.8 TD Eng.4D65T (60kW)	-90		F		22-0114-0		Ake	Th 15,5	
	90-		F		22-0224-0		Ake	Th 15,0	
	1/87-12/91		R		22-0226-0		Ake	Th 14,5	
2.0 (E33A) Eng.4G63 (80kW)	-90		F		22-0114-0		Ake	Th 15,5	
	90-		F		22-0224-0		Ake	Th 15,0	
	4/89-10/92		R		22-0226-0		Ake	Th 14,5	
	6/90-92		F		23-0653			Ø 256,0 Th 24,0-22,4	Vent.
	88-5/90		F		23-0279			Ø 266,0 Th 24,0-22,4	Vent.
	4/89-10/92		R		53-0257		Ake	203,0x37	Hand Brake

		Spare Parts	F/R	L/R	METELLI ref.	METELLI ref. w/KIT		DIMENSIONS mm.	NOTE
2.0 4WD (E38A, E39A) Eng.4G63 (80kW)	-90		F		22-0114-0		Ake	Th 15,5	
	90-91		F		22-0224-0		Ake	Th 15,0	
	91-		F		22-0134-0		Ake	Th 16,0	
	4/89-10/92		R		22-0226-0		Ake	Th 14,5	
2.0 Gti 16v, 4WD (E33A, E39A) Eng.4G63 (106-107kW)	-89		F		22-0114-0		Ake	Th 15,5	
	89-		F		22-0134-0		Ake	Th 16,0	
	11/87-10/92		R		22-0226-0		Ake	Th 14,5	
	87-92		F		23-0279			Ø 266,0 Th 24,0-22,4	Vent.
	11/87-10/92		R		53-0257		Ake	203,0x37	Hand Brake
<b>Galant V (E5A, E7A, E8A) 11/92-8/96</b>									
1.8 (E52A) Eng.4G93 (85kW)	2/94-8/96		F		22-0224-0		Ake	Th 15,0	
	2/94-8/96		R		22-0398-0		Ake	Th 15,5	
	94-96		F		23-0653			Ø 256,0 Th 24,0-22,4	Vent.
	2/94-8/96		R		53-0265	53-0265K		167,0x32	Hand Brake
	2/94-8/96		R		53-0257		Ake	203,0x37	Hand Brake
	94-96		R		18-0364			Ø 203,0	
1.8 GDi (E52A) Eng.4G93(GDI) (93kW)	11/92-8/96		F		22-0224-0		Ake	Th 15,0	
	11/92-8/96		R		22-0398-0		Ake	Th 15,5	
	92-96		F		23-0653			Ø 256,0 Th 24,0-22,4	Vent.
	11/92-8/96		R		53-0265	53-0265K		167,0x32	Hand Brake
	11/92-8/96		R		53-0257		Ake	203,0x37	Hand Brake
	92-96		R		18-0364			Ø 203,0	
2.0 TD (E57A) Eng.4D68, T (66kW)	11/92-8/96		F		22-0224-0		Ake	Th 15,0	
	11/92-8/96		R		22-0398-0		Ake	Th 15,5	
	11/92-96		F		23-0653			Ø 256,0 Th 24,0-22,4	Vent.
	11/92-96		R		23-0651			Ø 262,0 Th 10,0-8,4	
	11/92-8/96		R		53-0257		Ake	203,0x37	Hand Brake
	92-96		R		18-0364			Ø 203,0	Mod. E57A
2.0 V6-24v (E54A) Eng.6A12 (110kW)	11/92-8/96		F		22-0224-0		Ake	Th 15,0	
	11/92-8/96		R		22-0398-0		Ake	Th 15,5	
	11/92-96		F		23-0653			Ø 256,0 Th 24,0-22,4	Vent.
	11/92-96		R		23-0651			Ø 262,0 Th 10,0-8,4	
	11/92-8/96		R		53-0257		Ake	203,0x37	Hand Brake
2.0, 4WD (E75A,E55A) Eng.4G63 (101kW)	11/92-8/96		F		22-0224-0		Ake	Th 15,0	
	11/92-8/96		R		22-0398-0		Ake	Th 15,5	
	11/92-96		F		23-0653			Ø 256,0 Th 24,0-22,4	Vent.
	11/92-96		R		23-0651			Ø 262,0 Th 10,0-8,4	
	11/92-8/96		R		53-0257		Ake	203,0x37	Hand Brake
2.5 V6 24v 4WD (E88A) Eng.6G73 (125kW)	11/92-8/96		F		22-0134-0		Ake	Th 16,0	
	11/92-8/96		R		22-0483-0		Ake	Th 15,0	
	92-96		F		23-0653			Ø 256,0 Th 24,0-22,4	Vent.
<b>Galant VI (EA), SW 9/96-9/03</b>									
2.0 Eng.4G63 (100kW)	02-04		F		22-0481-0		Sum	Th 16,0	
	96-00		F		22-0224-0		Ake	Th 15,0	
	96-02		F		22-0134-0		Ake	Th 16,0	
	9/96-		R		22-0398-0		Ake	Th 15,5	
	5/97-9/00		F		23-0461			Ø 256,0 Th 24,0-21,5	Vent.
	96-11/97		R		23-0651			Ø 262,0 Th 10,0-8,4	
	9/96-9/03		R		53-0265	53-0265K		167,0x32	Hand Brake
2.0 Eng.4G63 (98kW)	96-		F		23-0653			Ø 256,0 Th 24,0-22,4	Vent.
	96-11/97		R		23-0651			Ø 262,0 Th 10,0-8,4	
	9/96-9/03		R		53-0265	53-0265K		167,0x32	Hand Brake
2.0 TDi (EA6A) Eng.4D68, SOCH (66kW)	02-04		F		22-0481-0		Sum	Th 16,0	
	96-00		F		22-0224-0		Ake	Th 15,0	
	96-02		F		22-0134-0		Ake	Th 16,0	
	9/96-		R		22-0398-0		Ake	Th 15,5	
	96-		F		23-0461			Ø 256,0 Th 24,0-21,5	Vent.
	96-		R		23-0651			Ø 262,0 Th 10,0-8,4	
	9/96-9/03		R		53-0265	53-0265K		167,0x32	Hand Brake
2.4 GDi Eng.4G64 (106-110kW)	-02		F		22-0134-0		Ake	Th 16,0	
	02-		F		22-0481-0		Sum	Th 16,0	
	2/99-		R		22-0398-0		Ake	Th 15,5	
	2/99-7/01		R		23-0651			Ø 262,0 Th 10,0-8,4	
	2/99-9/03		R		53-0265	53-0265K		167,0x32	Hand Brake
2.5 V6 24v (EA5A) Eng.6A13 (118kW)	96-7/01		R		23-0651			Ø 262,0 Th 10,0-8,4	
	9/96-9/03		R		53-0265	53-0265K		167,0x32	Hand Brake


		Spare Parts	F/R	L/R	METELLI ref.	METELLI ref. w/KIT		DIMENSIONS mm.	NOTE
2.5 V6 24v (EA5A) Eng.6A13 (120kW)	02-04	F	F		22-0481-0		Sum	Th 16,0	
	96-00		F		22-0224-0		Ake	Th 15,0	
	96-02		F		22-0134-0		Ake	Th 16,0	
	9/96-		R		22-0398-0		Ake	Th 15,5	
	5/97-7/01	R	F		23-0461			Ø 256,0 Th 24,0-21,5	Vent.
	96-7/01		R		23-0651			Ø 262,0 Th 10,0-8,4	
	9/96-9/03		R		53-0265	53-0265K		167,0x32	Hand Brake
<b>Gallant VII (ED, EF) 10/03-</b>									
2.0 GDi, 4WD Eng.4G94 (107kW)	10/03-		R		53-0362			170,0x32	Hand Brake
2.4 GDi, 4WD Eng.4G69 (121kW)	10/03-		R		53-0362			170,0x32	Hand Brake
3.8 GDi, 4WD (171kW)	10/03-		R		53-0362			170,0x32	Hand Brake
<b>Galopper 2/99-</b>									
2.5 TD (65kW)	2/99-		R		53-0173			270,0x54	Hand Brake
2.5 TD intercooler Eng.D4BH (73kW)	2/99-		R		53-0173			270,0x54	Hand Brake
3.0 V6 Eng.G6AT (104kW)	2/99-		R		53-0173			270,0x54	Hand Brake
<b>Grandis II (NA) 4/04-</b>									
2.0 DI-D (103kW)	2/07-		R		53-0261		Ake	228,6x32	Hand Brake
2.0 DI-D Eng.BSY (100kW)	9/05-	F	F		22-0399-0		Sum	Th 15,5	
	9/05-		R		22-0400-0		Ake	Th 15,5	
	9/05-	R		53-0261		Ake	228,6x32	Hand Brake	
2.4 Eng.4G69 (121kW)	4/04-	F	F		22-0399-0		Sum	Th 15,5	
	4/04-		R		22-0400-0		Ake	Th 15,5	
	4/04-	R		53-0261	53-0251Y	Ake	228,6x32	Hand Brake	
<b>L200 II (KT) 11/86-8/96</b>									
1.6 Eng.4G32B (60kW)	4/87-5/92		R		53-0251	53-0251Y	Ake	254,0x50	Hand Brake
2.0, 4WD Eng.4G63 (75kW)	11/86-8/96		R		53-0251		Ake	254,0x50	Hand Brake
2.5 D, 4WD (K24T/K14T/K64T) Eng.4D56 (51kW)	11/86-8/96	F	F		22-0115-0		Sum	Th 17,0	
	11/86-8/96		R		53-0251	53-0251Y	Sum	Th 17,0	
	11/86-8/96	R	F		53-0251		Ake	254,0x50	Hand Brake
	11/86-		R		18-0250			Ø 254,0	
	11/86-		R			53-0251Y		Ø 254,0	
2.5 TD 4WD (85kW)	8/01-11/05		R		53-0251		Ake	254,0x50	Hand Brake
2.5 TD 4WD (K34T) Eng.4D56T (64kW)	11/92-8/96	F	F		22-0115-0		Sum	Th 17,0	
	11/92-8/96		R		53-0251	53-0251Y	Sum	Th 17,0	
	11/92-8/96	R	F		53-0251		Ake	254,0x50	Hand Brake
	92-96		R		18-0250			Ø 254,0	
2.6 4WD (K33T) Eng.G54B (76kW)	11/89-5/95	F	F		22-0115-0		Sum	Th 17,0	
	89-95		R		18-0250			Ø 254,0	
<b>L200 III 6/96-5/06</b>									
2.0 (K62T) Eng.4G63 (90kW)	-00	F	F		22-0134-0		Ake	Th 16,0	+ABS
	-00		F		22-0401-0		Ake	Th 16,0	-ABS
	00-01		F		22-0306-1		Sum	Th 16,0	
	00-01	R	F			53-0251Y	Sum	Th 16,0	
	6/96-5/06		R		53-0251		Ake	254,0x50	Hand Brake
	96-		R		18-0250			Ø 254,0	
	96-		R			53-0251Y		Ø 254,0	
2.4 4WD (K75T) Eng.4G64 (97kW)	-00	F	F		22-0134-0		Ake	Th 16,0	+ABS
	-00		F		22-0401-0		Ake	Th 16,0	-ABS
	00-01		F		22-0306-1		Sum	Th 16,0	
	01-06	R	F		22-0482-0		Sum	Th 16,0	
	96-		F		23-0463			Ø 276,0 Th 24,0-22,4	Vent.
	6/96-5/06		R		53-0260		Ake	270,0x52	Hand Brake
	96-		R		18-0250			Ø 254,0	
2.5 D (K64T) Eng.4D56 (55kW)	-00	F	F		22-0134-0		Ake	Th 16,0	+ABS
	-00		F		22-0401-0		Ake	Th 16,0	-ABS
	00-01		F		22-0306-1		Sum	Th 16,0	
	01-06	R	F		22-0482-0		Sum	Th 16,0	
	01-06		F			53-0251Y	Sum	Th 16,0	
	6/96-5/06		R		53-0251		Ake	254,0x50	Hand Brake
	6/96-5/06		R		53-0260		Ake	270,0x52	Hand Brake
2.5 TD Eng.4D56T (66kW)	-01	F	F		22-0306-1		Sum	Th 16,0	
	01-		F		22-0482-0		Sum	Th 16,0	
	8/01-11/05	R		53-0260		Ake	270,0x52	Hand Brake	
2.5 TD 4WD Eng.4D56T (98kW)	8/03-	F	F		22-0482-0		Sum	Th 16,0	
	03-		F		23-0463			Ø 276,0 Th 24,0-22,4	Vent.
	03-	R	F			53-0251Y		Ø 276,0 Th 24,0-22,4	Vent.
	8/03-5/06		R		53-0251		Ake	254,0x50	Hand Brake



		Spare Parts	F/R	L/R	METELLI ref.	METELLI ref. w/KIT		DIMENSIONS mm.	NOTE
2.5 TD 4WD Eng.4D56T (98kW)	03-		R		18-0250			Ø 254,0	
2.5 TD 4WD (K74T) Eng.4D56 (73-74-85kW)	-00		F		22-0134-0		Ake	Th 16,0	+ABS
	-00		F		22-0401-0		Ake	Th 16,0	-ABS
	00-01		F		22-0306-1		Sum	Th 16,0	
	01-06		F		22-0482-0		Sum	Th 16,0	
	96-		F		23-0463			Ø 276,0 Th 24,0-22,4	Vent.
	96-		F			53-0251Y		Ø 276,0 Th 24,0-22,4	Vent.
6/96-5/06		R		53-0251		Ake	254,0x50	Hand Brake	
6/96-5/06		R		53-0260		Ake	270,0x52	Hand Brake	
96-		R		18-0250			Ø 254,0		
2.8 D 4WD (103kW)	9/96-7/01		F		22-0134-0		Ake	Th 16,0	+ABS
	9/96-7/01		F		22-0401-0		Ake	Th 16,0	-ABS
<b>L200 IV 5/06-</b>									
2.5 Di-D (123kW)	10/07-		F		22-0791-0		Sum	Th 16,0	
	10/07-		R		53-0269		Ake	300,0x51	Hand Brake
2.5 Di-D Eng.4D56 (100kW)	5/06-		F		22-0791-0		Sum	Th 16,0	
	5/06-		R		53-0269		Ake	300,0x51	Hand Brake
<b>Lancer (A7) 1/74-9/79</b>									
1.2 (A71) Eng.4G11 (40kW)	1/74-9/79		F		22-0228-0		Sum	Th 14,0	
1.4 (A72) Eng.4G12 (50kW)	1/74-9/79		F		22-0228-0		Sum	Th 14,0	
<b>Lancer I (A17) / Mirage 9/69-2/83</b>									
1.2 (A171) Eng.4G11 (40kW)	1/80-12/81		F		22-0480-0		Sum	Th 15,5	
	80-81		R		18-0342			Ø 228,6	
1.4 (A172) Eng.4G12 (50-77kW)	-79		F		22-0228-0		Sum	Th 14,0	
	79-		F		22-0480-0		Sum	Th 15,5	
	79-82		R		18-0342			Ø 228,6	
1.6 (A174) Eng.4G32GS (60-62kW)	-79		F		22-0228-0		Sum	Th 14,0	
	79-		F		22-0480-0		Sum	Th 15,5	
	79-83		R		18-0342			Ø 228,6	
<b>Lancer II F (A17) / Mirage 3/83-1/84</b>									
1.2 Eng.G11B (53kW)	1/83-12/85		F		22-0228-0		Sum	Th 14,0	
1.2 (A171) Eng.4G11 (40kW)	83-84		R		18-0247			Ø 180,0	
1.4 (A172) Eng.4G12 (50kW)	3/83-1/84		F		22-0228-0		Sum	Th 14,0	
	83-84		R		18-0247			Ø 180,0	
1.4 T. Eng.4G12 (77kW)	3/83-1/84		F		22-0228-0		Sum	Th 14,0	
	83-84		F		23-0278			Ø 242,0 Th 18,0-16,4	Vent.
<b>Lancer III (C1A, C6A) / Mirage 11/83-6/92</b>									
1.2 (C15AS/C65A) Eng.4G16 (40-44kW)	1/84-4/88		F		22-0238-0		Sum	Th 15,0	
	2/84-8/88		R		18-0248			Ø 180,0	
1.3 (C11) Eng.4G13B (51kW)	1/86-6/92		R		53-0252		Ake	203,0x37	Hand Brake
	90-		R		53-0258		Ake	180,0x37	Hand Brake
1.5 (C12AS) Eng.4G15 (55-62-64-66kW)	11/83-4/88		F		22-0238-0		Sum	Th 15,0	
	83-88		R		18-0327			Ø 203,0	
1.5 (C12AS) Eng.G15B (51kW)	9/85-8/89		F		22-0238-0		Sum	Th 15,0	
	85-89		R		18-0248			Ø 180,0	
1.6 ECi (C13A) Eng.G32B (60-77kW)	11/83-6/92		R		53-0253	53-0253Y	Ake	180,0x36	Hand Brake
1.6 T. (C13A) Eng.4G32T-C (92kW)	10/83-12/88		R		53-0253	53-0253Y	Ake	180,0x36	Hand Brake
1.8 D (C14AS) Eng.4D65 (43-44kW)	1/84-6/92		F		22-0238-0		Sum	Th 15,0	
	84-88		F		23-0278			Ø 242,0 Th 18,0-16,4	Vent.
	1/84-6/92		R		53-0253	53-0253Y	Ake	180,0x36	Hand Brake
	-8/88		R		53-0252		Ake	203,0x37	Hand Brake
	84-88		R		18-0248			Ø 180,0	
	88-92		R		18-0327			Ø 203,0	
<b>Lancer III (C1V, C3V) SW / Mirage 1/84-6/92</b>									
1.5 (C12V) Eng.4G15 (55kW)	9/85-12/87		R		53-0252		Ake	203,0x37	Hand Brake
1.5 (C12V) Eng.G15B (51kW)	9/85-8/89		F		22-0114-0		Ake	Th 15,5	
	9/85-8/89		F		22-0238-0		Sum	Th 15,0	
	9/85-8/89		R		53-0252		Ake	203,0x37	Hand Brake
	85-89		R		18-0248			Ø 180,0	
1.5 12v (C12V) Eng.4G15(12v) (66kW)	9/90-12/91		F		22-0221-0		Sum	Th 15,0	
	9/90-12/91		R		53-0252		Ake	203,0x37	Hand Brake
	90-91		R		18-0327			Ø 203,0	
1.8 4WD (C37V) Eng.4G37 (63-66-69kW)	-90		F		22-0114-0		Ake	Th 15,5	
	90-		F		22-0221-0		Sum	Th 15,0	
	1/87-6/92		R		53-0257		Ake	203,0x37	Hand Brake




		Spare Parts	F/R	L/R	METELLI ref.	METELLI ref. w/KIT		DIMENSIONS mm.	NOTE
1.8 4WD (C37V) Eng.G37B (61kW)	1/87-8/89		F		22-0114-0		Ake	Th 15,5	
	87-89		F		23-0493			Ø 236,0 Th 18,0-16,5	Vent.
	1/87-8/89		R		53-0253	53-0253Y	Ake	180,0x36	Hand Brake
1.8 D (C14V) Eng.4D65 (43-44kW)	-90		F		22-0114-0		Ake	Th 15,5	
	90-		F		22-0221-0		Sum	Th 15,0	
	84-92		F		23-0493			Ø 236,0 Th 18,0-16,5	Vent.
	1/84-6/92		R		53-0253	53-0253Y	Ake	180,0x36	Hand Brake
	-8/88		R		53-0252		Ake	203,0x37	Hand Brake
	2/84-8/88		R		18-0248			Ø 180,0	
88-92		R		18-0327			Ø 203,0		
<b>Lancer IV (C6A, C7A) Mirage 4/88-5/94</b>									
1.3 (C61A) Eng.4G13 (44-51kW)	-90		F		22-0114-0		Ake	Th 15,5	
	-90		F		22-0238-0		Sum	Th 15,0	
	90-		F		22-0221-0		Sum	Th 15,0	
	88-92		F		23-0493			Ø 236,0 Th 18,0-16,5	Vent.
	4/88-5/92		R		53-0253	53-0253Y	Ake	180,0x36	Hand Brake
	6/88-92		R		18-0249			Ø 180,0	
1.3 12v (C61A) Eng.4G13 (55kW)	92-		F		22-0221-0		Sum	Th 15,0	
	92-94		F		23-0493			Ø 236,0 Th 18,0-16,5	Vent.
	6/92-5/94		R		53-0253	53-0253Y	Ake	180,0x36	Hand Brake
	6/92-5/94		R		53-0258		Ake	180,0x37	Hand Brake
	92-94		R		18-0249			Ø 180,0	
1.5 Eng.4G15 (62kW)	-90		F		22-0114-0		Ake	Th 15,5	
	-90		F		22-0238-0		Sum	Th 15,0	
	90-		F		22-0221-0		Sum	Th 15,0	
	88-92		F		23-0278			Ø 242,0 Th 18,0-16,4	Vent.
	6/88-5/92		R		53-0258		Ake	180,0x37	Hand Brake
	88-92		R		18-0249			Ø 180,0	
1.5 12v (C62A) Eng.4G15(12v) (61-62-66kW)	-90		F		22-0114-0		Ake	Th 15,5	
	-90		F		22-0238-0		Sum	Th 15,0	
	90-		F		22-0221-0		Sum	Th 15,0	
	6/90-92		F		23-0493			Ø 236,0 Th 18,0-16,5	Vent., 5p
	89-6/90		F		23-0278			Ø 242,0 Th 18,0-16,4	Vent., 5p
	4/88-5/92		R		53-0253	53-0253Y	Ake	180,0x36	Hand Brake
	4/88-5/92		R		53-0258		Ake	180,0x37	(66kW), Hand Brake
	88-90		R		18-0249			Ø 180,0	
1.6 16v (C66A) Eng.4G92 (66-70-73-83kW)	6/92-5/94		F		22-0221-0		Sum	Th 15,0	
	92-94		F		23-0493			Ø 236,0 Th 18,0-16,5	Vent.
	6/92-5/94		R		53-0258		Ake	180,0x37	Hand Brake
	6/92-5/94		R		53-0257		Ake	203,0x37	Hand Brake
	92-94		R		18-0249			Ø 180,0	-ABS
1.8 4WD (C77A) Eng.4G37 (71kW)	-90		F		22-0114-0		Ake	Th 15,5	
	-90		F		22-0238-0		Sum	Th 15,0	
	90-		F		22-0221-0		Sum	Th 15,0	
	6/90-92		F		23-0493			Ø 236,0 Th 18,0-16,5	Vent.
	89-5/90		F		23-0278			Ø 242,0 Th 18,0-16,4	Vent.
	9/89-6/92		R		53-0252		Ake	203,0x37	Hand Brake
	9/89-6/92		R		53-0257		Ake	203,0x37	Hand Brake
	89-92		R		18-0364			Ø 203,0	
	1.8 D (C64A) Eng.4D65 (44kW)	-90		F		22-0114-0		Ake	Th 15,5
90-			F		22-0221-0		Sum	Th 15,0	
6/90-92			F		23-0493			Ø 236,0 Th 18,0-16,5	Vent.
88-5/90			F		23-0278			Ø 242,0 Th 18,0-16,4	Vent.
-5/90			R		53-0253	53-0253Y	Ake	180,0x36	Hand Brake
6/90-			R		53-0258		Ake	180,0x37	Hand Brake
88-90			R		18-0249			Ø 180,0	
1.8 GTi 16v (C68A) Eng.4G67 (100kW)		11/89-5/92		F		22-0224-0		Ake	Th 15,0
	11/89-5/92		R		22-0226-0		Ake	Th 14,5	
1.8 GTi 16v (C69A) Eng.4G93 (85-90-103kW)	6/92-12/93		F		22-0224-0		Ake	Th 15,0	
	6/92-12/93		R		22-0226-0		Ake	Th 14,5	
<b>Lancer V (CB/DA) Mirage SW 6/92-11/95</b>									
1.6 16v, 4WD (CB/CD4W) Eng.4G92 (66-70-73-83kW)	6/92-11/95		F		22-0224-0		Ake	Th 15,0	4WD
	6/92-11/95		F		22-0221-0		Sum	Th 15,0	
	6/92-11/95		R		22-0396-0		Ake	Th 14,0	
	92-95		F		23-0505			Ø 236,0 Th 18,0-16,4	Vent.
	6/92-11/95		R		53-0257		Ake	203,0x37	Hand Brake
	6/92-11/95		R		53-0256		Ake	228,6x40	Hand Brake

		Spare Parts	F/R	L/R	METELLI ref.	METELLI ref. w/KIT		DIMENSIONS mm.	NOTE
2.0 D (CB8W) Eng.4D68 (50kW)	6/92-11/95		F		22-0221-0		Sum	Th 15,0	
	6/92-11/95		R		22-0396-0		Ake	Th 14,0	
	92-95		F		23-0505			Ø 236,0 Th 18,0-16,4	Vent.
	6/92-11/95		R		53-0257		Ake	203,0x37	Hand Brake
<b>Lancer V (CB/DA)/ Mirage, Coupè 6/92-11/95</b>									
1.3 12v (CB1A) Eng.G13(BJ90-92/12V) (55-56-58kW)	6/92-11/95		F		22-0221-0		Sum	Th 15,0	
	6/92-11/95		R		22-0396-0		Ake	Th 14,0	
	92-95		F		23-0478			Ø 234,0 Th 13,0-11,4	-ABS
	92-95		F		23-0505			Ø 236,0 Th 18,0-16,4	Vent., +ABS
	6/92-11/95		R		53-0258		Ake	180,0x37	Hand Brake
1.6 16v, 4WD (CB/CD4A) Eng.4G92 (66-70-73-83kW)	6/92-11/95		F		22-0221-0		Sum	Th 15,0	
	6/92-11/95		R		22-0396-0		Ake	Th 14,0	
	92-95		F		23-0505			Ø 236,0 Th 18,0-16,4	Vent.
	6/92-11/95		R		53-0257		Ake	203,0x37	Hand Brake
1.8 16v (CB5A) Eng.4G93 (85-90-103kW)	6/92-11/95		F		22-0221-0		Sum	Th 15,0	
	6/92-11/95		R		22-0396-0		Ake	Th 14,0	
2.0 D (CB8A) Eng.4D68 (50kW)	6/92-11/95		F		22-0221-0		Sum	Th 15,0	
	6/92-11/95		R		22-0396-0		Ake	Th 14,0	
	92-95		F		23-0505			Ø 236,0 Th 18,0-16,4	Vent.
	6/92-11/95		R		53-0257		Ake	203,0x37	Hand Brake
<b>Lancer VI (CK/PA)/ Mirage coupè 12/95-12/07</b>									
1.3 12v (CK1A) Eng.4G13 (55kW)	12/95-		F		22-0221-1		Sum	Th 15,0	
	95-		F		23-0505			Ø 236,0 Th 18,0-16,4	Vent.
	02-		R		53-0263			203,2x32	Hand Brake
1.3 16v Eng.4G13(16v) (60-61-63kW)	9/03-		F		22-0481-0		Sum	Th 16,0	
	9/03-		F		22-0736-0		Sum	Th 16,0	Rear Drum Brake
	9/03-		R		22-0737-0		Ake	Th 15,5	
	03-		R		23-0651			Ø 262,0 Th 10,0-8,4	
	9/03-12/07		R		53-0265	53-0265K		167,0x32	Hand Brake
1.5 16v (CK2A) Eng.4G15(16v) (69kW)	12/95-		F		22-0221-1		Sum	Th 15,0	
	95-		F		23-0505			Ø 236,0 Th 18,0-16,4	Vent.
	01/02-		R		53-0263			203,2x32	Hand Brake
1.6 16v (CK4A) Eng.4G92 (66-70-73-83kW)	12/95-		F		22-0221-1		Sum	Th 15,0	
	95-		F		23-0505			Ø 236,0 Th 18,0-16,4	Vent.
	12/95-12/07		R		53-0263			203,2x32	Hand Brake
1.6 16v, SW Eng.4G18 (72kW)	9/03-		F		22-0481-0		Sum	Th 16,0	
	9/03-		F		22-0736-0		Sum	Th 16,0	Rear Drum Brake
	9/03-		R		22-0737-0		Ake	Th 15,5	
	03-		R		23-0651			Ø 262,0 Th 10,0-8,4	
	9/03-12/07		R		53-0265	53-0265K		167,0x32	Hand Brake
2.0 16v (CP9A) Eng.4G63T (206kW)	1/99-12/07		R		53-0265	53-0265K		167,0x32	Hand Brake
2.0 16v EVO IX Eng.4G63 (208kW)	1/06-		F		22-0288-5		Bre	Th 16,0	
	1/06-		R		22-0739-0		Bre	Th 14,5	
	1/06-12/07		R		53-0265	53-0265K		167,0x32	Hand Brake
2.0 16v EVO VIII Eng.4G63 (195kW)	3/04-		F		22-0288-5		Bre	Th 16,0	
	3/04-		R		22-0739-0		Bre	Th 14,5	
	3/04-12/07		R		53-0265	53-0265K		167,0x32	Hand Brake
	2.0, SW Eng.4G63 (99kW)	12/03-		F		22-0481-0		Sum	Th 16,0
12/03-		R			22-0737-0		Ake	Th 15,5	
03-			R		23-0651			Ø 262,0 Th 10,0-8,4	
12/03-12/07			R		53-0265	53-0265K		167,0x32	Hand Brake
12/03-12/07			R		53-0263			203,2x32	Hand Brake
<b>Lancer VII SportBack 1/08-</b>									
2.0 EVO X Eng.4B11 (217kW)	1/08-		R		53-0362			170,0x32	Hand Brake
<b>Outlander I (CU) 5/03-2/07</b>									
2.0 4WD (177kW)	5/03-		F		22-0134-0		Ake	Th 16,0	
	5/03-		R		22-0737-0		Ake	Th 15,5	
	03-		F		23-0939			Ø 294,0 Th 24,0-22,4	Vent.
	5/03-2/07		R		53-0265	53-0265K		167,0x32	Hand Brake
	5/03-2/07		R		53-0261		Ake	228,6x32	Hand Brake
2.0 4WD (93kW)	5/03-		F		22-0134-0		Ake	Th 16,0	
	5/03-		R		22-0737-0		Ake	Th 15,5	
	03-		F		23-0939			Ø 294,0 Th 24,0-22,4	Vent.
	5/03-2/07		R		53-0265	53-0265K		167,0x32	Hand Brake
	5/03-2/07		R		53-0261		Ake	228,6x32	Hand Brake

















































			Spare Parts	F/R	L/R	METELLI ref.	METELLI ref. w/KIT		DIMENSIONS mm.	NOTE
2.0 4WD Eng.4G63-7 (100kW)	5/03-		F			22-0134-0		Ake	Th 16,0	
	5/03-		R			22-0737-0		Ake	Th 15,5	
	03-		F			23-0939			Ø 294,0 Th 24,0-22,4	Vent.
	5/03-2/07		R			53-0265	53-0265K		167,0x32	Hand Brake
	5/03-2/07		R				53-0261		Ake	228,6x32
2.0 T. 4WD Eng.4G63-7 (148kW)	4/04-		F			22-0134-0		Ake	Th 16,0	
	4/04-		R			22-0737-0		Ake	Th 15,5	
	04-		F			23-0939			Ø 294,0 Th 24,0-22,4	Vent.
	4/04-2/07		R			53-0265	53-0265K		167,0x32	Hand Brake
2.4 4WD Eng.4G64 (102kW)	5/03-		F			22-0134-0		Ake	Th 16,0	
	5/03-		R			22-0737-0		Ake	Th 15,5	
	03-		F			23-0939			Ø 294,0 Th 24,0-22,4	Vent.
	5/03-2/07		R			53-0265	53-0265K		167,0x32	Hand Brake
	5/03-2/07		R				53-0261		Ake	228,6x32
2.4 4WD Eng.4G69-2 (118kW)	11/03-		F			22-0134-0		Ake	Th 16,0	
	11/03-		R			22-0737-0		Ake	Th 15,5	
	03-		F			23-0939			Ø 294,0 Th 24,0-22,4	Vent.
	11/03-2/07		R			53-0265	53-0265K		167,0x32	Hand Brake
	11/03-2/07		R				53-0261		Ake	228,6x32
<b>Outlander II (CW) 11/06-</b>										
2.0 DI-D Eng.BSY (103kW)	3/07-		F			22-0134-0		Ake	Th 16,0	
	3/07-		R			22-0400-0		Ake	Th 15,5	
	07-		F			23-0939			Ø 294,0 Th 24,0-22,4	Vent.
	3/07-		R			53-0268	53-0268K		190,0x32	Hand Brake
2.2 DI-D Eng.HTH (115kW)	1/08-		F			22-0134-0		Ake	Th 16,0	
	1/08-		R			22-0400-0		Ake	Th 15,5	
2.4 (125kW)	1/08-		F			22-0134-0		Ake	Th 16,0	
	1/08-		R			22-0400-0		Ake	Th 15,5	
	07-		F			23-0939			Ø 294,0 Th 24,0-22,4	Vent.
	1/08-		R			53-0268	53-0268K		190,0x32	Hand Brake
3.0 4x4 (162kW)	11/06-		R			53-0268	53-0268K		190,0x32	Hand Brake
<b>Pajero I (L04G, L14G)/ Montero I/ Shogun I 12/82-12/91</b>										
2.3 TD (L043G, L048G) Eng.4D55T (62kW)	12/82-4/86		F			22-0112-0		Sum	Th 15,5	
	12/82-4/86		R				53-0251Y	Sum	Th 15,5	
	12/82-4/86		R			53-0251		Ake	254,0x50	Hand Brake
	82-86		R			18-0250			Ø 254,0	
2.5 D Eng.4D56 (51kW)	82-91		R			18-0331			Ø 254,0	
2.5 TD (L044G, L049G) Eng.4D56T (62-64-70kW)	-87		F			22-0112-0		Sum	Th 15,5	
	87-		F			22-0115-0		Sum	Th 17,0	
	87-		F				53-0251Y	Sum	Th 17,0	
	5/86-12/91		R			53-0251		Ake	254,0x50	Hand Brake
	86-91		R				18-0250			Ø 254,0
2.6 (L042G, L047G) Eng.4G54 (76kW)	-87		F			22-0112-0		Sum	Th 15,5	
	87-		F			22-0115-0		Sum	Th 17,0	
	87-		F				53-0251Y	Sum	Th 17,0	
	1/83-11/90		R			53-0251		Ake	254,0x50	Hand Brake
	1/83-5/87		R				18-0250			Ø 254,0
3.0 V6 (L141G, L146G) Eng.6G72 (104-110-125-130-151-210kW)	11/88-11/90		F			22-0115-0		Sum	Th 17,0	
	11/88-11/90		R				53-0251Y	Sum	Th 17,0	
	11/88-11/90		R			53-0251		Ake	254,0x50	Hand Brake
	88-90		R				18-0250			Ø 254,0
<b>Pajero II (V2W, V4W)/ Montero II/ Shogun II 12/90-4/00</b>										
1.8 Gdi, Allrad Eng.4G93(GDI) (96kW)	98-00		F			23-0463			Ø 276,0 Th 24,0-22,4	Vent.
	98-00		R			23-0464			Ø 315,0 Th 18,0-16,4	
2.4 Eng.4G64 (82-91-97-110kW)	4/91-4/00		F			22-0134-0		Ake	Th 16,0	
	4/91-4/00		R			22-0151-0		Ake	Th 14,5	
	3/91-4/00		F			23-0463			Ø 276,0 Th 24,0-22,4	Vent.
	3/91-4/00		R			23-0464			Ø 315,0 Th 18,0-16,4	
	4/91-4/00		R				53-0264	53-0264K		197,0x40
2.5 TD (V24C, V24W) Eng.4D56TD (73kW)	12/90-4/00		F			22-0134-0		Ake	Th 16,0	
	12/90-4/00		R			22-0151-0		Ake	Th 14,5	
	90-00		F			23-0463			Ø 276,0 Th 24,0-22,4	Vent.
	90-00		R			23-0464			Ø 315,0 Th 18,0-16,4	
	12/90-4/00		R				53-0264	53-0264K		197,0x40
2.8 TD (V46W) Eng.4M40 (92kW)	6/94-4/00		F			22-0134-0		Ake	Th 16,0	
	6/94-4/00		R			22-0151-0		Ake	Th 14,5	
	94-00		F			23-0463			Ø 276,0 Th 24,0-22,4	Vent.

		Spare Parts	F/R	L/R	METELLI ref.	METELLI ref. w/KIT		DIMENSIONS mm.	NOTE
2.8 TD (V46W) Eng.4M40 (92kW)	94-00		R		23-0464			Ø 315,0 Th 18,0-16,4	
	6/94-4/00		R		53-0264	53-0264K		197,0x40	Hand Brake
3.0 V6 (V23W, V43W, V23C) Eng.6G72 (110kW)	12/90-12/95		F		22-0134-0		Ake	Th 16,0	
	12/90-12/95		R		22-0151-0		Ake	Th 14,5	
	90-95		F		23-0463			Ø 276,0 Th 24,0-22,4	Vent.
	90-95		R		23-0464			Ø 315,0 Th 18,0-16,4	
	12/90-12/95		R		53-0264	53-0264K		197,0x40	Hand Brake
	12/90-12/95		R		53-0264	53-0264K		197,0x40	Hand Brake
3.0 V6 24v Eng.6G72(24v) (130-133kW)	6/94-4/00		F		22-0134-0		Ake	Th 16,0	
	6/94-4/00		R		22-0151-0		Ake	Th 14,5	
	94-00		F		23-0463			Ø 276,0 Th 24,0-22,4	Vent.
	94-00		R		23-0464			Ø 315,0 Th 18,0-16,4	
	6/94-4/00		R		53-0264	53-0264K		197,0x40	Hand Brake
	6/94-4/00		R		53-0264	53-0264K		197,0x40	Hand Brake
3.5 V6 24v Eng.6G74 (143kW)	7/97-4/00		F		22-0134-0		Ake	Th 16,0	
	7/97-4/00		R		22-0151-0		Ake	Th 14,5	
	97-00		F		23-0463			Ø 276,0 Th 24,0-22,4	Vent.
	97-00		R		23-0464			Ø 315,0 Th 18,0-16,4	
	7/97-4/00		R		53-0264	53-0264K		197,0x40	Hand Brake
	7/97-4/00		R		53-0264	53-0264K		197,0x40	Hand Brake
3.5 V6 24v (V25W, V45W) Eng.6G74 (149-153kW)	6/94-4/00		F		22-0134-0		Ake	Th 16,0	
	6/94-4/00		R		22-0151-0		Ake	Th 14,5	
	94-00		R		23-0464			Ø 315,0 Th 18,0-16,4	
	6/94-4/00		R		53-0264	53-0264K		197,0x40	Hand Brake
<b>Pajero III (V60)/ Montero III/ Shogun III 4/00-1/07</b>									
2.4 Eng.4G64 (82kW)	10/01-		F		22-0399-0		Sum	Th 15,5	
	10/01-		R		22-0400-0		Ake	Th 15,5	
2.5 TDi Eng.4D56 (73kW)	4/00-		F		22-0399-0		Sum	Th 15,5	
	4/00-		R		22-0400-0		Ake	Th 15,5	
	4/00-1/07		R		53-0267			200,0x32	Hand Brake
2.5 TDi Eng.4D56 (85kW)	9/01-		F		22-0399-0		Sum	Th 15,5	
	9/01-		R		22-0400-0		Ake	Th 15,5	
	01-		F		23-0777			Ø 290,0 Th 26,0-24,4	Vent.
	01-		R		23-0778			Ø 260,0 Th 22,0-20,4	
	9/01-1/07		R		53-0267			200,0x32	Hand Brake
3.2 DI-D Eng.4M41 (118kW)	4/00-		F		22-0399-0		Sum	Th 15,5	
	4/00-		R		22-0400-0		Ake	Th 15,5	
	4/00-		F		23-0777			Ø 290,0 Th 26,0-24,4	Vent.
	4/00-		R		23-0778			Ø 260,0 Th 22,0-20,4	
	4/00-1/07		R		53-0267			200,0x32	Hand Brake
3.2 DI-D Eng.4M41 (121kW)	4/00-		F		22-0399-0		Sum	Th 15,5	
	4/00-		R		22-0400-0		Ake	Th 15,5	
	4/00-		F		23-0777			Ø 290,0 Th 26,0-24,4	Vent.
	4/00-		R		23-0778			Ø 260,0 Th 22,0-20,4	
	4/00-1/07		R		53-0267			200,0x32	Hand Brake
3.5 V6 24v Eng.6G74 (149kW)	4/00-		F		22-0399-0		Sum	Th 15,5	
	4/00-		R		22-0400-0		Ake	Th 15,5	
	4/00-		F		23-0777			Ø 290,0 Th 26,0-24,4	Vent.
	4/00-		R		23-0778			Ø 260,0 Th 22,0-20,4	
	4/00-1/07		R		53-0267			200,0x32	Hand Brake
<b>Pajero IV (V80)/Montero IV/ Shogun IV 2/07-</b>									
3.2 Di-D Eng.4M41 (118kW)	2/07-		F		22-0399-0		Sum	Th 15,5	3p
	2/07-		F		22-0454-0		Sum	Th 17,0	5p
	2/07-		R		22-0400-0		Ake	Th 15,5	3p
	2/07-		R		22-0432-0		Sum	Th 15,5	5p
	07-		R		23-0778			Ø 260,0 Th 22,0-20,4	
3.2 DI-D Eng.4M41 (125kW)	2/07-		F		22-0399-0		Sum	Th 15,5	3p
	2/07-		F		22-0454-0		Sum	Th 17,0	5p
	2/07-		R		22-0400-0		Ake	Th 15,5	3p
	2/07-		R		22-0432-0		Sum	Th 15,5	5p
	07-		R		23-0778			Ø 260,0 Th 22,0-20,4	
3.8 V6 Eng.6G75 (184kW)	2/07-		F		22-0399-0		Sum	Th 15,5	3p
	2/07-		F		22-0454-0		Sum	Th 17,0	5p
	2/07-		R		22-0400-0		Ake	Th 15,5	3p
	2/07-		R		22-0432-0		Sum	Th 15,5	5p
	07-		R		23-0778			Ø 260,0 Th 22,0-20,4	
<b>Pajero Pinin (H6W, H7W) 10/99-</b>									
1.8 Eng.4G93 (84kW)	11/01-		F		22-0397-0		Ake	Th 15,5	
	11/01-		R		22-0398-0		Ake	Th 15,5	
	11/01-		R		53-0265	53-0265K		167,0x32	Hand Brake



		Spare Parts	F/R	L/R	METELLI ref.	METELLI ref. w/KIT		DIMENSIONS mm.	NOTE
1.8 GDi (H66W) Eng.4G93(GDI) (88kW)	10/99-	F	F		22-0397-0		Ake	Th 15,5	
			R		22-0398-0		Ake	Th 15,5	
	10/99-	R	F		53-0265	53-0265K		167,0x32	Hand Brake
			R		53-0261		Ake	228,6x32	Hand Brake
2.0 GDi (H67W, H77W) Eng.4G94 (95kW)	10/00-	F	F		22-0397-0		Ake	Th 15,5	
			R		22-0398-0		Ake	Th 15,5	
	10/00-	R		53-0265	53-0265K		167,0x32	Hand Brake	
<b>Pajero Sport (K90) 11/98-</b>									
2.4 (87kW)	9/99-1/01	F	F		22-0134-0		Ake	Th 16,0	
2.4 Eng.4G64 (82kW)	10/01-8/06	F	F		22-0134-0		Ake	Th 16,0	
2.5 TD Eng.4D56/ T (73-83-85kW)	11/98-	F	F		22-0134-0		Ake	Th 16,0	
			R		22-0484-0		Sum	Th 15,0	
	98-	F	F		23-0463			Ø 276,0 Th 24,0-22,4	Vent.
			R		23-0464			Ø 315,0 Th 18,0-16,4	
	11/98-	R		53-0264	53-0264K		197,0x40	Hand Brake	
2.5 TD Eng.4D56T (98kW)	11/98-	F	F		22-0134-0		Ake	Th 16,0	
			R		22-0484-0		Sum	Th 15,0	
	98-	F	F		23-0463			Ø 276,0 Th 24,0-22,4	Vent., 15Inch Wheels
			R		23-0464			Ø 315,0 Th 18,0-16,4	
	11/98-	R		53-0264	53-0264K		197,0x40	Hand Brake	
3.0 V6 Eng.6G72 (123kW)	3/03-	F	F		22-0134-0		Ake	Th 16,0	
			R		22-0484-0		Sum	Th 15,0	
3.0 V6 Eng.6G72 (125kW)	6/00-	F	F		22-0134-0		Ake	Th 16,0	
			R		22-0484-0		Sum	Th 15,0	
	6/00-	R		53-0264	53-0264K		197,0x40	Hand Brake	
3.0 V6 24v Eng.6G72(24v) (130kW)	11/98-	F	F		22-0134-0		Ake	Th 16,0	
			R		22-0484-0		Sum	Th 15,0	
	98-	R	F		23-0464			Ø 315,0 Th 18,0-16,4	
			R		53-0264	53-0264K		197,0x40	Hand Brake
3.8 GDi (171kW)	11/02-	F	F		22-0134-0		Ake	Th 16,0	
			R		22-0484-0		Sum	Th 15,0	
<b>Precis 1/83-1/94</b>									
All models	1/83-1/94	F	F		22-0081-1		Ake	Th 15,0	1.5
			R		53-0165		Bdx	180,0x34	Hand Brake
	90-91	R	F		53-0167		Mando	180,0x35	Hand Brake
			R		18-0247			Ø 180,0	
	83-12/88	R		18-0227			Ø 180,0		
92-94	R								
<b>Santamo 5/99-</b>									
2.0 16v, 4WD Eng.G4CP (102kW)	5/99-	F	F		23-0652			Ø 256,0 Th 24,0-22,4	Vent., +ABS
			R		23-0653			Ø 256,0 Th 24,0-22,4	Vent., -ABS
	5/99-	R		53-0256		Ake	228,6x40	Hand Brake	
<b>Sapporo I (A12) 4/78-7/80</b>									
1.6 (A121) Eng.4G32 (55kW)	4/78-7/80	F	F		22-0228-0		Sum	Th 14,0	
			R		18-0342			Ø 228,6	
2.0 (A123) Eng.4G52 (66-72-79kW)	4/78-7/80	F	F		22-0112-0		Sum	Th 15,5	
<b>Sapporo II (A16A) 8/80-9/84</b>									
1.6 (A161A) Eng.4G32 (55kW)	8/80-9/84	F	F		22-0480-0		Sum	Th 15,5	
			R		18-0342			Ø 228,6	
2.0 GSR (A164A) Eng.4G63 (75-82-106-110kW)	8/80-9/84	F	F		22-0112-0		Sum	Th 15,5	
			R		18-0342			Ø 228,6	
2.3 TD (A167) Eng.4D55T (62kW)	80-84	R		18-0342			Ø 228,6		
<b>Sapporo III (E16A) 6/87-8/90</b>									
2.4 (E16A) Eng.4G64 (82-91-97-110kW)	6/87-8/90	F	R		22-0398-0		Ake	Th 15,5	
			F		23-0653			Ø 256,0 Th 24,0-22,4	Vent.
<b>Sigma III (F16A) 12/90-7/96</b>									
3.0 V6 (F16A) Eng.6G72 (130kW)	12/90-7/96	F	F		22-0134-0		Ake	Th 16,0	
			R		22-0398-0		Ake	Th 15,5	
	12/90-7/96	R		53-0265	53-0265K		167,0x32	Hand Brake	
3.0 V6 (F16A) Eng.6G72 (151kW)	12/90-7/96	F	F		22-0134-0		Ake	Th 16,0	
			R		22-0398-0		Ake	Th 15,5	
	12/90-7/96	R		53-0265	53-0265K		167,0x32	Hand Brake	
3.0 V6 SW (F07W) Eng.6G72 (125kW)	1/93-7/96	F	F		22-0134-0		Ake	Th 16,0	
			R		22-0483-0		Ake	Th 15,0	
<b>Sigma IV (F38) 8/96-</b>									
3.5 V6	1/96-	F	F		22-0134-0		Ake	Th 16,0	
			R		53-0251Y		Ake	Th 16,0	

					METELLI ref.	METELLI ref. w/KIT		DIMENSIONS mm.	NOTE	
<b>Space Gear (PA/B/DV/W) 5/95-</b>										
2.0 16v (PA3V/W, PB3V) Eng.4G63 (75-82-85-106-110kW)	5/95-		R		53-0251		Ake	254,0x50	Hand Brake	
2.4, 4WD (PD4V/W) Eng.4G64 (82-91-97-110kW)	5/95-		F		22-0401-0		Ake	Th 16,0		
	5/95-		F		22-0134-0		Ake	Th 16,0	4WD	
	5/95-		R		22-0151-0		Ake	Th 14,5	4WD	
	5/95-		R			53-0251Y	Ake	Th 14,5	4WD	
	5/95-		R		53-0251		Ake	254,0x50	Hand Brake	
2.5 TD (PA5V/W, PB5V) Eng.4D56T (64kW)	5/95-		F		22-0401-0		Ake	Th 16,0		
	5/95-		F		22-0134-0		Ake	Th 16,0	4WD	
	5/95-		F			53-0251Y	Ake	Th 16,0	4WD	
	5/95-		R		53-0251		Ake	254,0x50	Hand Brake	
	5/95-		R		53-0260		Ake	270,0x52	Hand Brake	
2.5 TD, 4WD (PD5V/W) Eng.4D56TD (73kW)	5/95-		F		22-0401-0		Ake	Th 16,0		
	5/95-		F		22-0134-0		Ake	Th 16,0	4WD	
	5/95-		R		22-0151-0		Ake	Th 14,5	4WD	
	5/95-		R			53-0251Y	Ake	Th 14,5	4WD	
	5/95-		R		53-0251		Ake	254,0x50	Hand Brake	
	5/95-		R		53-0260		Ake	270,0x52	Hand Brake	
<b>Space Runner I (N1W, N2W) 10/91-8/99</b>										
1.8, 4WD (N21W/N11W) Eng.4G93 (85-90-103kW)	10/91-8/99		F		22-0224-0		Ake	Th 15,0		
	10/91-8/99		R		22-0398-0		Ake	Th 15,5		
	91-8/99		F		23-0652			Ø 256,0 Th 24,0-22,4	Vent., +ABS	
	91-8/99		F		23-0653			Ø 256,0 Th 24,0-22,4	Vent., -ABS	
	91-8/99		R		23-0651			Ø 262,0 Th 10,0-8,4		
	10/91-8/99		R		53-0265	53-0265K		167,0x32	Hand Brake	
	10/91-8/99		R		53-0257		Ake	203,0x37	Van, Hand Brake	
	10/91-8/99		R		53-0256		Ake	228,6x40	Van, Hand Brake	
	2.0 16v Eng.4G63 (75-82-93-106-110kW)	6/97-8/99		F		22-0224-0		Ake	Th 15,0	
6/97-8/99		R			22-0398-0		Ake	Th 15,5		
97-99			F		23-0652			Ø 256,0 Th 24,0-22,4	Vent., +ABS	
97-99			R		23-0651			Ø 262,0 Th 10,0-8,4		
6/97-8/99			R		53-0265	53-0265K		167,0x32	Hand Brake	
6/97-8/99			R		53-0257		Ake	203,0x37	Van, Hand Brake	
2.0 TD GLX (N18W) Eng.4D68T (60kW)	10/92-8/99		F		22-0224-0		Ake	Th 15,0		
	10/92-8/99		R		22-0398-0		Ake	Th 15,5		
	92-99		F		23-0652			Ø 256,0 Th 24,0-22,4	Vent.	
	92-99		R		23-0651			Ø 262,0 Th 10,0-8,4		
	10/92-8/99			R		53-0265	53-0265K		167,0x32	Hand Brake
				R		53-0257		Ake	203,0x37	Van, Hand Brake
<b>Space Runner II (N50) 8/99-</b>										
2.0 Eng.4G63 (100kW)	-00		F		22-0134-0		Ake	Th 16,0		
	00-		F		22-0481-0		Sum	Th 16,0		
	8/99-		R		22-0398-0		Ake	Th 15,5		
	8/99-		R		53-0261		Ake	228,6x32	Hand Brake	
2.4 GDi Eng.4G64(GDI) (82-91-97-110kW)	-00		F		22-0134-0		Ake	Th 16,0		
	00-		F		22-0481-0		Sum	Th 16,0		
	8/99-		R		22-0398-0		Ake	Th 15,5		
	8/99-		R		53-0261		Ake	228,6x32	Hand Brake	
<b>Space Star (DG0) 6/98-</b>										
1.3 16v Eng.4G13(16v) (60-61-63kW)	12/98-		F		22-0216-0		Gir	Th 15,5		
	00-		R		22-0347-0		Gir	Th 17,0		
	98-		F		23-0461			Ø 256,0 Th 24,0-21,5	Vent.	
	98-		R		23-0434			Ø 260,0 Th 10,0-8,4	+ABS	
	12/98-		R		53-0257		Ake	203,0x37	Van, Hand Brake	
	12/98-		R		53-0259		Bosch	203,2x40	Hand Brake	
	98-06		R		18-0384			Ø 203,0	-ABS	
	1.6 16v Eng.4G18 (72kW)	9/01-		F		22-0216-0		Gir	Th 15,5	
9/01-		R			22-0347-0		Gir	Th 17,0		
01-			F		23-0461			Ø 256,0 Th 24,0-21,5	Vent.	
01-			R		23-0434			Ø 260,0 Th 10,0-8,4	+ABS	
1.8 GDi Eng.4G93(GDI) (82kW)	10/02-		F		22-0216-0		Gir	Th 15,5		
	10/02-		R		22-0347-0		Gir	Th 17,0		
	02-		F		23-0461			Ø 256,0 Th 24,0-21,5	Vent.	
	02-		R		23-0434			Ø 260,0 Th 10,0-8,4	+ABS	
	10/02-		R		53-0259		Bosch	203,2x40	Hand Brake	
	02-06		R		18-0384			Ø 203,0	-ABS	
1.8 GDi Eng.4G93(GDI) (87kW)	6/98-		F		22-0216-0		Gir	Th 15,5		
	6/98-		R		22-0347-0		Gir	Th 17,0		

		Spare Parts	F/R	L/R	METELLI ref.	METELLI ref. w/KIT		DIMENSIONS mm.	NOTE
1.8 GDi Eng.4G93(GDI) (87kW)	98-		F		23-0461			Ø 256,0 Th 24,0-21,5	Vent.
	98-		R		23-0434			Ø 260,0 Th 10,0-8,4	+ABS
	6/98-		R		53-0259		Bosch	203,2x40	Hand Brake
	98-06		R		18-0384			Ø 203,0	-ABS
1.8 GDi Eng.4G93(GDI) (90-92-93-96kW)	6/98-		F		22-0216-0		Gir	Th 15,5	
	6/98-		R		22-0347-0		Gir	Th 17,0	
	98-		F		23-0461			Ø 256,0 Th 24,0-21,5	Vent.
	98-		R		23-0434			Ø 260,0 Th 10,0-8,4	+ABS
	6/98-		R		53-0259		Bosch	203,2x40	Hand Brake
	98-06		R		18-0384			Ø 203,0	-ABS
1.9 DI-D Eng.F9Q1 (75kW)	2/01-		F		22-0216-0		Gir	Th 15,5	
	2/01-		R		22-0347-0		Gir	Th 17,0	
	2/01-		F		23-0461			Ø 256,0 Th 24,0-21,5	Vent.
	01-		R		23-0434			Ø 260,0 Th 10,0-8,4	+ABS
1.9 DI-D Eng.F9Q2 (85kW)	10/02-		F		22-0216-0		Gir	Th 15,5	
	10/02-		R		22-0347-0		Gir	Th 17,0	
	02-		F		23-0461			Ø 256,0 Th 24,0-21,5	Vent.
	02-		R		23-0434			Ø 260,0 Th 10,0-8,4	+ABS
<b>Space Wagon I (D0V/W) 1/83-4/91</b>									
1.8 (D05W) Eng.4G37 (66kW)	1/83-4/91		F		22-0114-0		Ake	Th 15,5	
	84-88		F		23-0278			Ø 242,0 Th 18,0-16,4	Vent.
	1/83-4/91		R		53-0252		Ake	203,0x37	Hand Brake
	84-88		R		18-0327			Ø 203,0	
1.8 4WD (D05V) Eng.4G37 (66kW)	1/84-8/88		F		22-0114-0		Ake	Th 15,5	
	84-88		F		23-0278			Ø 242,0 Th 18,0-16,4	Vent.
	1/84-8/88		R		53-0252		Ake	203,0x37	Hand Brake
	84-88		R		18-0327			Ø 203,0	
1.8 D (D09W) Eng.4D65 (55kW)	6/86-4/91		F		22-0114-0		Ake	Th 15,5	
	86-91		F		23-0278			Ø 242,0 Th 18,0-16,4	Vent.
	6/86-4/91		R		53-0252		Ake	203,0x37	Hand Brake
	86-91		R		18-0327			Ø 203,0	
1.8 TD Eng.4D65T (60kW)	1/85-12/91		F		22-0114-0		Ake	Th 15,5	
	4/88-		R		53-0252		Ake	203,0x37	Van, Hand Brake
2.0 (D04W) Eng.4G63 (75kW)	3/85-4/91		F		22-0114-0		Ake	Th 15,5	
	85-91		F		23-0278			Ø 242,0 Th 18,0-16,4	Vent.
	3/85-4/91		R		53-0252		Ake	203,0x37	Hand Brake
2.0 (D04W) Eng.G63B (62kW)	6/86-5/88		F		22-0114-0		Ake	Th 15,5	
	86-88		F		23-0278			Ø 242,0 Th 18,0-16,4	Vent.
	6/86-5/88		R		53-0252		Ake	203,0x37	Hand Brake
	86-88		R		18-0327			Ø 203,0	
2.0 4WD (D08W) Eng.4G63 (75-82-106-110kW)	3/85-4/91		F		22-0114-0		Ake	Th 15,5	
	85-91		F		23-0279			Ø 266,0 Th 24,0-22,4	Vent.
	3/85-4/91		R		53-0252		Ake	203,0x37	Hand Brake
2.0 4WD (D08W) Eng.G63B (62kW)	6/86-5/88		F		22-0114-0		Ake	Th 15,5	
	86-88		F		23-0279			Ø 266,0 Th 24,0-22,4	Vent.
	6/86-5/88		R		53-0252		Ake	203,0x37	Hand Brake
	86-88		R		18-0327			Ø 203,0	
<b>Space Wagon II (N3W, N4W) 10/91-10/98</b>									
1.8 D (N35W) Eng.4D65 (55kW)	10/91-10/98		F		22-0224-0		Ake	Th 15,0	
	10/91-10/98		R		22-0398-0		Ake	Th 15,5	
	91-12/93		F		23-0652			Ø 256,0 Th 24,0-22,4	Vent., +ABS
	91-12/93		R		23-0651			Ø 262,0 Th 10,0-8,4	
	10/91-10/98		R		53-0252		Ake	203,0x37	Hand Brake
1.8, 4WD (N41W, N31W) Eng.4G93 (85-90-103kW)	10/91-10/98		F		22-0224-0		Ake	Th 15,0	
	10/91-10/98		R		22-0398-0		Ake	Th 15,5	
	91-10/98		F		23-0652			Ø 256,0 Th 24,0-22,4	Vent., +ABS
	91-10/98		F		23-0653			Ø 256,0 Th 24,0-22,4	Vent., -ABS
	91-10/98		R		23-0651			Ø 262,0 Th 10,0-8,4	
2.0 TD GLX (N38W) Eng.4D68T (60kW)	10/91-10/98		R		53-0252		Ake	203,0x37	Hand Brake
	10/92-10/98		F		22-0224-0		Ake	Th 15,0	
	10/92-10/98		R		22-0398-0		Ake	Th 15,5	
	92-98		F		23-0652			Ø 256,0 Th 24,0-22,4	Vent., +ABS
	92-98		F		23-0653			Ø 256,0 Th 24,0-22,4	Vent., -ABS
	92-98		R		23-0651			Ø 262,0 Th 10,0-8,4	

		Spare Parts	F/R	L/R	METELLI ref.	METELLI ref. w/KIT		DIMENSIONS mm.	NOTE
2.0, 4WD (N33W, N43W) Eng.4G63 (75-77-82-98-106-110kW)	10/92-10/98	F	F		22-0224-0		Ake	Th 15,0	
	10/92-10/98		R		22-0398-0		Ake	Th 15,5	
	10/92-98	F	F		23-0652			Ø 256,0 Th 24,0-22,4	Vent., +ABS
	10/92-98		R		23-0653			Ø 256,0 Th 24,0-22,4	Vent., -ABS
	10/92-98	R	F		23-0651			Ø 262,0 Th 10,0-8,4	
	10/92-10/98		R		53-0252		Ake	203,0x37	Van, Hand Brake
10/92-10/98	R			53-0261		Ake	228,6x32	Hand Brake	
2.4 i (102kW)	10/92-10/98	F			22-0224-0		Ake	Th 15,0	
	10/92-10/98	R			22-0398-0		Ake	Th 15,5	
2.4, AWD (N34W) Eng.4G64 (85kW)	10/91-5/96	F	F		22-0224-0		Ake	Th 15,0	
	10/91-5/96		R		22-0398-0		Ake	Th 15,5	
	91-96	R	F		23-0651			Ø 262,0 Th 10,0-8,4	-ABS
	10/91-5/96		R		53-0252		Ake	203,0x37	Hand Brake

**Space Wagon III (N5W) 10/98-**

2.0 GDi Eng.4G63 (98kW)	4/02-	F	F		22-0134-0		Ake	Th 16,0	
	4/02-		R		22-0483-0		Ake	Th 15,0	
2.4 GDi, 4WD Eng.4G64(GDI) (82-91-97-108-110kW)	10/98-	F	F		22-0134-0		Ake	Th 16,0	
	10/98-		R		22-0483-0		Ake	Th 15,0	
	10/98-	R			53-0265	53-0265K		167,0x32	Hand Brake

**Tredia (A21) 9/82-10/87**

1.4 (A211) Eng.4G12 (51kW)	82-85	R			18-0327			Ø 203,0	
1.6 (A212) Eng.4G32 (55kW)	84-87	R			18-0327			Ø 203,0	
1.6 T. (A212) Eng.4G32T (84-85kW)	9/82-5/85	F	F		22-0114-0		Ake	Th 15,5	
	82-85		R		23-0278			Ø 242,0 Th 18,0-16,4	Vent.
	4/84-85	R			18-0327			Ø 203,0	
1.8 (A215) Eng.4G37 (66kW)	8/84-7/86	R	F		53-0253	53-0253Y	Ake	180,0x36	Hand Brake
	84-86		R		18-0327			Ø 203,0	
1.8 T. (A213A) Eng.G62B (100kW)	8/84-7/86	F	F		22-0114-0		Ake	Th 15,5	
	8/84-7/86		R		53-0253	53-0253Y	Ake	180,0x36	Hand Brake

**MITSUBISHI LCV**

**Canter 10/97-**



















3.0 TD (107kW)	9/01-	F/R			22-0622-0		Ake	Th 19,0	Twin caliper
3.0 TD (81kW)	9/01-	F/R			22-0622-0		Ake	Th 19,0	Twin caliper
3.0 TD Eng.4M420AT (92kW)	9/01-	F/R			22-0622-0		Ake	Th 19,0	Twin caliper

**L300 I (L03P/G, L02P) 5/78-2/87**





1.6 (L032P, L062P) Eng.4G32 (48-51kW)	4/81-10/86	F	F		22-0112-0		Sum	Th 15,5	
	4/81-10/86		R		53-0251		Ake	254,0x50	Hand Brake
	83-86	R	F		18-0250			Ø 254,0	
	8/84-2/87		R		22-0112-0		Sum	Th 15,5	
1.8, 4WD (L035G) Eng.4G62 (60kW)	8/84-2/87	F	F		53-0251		Sum	Th 15,5	
	8/84-2/87		R		53-0251		Ake	254,0x50	Hand Brake
	84-87	R	F		18-0250			Ø 254,0	
	11/86-2/87		R		18-0250		Sum	Th 15,5	
2.0 4WD (L037G) Eng.4G63 (65kW)	86-87	R			22-0112-0		Sum	Th 15,5	
2.0 DL Eng.G63B (66kW)	6/82-8/85	F			22-0112-0		Sum	Th 15,5	
2.3 D (L038P, L068P) Eng.4D55 (50kW)	9/83-10/86	F	F		22-0112-0		Sum	Th 15,5	
	9/83-10/86		R		53-0251		Sum	Th 15,5	
	83-86	R			53-0251		Ake	254,0x50	Hand Brake
	83-86	R			18-0250			Ø 254,0	

**L300 II (P0W, P1W, P2W)/ Delica 11/86-4/94**

1.4 (P01) Eng.4G33 (50kW)	11/86-	R			18-0250			Ø 254,0	
1.6 (P02V, P12V) Eng.4G32 (51kW)	11/86-	F	F		22-0115-0		Sum	Th 17,0	
	11/86-		R		53-0251		Sum	Th 17,0	
	11/86-4/94	R	F		53-0251		Ake	254,0x50	Hand Brake
	86-		R		18-0250			Ø 254,0	
2.0 Eng.4G63 (78-83kW)	1/86-	F			22-0115-0		Sum	Th 17,0	
2.0 (P03V/W, P13V) Eng.G63B (64-66kW)	11/86-	F	F		22-0115-0		Sum	Th 17,0	
	11/86-		R		53-0251		Sum	Th 17,0	
	11/86-4/94	R	F		53-0251		Ake	254,0x50	Hand Brake
	86-		R		18-0250			Ø 254,0	
2.0 4WD (P23V, P23W) Eng.4G63 (65kW)	12/86-	F	F		22-0115-0		Sum	Th 17,0	
	86-		R		18-0250			Ø 254,0	
2.4 4WD (P04W, P14V, P04V) Eng.4G64 (82kW)	11/90-	F	F		22-0115-0		Sum	Th 17,0	
	90-		R		18-0250			Ø 254,0	

		Spare Parts	F/R	L/R	METELLI ref.	METELLI ref. w/KIT		DIMENSIONS mm.	NOTE
2.4 4WD (P24W, P24V) Eng.G64B (80-82kW)	11/86-		F		<b>22-0115-0</b>		Sum	Th 17,0	
	11/86-		R		<b>18-0250</b>			Ø 254,0	
2.4 GDi, 4WD Eng.4G64(GDI) (82-91-97-110kW)	1/90-		F		<b>22-0115-0</b>		Sum	Th 17,0	
2.5 D (P05V, P05W, P15V) Eng.4D56 (51kW)	11/86-		F		<b>22-0115-0</b>		Sum	Th 17,0	
	11/86-		F			<b>53-0251Y</b>	Sum	Th 17,0	
	11/86-4/94		R		<b>53-0251</b>		Ake	254,0x50	Hand Brake
	86-		R		<b>18-0250</b>			Ø 254,0	
2.5 TD, 4WD (P25W, P25V) Eng.4D56T (64kW)	11/88-		F		<b>22-0115-0</b>		Sum	Th 17,0	
	86-		R		<b>18-0250</b>			Ø 254,0	
<b>L300 III 5/94-</b>									
2.0 Eng.4G63 (83kW)	6/94-4/00		F		<b>22-0401-0</b>		Ake	Th 16,0	
2.0 (P13T) Eng.4G63 (85kW)	7/94-		F		<b>22-0401-0</b>		Ake	Th 16,0	
2.5 TD (P15T) Eng.4D56T (64kW)	11/94-		F		<b>22-0401-0</b>		Ake	Th 16,0	
<b>L400 (PAOV) 6/96-</b>									
2.5 TD, 4WD Eng.4D56T (64kW)	6/96-		F		<b>22-0401-0</b>		Ake	Th 16,0	
	96-		R		<b>53-0260</b>	<b>53-0251Y</b>	Ake	270,0x52	Hand Brake
	99-		R		<b>53-0251</b>		Ake	254,0x50	Hand Brake


















## MORGAN

<b>Plus Four 1/85-</b>									
1.8 i (96kW)	93-		R		<b>53-0115</b>		Ap	228,6x45	Hand Brake
2.0 i (99kW)	92-		R		<b>53-0115</b>		Ap	228,6x45	
2.0 i Eng.132 C 3.000 (90kW)	85-88		R		<b>53-0115</b>		Ap	228,6x45	
2.0 i Eng.M16i (103kW)	88-92		R		<b>53-0115</b>		Ap	228,6x45	




## NEOPLAN BUS



































<b>Centroliner 1/98-</b>									
N4411, N4416, N4420, N4421	1/98-		F/R		<b>22-0585-0</b>		Knorr	Th 30,0	
N4516, N4522	1/98-		F/R		<b>22-0585-0</b>		Knorr	Th 30,0	
<b>Cityliner 1/92-</b>									
N116, N1216	1/92-		F/R		<b>22-0585-0</b>		Knorr	Th 30,0	
<b>Jetliner 1/92-</b>									
N112, N208, N213, N214	1/92-		F/R		<b>22-0585-0</b>		Knorr	Th 30,0	
<b>Low-Floor 1/92-</b>									
N4008, N4009	1/92-		F/R		<b>22-0585-0</b>		Knorr	Th 30,0	
N4010, N4011, N4014, N4016	1/92-		F/R		<b>22-0585-0</b>		Knorr	Th 30,0	
N4024, N4026	1/92-		F/R		<b>22-0585-0</b>		Knorr	Th 30,0	
<b>Skyliner 1/92-</b>									
N122	1/92-		F/R		<b>22-0585-0</b>		Knorr	Th 30,0	
<b>Spaceliner 1/92-</b>									
N117	1/92-		F/R		<b>22-0585-0</b>		Knorr	Th 30,0	
<b>Starliner 1/96-</b>									
N516, N5218	1/96-		F/R		<b>22-0585-0</b>		Knorr	Th 30,0	
<b>Transliner 1/92-</b>									
N312, N314, N316, N321	1/92-		F/R		<b>22-0585-0</b>		Knorr	Th 30,0	

## NISSAN


































































<b>100 NX (B13) 3/90-10/94</b>									
1.6 SR Eng.GA16DE (73-75kW)	93-94		F		<b>23-0282</b>			Ø 239,7 Th 18,0-16,0	Vent.
	93-94		R		<b>23-0661</b>			Ø 234,0 Th 7,0-6,0	+ABS
	9/93-10/94		R		<b>53-0281</b>		Tokiko	180,0x31	Hand Brake
	93-94		R		<b>18-0055</b>			Ø 180,0	
1.6, 16v Eng.GA16DS (66-71-73kW)	3/90-10/94		F		<b>22-0246-0</b>		Sum	Th 16,5	
	3/90-10/94		F		<b>22-0246-1</b>		Sum	Th 16,5	
	3/90-10/94		R		<b>22-0193-1</b>		Ake	Th 16,0	
	90-94		F		<b>23-0282</b>			Ø 239,7 Th 18,0-16,0	Vent.
	90-94		R		<b>23-0661</b>			Ø 234,0 Th 7,0-6,0	+ABS
	3/90-10/94		R		<b>53-0281</b>		Tokiko	180,0x31	Hand Brake
2.0 GTI 16v Eng.SR20DE (105-110kW)	90-94		R		<b>18-0055</b>			Ø 180,0	
	3/91-10/94		F		<b>22-0488-0</b>		Sum	Th 15,0	
	3/91-10/94		R		<b>22-0193-1</b>		Ake	Th 16,0	
	91-94		F		<b>23-0250</b>			Ø 256,8 Th 26,0-24,0	Vent.
<b>200 SX (S11) 1/77-12/84</b>									
1.8 T. Eng.Z18ET (124kW)	1/77-12/84		F		<b>22-0066-1</b>		Ake	Th 17,0	
	1/77-12/84		R		<b>22-0492-0</b>		Sum	Th 14,0	
	4/77-12/84		R		<b>18-0328</b>			Ø 228,5	



		Spare Parts	F/R	L/R	METELLI ref.	METELLI ref. w/KIT		DIMENSIONS mm.	NOTE
2.0 i 16v Eng.Z20 (103kW)	1/77-12/84	☺	F		22-0066-1		Ake	Th 17,0	
	1/77-12/84		R		22-0492-0		Sum	Th 14,0	
	4/77-12/84	☺	R		18-0328			Ø 228,5	
<b>200 SX (S12) 1/85-6/88</b>									
1.8 T. Eng.CA18ET, DET (89-126kW)	1/85-6/88	☺	F		22-0066-0		Ake	Th 17,0	
	1/85-6/88		R		22-0492-0		Sum	Th 14,0	
2.0 Eng.CA20E (76kW)	1/85-6/88	☺	F		22-0066-0		Ake	Th 17,0	
	1/85-6/88		R		22-0492-0		Sum	Th 14,0	
<b>200 SX (S13) 7/88-11/93</b>									
1.8 T. Eng.CA18DET (122-124kW)	-91	☺	F		22-0190-0		Sum	Th 17,0	
	91-		F		22-0404-0		Sum	Th 17,0	
	7/88-11/93		R		22-0493-0		Sum	Th 15,5	
	9/88-91	☺	F		23-0249			Ø 257,0 Th 22,0-20,0	Vent.
2.4 Eng.KA24E, DE (105kW)	7/88-11/93	☺	F		22-0304-0		Sum	Th 16,0	-ABS
	7/88-11/93		F		22-0190-1		Sum	Th 17,0	+ABS
	7/88-11/93		R		22-0362-1		Sum	Th 14,0	
<b>200 SX (S14) 10/93-</b>									
1.6 16v Eng.GA16DE (74kW)	1/95-12/98	☺	F		22-0278-0		Sum	Th 16,0	
	1/95-12/98		R		22-0362-1		Sum	Th 14,0	
2.0 i 16v Eng.SR20DE (110-118kW)	10/93-	☺	F		22-0278-0		Sum	Th 16,0	
	10/93-		R		22-0362-1		Sum	Th 14,0	
2.0 i 16v T. Eng.SR20DET (147-162kW)	10/93-	☺	F		22-0413-0		Sum	Th 14,5	
	10/93-		R		22-0362-1		Sum	Th 14,0	
<b>280 ZX,ZXT (HGS130) 10/78-2/84</b>									
2.8 Eng.L28E (103-108-110kW)	10/78-2/84	☺	F		22-0490-0		Sum	Th 16,5	
2.8 Eng.L28ET (147kW)	1/83-2/84	☺	F		22-0490-0		Sum	Th 16,5	
<b>300 ZX (Z31) 1/84-10/90</b>									
3.0 Eng.VG30E (125-133-149kW)	-85	☺	F		22-0066-1		Ake	Th 17,0	
	85-87		F		22-0066-0		Ake	Th 17,0	
	87-		F		22-0491-0		Gir	Th 17,0	
	-85 / 87-		R		22-0362-1		Sum	Th 14,0	
	85-87		R		22-0492-0		Sum	Th 14,0	
3.0 T. Eng.VG30ET (125-133-149kW)	87-	☺	F		22-0491-0		Gir	Th 17,0	
	-87		R		22-0492-0		Sum	Th 14,0	
	87-		R		22-0362-1		Sum	Th 14,0	
3.0 T. Eng.VG30T (168kW)	-85	☺	F		22-0066-1		Ake	Th 17,0	
	85-87		F		22-0066-0		Ake	Th 17,0	
	87-		F		22-0491-0		Gir	Th 17,0	
	-85 / 87-		R		22-0362-1		Sum	Th 14,0	
	85-87		R		22-0492-0		Sum	Th 14,0	
<b>300 ZX (Z32) 5/90-9/95</b>									
3.0 Twin T. Eng.VG30DETT (197-208kW)	5/90-9/95	☺	F		22-0413-0		Sum	Th 14,5	
	5/90-9/95		R		22-0494-0		Sum	Th 16,0	
<b>350 Z (Z33) 10/03-</b>									
3.5 Roadster Eng.VQ35DE (230kW)	4/07-	☺	F		22-0738-0		Bre	Th 15,5	
	4/07-		R		22-0739-0		Bre	Th 14,5	
	4/07-		☺	R		53-0294			172,0x32
3.5, Roadster Eng.VQ35DE (206kW)	10/03-	☺	F		22-0738-0		Bre	Th 15,5	
	10/03-		R		22-0739-0		Bre	Th 14,5	
	10/03-		☺	R		53-0294			172,0x32
3.5, Roadster Eng.VQ35DE (221kW)	4/06-	☺	F		22-0738-0		Bre	Th 15,5	
	4/06-		R		22-0739-0		Bre	Th 14,5	
	4/06-		☺	R		53-0294			172,0x32
<b>Almera I (N15) 9/95-7/00</b>									
1.4 i, 16v Eng.GA14DE (55-64kW)	95-98	☺	F		22-0277-0		Sum	Th 16,0	+/-ABS
	98-		F		22-0304-0		Sum	Th 16,0	+ABS
	-98		R		22-0403-0		Sum	Th 15,0	+ABS
	98-		R		22-0193-1		Ake	Th 16,0	+ABS
	95-00	☺	F		23-0457			Ø 232,0 Th 18,0-16,0	Vent.
	95-00		R		23-0661			Ø 234,0 Th 7,0-6,0	+ABS
	9/95-7/00		☺	R		53-0281	Tokiko	180,0x31	Hand Brake
	7/95-00		☺	R		18-0055		Ø 180,0	
1.6 Eng.GA16DE (66-73-75kW)	-98	☺	F		22-0277-0		Sum	Th 16,0	+/-ABS
	98-		F		22-0304-0		Sum	Th 16,0	+/-ABS
	-98		R		22-0403-0		Sum	Th 15,0	+ABS
	98-		R		22-0193-1		Ake	Th 16,0	+ABS
	95-00	☺	F		23-0456			Ø 247,0 Th 18,0-16,0	Vent.





























		Spare Parts	F/R	L/R	METELLI ref.	METELLI ref. w/KIT		DIMENSIONS mm.	NOTE
1.6 Eng.GA16DE (66-73-75kW)	95-00		R		23-0661			Ø 234,0 Th 7,0-6,0	+ABS
	9/95-7/00		R		53-0283		Bdx	203,0x38	
	9/95-7/00		R		53-0281		Tokiko	180,0x31	Hand Brake
	7/95-00		R		18-0055			Ø 180,0	
2.0 D Eng.CD20 (55kW)	95-98		F		22-0277-0		Sum	Th 16,0	+/-ABS
	98-		F		22-0304-0		Sum	Th 16,0	+ABS
	-98		R		22-0403-0		Sum	Th 15,0	+ABS
	98-		R		22-0193-1		Ake	Th 16,0	+ABS
	95-00		F		23-0456			Ø 247,0 Th 18,0-16,0	Vent.
	95-00		R		23-0661			Ø 234,0 Th 7,0-6,0	+ABS
	11/95-7/00		R		53-0281		Tokiko	180,0x31	Hand Brake
	7/95-00		R		18-0055			Ø 180,0	
2.0 GTi Eng.SR20DE (105kW)	7/96-3/00		F		22-0488-0		Sum	Th 15,0	
	7/96-3/00		R		22-0193-1		Ake	Th 16,0	+ABS
	96-00		F		23-0250			Ø 256,8 Th 26,0-24,0	Vent.
	96-00		R		18-0055			Ø 180,0	
<b>Almera II (N16) 7/00-</b>									
1.5 Eng.QG15DE (66kW)	-04		F		22-0305-0		Gir	Th 17,0	
	04-		F		22-0810-0		Ake	Th 15,5	
	-04		R		22-0199-0		Gir	Th 15,5	
	04-		R		22-0193-1		Ake	Th 16,0	
	00-		F		23-0249			Ø 257,0 Th 22,0-20,0	Vent., -ABS
	00-		F		23-0545			Ø 280,0 Th 22,0-20,0	Vent., +ABS
	00-		R		23-0633			Ø 258,0 Th 10,0-8,4	+ABS
	7/00-		R		53-0292			203,2x37	Hand Brake
1.5 Eng.QG15DE (72kW)	00-		R		18-0353			Ø 203,0	-ABS
	1.5 Eng.QG15DE (72kW)	-04		F	22-0305-0		Gir	Th 17,0	
		04-		F	22-0810-0		Ake	Th 15,5	
		-04		R	22-0199-0		Gir	Th 15,5	
		04-		R	22-0193-1		Ake	Th 16,0	
	02-		F	23-0249			Ø 257,0 Th 22,0-20,0	Vent., -ABS	
	02-		F	23-0545			Ø 280,0 Th 22,0-20,0	Vent., +ABS	
	02-		R	23-0633			Ø 258,0 Th 10,0-8,4	+ABS	
10/02-		R	53-0292			203,2x37	Hand Brake		
1.5 DCi Eng.K9K702/710/722 (60kW)	02-		R	18-0353			Ø 203,0	-ABS	
	1.5 DCi Eng.K9K702/710/722 (60kW)	-04		F	22-0305-0		Gir	Th 17,0	
		04-		F	22-0810-0		Ake	Th 15,5	
		-04		R	22-0199-0		Gir	Th 15,5	
		04-		R	22-0193-1		Ake	Th 16,0	
	03-		F	23-0545			Ø 280,0 Th 22,0-20,0	Vent.	
	03-		R	23-0633			Ø 258,0 Th 10,0-8,4	+ABS	
	1/03-		R	53-0292			203,2x37	Hand Brake	
1.8 16v Eng.QG18DE (84-85kW)	-04		F	22-0305-0		Gir	Th 17,0		
	04-		F	22-0810-0		Ake	Th 15,5		
	-04		R	22-0199-0		Gir	Th 15,5		
	04-		R	22-0193-1		Ake	Th 16,0		
	00-		F	23-0249			Ø 257,0 Th 22,0-20,0	Vent., -ABS	
	00-		F	23-0545			Ø 280,0 Th 22,0-20,0	Vent., +ABS	
	00-		R	23-0633			Ø 258,0 Th 10,0-8,4	+ABS	
	2.2 DCi Eng.YD22DDT (82kW)	-04		F	22-0305-0		Gir	Th 17,0	
04-			F	22-0810-0		Ake	Th 15,5		
-04			R	22-0199-0		Gir	Th 15,5		
04-			R	22-0193-1		Ake	Th 16,0		
9/03-			F	23-0545			Ø 280,0 Th 22,0-20,0	Vent.	
9/03-		R	23-0633			Ø 258,0 Th 10,0-8,4	+ABS		
2.2 DCi Eng.YD22DDTi (100kW)	-04		F	22-0305-0		Gir	Th 17,0		
	04-		F	22-0810-0		Ake	Th 15,5		
	-04		R	22-0199-0		Gir	Th 15,5		
	04-		R	22-0193-1		Ake	Th 16,0		
	9/03-		F	23-0545			Ø 280,0 Th 22,0-20,0	Vent.	
9/03-		R	23-0633			Ø 258,0 Th 10,0-8,4	+ABS		
2.2 Di Eng.YD22DDT (81kW)	-03		F	22-0305-0		Gir	Th 17,0		
	-03		R	22-0199-0		Gir	Th 15,5		
	00-		F	23-0249			Ø 257,0 Th 22,0-20,0	Vent., -ABS	
	00-		F	23-0545			Ø 280,0 Th 22,0-20,0	Vent., +ABS	
	00-		R	23-0633			Ø 258,0 Th 10,0-8,4	+ABS	

			SPARE PARTS	F/R	L/R	METELLI ref.	METELLI ref. w/KIT		DIMENSIONS mm.	NOTE
<b>Almera Tino (V10) 8/00-</b>										
1.8 16v Eng.QG18DE (84kW)	8/00-		F			22-0464-0		Gir	Th 16,5	
	8/00-		R			22-0199-0		Gir	Th 15,5	
	00-		F			23-0764			Ø 280,0 Th 28,0-26,0	Vent.
	8/00-		R			23-0762			Ø 277,7 Th 10,0-9,0	
2.0 Eng.SR20DE (100kW)	8/00-		F			22-0464-0		Gir	Th 16,5	
	8/00-		R			22-0199-0		Gir	Th 15,5	
	00-		F			23-0764			Ø 280,0 Th 28,0-26,0	Vent.
	8/00-		R			23-0762			Ø 277,7 Th 10,0-9,0	
2.2 DCi Eng.YD22DDT (81-84-93kW)	9/03-		F			22-0464-0		Gir	Th 16,5	
	9/03-		R			22-0199-0		Gir	Th 15,5	
	03-		F			23-0764			Ø 280,0 Th 28,0-26,0	Vent.
	03-		R			23-0762			Ø 277,7 Th 10,0-9,0	
2.2 DCi Eng.YD22DDTi (100kW)	9/03-		F			22-0464-0		Gir	Th 16,5	
	9/03-		R			22-0199-0		Gir	Th 15,5	
	03-		F			23-0764			Ø 280,0 Th 28,0-26,0	Vent.
	03-		R			23-0762			Ø 277,7 Th 10,0-9,0	
2.2 Di Eng.YD22DDTi (84kW)	8/00-		F			22-0464-0		Gir	Th 16,5	
	8/00-		R			22-0199-0		Gir	Th 15,5	
	00-		F			23-0764			Ø 280,0 Th 28,0-26,0	Vent.
	8/00-		R			23-0762			Ø 277,7 Th 10,0-9,0	
<b>Altima I (L30) 6/93-9/01</b>										
2.4 (112kW)	1/93-		F			22-0404-0		Sum	Th 17,0	
	1/93-		R			22-0193-1		Ake	Th 16,0	
	1/93-9/01		R			53-0383			228,6x37	Hand Brake
	93-		R			18-0328			Ø 228,5	
<b>Altima II (L31) 1/02-</b>										
2.5 (128kW)	10/06-		F			22-0404-0		Sum	Th 17,0	
	10/06-		R			22-0193-1		Ake	Th 16,0	
	10/06-		R			53-0294			172,0x32	Hand Brake
2.5 Eng.QR25DE (121kW)	8/01-9/06		R			53-0294			172,0x32	Hand Brake
3.5 (180kW)	8/01-9/06		R			53-0294			172,0x32	Hand Brake
3.5 V6 (201kW)	1/02-		F			22-0404-0		Sum	Th 17,0	
	1/02-		R			22-0193-1		Ake	Th 16,0	
	1/02-		R			53-0294			172,0x32	Hand Brake
<b>Avia 1/80-</b>										
1.2 F275	1/80-		R			53-0342		Luc	255,0x57	
2.0	1/80-		R			53-0342		Luc	255,0x57	
<b>Axxess 1/89-1/91</b>										
All models	89-91		R			18-0328			Ø 228,5	
<b>Bluebird (610) 7/74-11/79</b>										
1.6 Eng.L16 (75kW)	1/68-12/81		R			53-0271		Ake	228,6x40	Hand Brake
1.8 Eng.L18 (59kW)	7/74-11/79		R			53-0271		Ake	228,6x40	Hand Brake
1.8 Eng.L18 (65kW)	7/74-11/79		R			53-0271		Ake	228,6x40	Hand Brake
2.0 Eng.L20B (81kW)	74-79		R			18-0328			Ø 228,5	
<b>Bluebird (710) 7/74-1/77</b>										
1.8 Eng.L18 (59kW)	74-77		R			18-0328			Ø 228,5	
2.0 Eng.L20B (81kW)	74-77		R			18-0328			Ø 228,5	
<b>Bluebird (810) 1/76-1/83</b>										
2.0 Eng.L20/A/E/P/S (83kW)	1/78-1/83		R			53-0271		Ake	228,6x40	Hand Brake
2.0 Eng.L20E	1/78-1/83		R			53-0271		Ake	228,6x40	Hand Brake
2.4 Eng.L24 (96kW)	7/76-80		R			18-0328			Ø 228,5	
2.8 D Eng.LD28 (62kW)	7/76-80		R			18-0328			Ø 228,5	
3.0	7/76-80		R			18-0328			Ø 228,5	
<b>Bluebird (910) 1/80-5/84</b>										
1.6 Eng.L16S (60kW)	80-83		F			23-0252			Ø 250,0 Th 18,0-16,0	Vent.
	1/80-11/83		R			53-0271		Ake	228,6x40	Hand Brake
1.8 Coupé Eng.L18T (66kW)	1/80-5/84		F			22-0245-1		Ake	Th 14,5	
	80-83		F			23-0252			Ø 250,0 Th 18,0-16,0	Vent.
	1/80-5/84		R			53-0271		Ake	228,6x40	Hand Brake
1.8, SW Eng.L18S (65kW)	1/80-5/84		F			22-0245-1		Ake	Th 14,5	
	80-83		F			23-0252			Ø 250,0 Th 18,0-16,0	Vent.
	1/80-5/84		R			53-0271		Ake	228,6x40	Hand Brake
	80-83		R			18-0328			Ø 228,5	Europe, SW
2.0 D, SW Eng.LD20 (44kW)	1/80-5/84		F			22-0245-1		Ake	Th 14,5	
	80-83		F			23-0252			Ø 250,0 Th 18,0-16,0	Vent.
	80-83		R			18-0328			Ø 228,5	Europe, SW

























































		Spare Parts	F/R	L/R	METELLI ref.	METELLI ref. w/KIT		DIMENSIONS mm.	NOTE
2.0 i, Coupé Eng.Z20E (80kW)	1/82-5/84		F		22-0245-1		Ake	Th 14,5	
	82-83		F		23-0252			Ø 250,0 Th 18,0-16,0	Vent.
	1/82-5/84		R		53-0271		Ake	228,6x40	Hand Brake
<b>Bluebird (T72 , T12) 12/85-6/91</b>									
1.6 (66kW)	3/86-6/91		F		22-0066-0		Ake	Th 17,0	
	88-91		F		23-0213			Ø 250,0 Th 22,1-20,0	Vent.
	3/86-6/91		R		53-0277		Sum	228,6x40	Hand Brake
1.6 Eng.CA16S (61kW)	3/86-6/90		F		22-0066-0		Ake	Th 17,0	
	86-90		F		23-0213			Ø 250,0 Th 22,1-20,0	Vent.
	3/86-6/90		R		53-0277		Sum	228,6x40	Hand Brake
	86-90		R		18-0058			Ø 228,6	
1.8 Eng.CA18 (74kW)	1/83-12/90		R		53-0277		Sum	228,6x40	Hand Brake
1.8 Eng.CA18l (65kW)	1/87-1/90		R		53-0277		Sum	228,6x40	Hand Brake
1.8 16v Eng.CA18D (95kW)	2/89-12/90		F		22-0066-0		Ake	Th 17,0	
	2/89-12/90		R		22-0362-1		Sum	Th 14,0	
	89-90		F		23-0213			Ø 250,0 Th 22,1-20,0	Vent.
	2/89-12/90		R		53-0277		Sum	228,6x40	Hand Brake
1.8 T. Eng.CA18T (99kW)	12/85-5/90		F		22-0066-0		Ake	Th 17,0	
	86-89		F		23-0213			Ø 250,0 Th 22,1-20,0	Vent.
	12/85-5/90		R		53-0277		Sum	228,6x40	Hand Brake
2.0 Eng.CA20S (75kW)	12/85-12/87		F		22-0066-0		Ake	Th 17,0	
	85-87		F		23-0213			Ø 250,0 Th 22,1-20,0	Vent.
	12/85-12/87		R		53-0277		Sum	228,6x40	Hand Brake
	85-87		R		18-0058			Ø 228,6	
2.0 D Eng.LD20 (49kW)	3/86-12/90		F		22-0066-0		Ake	Th 17,0	
	86-90		F		23-0213			Ø 250,0 Th 22,1-20,0	Vent.
	86-90		R		18-0058			Ø 228,6	
2.0 i Eng.CA20E (85kW)	9/88-9/90		F		22-0066-0		Ake	Th 17,0	
	9/88-9/90		R		53-0277		Sum	228,6x40	Hand Brake
2.0 i, kat Eng.CA20E/ KAT (77kW)	9/88-9/90		F		22-0066-0		Ake	Th 17,0	
	88-90		F		23-0213			Ø 250,0 Th 22,1-20,0	Vent.
	9/88-9/90		R		53-0277		Sum	228,6x40	Hand Brake
	88-90		R		18-0058			Ø 228,6	
<b>Bluebird (U11/ WU11) 11/83-12/90</b>									
1.6 Eng.CA16S (61-66kW)	-85		R		53-0271		Ake	228,6x40	Hand Brake
1.8 Eng.CA18S (66kW)	11/83-6/88		F		22-0066-0		Ake	Th 17,0	
	83-88		F		23-0213			Ø 250,0 Th 22,1-20,0	Vent.
	1/86-		R		53-0277		Sum	228,6x40	Hand Brake
	-12/85		R		53-0271		Ake	228,6x40	Hand Brake
	83-88		R		18-0058			Ø 228,6	
1.8 T. Eng.CA18T (99kW)	84-90		F		23-0213			Ø 250,0 Th 22,1-20,0	Vent.
	1/86-		R		53-0277		Sum	228,6x40	Hand Brake
	-12/85		R		53-0271		Ake	228,6x40	Hand Brake
2.0 D, SW Eng.LD20 (43kW)	4/84-12/90		F		22-0066-0		Ake	Th 17,0	
	84-90		F		23-0213			Ø 250,0 Th 22,1-20,0	Vent.
	1/86-		R		53-0277		Sum	228,6x40	Hand Brake
	-12/85		R		53-0271		Ake	228,6x40	Hand Brake
	84-90		R		18-0058			Ø 228,6	
2.0 D, SW Eng.LD20 (49kW)	4/84-12/90		F		22-0066-0		Ake	Th 17,0	
	84-90		F		23-0213			Ø 250,0 Th 22,1-20,0	Vent.
	1/86-		R		53-0277		Sum	228,6x40	Hand Brake
	-12/85		R		53-0271		Ake	228,6x40	Hand Brake
	84-90		R		18-0058			Ø 228,6	
2.0 i, kat Eng.CA20E/ KAT (77kW)	4/84-9/90		F		22-0066-0		Ake	Th 17,0	
	84-90		F		23-0213			Ø 250,0 Th 22,1-20,0	Vent.
	89-		R		53-0277		Sum	228,6x40	Hand Brake
	84-90		R		18-0058			Ø 228,6	
2.0 i, SW Eng.CA20E (85kW)	4/84-9/90		F		22-0066-0		Ake	Th 17,0	
	84-90		F		23-0213			Ø 250,0 Th 22,1-20,0	Vent.
	89-		R		53-0277		Sum	228,6x40	Hand Brake
2.0 SW Eng.CA20S (75kW)	4/86-9/90		F		22-0066-0		Ake	Th 17,0	
	86-90		F		23-0213			Ø 250,0 Th 22,1-20,0	Vent.
<b>Cedric 1/68-1/87</b>									
All models	68-87		R		18-0328			Ø 228,5	
<b>Cherry I (E10) 9/70-9/78</b>									
1.0 Eng.A10 (32kW)	9/70-9/78		F		22-0229-0		Sum	Th 14,5	













































					METELLI ref.	METELLI ref. w/KIT		DIMENSIONS mm.	NOTE
<b>Cherry I (F10-F11) 1/76-10/78</b>									
1.0 Eng.A10 (32kW)	76-78		F		23-0087			Ø 219,0 Th 9,6-8,6	
1.1 Eng.E10 (37-38kW)	76-78		F		23-0087			Ø 219,0 Th 9,6-8,6	
<b>Cherry II (V/N10) 8/78-12/83</b>									
1.0 Eng.A10/ S (32kW)	8/78-7/81		F		22-0229-0		Sum	Th 14,5	
	78-81		F		23-0090			Ø 239,0 Th 9,6-8,6	
1.2, Coupé, SW Eng.A12 (38kW)	10/78-7/81		F		22-0229-0		Sum	Th 14,5	
	78-81		F		23-0090			Ø 239,0 Th 9,6-8,6	
1.3, Coupé, SW Eng.E13 (44kW)	9/81-12/83		F		22-0229-0		Sum	Th 14,5	
	81-83		F		23-0090			Ø 239,0 Th 9,6-8,6	
1.4, Coupé, SW Eng.A14S (59kW)	8/80-7/81		F		22-0229-0		Sum	Th 14,5	
1.5 Eng.E15 (51kW)	8/81-12/82		F		22-0229-0		Sum	Th 14,5	
<b>Cherry III (N12) 5/82-12/86</b>									
1.0 Eng.E10 (37kW)	5/82-5/86		F		22-0202-1		Sum	Th 16,0	
	5/82-5/86		R		53-0272		Sum	180,0x35	Hand Brake
	4/82-86		R		18-0051			Ø 180,0	
1.3 Eng.E13 (44kW)	5/82-10/86		F		22-0202-1		Sum	Th 16,0	
	4/82-86		F		23-0174			Ø 239,5 Th 12,0-11,0	
	5/82-10/86		R		53-0272		Sum	180,0x35	Hand Brake
	4/82-86		R		18-0051			Ø 180,0	
1.5 Eng.E15S (55kW)	11/83-10/86		F		22-0040-0		Ate	Th 15,0	Made in Europe
	11/83-10/86		F		22-0104-0		Bdx	Th 15,0	Made in Europe
	11/83-10/86		F		22-0202-1		Sum	Th 16,0	
	83-85		F		23-0106			Ø 239,0 Th 12,6-9,0	
	11/83-10/86		R		53-0272		Sum	180,0x35	Hand Brake
	83-86		R		18-0051			Ø 180,0	
1.5 T. Eng.E15ET (77kW)	-85		F		22-0202-1		Sum	Th 16,0	
	85-		F		22-0245-0		Ake	Th 14,5	
	83-85		F		23-0280			Ø 231,8 Th 18,0-16,0	Vent.
	1/83-12/85		R		53-0272		Sum	180,0x35	Hand Brake
	83-85		R		18-0051			Ø 180,0	
1.6 (54kW)	82-86		F		23-0280			Ø 231,8 Th 18,0-16,0	Vent.
	82-86		R		18-0051			Ø 180,0	
1.7 D Eng.CD17 (40kW)	10/82-12/86		F		22-0202-1		Sum	Th 16,0	
	82-86		F		23-0280			Ø 231,8 Th 18,0-16,0	Vent.
	10/82-12/86		R		53-0272		Sum	180,0x35	Hand Brake
	82-86		R		18-0051			Ø 180,0	
<b>Cherry IV (N13) 12/86-12/90</b>									
1.0 Eng.E10 (37kW)	86-		F		23-0301			Ø 239,6 Th 12,0-10,0	
1.3 Eng.E13S (57-59kW)	12/86-12/90		R		53-0272		Sum	180,0x35	Hand Brake
1.4 Eng.GA14S (55kW)	12/86-12/90		R		53-0272		Sum	180,0x35	Hand Brake
1.6 Eng.E16i, E16S (54-62kW)	86-		F		23-0301			Ø 239,6 Th 12,0-10,0	
	86-		F		23-0282			Ø 239,7 Th 18,0-16,0	Vent.
	12/86-		R		53-0272		Sum	180,0x35	Hand Brake
1.7 D Eng.CD17 (40kW)	86-		F		23-0282			Ø 239,7 Th 18,0-16,0	Vent.
	12/86-		R		53-0272		Sum	180,0x35	Hand Brake
<b>Ebro 1/76-</b>									
2.8	1/91-		R		53-0280		Ake	295,0x60	Hand Brake
	-11/90		R		53-0275		Ake	270,0x50	Hand Brake
D350	-79		R		53-0342		Luc	255,0x57	
F275	79-		R		53-0342		Luc	255,0x57	
F350	1/76-		R		53-0342		Luc	255,0x57	
	76-		R		18-0063			Ø 270,0	Spain
L35	-79		R		53-0342		Luc	255,0x57	
<b>Fairlady 1/70-12/80</b>									
2.0 Eng.L20/A/E/P/S (83kW)	1/70-12/77		R		53-0271		Ake	228,6x40	Hand Brake
2.4 Eng.L24 (96kW)	1/72-12/75		R		53-0271		Ake	228,6x40	Hand Brake
<b>L 35 / L 45 1/82-</b>									
All models	1/82-		F		22-0111-0		Bdx	Th 17,0	
<b>Laurel (HLC230) 3/72-5/83</b>									
1.8 Eng.L18 (78kW)	3/72-5/83		R		53-0271		Ake	228,6x40	Hand Brake
2.0 Eng.L20A (71kW)	3/77-5/83		F		22-0245-0		Ake	Th 14,5	
	-12/79		R		53-0271		Ake	228,6x40	Hand Brake
2.0 Eng.L20E	-12/79		R		53-0271		Ake	228,6x40	Hand Brake
2.4 Eng.L24 (83kW)	12/77-5/83		F		22-0245-0		Ake	Th 14,5	








			Spare Parts	F/R	L/R	METELLI ref.	METELLI ref. w/KIT		DIMENSIONS mm.	NOTE
<b>Laurel (JC31) 1/81-12/85</b>										
2.0 Eng.L20A (71kW)	-81 / 82-		F			22-0245-0		Ake	Th 14,5	
	81-82					22-0245-1		Ake	Th 14,5	
	81-84		R			18-0328			Ø 228,5	
2.0 D Eng.LD20 (44kW)	81-84		R			18-0328			Ø 228,5	
2.4 Eng.L24 (83-88-96kW)	-81 / 82-		F			22-0245-0		Ake	Th 14,5	
	81-82					22-0245-1		Ake	Th 14,5	
	1/81-12/85		R			53-0271		Ake	228,6x40	Hand Brake
	81-85		R			18-0328			Ø 228,5	
2.8 D Eng.LD28 (62kW)	-81 / 82-		F			22-0245-0		Ake	Th 14,5	
	81-82					22-0245-1		Ake	Th 14,5	
	1/81-10/85		R			53-0271		Ake	228,6x40	Hand Brake
	81-85		R			18-0328			Ø 228,5	
<b>Laurel (JC32) 1/85-12/89</b>										
2.4 Eng.L24E/S (94kW)	1/85-12/87		F			22-0066-0		Ake	Th 17,0	
	1/85-12/87						R			53-0277
2.8 D Eng.LD28 (62kW)	1/85-12/87		F			22-0066-0		Ake	Th 17,0	
2.8 D Eng.RD28 (66kW)	1/85-12/89		R			53-0277		Sum	228,6x40	Hand Brake
	1/85-12/89						R			53-0277
<b>Leopard (F30) 1/79-12/86</b>										
1.8 Eng.Z18 (78kW)	1/79-12/86		R			53-0271		Ake	228,6x40	Hand Brake
<b>Leopard (Y32) 10/91-9/95</b>										
3.0 Eng.VG30E (147kW)	10/91-9/95		F			22-0405-0		Ake	Th 15,0	
4.1 Eng.VH41DE (198kW)	10/91-9/95		F			22-0405-0		Ake	Th 15,0	
<b>Maxima 1/81-12/84</b>										
2.4 Eng.L24E (103kW)	1/81-12/84		R			53-0271		Ake	228,6x40	Hand Brake
2.8 D Eng.LD28 (67kW)	1/81-12/84		R			53-0271		Ake	228,6x40	Hand Brake
<b>Maxima (J30) 10/88-6/94</b>										
3.0 i Eng.VG30E (125kW)	-91		F			22-0404-0		Sum	Th 17,0	
	91-					22-0740-0		Sum	Th 17,0	
	10/88-6/94		R			22-0362-1		Sum	Th 14,0	
	10/88-6/94					53-0277		Sum	228,6x40	Hand Brake
	88-94						R			18-0328
<b>Maxima Qx (A32) 1/95-8/00</b>										
2.0 Eng.VQ20DE (103kW)	-97		F			22-0404-0		Sum	Th 17,0	
	97-					22-0306-0		Ake	Th 17,0	
	2/95-8/00		R			22-0193-1		Ake	Th 16,0	
3.0 Eng.VQ30DE (142kW)	1/95-8/00		F			22-0306-0		Ake	Th 17,0	
	1/95-8/00						R			22-0193-1
<b>Maxima Qx (A33) 10/97-12/03</b>										
2.0 V6 24v, SW Eng.VQ20DE (103kW)	10/97-		F			22-0405-0		Ake	Th 15,0	
	10/97-						R			22-0193-1
2.5 V6 24v (154kW)	3/00-		F			22-0405-0		Ake	Th 15,0	
	3/00-						R			22-0193-1
3.0 V6 24v Eng.VQ30DE (147kW)	3/00-		F			22-0405-0		Ake	Th 15,0	
	3/00-						R			22-0193-1
<b>Maxima Qx (A34) 1/04-12/08</b>										
3.5 V6 Eng.VQ35DE (170kW)	1/04-12/08		R			53-0294			172,0x32	Hand Brake
<b>Micra I (K10) 12/82-7/92</b>										
1.0 Eng.MA10S (37-40-43kW)	-85		F			22-0034-0		Sum	Th 15,5	
	85-					22-0034-1		Sum	Th 15,5	
	12/88-92		F			23-0251			Ø 213,7 Th 12,0-10,0	
	12/88-92					23-0659			Ø 214,0 Th 15,0-13,0	Vent.
	82-11/88					23-0281			Ø 213,7 Th 12,0-11,0	
	12/82-5/91		R			53-0273		Ake	180,0x28	
	82-88		R			18-0056			Ø 180,0	
	88-91					18-0057			Ø 180,0	
1.2 Eng.MA12S (40-44kW)	86-		F			22-0034-1		Sum	Th 15,5	
	86-88					23-0281			Ø 213,7 Th 12,0-11,0	
	88-92		F			23-0251			Ø 213,7 Th 12,0-10,0	
	88-92					23-0659			Ø 214,0 Th 15,0-13,0	Vent.
	7/86-7/92						R			53-0273
	86-88		R			18-0056			Ø 180,0	
	88-92					18-0057			Ø 180,0	

					SPARE PARTS	F/R	L/R	METELLI ref.	METELLI ref. w/KIT		DIMENSIONS mm.	NOTE
<b>Micra II (K11) 8/92-2/03</b>												
1.0 i 16v Eng.CG10DE (44kW)	9/00-2/03		F		22-0145-0					Ake	Th 15,5	
	9/00-2/03		R		22-0742-0					Sum	Th 15,0	+ABS
	00-03		F		23-0348						Ø 234,0 Th 12,0-10,0	
	00-03		F		23-0850						Ø 238,0 Th 18,0-16,0	Vent., +ABS
	9/00-2/03		R		53-0288					Luc	180,0x28	Hand Brake
	00-03		R		18-0069						Ø 180,0	AW
	00-03		R		18-0060						Ø 180,0	IW
00-03		R		51-0174					Luc	Ø 17,78 180,0x28	LUC	
1.0 i 16v Eng.CG10DE/GE (40kW)	8/92-9/00		F		22-0145-0					Ake	Th 15,5	
	8/92-9/00		R		22-0742-0					Sum	Th 15,0	+ABS
	92-00		F		23-0348						Ø 234,0 Th 12,0-10,0	
	8/92-9/00		R		53-0284					Luc	180,0x27	Hand Brake
	92-00		R		18-0069						Ø 180,0	AW
	92-00		R		18-0060						Ø 180,0	IW
	92-98		R		51-0173					Luc	Ø 17,78 180,0x27	LUC
1.3 i 16v Eng.CG13DE/GE (55kW)	8/92-9/00		F		22-0145-0					Ake	Th 15,5	
	8/92-9/00		R		22-0742-0					Sum	Th 15,0	+ABS
	92-00		F		23-0348						Ø 234,0 Th 12,0-10,0	
	8/92-9/00		R		53-0284					Luc	180,0x27	Hand Brake
	92-00		R		18-0069						Ø 180,0	AW
	92-00		R		18-0060						Ø 180,0	IW
	92-98		R		51-0173					Luc	Ø 17,78 180,0x27	LUC
1.4 i 16v Eng.CGA3DE (60kW)	9/00-2/03		F		22-0145-0					Ake	Th 15,5	
	00-03		F		23-0348						Ø 234,0 Th 12,0-10,0	
	00-03		F		23-0850						Ø 238,0 Th 18,0-16,0	Vent., +ABS
	9/00-2/03		R		53-0288					Luc	180,0x28	Hand Brake
	00-03		R		18-0069						Ø 180,0	AW
	00-03		R		18-0060						Ø 180,0	IW
	00-03		R		51-0174					Luc	Ø 17,78 180,0x28	LUC
1.5 D Eng.TD15/TUD5 (42kW)	2/98-2/03		F		22-0145-0					Ake	Th 15,5	
	2/98-2/03		R		22-0742-0					Sum	Th 15,0	+ABS
	98-03		F		23-0348						Ø 234,0 Th 12,0-10,0	
	00-03		F		23-0850						Ø 238,0 Th 18,0-16,0	Vent., +ABS
	-98		R		53-0284					Luc	180,0x27	Hand Brake
	98-		R		53-0288					Luc	180,0x28	Hand Brake
	98-03		R		18-0069						Ø 180,0	AW
	98-03		R		18-0060						Ø 180,0	IW
	98-03		R		51-0174					Luc	Ø 17,78 180,0x28	LUC
<b>Micra III (K12) 1/03-</b>												
1.0 16v Eng.CR10DE (48kW)	1/03-		F		22-0485-0					Gir	Th 17,5	
	1/03-		F		23-0641						Ø 260,0 Th 22,0-19,8	Vent.
	1/03-		R		53-0290					Ap	203,0x38	Hand Brake
	1/03-		R		18-0352	18-0352K					Ø 203,3	
	03-		R		51-0231					Ap	Ø 19,05 203,0x38	AP
1.2 16v Eng.CR12 (48kW)	1/03-		F		22-0485-0					Gir	Th 17,5	
	1/03-		F		23-0641						Ø 260,0 Th 22,0-19,8	Vent.
	1/03-		R		53-0290					Ap	203,0x38	Hand Brake
	1/03-		R		18-0352	18-0352K					Ø 203,3	
	03-		R		51-0231					Ap	Ø 19,05 203,0x38	AP
1.2 16v Eng.CR12DE (59kW)	1/03-		F		22-0485-0					Gir	Th 17,5	
	1/03-		F		23-0641						Ø 260,0 Th 22,0-19,8	Vent.
	1/03-		R		53-0290					Ap	203,0x38	Hand Brake
	1/03-		R		18-0352	18-0352K					Ø 203,3	
	03-		R		51-0231					Ap	Ø 19,05 203,0x38	AP
1.4 16v Eng.CR14DE (65kW)	1/03-		F		22-0485-0					Gir	Th 17,5	
	1/03-		F		23-0641						Ø 260,0 Th 22,0-19,8	Vent.
	1/03-		R		53-0290					Ap	203,0x38	Hand Brake
	1/03-		R		18-0352	18-0352K					Ø 203,3	
	03-		R		51-0231					Ap	Ø 19,05 203,0x38	AP
1.5 DCi Eng.K9K (48kW)	1/03-		F		22-0485-0					Gir	Th 17,5	
	1/03-		F		23-0641						Ø 260,0 Th 22,0-19,8	Vent.
	1/03-		R		53-0290					Ap	203,0x38	Hand Brake
	1/03-		R		18-0352	18-0352K					Ø 203,3	
	03-		R		51-0231					Ap	Ø 19,05 203,0x38	AP
1.5 DCi Eng.K9K (50kW)	1/03-		F		22-0485-0					Gir	Th 17,5	
	1/03-		F		23-0641						Ø 260,0 Th 22,0-19,8	Vent.















		Spare Parts	F/R	L/R	METELLI ref.	METELLI ref. w/KIT		DIMENSIONS mm.	NOTE
1.5 DCi Eng.K9K (50kW)	1/03-		R		53-0290		Ap	203,0x38	Hand Brake
	03-		R		51-0231		Ap	Ø 19,05 203,0x38	AP
1.5 DCi Eng.K9K (60kW)	9/03-		F		22-0485-0		Gir	Th 17,5	
	1/03-		F		23-0641			Ø 260,0 Th 22,0-19,8	Vent.
	9/03-		R		53-0290		Ap	203,0x38	Hand Brake
	1/03-		R		18-0352	18-0352K		Ø 203,3	
	03-		R		51-0231		Ap	Ø 19,05 203,0x38	AP
1.5 DCi Eng.K9K (63kW)	07-		F		22-0485-0		Gir	Th 17,5	
	07-		F		23-0641			Ø 260,0 Th 22,0-19,8	Vent.
	07-		R		18-0352	18-0352K		Ø 203,3	
1.6 16v Eng.HR16DE (81kW)	05-		F		22-0485-0		Gir	Th 17,5	
	05-		F		23-0641			Ø 260,0 Th 22,0-19,8	Vent.
	5/05-		R		53-0290		Ap	203,0x38	Hand Brake
	05-		R		18-0352	18-0352K		Ø 203,3	
	05-		R		51-0231		Ap	Ø 19,05 203,0x38	AP
<b>Micra III Cabrio 8/05-</b>									
1.4 16v Eng.CR14DE (65kW)	05-		F		22-0485-0		Gir	Th 17,5	
	05-		F		23-0641			Ø 260,0 Th 22,0-19,8	Vent.
	05-		R		18-0352	18-0352K		Ø 203,3	
	05-		R		51-0231		Ap	Ø 19,05 203,0x38	AP
1.6 16v Eng.HR16DE (81kW)	05-		F		22-0485-0		Gir	Th 17,5	
	05-		F		23-0641			Ø 260,0 Th 22,0-19,8	Vent.
	05-		R		18-0352	18-0352K		Ø 203,3	
	05-		R		51-0231		Ap	Ø 19,05 203,0x38	AP
<b>Murano I (Z50) 3/05-10/08</b>									
3.5 4WD Eng.VQ35DE (172kW)	3/05-		F		22-0741-0		Sum	Th 15,5	
	3/05-		R		22-0612-0		Sum	Th 14,5	
	3/05-10/08		R		53-0297			190,0x33	Hand Brake
<b>Murano II (Z51) 11/08-</b>									
3.5 V6 (188kW)	08-		F		22-0819-0		Sum	Th 17,0	
<b>Navara II (D40) 7/05-</b>									
2.5 DCi Eng.YD25DDTI (106kW)	05-		F		22-0743-0		Sum	Th 16,0	16Inch Wheels
	05-		F		22-0819-0		Sum	Th 17,0	17Inch Wheels
	7/05-		R		53-0298			190,0x33	Hand Brake
2.5 DCi Eng.YD25DDTI (126kW)	06-		F		22-0743-0		Sum	Th 16,0	16Inch Wheels
	06-		F		22-0819-0		Sum	Th 17,0	17Inch Wheels
	10/06-		R		53-0298			190,0x33	Hand Brake
2.5 DCi 4WD Eng.YD25DDTI (128kW)	05-		F		22-0743-0		Sum	Th 16,0	16Inch Wheels
	05-		F		22-0819-0		Sum	Th 17,0	17Inch Wheels
	7/05-		R		53-0298			190,0x33	Hand Brake
<b>Note (E11E) 3/06-</b>									
1.4 16v Eng.CR14DE (65kW)	3/06-		F		22-0485-0		Gir	Th 17,5	
	3/06-		F		23-0641			Ø 260,0 Th 22,0-19,8	Vent.
	3/06-		R		53-0290		Ap	203,0x38	Hand Brake
	3/06-		R		18-0352	18-0352K		Ø 203,3	
	06-		R		51-0231		Ap	Ø 19,05 203,0x38	AP
1.5 DCi Eng.K9K (63kW)	3/06-		F		22-0485-0		Gir	Th 17,5	
	3/06-		R		22-0100-2		Gir	Th 16,0	
	3/06-		F		23-0641			Ø 260,0 Th 22,0-19,8	Vent.
	3/06-		R		53-0290		Ap	203,0x38	Hand Brake
	3/06-		R		18-0352	18-0352K		Ø 203,3	
	06-		R		51-0231		Ap	Ø 19,05 203,0x38	AP
1.5 DCi Eng.K9K752 (50kW)	3/06-		F		22-0485-0		Gir	Th 17,5	
	3/06-		F		23-0641			Ø 260,0 Th 22,0-19,8	Vent.
	3/06-		R		53-0290		Ap	203,0x38	Hand Brake
	3/06-		R		18-0352	18-0352K		Ø 203,3	
	06-		R		51-0231		Ap	Ø 19,05 203,0x38	AP
1.6 16v Eng.HR16DE (81kW)	3/06-		F		22-0485-0		Gir	Th 17,5	
	3/06-		R		22-0100-2		Gir	Th 16,0	
	3/06-		F		23-0641			Ø 260,0 Th 22,0-19,8	Vent.
	3/06-		R		53-0290		Ap	203,0x38	Hand Brake
	3/06-		R		18-0352	18-0352K		Ø 203,3	
	06-		R		51-0231		Ap	Ø 19,05 203,0x38	AP
<b>NX 1/91-12/93</b>									
1.6 16v Eng.GA16DS (66-70kW)	1/91-12/93		R		53-0281		Tokiko	180,0x31	Hand Brake

				Spare Parts	F/R	L/R	METELLI ref.	METELLI ref. w/KIT		DIMENSIONS mm.	NOTE
<b>Pathfinder I (WD21) 9/82-2/98</b>											
2.4 i 4WD Eng.Z24i (76-79kW)	3/86-4/92		F				22-0107-1		Sum	Th 17,0	
	3/86-4/92		R				22-0408-0		Ake	Th 16,0	
	3/86-4/92		R				53-0278		Ake	254,0x60	Hand Brake
	1/90-12/90		R				18-0052			Ø 260,0	
86-88			R				18-0054			Ø 254,0	
			R				18-0052			Ø 260,0	
2.5 D 4WD Eng.SD25 (53-55kW)	1/90-12/90		R				18-0052			Ø 260,0	
	86-88		R				18-0054			Ø 254,0	
2.7 TD 4WD Eng.TD27 (58-73kW)	1/90-12/90		R				18-0052			Ø 260,0	
	87-88		R				18-0054			Ø 254,0	
3.0 i V6 4WD Eng.VG30E (109kW)	9/90-2/98		F				22-0107-1		Sum	Th 17,0	
	9/90-2/98		R				22-0408-0		Ake	Th 16,0	
	-88		R				53-0278		Ake	254,0x60	USA, Hand Brake
	89-		R				53-0279		Ake	260,0x50	USA, Hand Brake
3.0 V6 Eng.VG30 (133kW)	1/86-		F				22-0107-1		Sum	Th 17,0	
	1/86-		R				22-0408-0		Ake	Th 16,0	
	-88		R				53-0278		Ake	254,0x60	USA, Hand Brake
	89-		R				53-0279		Ake	260,0x50	USA, Hand Brake
<b>Pathfinder II (R50) 9/97-2/05</b>											
2.7 TD 4WD Eng.TD27ETi (96kW)	97-		F				22-0406-1		Sum	Th 17,0	
	97-04		R				18-0376		Ake	Ø 295,0	
3.2 TD 4WD Eng.QD32ETi (110kW)	97-		F				22-0406-1		Sum	Th 17,0	
	9/97-2/05		R				53-0282		Ake	295,0x50	Hand Brake
	97-04		R				18-0376		Ake	Ø 295,0	
3.3 V6 4WD Eng.VG33E (110kW)	98-00		F				22-0406-1		Sum	Th 17,0	
	3/98-10/00		R				53-0282		Ake	295,0x50	Hand Brake
	98-00		R				18-0376		Ake	Ø 295,0	
3.3 V6 4WD Eng.VG33E (125kW)	97-		F				22-0406-1		Sum	Th 17,0	
	9/97-2/05		R				53-0282		Ake	295,0x50	Hand Brake
	97-04		R				18-0376		Ake	Ø 295,0	
3.5 V6 4WD Eng.VQ35 (162kW)	00-		F				22-0406-1		Sum	Th 17,0	
	11/00-2/05		R				53-0282		Ake	295,0x50	Hand Brake
	00-04		R				18-0376		Ake	Ø 295,0	
<b>Pathfinder III (R51) 3/05-</b>											
2.5 DCi Eng.YD25DDTI (126kW)	08-		F				22-0743-0		Sum	Th 16,0	-ESP
	08-		F				22-0819-0		Sum	Th 17,0	+ESP
	08-		R				22-0744-0		Sum	Th 16,5	
	4/08-		R				53-0298			190,0x33	Hand Brake
2.5 DCi 4WD Eng.YD25DDTI (128kW)	3/05-		F				22-0743-0		Sum	Th 16,0	-ESP
	3/05-		F				22-0819-0		Sum	Th 17,0	+ESP
	3/05-		R				22-0744-0		Sum	Th 16,5	
	3/05-		R				53-0298			190,0x33	Hand Brake
4.0 4WD Eng.VQ40DE (198kW)	9/05-		F				22-0743-0		Sum	Th 16,0	-ESP
	9/05-		F				22-0819-0		Sum	Th 17,0	+ESP
	9/05-		R				22-0744-0		Sum	Th 16,5	
	9/05-		R				53-0298			190,0x33	Hand Brake
<b>Patrol I (W/K160) SW / Safari 11/79-11/95</b>											
2.8 Eng.L28 (88-89kW)	7/80-8/88		F				22-0110-0		Sum	Th 16,5	
	80-88		F				23-0247			Ø 295,0 Th 20,0-18,0	Vent.
	82-83		R				53-0275		Ake	270,0x50	Hand Brake
	80-88		R				18-0062			Ø 270,0	Japan
	80-88		R				18-0063			Ø 270,0	Spain
2.8 TD Eng.RD28T (85kW)	5/86-11/95		F				22-0110-0		Sum	Th 16,5	
	5/86-11/95		R				22-0409-0		Ake	Th 19,0	
	86-95		F				23-0247			Ø 295,0 Th 20,0-18,0	Vent.
	5/86-11/95		R				53-0280		Ake	295,0x60	Hand Brake
	86-95		R				18-0062			Ø 270,0	Japan
	86-95		R				18-0063			Ø 270,0	Spain
3.3 D Eng.SD33 (70kW)	-88		F				22-0110-0		Sum	Th 16,5	
	88-		F				22-0110-1		Sum	Th 16,5	
	79-88		F				23-0247			Ø 295,0 Th 20,0-18,0	Vent.
	11/79-8/88		R				53-0275		Ake	270,0x50	Hand Brake
	79-88		R				18-0062			Ø 270,0	Japan
	79-88		R				18-0063			Ø 270,0	Spain
3.3 TD Eng.SD33T (81kW)	-88		F				22-0110-0		Sum	Th 16,5	
	88-		F				22-0110-1		Sum	Th 16,5	
	83-88		F				23-0247			Ø 295,0 Th 20,0-18,0	Vent.

































































		Spare Parts	F/R	L/R	METELLI ref.	METELLI ref. w/KIT		DIMENSIONS mm.	NOTE
3.3 TD Eng.SD33T (81kW)	7/83-8/88		R		53-0275		Ake	270,0x50	Hand Brake
	83-88		R		18-0062			Ø 270,0	Japan
	83-88		R		18-0063			Ø 270,0	Spain
3.9 (85kW)	7/83-8/85		R		53-0275		Ake	270,0x50	Hand Brake
	83-85		R		18-0062			Ø 270,0	Japan
	83-85		R		18-0063			Ø 270,0	Spain
<b>Patrol I (W/K260) / Safari 10/84-4/98</b>									
2.8 D, 4x4 (55kW)	10/84-2/89		R		53-0275		Ake	270,0x50	Spain, Hand Brake
2.8 D, 4x4 (62kW)	10/84-2/89		R		53-0275		Ake	270,0x50	Spain, Hand Brake
2.8 TD 4x4 Eng.RD28T (86kW)	3/93-6/93		R		53-0275		Ake	270,0x50	Hand Brake
	3/93-6/93		R		53-0415		Ake	295,0x60	Van
2.8 TD, 4x4 (88kW)	10/84-2/89		R		53-0275		Ake	270,0x50	Spain, Hand Brake
3.0 (99kW)	89-93		R		53-0415		Ake	295,0x60	Van
3.2 D (81kW)	8/88-6/90		R		53-0275		Ake	270,0x50	Hand Brake
<b>Patrol I (Y60) Gr / Safari 9/82-6/97</b>									
2.8 Eng.L28E (103kW)	-88		F		22-0110-0		Sum	Th 16,5	
	88-		F		22-0110-1		Sum	Th 16,5	
2.8 TD Eng.RD28T (85kW)	9/88-6/97		F		22-0110-0		Sum	Th 16,5	
	9/88-6/97		R		22-0409-0		Ake	Th 19,0	
	88-97		F		23-0247			Ø 295,0 Th 20,0-18,0	Vent.
	9/88-6/97		R		53-0275		Ake	270,0x50	Hand Brake
	9/88-6/97		R		53-0280		Ake	295,0x60	Hand Brake
	88-97		R		18-0064			Ø 295,0	
4.2 D Eng.TD42 (85kW)	11/88-6/97		F		22-0110-0		Sum	Th 16,5	
	88-97		F		23-0247			Ø 295,0 Th 20,0-18,0	Vent.
	88-97		R		18-0064			Ø 295,0	
4.2 Kat Eng.TB42E (121kW)	11/88-6/97		F		22-0495-0		Sum	Th 18,0	
	11/88-6/97		R		22-0409-0		Ake	Th 19,0	
	88-97		F		23-0247			Ø 295,0 Th 20,0-18,0	Vent.
	11/88-6/97		R		53-0280		Ake	295,0x60	Hand Brake
	88-97		R		18-0064			Ø 295,0	
<b>Patrol II (Y61) Gr / Safari 6/97-</b>									
2.8 TD Eng.RD28Ti (95kW)	6/97-5/00		F		22-0407-0		Sum	Th 18,5	
	6/97-5/00		R		22-0304-0		Sum	Th 16,0	
	6/97-5/00		R		53-0289			203,2x47	
3.0 DTi Eng.ZD30DDTi (116kW)	5/00-		F		22-0407-0		Sum	Th 18,5	
	5/00-		R		22-0304-0		Sum	Th 16,0	
	5/00-		R		53-0289			203,2x47	
4.2 TD Eng.TD42T (107kW)	6/97-		F		22-0407-0		Sum	Th 18,5	
	6/97-		R		22-0304-0		Sum	Th 16,0	
	6/97-		R		53-0289			203,2x47	
4.5 i Eng.TB45E (147kW)	6/97-		F		22-0407-0		Sum	Th 18,5	
	6/97-		R		22-0304-0		Sum	Th 16,0	
	6/97-		R		53-0289			203,2x47	
4.8 Eng.TB48	-1/04		F		22-0407-0		Sum	Th 18,5	
	-1/04		R		22-0304-0		Sum	Th 16,0	
<b>Pixo 6/09-</b>									
1.0 Eng.K10B (50kW)	09-		F		22-0415-0		Sum	Th 15,0	
<b>Prairie (M10, NM10) 7/83-9/88</b>									
1.5 S Eng.E15S (55kW)	-86		F		22-0245-0		Ake	Th 14,5	
	86-		F		22-0066-0		Ake	Th 17,0	
	84-86		F		23-0142			Ø 232,0 Th 18,2-16,0	Vent.
	86-87		F		23-0280			Ø 231,8 Th 18,0-16,0	Vent.
	1/84-12/87		R		53-0277		Sum	228,6x40	Hand Brake
1.8 Eng.CA18S (66kW)	-86		F		22-0245-0		Ake	Th 14,5	
	86-		F		22-0066-0		Ake	Th 17,0	
	83-87		F		23-0280			Ø 231,8 Th 18,0-16,0	Vent.
2.0 2WD Eng.CA20S (68-71-77-85kW)	7/83-10/87		R		53-0277		Sum	228,6x40	Hand Brake
	6/86-9/88		F		22-0066-0		Ake	Th 17,0	
	86-88		F		23-0280			Ø 231,8 Th 18,0-16,0	Vent.
	6/86-9/88		R		53-0277		Sum	228,6x40	Hand Brake
2.0 4WD Eng.CA20S (68-71-77-85kW)	86-88		R		18-0328			Ø 228,5	
	6/86-9/88		F		22-0066-0		Ake	Th 17,0	
	86-88		F		23-0213			Ø 250,0 Th 22,1-20,0	Vent.
	6/86-9/88		R		53-0277		Sum	228,6x40	Hand Brake
86-88		R		18-0328			Ø 228,5		



					METELLI ref.	METELLI ref. w/KIT		DIMENSIONS mm.	NOTE
<b>Prairie Pro (M11) 10/88-7/94</b>									
2.0 i Eng.CA20EKat. (71-72-77-85kW)	10/88-12/92		F		22-0190-1		Sum	Th 17,0	
	10/88-12/92		R		22-0362-0		Sum	Th 14,0	+ABS
	88-92		F		23-0249			Ø 257,0 Th 22,0-20,0	Vent.
	10/88-12/92		R		53-0277		Sum	228,6x40	Hand Brake
88-92		R		18-0328			Ø 228,5		
2.0 i 4WD Eng.CA20EKat. (71-72-77-85kW)		10/88-12/92		F		22-0190-1		Sum	Th 17,0
10/88-12/92	R				22-0362-0		Sum	Th 14,0	+ABS
88-92		F		23-0249			Ø 257,0 Th 22,0-20,0	Vent.	
10/88-12/92		R			53-0277		Sum	228,6x40	Hand Brake
88-92		R		18-0328			Ø 228,5		
2.4 i, 4WD Eng.KA24E (85-88-91-98kW)		4/92-7/94		F		22-0190-1		Sum	Th 17,0
4/92-7/94	R				22-0362-0		Sum	Th 14,0	+ABS
<b>Primera I (P10) 6/90-6/96</b>									
1.6 Eng.GA16DE/DS (66-71-73-75kW)	6/90-1/96		F		22-0123-0		Gir	Th 16,5	+ABS
	6/90-1/96		F		22-0179-0		Sum	Th 16,0	-ABS
	6/90-1/96		R		22-0199-0		Gir	Th 15,5	
	90-96		F		23-0248			Ø 241,8 Th 20,0-18,0	Vent.
	90-96		R		23-0633			Ø 258,0 Th 10,0-8,4	+ABS
	6/90-1/96		R			53-0283		Bdx	203,0x38
90-96		R		18-0059			Ø 203,0	-ABS	
2.0 16v, 4WD Eng.SR20DI(SPI) (85-96-103kW)		6/90-6/96		F		22-0123-0		Gir	Th 16,5
6/90-6/96	R				22-0199-0		Gir	Th 15,5	
90-5/96	F				23-0249			Ø 257,0 Th 22,0-20,0	Vent.
90-5/96	R				23-0633			Ø 258,0 Th 10,0-8,4	
2.0 D Eng.CD20 (55kW)	1/91-1/96		F		22-0123-0		Gir	Th 16,5	
1/91-1/96	R				22-0199-0		Gir	Th 15,5	
91-96	F				23-0248			Ø 241,8 Th 20,0-18,0	Vent.
91-96	R				23-0633			Ø 258,0 Th 10,0-8,4	+ABS
1/91-1/96	R				53-0283		Bdx	203,0x38	-ABS
91-96			R		18-0059			Ø 203,0	-ABS
2.0 GT Eng.SR20DEEGIKat. (110kW)		90-5/96		F		23-0249			Ø 257,0 Th 22,0-20,0
90-5/96	R				23-0633			Ø 258,0 Th 10,0-8,4	
2.0 i Eng.SR20DE (92kW)	95-96		F		23-0249			Ø 257,0 Th 22,0-20,0	Vent.
95-96	R				23-0633			Ø 258,0 Th 10,0-8,4	
<b>Primera I (W10) SW/ Avenir 7/90-3/98</b>									
1.6 Eng.GA16DE/DS (66-71-73-75kW)	7/90-3/98		F		22-0190-0		Sum	Th 17,0	
	7/90-3/98		R		22-0193-0		Ake	Th 16,0	
	90-98		F		23-0249			Ø 257,0 Th 22,0-20,0	Vent.
	90-98		R		23-0660			Ø 258,0 Th 9,0-8,0	
	7/90-3/98		R		53-0277		Sum	228,6x40	-ABS, Hand Brake
	90-98		R		18-0328			Ø 228,5	
2.0 16v Eng.SR20DI(SPI) (85-96-103kW)	7/90-3/98		F		22-0190-0		Sum	Th 17,0	
7/90-3/98	R				22-0193-0		Ake	Th 16,0	
90-98	F				23-0249			Ø 257,0 Th 22,0-20,0	Vent.
90-98	R				23-0660			Ø 258,0 Th 9,0-8,0	
2.0 D Eng.CD20 (55kW)	7/90-12/95		F		22-0190-0		Sum	Th 17,0	
7/90-12/95	R				22-0193-0		Ake	Th 16,0	
90-95	F				23-0249			Ø 257,0 Th 22,0-20,0	Vent.
90-95	R				23-0660			Ø 258,0 Th 9,0-8,0	
7/90-12/95			R		53-0277		Sum	228,6x40	-ABS, Hand Brake
90-95			R			18-0328			Ø 228,5
<b>Primera II (P11) 9/96-2/02</b>									
1.6 16v Eng.GA16DE (66-73kW)	-99		F		22-0123-0		Gir	Th 16,5	
	99-		F		22-0305-0		Gir	Th 17,0	
	9/96-2/02		R		22-0199-0		Gir	Th 15,5	
	6/96-02		F		23-0545			Ø 280,0 Th 22,0-20,0	Vent., +ABS
	6/96-99		F		23-0249			Ø 257,0 Th 22,0-20,0	Vent., -ABS
	6/96-6/99		R		23-0633			Ø 258,0 Th 10,0-8,4	-ABS
	96-02		R		23-0672			Ø 277,5 Th 10,0-9,0	+ABS
	9/96-2/02		R		53-0286			203,2x38	Hand Brake
	9/96-2/02		R		53-0354		Bdx	228,6x42	Hand Brake
	6/99-02		R		18-0353			Ø 203,0	
	9/96-6/99		R		18-0070			Ø 228,6	
1.6 16v Eng.QG16DE (78kW)	9/00-2/02			F		22-0305-0		Gir	Th 17,0
9/00-2/02	R				22-0199-0		Gir	Th 15,5	
00-02	F				23-0545			Ø 280,0 Th 22,0-20,0	Vent., +ABS
































































		Spare Parts	F/R	L/R	METELLI ref.	METELLI ref. w/KIT		DIMENSIONS mm.	NOTE			
1.6 16v Eng.QG16DE (78kW)	00-02 9/00-2/02 9/00-2/02		R		23-0672			Ø 277,5 Th 10,0-9,0	+ABS			
			R		53-0286		203,2x38	Hand Brake				
			R		53-0354		Bdx	228,6x42	Hand Brake			
1.8 16v Eng.QG18DE (84kW)	99- 6/99-02 6/99-02		F		22-0305-0		Gir	Th 17,0				
			F		23-0545			Ø 280,0 Th 22,0-20,0	Vent., +ABS			
			R		23-0672			Ø 277,5 Th 10,0-9,0				
2.0 16v Eng.SR20DE(MPI) (96kW)	-99 -99 99- 9/96-2/02 6/96-02 6/96-99 5/98-02 6/96-4/98		F		22-0123-0		Gir	Th 16,5	14Inch Wheels			
			F		22-0305-0		Gir	Th 17,0	15Inch Wheels			
			F		22-0489-0		Ate	Th 17,0				
			R		22-0199-0		Gir	Th 15,5				
			F		23-0545			Ø 280,0 Th 22,0-20,0	Vent., +ABS			
			F		23-0249			Ø 257,0 Th 22,0-20,0	Vent., -ABS			
			R		23-0672			Ø 277,5 Th 10,0-9,0				
			R		23-0633			Ø 258,0 Th 10,0-8,4				
			F		22-0123-0		Gir	Th 16,5	14Inch Wheels			
			F		22-0305-0		Gir	Th 17,0	15Inch Wheels			
2.0 16v Eng.SR20DEEGIKat. (110kW)	-99 -99 99- 9/96-2/02 6/96-02 5/98-02 6/96-4/98		F		22-0123-0		Gir	Th 16,5	14Inch Wheels			
			F		22-0305-0		Gir	Th 17,0	15Inch Wheels			
			F		22-0489-0		Ate	Th 17,0				
			R		22-0199-0		Gir	Th 15,5				
			F		23-0545			Ø 280,0 Th 22,0-20,0	Vent., +ABS			
			R		23-0672			Ø 277,5 Th 10,0-9,0				
			R		23-0633			Ø 258,0 Th 10,0-8,4				
			F		22-0123-0		Gir	Th 16,5	14Inch Wheels			
			F		22-0305-0		Gir	Th 17,0	15Inch Wheels			
			F		22-0489-0		Ate	Th 17,0				
2.0 16v Eng.SR20DI(SPI) (85kW)	-99 -99 99- 9/96-2/02 6/96-02 6/96-99 5/98-02 6/96-4/98		F		22-0123-0		Gir	Th 16,5	14Inch Wheels			
			F		22-0305-0		Gir	Th 17,0	15Inch Wheels			
			F		22-0489-0		Ate	Th 17,0				
			R		22-0199-0		Gir	Th 15,5				
			F		23-0545			Ø 280,0 Th 22,0-20,0	Vent., +ABS			
			F		23-0249			Ø 257,0 Th 22,0-20,0	Vent., -ABS			
			R		23-0672			Ø 277,5 Th 10,0-9,0				
			R		23-0633			Ø 258,0 Th 10,0-8,4				
			F		22-0123-0		Gir	Th 16,5	14Inch Wheels			
			F		22-0305-0		Gir	Th 17,0	15Inch Wheels			
2.0 i 16v Eng.SR20DE (103kW)	99- 8/99-2/02 99-02 99-02		F		22-0489-0		Ate	Th 17,0				
			R		22-0199-0		Gir	Th 15,5				
			F		23-0545			Ø 280,0 Th 22,0-20,0	Vent., +ABS			
			R		23-0672			Ø 277,5 Th 10,0-9,0	+ABS			
2.0 TD Eng.CD20T (66kW)	-99 -99 99- 9/96-2/02 6/96-02 96-02 96-99 9/96-2/02 9/96-2/02 9/96-99		F		22-0123-0		Gir	Th 16,5	14Inch Wheels			
			F		22-0305-0		Gir	Th 17,0	15Inch Wheels			
			F		22-0305-0		Gir	Th 17,0				
			R		22-0199-0		Gir	Th 15,5				
			F		23-0249			Ø 257,0 Th 22,0-20,0	Vent., -ABS			
			R		23-0672			Ø 277,5 Th 10,0-9,0	+ABS			
			R		23-0633			Ø 258,0 Th 10,0-8,4	-ABS			
			R		53-0286			203,2x38	Hand Brake			
			R		53-0354		Bdx	228,6x42	Hand Brake			
			R		18-0070			Ø 228,6				
			<b>Primera II (WP11) SW 4/98-2/02</b>									
			1.6 16v Eng.GA16DE (66-73kW)	-99 99- 4/98-2/02 98-6/99 98-6/99 6/99-02 98-6/99 6/99-02 98-6/99		F		22-0123-0		Gir	Th 16,5	
F		22-0305-0					Gir	Th 17,0				
R		22-0199-0					Gir	Th 15,5				
F		23-0249						Ø 257,0 Th 22,0-20,0	Vent., -ABS			
F		23-0545						Ø 280,0 Th 22,0-20,0	Vent., +ABS			
R		23-0672						Ø 277,5 Th 10,0-9,0	+ABS			
R		23-0633						Ø 258,0 Th 10,0-8,4	-ABS			
R		18-0353						Ø 203,0				
R		18-0070						Ø 228,6				
F		22-0305-0					Gir	Th 17,0				
1.8 16v Eng.QG18DE (84kW)	99- 8/99-2/02 6/99-02 6/99-02		F		22-0199-0		Gir	Th 15,5				
			R		22-0199-0		Gir	Th 15,5				
			F		23-0545			Ø 280,0 Th 22,0-20,0	Vent., +ABS			
			R		23-0672			Ø 277,5 Th 10,0-9,0	+ABS			
2.0 16v Eng.SR20DE (103kW)	99- 8/99-2/02 99-02 5/99-02		F		22-0489-0		Ate	Th 17,0				
			R		22-0199-0		Gir	Th 15,5				
			F		23-0545			Ø 280,0 Th 22,0-20,0	Vent., +ABS			
			R		23-0672			Ø 277,5 Th 10,0-9,0				
2.0 16v Eng.SR20DE(MPI) (96kW)	-99 -99 99- 4/98-2/02 98-02 98-4/99		F		22-0123-0		Gir	Th 16,5	14Inch Wheels			
			F		22-0305-0		Gir	Th 17,0	15Inch Wheels			
			F		22-0489-0		Ate	Th 17,0				
			R		22-0199-0		Gir	Th 15,5				
			F		23-0545			Ø 280,0 Th 22,0-20,0	Vent., +ABS			
			F		23-0249			Ø 257,0 Th 22,0-20,0	Vent., -ABS			

		Spare Parts	F/R	L/R	METELLI ref.	METELLI ref. w/KIT		DIMENSIONS mm.	NOTE
2.0 16v Eng.SR20DE(MPI) (96kW)	4/98-02		R		23-0672			Ø 277,5 Th 10,0-9,0	+ABS
2.0 16v Eng.SR20DI(SPI) (85kW)	-99		F		22-0123-0		Gir	Th 16,5	14Inch Wheels
	-99		F		22-0305-0		Gir	Th 17,0	15Inch Wheels
	99-		F		22-0489-0		Ate	Th 17,0	
	4/98-2/02	R		22-0199-0		Gir	Th 15,5		
	98-02	F		23-0545				Ø 280,0 Th 22,0-20,0	Vent., +ABS
	98-4/99	F		23-0249				Ø 257,0 Th 22,0-20,0	Vent., -ABS
4/98-02	R			23-0672			Ø 277,5 Th 10,0-9,0	+ABS	
2.0 TD Eng.CD20T (66kW)	-99		F		22-0123-0		Gir	Th 16,5	14Inch Wheels
	-99		F		22-0305-0		Gir	Th 17,0	15Inch Wheels
	99-		F		22-0305-0		Gir	Th 17,0	
	4/98-2/02	R		22-0199-0		Gir	Th 15,5		
	5/99-	F		23-0249				Ø 257,0 Th 22,0-20,0	Vent., +ABS
	98-4/99	F		23-0249				Ø 257,0 Th 22,0-20,0	Vent., -ABS
	98-4/99	F		23-0545				Ø 280,0 Th 22,0-20,0	Vent., +ABS
	98-02	R			23-0672			Ø 277,5 Th 10,0-9,0	+ABS
	98-02	R			18-0070			Ø 228,6	
<b>Primera III (W/ P12), SW 3/02-</b>									
1.6 Eng.QG16DE (78kW)	3/02-		F		22-0464-0		Gir	Th 16,5	
	3/02-		R		22-0337-0		Ate	Th 16,5	
	3/02-		F		23-0764			Ø 280,0 Th 28,0-26,0	Vent.
	3/02-		R		23-0762			Ø 277,7 Th 10,0-9,0	
1.6 Eng.QG16DE (80kW)	3/02-		F		22-0464-0		Gir	Th 16,5	
	3/02-		R		22-0337-0		Ate	Th 16,5	
	3/02-		F		23-0764			Ø 280,0 Th 28,0-26,0	Vent.
	3/02-		R		23-0762			Ø 277,7 Th 10,0-9,0	
1.8 16v Eng.QG18DE (84kW)	3/02-		F		22-0464-0		Gir	Th 16,5	
	3/02-		R		22-0337-0		Ate	Th 16,5	
	3/02-		F		23-0764			Ø 280,0 Th 28,0-26,0	Vent.
	3/02-		R		23-0762			Ø 277,7 Th 10,0-9,0	
1.9 DCi Eng.F9Q (85kW)	8/02-		F		22-0464-0		Gir	Th 16,5	
	8/02-		R		22-0337-0		Ate	Th 16,5	
	8/02-		F		23-0764			Ø 280,0 Th 28,0-26,0	Vent.
	8/02-		R		23-0762			Ø 277,7 Th 10,0-9,0	
1.9 DCi Eng.F9Q (88kW)	4/03-		F		22-0464-0		Gir	Th 16,5	
	4/03-		R		22-0337-0		Ate	Th 16,5	
	03-		F		23-0764			Ø 280,0 Th 28,0-26,0	Vent.
	03-		R		23-0762			Ø 277,7 Th 10,0-9,0	
2.0 16v Eng.QR20DE (103kW)	3/02-		F		22-0464-0		Gir	Th 16,5	
	3/02-		R		22-0337-0		Ate	Th 16,5	
	3/02-		F		23-0764			Ø 280,0 Th 28,0-26,0	Vent.
	3/02-		R		23-0762			Ø 277,7 Th 10,0-9,0	
2.2 DCi Eng.YD22 (102kW)	4/03-		F		22-0464-0		Gir	Th 16,5	
	4/03-		R		22-0337-0		Ate	Th 16,5	
	03-		F		23-0764			Ø 280,0 Th 28,0-26,0	Vent.
	03-		R		23-0762			Ø 277,7 Th 10,0-9,0	
2.2 Di Eng.YD22DDT (81-84-93kW)	3/02-		F		22-0464-0		Gir	Th 16,5	
	3/02-		R		22-0337-0		Ate	Th 16,5	
	3/02-		F		23-0764			Ø 280,0 Th 28,0-26,0	Vent.
	3/02-		R		23-0762			Ø 277,7 Th 10,0-9,0	
<b>Pulsar I/ Langley 8/78-12/83</b>									
1.0 Eng.A10S (32kW)	78-81		R		18-0051			Ø 180,0	
1.2, Coupé, SW Eng.A12 (38kW)	78-81		R		18-0051			Ø 180,0	
1.3, Coupé, SW Eng.E13 (44kW)	81-83		R		18-0051			Ø 180,0	
1.4, Coupé, SW Eng.A14S (59kW)	80-81		R		18-0051			Ø 180,0	
1.5 Eng.E15 (51-62kW)	81-82		R		18-0051			Ø 180,0	
<b>Pulsar II/ Langley 1/82-12/86</b>									
1.3 Eng.E13S (44kW)	1/82-12/86		R		53-0272		Sum	180,0x35	Hand Brake
<b>Pulsar III/ Langley 6/86-10/91</b>									
1.6 GTI 16v, Coupé Eng.CA16D (81kW)	87-88		R		18-0335			Ø 203,2	
1.6 i 12v, SW, Coupé, 4WD Eng.GA16i (66kW)	90-91		R		18-0335			Ø 203,2	
1.8 GTI 16v, Coupé Eng.CA18D (92kW)	89-91		R		18-0335			Ø 203,2	





























































		Spare Parts	F/R	L/R	METELLI ref.	METELLI ref. w/KIT		DIMENSIONS mm.	NOTE
<b>Qashqai (J10) 2/07-</b>									
1.5 DCi Eng.K9K764 (78kW)	2/07-		F		22-0792-0		Sum	Th 17,0	
	2/07-		R		22-0612-0		Sum	Th 14,5	
	07-		F		23-0902			Ø 296,0 Th 26,0-24,0	Vent.
	07-		R		23-0903			Ø 291,5 Th 9,0-8,0	
	2/07-		R		53-0295			172,0x32	Hand Brake
1.5 DCi Eng.K9K772 (76kW)	4/08-		F		22-0792-0		Sum	Th 17,0	
	4/08-		R		22-0612-0		Sum	Th 14,5	
	4/08-		F		23-0902			Ø 296,0 Th 26,0-24,0	Vent.
	4/08-		R		23-0903			Ø 291,5 Th 9,0-8,0	
	4/08-		R		53-0295			172,0x32	Hand Brake
1.6 16v Eng.HR16DE (84kW)	2/07-		F		22-0792-0		Sum	Th 17,0	
	2/07-		R		22-0612-0		Sum	Th 14,5	
	07-		F		23-0902			Ø 296,0 Th 26,0-24,0	Vent.
	07-		R		23-0903			Ø 291,5 Th 9,0-8,0	
	2/07-		R		53-0295			172,0x32	Hand Brake
2.0 16v, Allrad Eng.MR20DE (104kW)	2/07-		F		22-0792-0		Sum	Th 17,0	
	2/07-		R		22-0612-0		Sum	Th 14,5	
	07-		F		23-0902			Ø 296,0 Th 26,0-24,0	Vent.
	07-		R		23-0903			Ø 291,5 Th 9,0-8,0	
	2/07-		R		53-0295			172,0x32	Hand Brake
2.0 Dci, Allrad Eng.M9R7 (110kW)	3/07-		F		22-0792-0		Sum	Th 17,0	
	3/07-		R		22-0612-0		Sum	Th 14,5	
	07-		F		23-0902			Ø 296,0 Th 26,0-24,0	Vent.
	07-		R		23-0903			Ø 291,5 Th 9,0-8,0	
	3/07-		R		53-0295			172,0x32	Hand Brake
<b>Sentra II (B11), SW 3/82-9/87</b>									
1.5, Coupé Eng.E15S (55kW)	3/82-10/86		F		22-0202-1		Sum	Th 16,0	
	3/82-10/86		R		53-0272		Sum	180,0x35	Hand Brake
1.7 D Eng.CD17 (40kW)	3/82-10/86		F		22-0245-0		Ake	Th 14,5	
<b>Sentra III (N13, B12) 6/86-10/91</b>									
1.3 Eng.E13S (44kW)	86-91		R		18-0335			Ø 203,2	Sedan, Wagon, Exc. 4x4
1.4 Eng.GA14S (55kW)	86-90		R		18-0335			Ø 203,2	Sedan, Wagon, Exc. 4x4
1.5, SW, Coupé Eng.E15S (52kW)	86-88		R		18-0335			Ø 203,2	Sedan, Wagon, Exc. 4x4
1.6 i 12v, SW, Coupé, 4WD Eng.GA16i (66kW)	10/88-6/91		F		22-0230-0		Ake	Th 16,0	Only 4WD and SW
	10/88-6/91		F		22-0230-1		Ake	Th 16,0	Only 4WD and SW
	10/88-6/91		F		22-0202-1		Sum	Th 16,0	
	10/88-6/91		R		53-0277		Sum	228,6x40	Hand Brake
	86-90		R		18-0335			Ø 203,2	Sedan, Wagon, Exc. 4x4
1.6, 4WD, Coupé, SW Eng.E16i (54kW)	6/86-10/90		F		22-0230-0		Ake	Th 16,0	Only 4WD and SW
	6/86-10/90		F		22-0230-1		Ake	Th 16,0	Only 4WD and SW
	6/86-10/90		F		22-0202-1		Sum	Th 16,0	
	6/86-10/90		R		53-0277		Sum	228,6x40	Hand Brake
	86-90		R		18-0335			Ø 203,2	Sedan, Wagon, Exc. 4x4
1.6, SW, Coupé Eng.E16S (62kW)	6/86-10/88		F		22-0230-0		Ake	Th 16,0	Only 4WD and SW
	6/86-10/88		F		22-0230-1		Ake	Th 16,0	Only 4WD and SW
	6/86-10/88		F		22-0202-1		Sum	Th 16,0	
	86-88		R		18-0335			Ø 203,2	Sedan, Wagon, Exc. 4x4
1.7 D, SW Eng.CD17 (40kW)	6/86-5/89		R		53-0277		Sum	228,6x40	Hand Brake
	86-89		R		18-0335			Ø 203,2	Sedan, Wagon, Exc. 4x4
1.8 GTI 16v, Coupé Eng.CA18D (92kW)	1/89-6/91		R		53-0277		Sum	228,6x40	Hand Brake
<b>Sentra IV (N14, B13) 10/90-6/95</b>									
1.3 Eng.GA13DS	91-		R		18-0055			Ø 180,0	
1.4 i Eng.GA14DS (55kW)	90-		R		18-0055			Ø 180,0	
1.4 i 16v Eng.GA14DE (64kW)	91-		R		18-0055			Ø 180,0	
1.5 Eng.GA15DS (77kW)	91-		R		18-0055			Ø 180,0	
1.5 4WD Eng.GA15DS (77kW)	90-		R		18-0055			Ø 180,0	
1.6 16v, 4WD, SW Eng.GA16DE (73-75kW)	10/92-5/95		F		22-0246-1		Sum	Th 16,5	
	10/92-5/95		R		53-0281		Tokiko	180,0x31	Hand Brake
	92-		R		18-0055			Ø 180,0	
1.6, 16v 4WD, SW Eng.GA16DS (66kW)	10/90-5/95		R		53-0281		Tokiko	180,0x31	Hand Brake
	90-		R		18-0055			Ø 180,0	
1.7 D Eng.CD17 (40kW)	90-		R		18-0055			Ø 180,0	
1.7 D 4WD Eng.CD17 (40kW)	90-		R		18-0055			Ø 180,0	
2.0 16v Eng.SR20DE (105-110kW)	10/90-5/95		F		22-0488-0		Sum	Th 15,0	+ABS
	10/90-5/95		F		22-0487-0		Sum	Th 16,0	-ABS

		Spare Parts	F/R	L/R	METELLI ref.	METELLI ref. w/KIT		DIMENSIONS mm.	NOTE
2.0 16v Eng.SR20DE (105-110kW)	10/90-5/95		R		22-0402-0		Sum	Th 14,0	
2.0 D, SW Eng.CD20 (55kW)	90-		R		18-0055			Ø 180,0	
<b>Sentra V (B14) 7/95-12/00</b>									
1.6 Eng.GA16DE	7/95-12/00		F		22-0278-0		Sum	Th 16,0	
	7/95-12/00		R		22-0193-1		Ake	Th 16,0	
2.0 Eng.SR20DE	7/95-12/00		F		22-0278-0		Sum	Th 16,0	
	7/95-12/00		R		22-0193-1		Ake	Th 16,0	
<b>Sentra VI (B15) 1/01-12/06</b>									
1.8 16v Eng.QG18DE (94kW)	1/01-12/06		F		22-0190-1		Sum	Th 17,0	
	1/01-12/06		R		22-0193-1		Ake	Th 16,0	
2.5 16v Eng.QR25DE (130kW)	1/01-12/06		F		22-0404-0		Sum	Th 17,0	
	1/01-12/06		R		22-0193-1		Ake	Th 16,0	
<b>Sentra VII (B16) 9/06-</b>									
2.0 Eng.MR20DE (104kW)	9/06-		R		53-0296			228,6x37	
<b>Serena (C23M) 11/92-</b>									
1.6 16v Eng.GA16DE (71kW)	2/93-		F		22-0198-0		Gir	Th 15,5	
	93-		F		23-0449			Ø 257,0 Th 26,0-24,0	Vent.
	2/93-		R		53-0287		Luc	254,0x57	Hand Brake
	93-		R		18-0065			Ø 254,0	
2.0 16v Eng.SR20DE (93kW)	11/92-		F		22-0198-0		Gir	Th 15,5	
	92-		F		23-0449			Ø 257,0 Th 26,0-24,0	Vent.
	11/92-		R		53-0287		Luc	254,0x57	Hand Brake
	92-		R		18-0065			Ø 254,0	
2.0 D Eng.LD20 (49kW)	11/92-		F		22-0198-0		Gir	Th 15,5	
	92-		F		23-0449			Ø 257,0 Th 26,0-24,0	Vent.
	11/92-		R		53-0287		Luc	254,0x57	Hand Brake
	92-		R		18-0065			Ø 254,0	
2.3 D Eng.LD23 (55kW)	1/95-		F		22-0198-0		Gir	Th 15,5	
	95-		F		23-0449			Ø 257,0 Th 26,0-24,0	Vent.
	1/95-		R		53-0287		Luc	254,0x57	Hand Brake
	95-		R		18-0065			Ø 254,0	
<b>Silvia I (S110) 1/76-5/83</b>									
1.8 Eng.L18 (59kW)	1/76-12/81		R		53-0271		Ake	228,6x40	Hand Brake
1.8 T. Eng.CA18ET (68kW)	1/79-5/83		R		53-0271		Ake	228,6x40	Hand Brake
	79-83		R		18-0328			Ø 228,5	
2.0 Eng.Z20 (64kW)	1/79-5/83		R		53-0271		Ake	228,6x40	Hand Brake
<b>Silvia II (S12) 4/84-9/88</b>									
2.0 GP Eng.FJ20E (107kW)	84-88		F		23-0252			Ø 250,0 Th 18,0-16,0	Vent.
	4/84-9/88		R		53-0271		Ake	228,6x40	Hand Brake
	84-88		R		18-0328			Ø 228,5	
<b>Skyline 1/72-1/93</b>									
1.6 Eng.L16S (60kW)	1/79-1/93		R		53-0271		Ake	228,6x40	Hand Brake
1.8 Eng.L18 (59kW)	1/72-12/81		R		53-0271		Ake	228,6x40	Hand Brake
	9/72-7/77		R		18-0328			Ø 228,5	
2.0	1/72-1/93		R		53-0271		Ake	228,6x40	Hand Brake
2.0 Eng.L20/A/E/P/S (83kW)	1/70-1/93		R		53-0271		Ake	228,6x40	Hand Brake
2.0 Eng.Z20 (64kW)	1/79-1/93		R		53-0271		Ake	228,6x40	Hand Brake
2.4 K GT Eng.L24 (96kW)	9/72-7/77		R		18-0328			Ø 228,5	
C110	12/72-11/75		R		18-0328			Ø 228,5	
C210	9/72-7/77		R		18-0328			Ø 228,5	
<b>Stanza I 7/77-1/83</b>									
1.6 Eng.L16 (75kW)	1/77-1/83		R		53-0271		Ake	228,6x40	Hand Brake
<b>Stanza II (T11) 8/81-12/85</b>									
1.6 Eng.CA16S (61kW)	-82		F		22-0245-1		Ake	Th 14,5	
	82-		F		22-0245-0		Ake	Th 14,5	
	81-85		F		23-0142			Ø 232,0 Th 18,2-16,0	Vent.
	81-85		R		18-0328			Ø 228,5	Sedan, Van Wagon
	81-85		R		18-0058			Ø 228,6	Sedan, SW 4x4
1.7 TD Eng.CD17T	81-85		R		18-0328			Ø 228,5	Sedan, Van Wagon
	81-85		R		18-0058			Ø 228,6	Sedan, SW 4x4
1.8, SGL Eng.CA18/S (65-66kW)	-82		F		22-0245-1		Ake	Th 14,5	
	82-		F		22-0245-0		Ake	Th 14,5	
	81-85		F		23-0142			Ø 232,0 Th 18,2-16,0	Vent., A/T
	81-85		R		18-0328			Ø 228,5	Sedan, Van Wagon
	81-85		R		18-0058			Ø 228,6	Sedan, SW 4x4



















































				Spare Parts	F/R	L/R	METELLI ref.	METELLI ref. w/KIT		DIMENSIONS mm.	NOTE
<b>Stanza III (T12)/ Auster 1/86-12/90</b>											
1.6 Eng.CA16S (61kW)	12/85-12/88			R			53-0279		Ake	260,0x50	Hand Brake
	12/85-12/88			R			53-0277		Sum	228,6x40	Wagon, Hand Brake
1.8 Eng.CA18l (65-74kW)	1/86-12/90			R			53-0279		Ake	260,0x50	Hand Brake
	1/86-12/90			R			53-0277		Sum	228,6x40	Wagon, Hand Brake
1.8 16v Eng.CA18D (92-95kW)	1/88-12/90			R			53-0277		Sum	228,6x40	Hand Brake
1.8 T. Eng.CA18DET (124kW)	1/86-12/88			R			53-0279		Ake	260,0x50	Hand Brake
	1/86-12/88			R			53-0277		Sum	228,6x40	Wagon, Hand Brake
2.0 Eng.CA20E/S (71-77-85kW)	12/85-7/86		F				22-0066-1		Ake	Th 17,0	
	12/85-7/86			R			53-0279		Ake	260,0x50	Hand Brake
<b>Sunny (140Y, 150Y) 1/70-2/82</b>											
1.4 Eng.L14 (63kW)	1/70-12/78			R			53-0270			203,2x36	Hand Brake
1.4, SW Eng.A14 (48-49-59kW)	1/70-2/82		F				22-0486-0		Sum	Th 14,5	
	1/70-2/82			R			53-0270			203,2x36	Hand Brake
1.5, SW Eng.A15/S (51kW)	6/79-2/82		F				22-0486-0		Sum	Th 14,5	
<b>Sunny I (B) 1/71-2/82</b>											
110	1/71-2/82			R			53-0270			203,2x36	Hand Brake
120, Pick-up Eng.A12 (38kW)	1/71-2/82			R			53-0270			203,2x36	Hand Brake
210	1/71-2/82			R			53-0270			203,2x36	Hand Brake
<b>Sunny II (B11), SW 3/82-9/87</b>											
1.3, Coupé Eng.E13S (44kW)	3/82-9/87		F				22-0202-1		Sum	Th 16,0	
	82-87		F				23-0174			Ø 239,5 Th 12,0-11,0	
	3/82-9/87			R			53-0272		Sum	180,0x35	Hand Brake
	82-87			R			18-0051			Ø 180,0	Europe
1.5 Eng.E15 (62kW)	1/82-12/86			R			53-0272		Sum	180,0x35	Hand Brake
1.5, Coupé Eng.E15S (55kW)	3/82-10/86		F				22-0202-1		Sum	Th 16,0	
	82-86		F				23-0174			Ø 239,5 Th 12,0-11,0	
	3/82-10/86			R			53-0272		Sum	180,0x35	Hand Brake
	3/82-86			R			18-0051			Ø 180,0	Europe
1.7 D Eng.CD17 (40kW)	3/82-10/86		F				22-0245-0		Ake	Th 14,5	
	82-86		F				23-0280			Ø 231,8 Th 18,0-16,0	Vent.
	3/82-10/86			R			53-0272		Sum	180,0x35	Hand Brake
	3/82-86			R			18-0051			Ø 180,0	Europe
<b>Sunny III (N13, B12) 6/86-10/91</b>											
1.0 Eng.E10 (37kW)	7/86-9/90			R			53-0272		Sum	180,0x35	Hand Brake
1.3 Eng.E13S (44kW)	7/86-10/91		F				22-0202-1		Sum	Th 16,0	
	86-91		F				23-0301			Ø 239,6 Th 12,0-10,0	
	7/86-10/91			R			53-0272		Sum	180,0x35	Hand Brake
	86-91			R			18-0061			Ø 180,0	
1.4 Eng.GA14S (55kW)	10/88-8/91		F				22-0202-1		Sum	Th 16,0	
	88-91		F				23-0301			Ø 239,6 Th 12,0-10,0	
	10/88-8/91			R			53-0272		Sum	180,0x35	Hand Brake
	88-91			R			18-0061			Ø 180,0	
1.5, SW, Coupé Eng.E15S (52kW)	86-88		F				23-0301			Ø 239,6 Th 12,0-10,0	
	86-88			R			18-0061			Ø 180,0	
1.6 GTI 16v, Coupé Eng.CA16D (81kW)	2/87-10/88		F				22-0230-0		Ake	Th 16,0	
	2/87-10/88		F				22-0230-1		Ake	Th 16,0	
	2/87-10/88			R			22-0402-0		Sum	Th 14,0	
	87-88		F				23-0282			Ø 239,7 Th 18,0-16,0	Vent.
	2/87-10/88			R			53-0277		Sum	228,6x40	Hand Brake
	87-88			R			18-0061			Ø 180,0	
1.6 i 12v, SW, Coupé, 4WD Eng.GA16i (66kW)	10/88-6/91		F				22-0230-0		Ake	Th 16,0	Only 4WD and SW
	10/88-6/91		F				22-0230-1		Ake	Th 16,0	Only 4WD and SW
	10/88-6/91			F			22-0202-1		Sum	Th 16,0	
	88-91		F				23-0301			Ø 239,6 Th 12,0-10,0	
	10/88-6/91			R			53-0272		Sum	180,0x35	Hand Brake
	88-91			R			18-0061			Ø 180,0	
1.6, 4WD, Coupé, SW Eng.E16i (54kW)	88-91			R			18-0335			Ø 203,2	Only Coupé
	6/86-10/90		F				22-0230-0		Ake	Th 16,0	Only 4WD and SW
	6/86-10/90		F				22-0230-1		Ake	Th 16,0	Only 4WD and SW
	6/86-10/90			F			22-0202-1		Sum	Th 16,0	
	86-90		F				23-0282			Ø 239,7 Th 18,0-16,0	Vent., SW
	6/86-10/90			R			53-0272		Sum	180,0x35	Hand Brake
	6/86-10/90			R			53-0277		Sum	228,6x40	Hand Brake
	86-90			R			18-0061			Ø 180,0	
86-90			R			18-0335			Ø 203,2	Only Coupé	

		Spare Parts	F/R	L/R	METELLI ref.	METELLI ref. w/KIT		DIMENSIONS mm.	NOTE
1.6, SW, Coupé Eng.E16S (62kW)	6/86-10/88	F	F		22-0230-0		Ake	Th 16,0	Only 4WD and SW
	6/86-10/88		F		22-0230-1		Ake	Th 16,0	Only 4WD and SW
	6/86-10/88		F		22-0202-1		Sum	Th 16,0	
	86-88	R	F		23-0301			Ø 239,6 Th 12,0-10,0	
	6/86-10/88		R		53-0272		Sum	180,0x35	Hand Brake
	86-88		R		18-0061			Ø 180,0	
86-88	R		18-0335			Ø 203,2		Only Coupé	
1.7 D, SW Eng.CD17 (40kW)	6/86-5/89	F	F		22-0230-0		Ake	Th 16,0	Only SW
	6/86-5/89		F		22-0230-1		Ake	Th 16,0	Only SW
	6/86-5/89		F		22-0202-1		Sum	Th 16,0	
	86-89	R	F		23-0301			Ø 239,6 Th 12,0-10,0	SB12
	86-89		F		23-0282			Ø 239,7 Th 18,0-16,0	Vent., B12/N13
	6/86-5/89		R		53-0272		Sum	180,0x35	Hand Brake
	88-89	R		53-0277		Sum	228,6x40	Hand Brake	
	86-89	R		18-0061			Ø 180,0		
1.8 GTI 16v, Coupé Eng.CA18D (92kW)	1/89-6/91	F	F		22-0230-0		Ake	Th 16,0	
	1/89-6/91		F		22-0230-1		Ake	Th 16,0	
	1/89-6/91	R		22-0402-0		Sum	Th 14,0		
	1/89-6/91	R		53-0277		Sum	228,6x40	Hand Brake	
	89-91	R		18-0061			Ø 180,0		
<b>Sunny IV (N14) 10/90-6/95</b>									
1.4 i Eng.GA14DS/ DE (55kW)	10/90-5/95	F	F		22-0246-0		Sum	Th 16,5	
	10/90-5/95		F		22-0246-1		Sum	Th 16,5	
	90-95	R	F		23-0282			Ø 239,7 Th 18,0-16,0	Vent.
	90-95		R		23-0661			Ø 234,0 Th 7,0-6,0	+ABS
	10/90-5/95	R		53-0272		Sum	180,0x35	Hand Brake	
	90-95	R		18-0055			Ø 180,0	-ABS	
1.4 i 16v Eng.GA14DE (64kW)	10/90-6/95	F	F		22-0246-0		Sum	Th 16,5	
	10/90-6/95		F		22-0246-1		Sum	Th 16,5	
	90-95	R	F		23-0282			Ø 239,7 Th 18,0-16,0	Vent.
	90-95		R		23-0661			Ø 234,0 Th 7,0-6,0	+ABS
1.6 16v, 4WD, SW Eng.GA16DE (75kW)	10/92-5/95	F	F		22-0246-0		Sum	Th 16,5	
	10/92-5/95		F		22-0246-1		Sum	Th 16,5	
	92-95	R	F		23-0282			Ø 239,7 Th 18,0-16,0	Vent.
	92-95		R		23-0661			Ø 234,0 Th 7,0-6,0	Exc. SW, 4WD, +ABS
	10/92-5/95	R		53-0277		Sum	228,6x40	Hand Brake	
	10/92-5/95	R		53-0281		Tokiko	180,0x31	Hand Brake	
1.6, 16v 4WD, SW Eng.GA16DS/ DE/ DEL (66kW)	10/90-5/95	F	F		22-0246-0		Sum	Th 16,5	
	10/90-5/95		F		22-0246-1		Sum	Th 16,5	
	90-95	R	F		23-0282			Ø 239,7 Th 18,0-16,0	Vent.
	90-95		R		23-0661			Ø 234,0 Th 7,0-6,0	Exc. SW, 4WD, +ABS
	10/90-5/95	R		53-0277		Sum	228,6x40	Hand Brake	
	10/90-5/95	R		53-0281		Tokiko	180,0x31	Hand Brake	
90-95	R		18-0055			Ø 180,0	-ABS		
1.7 D Eng.CD17 (40kW)	10/90-6/95	R		53-0272		Sum	180,0x35	Hand Brake	
1.7 D 4WD Eng.CD17 (40kW)	10/90-6/95	R		53-0272		Sum	180,0x35	Hand Brake	
2.0 D, SW Eng.CD20 (55kW)	10/90-5/95	F	F		22-0246-0		Sum	Th 16,5	
	10/90-5/95		F		22-0246-1		Sum	Th 16,5	
	90-95	R	F		23-0282			Ø 239,7 Th 18,0-16,0	Vent.
	90-95		R		23-0661			Ø 234,0 Th 7,0-6,0	+ABS
	10/90-5/95	R		53-0281		Tokiko	180,0x31	Hand Brake	
90-95	R		18-0055			Ø 180,0	-ABS		
2.0 GTI 16v Eng.SR20DE (105-110kW)	10/90-5/95	F	F		22-0488-0		Sum	Th 15,0	
	10/90-5/95		R		22-0193-1		Ake	Th 16,0	
	90-95	F		23-0250			Ø 256,8 Th 26,0-24,0	Vent.	
2.0 GTI-R 4WD Eng.SR20DET (147-162kW)	10/90-5/95	F	F		22-0488-0		Sum	Th 15,0	
	10/90-5/95		R		22-0193-1		Ake	Th 16,0	
	90-95	R	F		23-0250			Ø 256,8 Th 26,0-24,0	Vent.
	10/90-5/95		R		53-0281		Tokiko	180,0x31	Hand Brake
<b>Sunny IV (Y10) 10/90-6/95</b>									
1.6 16v, 4WD, SW Eng.GA16DE (75kW)	10/92-5/95	F	F		22-0487-0		Sum	Th 16,0	
	92-95		F		23-0282			Ø 239,7 Th 18,0-16,0	Vent.
	92-95	R		23-0661			Ø 234,0 Th 7,0-6,0	Exc. SW, 4WD, +ABS	
1.6, 16v 4WD, SW Eng.GA16DS/ DE (66kW)	10/90-5/95	F	F		22-0487-0		Sum	Th 16,0	
	90-95		F		23-0282			Ø 239,7 Th 18,0-16,0	Vent.
	90-95	R	F		23-0661			Ø 234,0 Th 7,0-6,0	Exc. SW, 4WD, +ABS
	90-95		R		18-0061			Ø 180,0	Only SW


















		Spare Parts	F/R	L/R	METELLI ref.	METELLI ref. w/KIT		DIMENSIONS mm.	NOTE
2.0 D, SW Eng.CD20 (55kW)	10/90-5/95		F		<b>22-0487-0</b>		Sum	Th 16,0	
	90-95		F		<b>23-0282</b>			Ø 239,7 Th 18,0-16,0	Vent.
	90-95		R		<b>23-0661</b>			Ø 234,0 Th 7,0-6,0	+ABS
	10/90-5/95		R		<b>53-0277</b>		Sum	228,6x40	Hand Brake
	90-95		R		<b>18-0061</b>			Ø 180,0	Only SW
<b>Terrano I (WD21) 10/87-2/96</b>									
2.4 i 4WD Eng.Z24i (74-76-79kW)	-92		F		<b>22-0107-1</b>		Sum	Th 17,0	
	92-		F		<b>22-0107-0</b>		Sum	Th 17,0	
	10/87-2/93		R		<b>22-0408-0</b>		Ake	Th 16,0	+ABS
	87-93		F		<b>23-0349</b>			Ø 278,0 Th 26,0-24,0	Vent.
	10/87-2/93		R		<b>53-0279</b>		Ake	260,0x50	Hand Brake
	87-93		R		<b>18-0052</b>			Ø 260,0	
2.5 TD Eng.TD25T (76kW)	10/87-2/96		R		<b>53-0279</b>		Ake	260,0x50	Hand Brake
2.7 TD 4WD Eng.TD27T (73kW)	-92		F		<b>22-0107-1</b>		Sum	Th 17,0	
	92-		F		<b>22-0107-0</b>		Sum	Th 17,0	
	2/89-2/96		R		<b>22-0408-0</b>		Ake	Th 16,0	+ABS
	89-96		F		<b>23-0349</b>			Ø 278,0 Th 26,0-24,0	Vent.
	89-96		R		<b>18-0052</b>			Ø 260,0	
3.0 Eng.VG30 (133kW)	-92		F		<b>22-0107-1</b>		Sum	Th 17,0	
	92-		F		<b>22-0107-0</b>		Sum	Th 17,0	
	1/86-		R		<b>22-0408-0</b>		Ake	Th 16,0	+ABS
	1/86-2/96		R		<b>53-0279</b>		Ake	260,0x50	Hand Brake
3.0 i 4WD Eng.VG30E (109kW)	-92		F		<b>22-0107-1</b>		Sum	Th 17,0	
	92-		F		<b>22-0107-0</b>		Sum	Th 17,0	
	1/90-12/95		R		<b>22-0408-0</b>		Ake	Th 16,0	+ABS
	90-95		F		<b>23-0349</b>			Ø 278,0 Th 26,0-24,0	Vent.
	1/90-12/95		R		<b>53-0279</b>		Ake	260,0x50	Hand Brake
<b>Terrano II (R20) 2/93-</b>									
2.4 4WD Eng.KA24E (85-87kW)	5/96-1/02		F		<b>22-0198-0</b>		Gir	Th 15,5	
	96-		F		<b>23-0349</b>			Ø 278,0 Th 26,0-24,0	Vent.
	5/96-1/02		R		<b>53-0291</b>		Bosch	280,0x65	Hand Brake
	5/96-1/02		R		<b>53-0287</b>		Luc	254,0x57	Hand Brake
	5/96-		R		<b>18-0330</b>			Ø 254,0	
2.4 i 12v 4WD Eng.KA24E (91kW)	2/93-6/96		F		<b>22-0198-0</b>		Gir	Th 15,5	
	2/93-96		F		<b>23-0349</b>			Ø 278,0 Th 26,0-24,0	Vent.
	2/93-6/96		R		<b>53-0291</b>		Bosch	280,0x65	Hand Brake
	2/93-6/96		R		<b>53-0287</b>		Luc	254,0x57	Hand Brake
	93-96		R		<b>18-0330</b>			Ø 254,0	
2.7 TD 4WD Eng.TD27T (74kW)	2/93-1/02		F		<b>22-0198-0</b>		Gir	Th 15,5	
	93-02		F		<b>23-0349</b>			Ø 278,0 Th 26,0-24,0	Vent.
	2/93-1/02		R		<b>53-0291</b>		Bosch	280,0x65	Hand Brake
	2/93-1/02		R		<b>53-0287</b>		Luc	254,0x57	Hand Brake
	93-02		R		<b>18-0330</b>			Ø 254,0	
2.7 TDi 4WD Eng.TD27Ti (92kW)	5/96-		F		<b>22-0198-0</b>		Gir	Th 15,5	
	96-		F		<b>23-0349</b>			Ø 278,0 Th 26,0-24,0	Vent.
	5/96-		R		<b>53-0291</b>		Bosch	280,0x65	Hand Brake
	5/96-		R		<b>53-0287</b>		Luc	254,0x57	Hand Brake
	96-		R		<b>18-0330</b>			Ø 254,0	
3.0 Di 4WD Eng.ZD30Ti (113kW)	5/02-		F		<b>22-0198-0</b>		Gir	Th 15,5	
	5/02-		R		<b>53-0291</b>		Bosch	280,0x65	Hand Brake
<b>Tiida (C11X)/ Versa 9/07-</b>									
1.5 DCi Eng.K9K (78kW)	07-		F		<b>22-0485-0</b>		Gir	Th 17,5	Europe
	07-		F		<b>22-0811-0</b>		Sum	Th 15,0	Exc. Europe
	07-		R		<b>22-0100-2</b>		Gir	Th 16,0	Europe
	07-		F		<b>23-0641</b>			Ø 260,0 Th 22,0-19,8	Vent.
	9/07-		R		<b>53-0290</b>		Ap	203,0x38	Hand Brake
	07-		R		<b>18-0352</b>	<b>18-0352K</b>		Ø 203,3	
	07-		R		<b>51-0231</b>		Ap	Ø 19,05 203,0x38	AP
	07-		R		<b>51-0231</b>		Ap	Ø 19,05 203,0x38	AP
1.6 Eng.HR16DE (81kW)	07-		F		<b>22-0485-0</b>		Gir	Th 17,5	Europe
	07-		F		<b>22-0811-0</b>		Sum	Th 15,0	Exc. Europe
	07-		R		<b>22-0100-2</b>		Gir	Th 16,0	Europe
	07-		F		<b>23-0641</b>			Ø 260,0 Th 22,0-19,8	Vent.
	9/07-		R		<b>53-0290</b>		Ap	203,0x38	Hand Brake
	07-		R		<b>18-0352</b>	<b>18-0352K</b>		Ø 203,3	
	07-		R		<b>51-0231</b>		Ap	Ø 19,05 203,0x38	AP
1.8 Eng.MR18DE (93kW)	07-		F		<b>22-0485-0</b>		Gir	Th 17,5	Europe
	07-		F		<b>22-0811-0</b>		Sum	Th 15,0	Exc. Europe

		Spare Parts	F/R	L/R	METELLI ref.	METELLI ref. w/KIT		DIMENSIONS mm.	NOTE
1.8 Eng.MR18DE (93kW)	07-		R		22-0100-2		Gir	Th 16,0	Europe
	07-		F		23-0641			Ø 260,0 Th 22,0-19,8	Vent.
	9/07-		R		53-0290		Ap	203,0x38	Hand Brake
	07-		R		18-0352	18-0352K		Ø 203,3	
	07-		R		51-0231		Ap	Ø 19,05 203,0x38	AP
<b>Trade 1/86-</b>									
2.0 D (44kW)	11/86-3/93		R		53-0342		Luc	255,0x57	
2.0 D Eng.LD20 (47-49kW)	-92		F		22-0111-1		Bdx	Th 17,0	
	92-		F		22-0111-0		Bdx	Th 17,0	
	1/86-		R		53-0342		Luc	255,0x57	
	91-		R		18-0068			Ø 254,0	
2.8 D (59kW)	12/86-6/94		R		53-0279		Ake	260,0x50	Hand Brake
	12/86-6/94		R		53-0342		Luc	255,0x57	
2.8 D Eng.A4.28 (56-62kW)	1/86-12/89		F		22-0111-1		Bdx	Th 17,0	
	1/86-12/89		R		53-0279		Ake	260,0x50	Hand Brake
	1/86-12/89		R		53-0342		Luc	255,0x57	
3.0 D Eng.BD-30II (63kW)	-92		F		22-0111-1		Bdx	Th 17,0	
	92-		F		22-0111-0		Bdx	Th 17,0	
	1/86-12/98		R		53-0342		Luc	255,0x57	
3.0 TD Eng.BD-30Ti (78kW)	1/96-12/98		F		22-0111-0		Bdx	Th 17,0	
<b>Violet 1/73-1/81</b>									
1.4 Eng.A14 (59kW)	1/77-12/81		R		53-0271		Ake	228,6x40	Hand Brake
1.4 Eng.L14 (63kW)	1/68-12/81		R		53-0271		Ake	228,6x40	Hand Brake
1.6 Eng.L16S (75kW)	1/73-1/81		R		53-0271		Ake	228,6x40	Hand Brake
<b>X-Trail I (T30) 7/01-6/07</b>									
2.0 16v Eng.QR20DE (103kW)	7/01-		F		22-0406-0		Sum	Th 16,5	
	7/01-		R		22-0612-0		Sum	Th 14,5	
	7/01-		F		23-0764			Ø 280,0 Th 28,0-26,0	Vent.
	7/01-		R		23-0797			Ø 292,0 Th 16,0-14,0	Vent.
	7/01-6/07		R		53-0293	53-0293K		170,0x22	Hand Brake
2.2 DCi Eng.YD22DDT (81-84-93kW)	7/01-		F		22-0406-0		Sum	Th 16,5	
	7/01-		R		22-0612-0		Sum	Th 14,5	
	7/01-		F		23-0764			Ø 280,0 Th 28,0-26,0	Vent.
	7/01-		R		23-0797			Ø 292,0 Th 16,0-14,0	Vent.
	7/01-6/07		R		53-0293	53-0293K		170,0x22	Hand Brake
2.2 DCi Eng.YD22DDTi (100kW)	12/03-		F		22-0406-0		Sum	Th 16,5	
	12/03-		R		22-0612-0		Sum	Th 14,5	
	12/03-		F		23-0764			Ø 280,0 Th 28,0-26,0	Vent.
	12/03-		R		23-0797			Ø 292,0 Th 16,0-14,0	Vent.
	12/03-6/07		R		53-0293	53-0293K		170,0x22	Hand Brake
2.5 Eng.QR25DE (121kW)	1/03-		F		22-0406-0		Sum	Th 16,5	
	1/03-		R		22-0612-0		Sum	Th 14,5	
	03-		F		23-0764			Ø 280,0 Th 28,0-26,0	Vent.
	03-		R		23-0797			Ø 292,0 Th 16,0-14,0	Vent.
	1/03-6/07		R		53-0293	53-0293K		170,0x22	Hand Brake
<b>X-Trail II (T31) 7/07-</b>									
2.0 16v, FWD Eng.QR20DE (103kW)	7/07-		F		22-0792-0		Sum	Th 17,0	
	7/07-		R		22-0612-0		Sum	Th 14,5	
	07-		R		23-0797			Ø 292,0 Th 16,0-14,0	Vent.
	7/07-		R		53-0295			172,0x32	Hand Brake
2.0 DCi Eng.M9R7 (110kW)	7/07-		F		22-0792-0		Sum	Th 17,0	
	7/07-		R		22-0612-0		Sum	Th 14,5	
	07-		R		23-0797			Ø 292,0 Th 16,0-14,0	Vent.
	7/07-		R		53-0295			172,0x32	Hand Brake
2.0 DCi Eng.M9R760 (127kW)	7/07-		F		22-0792-0		Sum	Th 17,0	
	7/07-		R		22-0612-0		Sum	Th 14,5	
	07-		R		23-0797			Ø 292,0 Th 16,0-14,0	Vent.
	7/07-		R		53-0295			172,0x32	Hand Brake
2.0, FWD Eng.MR20DE (104kW)	07-		R		23-0797			Ø 292,0 Th 16,0-14,0	Vent.
	3/07-		R		53-0295			172,0x32	Hand Brake
2.5 16v Eng.QR25DE (124kW)	7/07-		F		22-0792-0		Sum	Th 17,0	
	7/07-		R		22-0612-0		Sum	Th 14,5	
	07-		R		23-0797			Ø 292,0 Th 16,0-14,0	Vent.
	7/07-		R		53-0295			172,0x32	Hand Brake
<b>Atlas (E22, 23) 1/82-9/93</b>									
2.0 Eng.Z20S (66kW)	1/82-6/92		R		53-0275		Ake	270,0x50	Hand Brake
2.4 Eng.Z24 (76kW)	9/85-9/93		R		53-0274		Ake	254,0x46	Hand Brake
2.5 TD (71kW)	1/92-9/93		R		53-0275		Ake	270,0x50	Hand Brake


































































				Spare Parts	F/R	L/R	METELLI ref.	METELLI ref. w/KIT		DIMENSIONS mm.	NOTE
<b>Atleon I 1/00-12/06</b>											
110.35 Eng.B30TI (78-88kW)	9/00-12/06		F				22-0111-0		Bdx	Th 17,0	
110.56 Eng.B30TI (78-88kW)	9/00-12/06		F				22-0111-0		Bdx	Th 17,0	
120.35 Eng.B30TI (78-88kW)	9/00-12/06		F/R				22-0111-0		Bdx	Th 17,0	
120.56 Eng.B30TI (78-88kW)	9/00-12/06		F/R				22-0111-0		Bdx	Th 17,0	
140.75 Eng.B440TI (100kW)	1/00-12/06		F				22-0270-0	22-0270-0K	Gir	Th 22,0	
	02-		R				22-0270-0	22-0270-0K	Gir	Th 22,0	
165.115 Eng.B660TI	1/02-12/06		F				22-0588-0		Mer	Th 25,0	
165.75 Eng.B660TI (110kW)	1/00-12/06		F				22-0270-0	22-0270-0K	Gir	Th 22,0	
	02-		R				22-0270-0	22-0270-0K	Gir	Th 22,0	
165.95 Eng.B660TI (110kW)	1/02-12/06		F/R				22-0270-0	22-0270-0K	Gir	Th 22,0	
210.115 Eng.B660TI	1/02-12/06		F				22-0588-0		Mer	Th 25,0	
210.150 Eng.B660TI	1/02-12/06		F				22-0588-0		Mer	Th 25,0	
<b>Atleon II 11/06-</b>											
120.22	11/06-		F/R				22-0590-0		Wab	Th 30,0	
130.22	11/06-		F/R				22-0590-0		Wab	Th 30,0	
130.25	11/06-		F/R				22-0590-0		Wab	Th 30,0	
150.25	11/06-		F/R				22-0590-0		Wab	Th 30,0	
35.15	11/06-		F				22-0578-7		Bre	Th 20,0	
	11/06-		R				22-0212-9		Bre	Th 20,0	
56.15	11/06-		F				22-0578-7		Bre	Th 20,0	
	11/06-		R				22-0212-9		Bre	Th 20,0	
70.14	11/06-		F/R				22-0270-0	22-0270-0K	Gir	Th 22,0	
80.19	11/06-		F/R				22-0270-0	22-0270-0K	Gir	Th 22,0	
95.19	11/06-		F/R				22-0270-0	22-0270-0K	Gir	Th 22,0	
95.22	11/06-		F/R				22-0270-0	22-0270-0K	Gir	Th 22,0	
<b>Cabstar II (10Q) 1/82-12/87</b>											
2.0 Eng.Z20 (64kW)	1/82-12/87		R				53-0275		Ake	270,0x50	Hand Brake
	82-12/87		R				18-0332			Ø 254,0	
2.3 D Eng.SD23 (51-54kW)	-4/83		R				53-0274		Ake	254,0x46	Hand Brake
	1/87-12/87		R				18-0332			Ø 254,0	
2.5 D Eng.SD25 (53kW)	1/82-12/87		R				53-0275		Ake	270,0x50	Hand Brake
	82-87		R				18-0332			Ø 254,0	
<b>Cabstar II (15Q) 1/82-12/90</b>											
2.0 Eng.Z20 (64kW)	89-		F				22-0497-0		Sum	Th 18,0	
	1/82-12/90		R				53-0275		Ake	270,0x50	Hand Brake
	82-90		R				18-0063			Ø 270,0	
2.3 D Eng.TD23 (51kW)	89-		F				22-0497-0		Sum	Th 18,0	
	1/87-90		R				18-0063			Ø 270,0	
2.5 D Eng.TD25 (52-59kW)	89-		F				22-0497-0		Sum	Th 18,0	
	1/82-12/90		R				53-0275		Ake	270,0x50	Hand Brake
	82-90		R				18-0063			Ø 270,0	
<b>Cabstar III 1/82-12/98</b>											
2.0 (66kW)	1/82-12/98		F				22-0497-0		Sum	Th 18,0	
	-94		R				53-0275		Ake	270,0x50	Hand Brake
2.5 D	1/82-12/98		F				22-0497-0		Sum	Th 18,0	
2.7 D	1/82-12/98		F				22-0497-0		Sum	Th 18,0	
<b>Cabstar IV (E) 1/98-9/06</b>											
2.3 D Eng.LD23 (55kW)	1/98-		F				22-0111-0		Bdx	Th 17,0	
	1/98-9/06		R				53-0100		Luc	254,0x57	Hand Brake
2.7 TDi Eng.TD27T (66kW)	-02		F				22-0111-0		Bdx	Th 17,0	
	02-		F				22-0536-1		Bosch	Th 18,0	
3.0 TDi Eng.BD-30Ti (78-88kW)	1/98-9/06		R				53-0100		Luc	254,0x57	Hand Brake
	-02		F				22-0111-0		Bdx	Th 17,0	
F						22-0536-1		Bosch	Th 18,0		
F						22-0578-3	22-0578-3K	Bre	Th 20,0		
1/98-9/06		R				53-0100		Luc	254,0x57	Hand Brake	
<b>Cabstar V 10/06-</b>											
2.5 TD Eng.YD25 (81kW)	10/06-		F				22-0578-7		Bre	Th 20,0	45.13
	10/06-		F				22-0671-4		Bre	Th 21,0	28.11,32.11,35.11,35.13
	10/06-		R				22-0532-1		Bre	Th 20,0	28.11,32.11,35.11,35.13



		Spare Parts	F/R	L/R	METELLI ref.	METELLI ref. w/KIT		DIMENSIONS mm.	NOTE
2.5 TD Eng.YD25 (81kW)	10/06-		R		22-0212-9		Bre	Th 20,0	45.13
	10/06-		R		53-0291		Bosch	280,0x65	Hand Brake
3.0 TD (96kW)	10/06-		F		22-0578-7		Bre	Th 20,0	45.15
	10/06-		F		22-0671-4		Bre	Th 21,0	35.15
	10/06-		R		22-0532-1		Bre	Th 20,0	35.15
	10/06-		R		22-0212-9		Bre	Th 20,0	45.15
	10/06-		R		53-0291		Bosch	280,0x65	Hand Brake
3.0 TD Eng.ZD30 (110kW)	10/06-		F		22-0578-7		Bre	Th 20,0	45.15
	10/06-		F		22-0671-4		Bre	Th 21,0	35.15
	10/06-		R		22-0532-1		Bre	Th 20,0	35.15
	10/06-		R		22-0212-9		Bre	Th 20,0	45.15
	10/06-		R		53-0291		Bosch	280,0x65	Hand Brake
<b>Interstar (X70) 7/02-</b>									
1.9 DCi Eng.F9Q772 (60kW)	7/02-		F		22-0545-0		Bdx	Th 18,0	
	7/02-		R		22-0546-0		Bosch	Th 17,0	
	02-		F		23-0499			Ø 280,0 Th 24,0-21,0	Vent., 15Inch Wheels
	02-		F		23-0532			Ø 305,2 Th 28,0-25,0	Vent., 16Inch Wheels
	02-		R		23-0690			Ø 305,0 Th 12,0-10,5	
	7/02-		R		53-0313		Bdx	280,0x65	15Inch Wheels, Hand Brake
2.2 DCi Eng.G9T722 (66kW)	7/02-		F		22-0545-0		Bdx	Th 18,0	
	7/02-		R		22-0546-0		Bosch	Th 17,0	
	02-		F		23-0499			Ø 280,0 Th 24,0-21,0	Vent., 15Inch Wheels
	02-		F		23-0532			Ø 305,2 Th 28,0-25,0	Vent., 16Inch Wheels
	02-		R		23-0690			Ø 305,0 Th 12,0-10,5	
	7/02-		R		53-0313		Bdx	280,0x65	15Inch Wheels, Hand Brake
2.5 DCi (74kW)	9/06-		F		22-0545-0		Bdx	Th 18,0	
	9/06-		R		22-0546-0		Bosch	Th 17,0	
	4/06-		F		23-0499			Ø 280,0 Th 24,0-21,0	Vent., 15Inch Wheels
	4/06-		F		23-0532			Ø 305,2 Th 28,0-25,0	Vent., 16Inch Wheels
	4/06-		R		23-0690			Ø 305,0 Th 12,0-10,5	
	4/06-		R		53-0313		Bdx	280,0x65	15Inch Wheels, Hand Brake
2.5 DCi Eng.G9U6 (107kW)	9/06-		F		22-0545-0		Bdx	Th 18,0	
	9/06-		R		22-0546-0		Bosch	Th 17,0	
	9/06-		F		23-0499			Ø 280,0 Th 24,0-21,0	Vent., 15Inch Wheels
	9/06-		F		23-0532			Ø 305,2 Th 28,0-25,0	Vent., 16Inch Wheels
	9/06-		R		23-0690			Ø 305,0 Th 12,0-10,5	
	9/06-		R		53-0313		Bdx	280,0x65	15Inch Wheels, Hand Brake
2.5 DCi Eng.G9U6 (88kW)	9/06-		F		22-0545-0		Bdx	Th 18,0	
	9/06-		R		22-0546-0		Bosch	Th 17,0	
	9/06-		F		23-0499			Ø 280,0 Th 24,0-21,0	Vent., 15Inch Wheels
	9/06-		F		23-0532			Ø 305,2 Th 28,0-25,0	Vent., 16Inch Wheels
	9/06-		R		23-0690			Ø 305,0 Th 12,0-10,5	
	9/06-		R		53-0313		Bdx	280,0x65	15Inch Wheels, Hand Brake
2.5 DCi Eng.G9U720 (84kW)	7/02-		F		22-0545-0		Bdx	Th 18,0	
	7/02-		R		22-0546-0		Bosch	Th 17,0	
	02-		F		23-0499			Ø 280,0 Th 24,0-21,0	Vent., 15Inch Wheels
	02-		F		23-0532			Ø 305,2 Th 28,0-25,0	Vent., 16Inch Wheels
	02-		R		23-0690			Ø 305,0 Th 12,0-10,5	
	7/02-		R		53-0313		Bdx	280,0x65	15Inch Wheels, Hand Brake
2.5 DCi Eng.G9U754 (73kW)	11/03-		F		22-0545-0		Bdx	Th 18,0	
	11/03-		R		22-0546-0		Bosch	Th 17,0	
	03-		F		23-0499			Ø 280,0 Th 24,0-21,0	Vent., 15Inch Wheels
	03-		F		23-0532			Ø 305,2 Th 28,0-25,0	Vent., 16Inch Wheels
	03-		R		23-0690			Ø 305,0 Th 12,0-10,5	
	11/03-		R		53-0313		Bdx	280,0x65	15Inch Wheels, Hand Brake
3.0 DCi 140 Eng.ZD3A2 (100kW)	11/03-		F		22-0545-0		Bdx	Th 18,0	
	11/03-		R		22-0546-0		Bosch	Th 17,0	
	03-		F		23-0499			Ø 280,0 Th 24,0-21,0	Vent., 15Inch Wheels
	03-		F		23-0532			Ø 305,2 Th 28,0-25,0	Vent., 16Inch Wheels
	03-		R		23-0690			Ø 305,0 Th 12,0-10,5	
	11/03-		R		53-0313		Bdx	280,0x65	15Inch Wheels, Hand Brake
<b>Kubistar (X76) 8/03-</b>									
1.2 Eng.D7F726 (44kW)	8/03-		F		22-0253-0		Bosch	Th 18,0	
	8/03-		F		22-0253-1		Bosch	Th 18,0	+ABS
	03-		F		23-0110			Ø 238,0 Th 20,0-17,7	Vent., +Servo 9Inch
	03-		F		23-0549			Ø 259,0 Th 20,7-17,7	Vent., +Servo 8Inch, +ABS
	8/03-		R		53-0355		Bdx	203,2x39	Hand Brake

		Spare Parts	F/R	L/R	METELLI ref.	METELLI ref. w/KIT		DIMENSIONS mm.	NOTE
1.2 Eng.D7F726 (44kW)		8/03-	R		53-0354		Bdx	228,6x42	Hand Brake
		03-	R		18-0374	18-0374K		Ø 203,3	-RC
		03-	R		18-0144			Ø 228,6	+RC
		03-	R		51-0097		Bdx	Ø 19,05 203,0x38	RAI, 6Q, -RC
		03-	R		51-0096		Bdx	Ø 22,00 228,0x42	RAI, 8Q, +RC
1.2 16v Eng.D4F712 (55kW)		4/06-	F		22-0253-0		Bosch	Th 18,0	
		4/06-	F		22-0253-1		Bosch	Th 18,0	+ABS
		06-	F		23-0110			Ø 238,0 Th 20,0-17,7	Vent., +Servo 9Inch
		06-	F		23-0549			Ø 259,0 Th 20,7-17,7	Vent., +Servo 8Inch, +ABS
		4/06-	R		53-0355		Bdx	203,2x39	Hand Brake
		06-	R		18-0374	18-0374K		Ø 203,3	-RC
		06-	R		18-0144			Ø 228,6	+RC
		06-	R		51-0097		Bdx	Ø 19,05 203,0x38	RAI, 6Q, -RC
		06-	R		51-0096		Bdx	Ø 22,00 228,0x42	RAI, 8Q, +RC
		1.5 DCi Eng.K9K (42kW)		8/03-	F		22-0253-0		Bosch
8/03-	F				22-0253-1		Bosch	Th 18,0	+ABS
03-	F				23-0110			Ø 238,0 Th 20,0-17,7	Vent., +Servo 9Inch
03-	F				23-0549			Ø 259,0 Th 20,7-17,7	Vent., +Servo 8Inch, +ABS
03-	R				18-0374	18-0374K		Ø 203,3	-RC
03-	R				18-0144			Ø 228,6	+RC
1.5 DCi Eng.K9K (45kW)		8/05-	F		22-0253-0		Bosch	Th 18,0	
		8/05-	F		22-0253-1		Bosch	Th 18,0	+ABS
		05-	F		23-0110			Ø 238,0 Th 20,0-17,7	Vent., +Servo 9Inch
		05-	F		23-0549			Ø 259,0 Th 20,7-17,7	Vent., +Servo 8Inch, +ABS
		05-	R		18-0374	18-0374K		Ø 203,3	-RC
		05-	R		18-0144			Ø 228,6	+RC
1.5 DCi Eng.K9K704/710 (48-60kW)		8/03-	F		22-0253-0		Bosch	Th 18,0	
		8/03-	F		22-0253-1		Bosch	Th 18,0	+ABS
		03-	F		23-0110			Ø 238,0 Th 20,0-17,7	Vent., +Servo 9Inch
		03-	F		23-0549			Ø 259,0 Th 20,7-17,7	Vent., +Servo 8Inch, +ABS
		8/03-	R		53-0355		Bdx	203,2x39	Hand Brake
		8/03-	R		53-0354		Bdx	228,6x42	Hand Brake
		03-	R		18-0374	18-0374K		Ø 203,3	-RC
		03-	R		18-0144			Ø 228,6	+RC
		03-05	R		18-0375			Ø 228,6	810 Kg, 820 Kg
		03-	R		51-0097		Bdx	Ø 19,05 203,0x38	RAI, 6Q, -RC
03-	R		51-0096		Bdx	Ø 22,00 228,0x42	RAI, 8Q, +RC		
1.5 DCi Eng.K9K718 (62kW)		4/06-	F		22-0253-0		Bosch	Th 18,0	
		4/06-	F		22-0253-1		Bosch	Th 18,0	+ABS
		06-	F		23-0110			Ø 238,0 Th 20,0-17,7	Vent., +Servo 9Inch
		06-	F		23-0549			Ø 259,0 Th 20,7-17,7	Vent., +Servo 8Inch, +ABS
		06-	R		18-0374	18-0374K		Ø 203,3	-RC
		06-	R		18-0144			Ø 228,6	+RC
1.5 DCi Eng.K9K752 (50kW)		4/06-	F		22-0253-0		Bosch	Th 18,0	
		4/06-	F		22-0253-1		Bosch	Th 18,0	+ABS
		06-	F		23-0110			Ø 238,0 Th 20,0-17,7	Vent., +Servo 9Inch
		06-	F		23-0549			Ø 259,0 Th 20,7-17,7	Vent., +Servo 8Inch, +ABS
		06-	R		18-0374	18-0374K		Ø 203,3	-RC
		06-	R		18-0144			Ø 228,6	+RC
1.6 16v Eng.K4M752 (70kW)		8/03-	F		22-0253-0		Bosch	Th 18,0	
		8/03-	F		22-0253-1		Bosch	Th 18,0	+ABS
		03-	F		23-0110			Ø 238,0 Th 20,0-17,7	Vent., +Servo 9Inch
		03-	F		23-0549			Ø 259,0 Th 20,7-17,7	Vent., +Servo 8Inch, +ABS
		8/03-	R		53-0355		Bdx	203,2x39	Hand Brake
		8/03-	R		53-0354		Bdx	228,6x42	Hand Brake
		03-	R		18-0374	18-0374K		Ø 203,3	-RC
		03-	R		18-0144			Ø 228,6	+RC
		03-	R		51-0097		Bdx	Ø 19,05 203,0x38	RAI, 6Q, -RC
		03-	R		51-0096		Bdx	Ø 22,00 228,0x42	RAI, 8Q, +RC
<b>Pick-Up 1/65-12/79</b>									
1.3 Eng.J13 (50kW)	1/65-12/70		R		53-0270			203,2x36	Hand Brake
<b>Pick-Up (720) 1/80-3/86</b>									
1.6 Eng.J16 (59kW)	1/80-1/81		R		53-0274		Ake	254,0x46	Hand Brake
	80-81		R		18-0054			Ø 254,0	
1.6 Eng.L16 (75kW)	1/68-12/81		R		53-0274		Ake	254,0x46	Hand Brake
1.8 Eng.L18 (59kW)	1/83-3/86		F		22-0066-0		Ake	Th 17,0	
	1/83-3/86		R		53-0274		Ake	254,0x46	Hand Brake

		Spare Parts	F/R	L/R	METELLI ref.	METELLI ref. w/KIT		DIMENSIONS mm.	NOTE
1.8 Eng.L18 (59kW)	83-86		R		18-0054			Ø 254,0	
2.0 Eng.L20B (81kW)	1/74-12/80		R		53-0274		Ake	254,0x46	Hand Brake
2.2 4WD Eng.Z22 (71kW)	4/83-3/86		F		22-0066-0		Ake	Th 17,0	
	83-86		F		23-0710			Ø 267,0 Th 22,0-20,0	Vent.
	4/83-3/86		R		53-0274		Ake	254,0x46	Hand Brake
	83-86		R		18-0332			Ø 254,0	
2.2 D Eng.SD22 (47kW)	82-84		R		18-0054			Ø 254,0	
2.3 D Eng.SD23 (51-54kW)	4/83-3/86		F		22-0066-0		Ake	Th 17,0	
2.4 4WD	83-86		R		18-0332			Ø 254,0	
2.5 D 4WD Eng.SD25 (53-57kW)	4/83-3/86		F		22-0066-0		Ake	Th 17,0	
	83-86		F		23-0710			Ø 267,0 Th 22,0-20,0	Vent.
	83-86		R		18-0053			Ø 254,0	2WD
<b>Pick-Up/King Cab (D21) 9/85-2/98</b>									
2.0 Eng.Z20 (64-66kW)	85-89		R		53-0274		Ake	254,0x46	Hand Brake
	85-89		R		53-0278		Ake	254,0x60	Hand Brake
	85-92		R		53-0279		Ake	260,0x50	Hand Brake
	90-		R		53-0282		Ake	295,0x50	Hand Brake
	85-91		R		18-0052			Ø 260,0	
2.3 D Eng.SD23 (51-54kW)	9/85-8/88		R		53-0279		Ake	260,0x50	Hand Brake
	85-88		R		18-0052			Ø 260,0	
2.4 i 12v Eng.KA24E (91kW)	92-98		F		23-0349			Ø 278,0 Th 26,0-24,0	Vent.
	4/92-2/98		R		53-0279		Ake	260,0x50	Hand Brake
	92-98		R		18-0052			Ø 260,0	
2.4 i 12v 4WD Eng.KA24E (93kW)	4/92-2/98		F		22-0066-0		Ake	Th 17,0	
	4/92-2/98		F		22-0066-1		Ake	Th 17,0	
	92-98		F		23-0710			Ø 267,0 Th 22,0-20,0	Vent.
	4/92-2/98		R		53-0282		Ake	295,0x50	Hand Brake
	92-98		R		18-0066			Ø 295,0	
2.4 i, 4WD Eng.Z24i (74kW)	3/86-4/92		F		22-0066-0		Ake	Th 17,0	
	3/86-4/92		F		22-0066-1		Ake	Th 17,0	
	86-92		F		23-0710			Ø 267,0 Th 22,0-20,0	Vent.
	3/86-4/92		R		53-0279		Ake	260,0x50	Hand Brake
	3/86-4/92		R		53-0282		Ake	295,0x50	4WD, Hand Brake
	86-88		R		53-0274		Ake	254,0x46	Hand Brake
	85-89		R		18-0054			Ø 254,0	
89-92		R		18-0066			Ø 295,0		
2.4, 4WD (76kW)	1/92-12/96		R		53-0282		Ake	295,0x50	4WD, Hand Brake
2.4, 4WD (79kW)	1/92-12/96		R		53-0282		Ake	295,0x50	4WD, Hand Brake
2.5 D 4WD Eng.SD25 (53-55kW)	9/85-8/91		F		22-0066-0		Ake	Th 17,0	
	9/85-8/91		F		22-0066-1		Ake	Th 17,0	
	85-91		F		23-0710			Ø 267,0 Th 22,0-20,0	Vent.
	9/85-8/91		R		53-0274		Ake	254,0x46	Hand Brake
	9/85-8/91		R		53-0282		Ake	295,0x50	4WD, Hand Brake
	85-89		R		18-0054			Ø 254,0	
	89-91		R		18-0066			Ø 295,0	
2.5 TD, 4WD Eng.TD25 (55-59-61kW)	9/87-2/98		F		22-0066-0		Ake	Th 17,0	
	9/87-2/98		F		22-0066-1		Ake	Th 17,0	
	87-98		F		23-0710			Ø 267,0 Th 22,0-20,0	Vent.
	9/87-2/98		R		53-0279		Ake	260,0x50	Hand Brake
	9/87-2/98		R		53-0282		Ake	295,0x50	4WD, Hand Brake
	87-89		R		18-0054			Ø 254,0	
	89-98		R		18-0066			Ø 295,0	
2.7 TD, 4WD Eng.TD27 (58-73kW)	9/87-2/98		F		22-0066-0		Ake	Th 17,0	
	9/87-2/98		F		22-0066-1		Ake	Th 17,0	
	87-98		F		23-0710			Ø 267,0 Th 22,0-20,0	Vent.
	87-89		R		18-0054			Ø 254,0	
	89-98		R		18-0066			Ø 295,0	
3.0 i V6 4WD Eng.VG30E (125-149-109kW)	9/90-2/98		F		22-0107-1		Sum	Th 17,0	
	90-98		F		23-0710			Ø 267,0 Th 22,0-20,0	Vent.
	90-98		R		18-0066			Ø 295,0	
<b>Pick-Up/King Cab (D22) 2/98-</b>									
2.4 (87kW)	2/98-10/01		R		53-0282		Ake	295,0x50	Hand Brake
2.4 i 4WD Eng.KA24DE (98kW)	3/02-		R		53-0282		Ake	295,0x50	Hand Brake
	3/02-		R		53-0421		Ake	295,0x50	Hand Brake
2.4 i, 4WD Eng.KA24E (88kW)	-02		F		22-0107-1		Sum	Th 17,0	
	02-		F		22-0611-0		Sum	Th 17,0	
	98-		F		23-0349			Ø 278,0 Th 26,0-24,0	Vent.




		Spare Parts	F/R	L/R	METELLI ref.	METELLI ref. w/KIT		DIMENSIONS mm.	NOTE
2.4 i, 4WD Eng.KA24E (88kW)	2/98-		R		53-0282		Ake	295,0x50	Hand Brake
	98-		R		18-0072			Ø 295,0	
2.4, 4WD (79kW)	1/97-12/02		R		53-0282		Ake	295,0x50	Hand Brake
2.4, 4WD Eng.KA24DE (110kW)	1/03-		R		53-0282		Ake	295,0x50	Hand Brake
	1/03-		R		53-0421		Ake	295,0x50	Hand Brake
2.5 Di, 4WD Eng.KA24DE (98kW)	-02		F		22-0107-1		Sum	Th 17,0	
	02-		F		22-0611-0		Sum	Th 17,0	
	3/02-		R		53-0282		Ake	295,0x50	Hand Brake
	02-		R		18-0052			Ø 260,0	
2.5 TD 4WD Eng.TD25TI (76kW)	-02		F		22-0107-1		Sum	Th 17,0	
	02-		F		22-0611-0		Sum	Th 17,0	
	98-		F		23-0349			Ø 278,0 Th 26,0-24,0	Vent.
	5/98-		R		53-0282		Ake	295,0x50	Hand Brake
	5/98-		R		53-0421		Ake	295,0x50	Hand Brake
	98-		R		18-0072			Ø 295,0	
2.5 TD, 4WD Eng.TD25 (61kW)	-02		F		22-0107-1		Sum	Th 17,0	
	02-		F		22-0611-0		Sum	Th 17,0	
	2/98-		R		53-0282		Ake	295,0x50	Hand Brake
	2/98-		R		53-0421		Ake	295,0x50	Hand Brake
2.7 TD, 4WD (73kW)	1/97-10/01		R		53-0282		Ake	295,0x50	Hand Brake
	2.8 D (101kW)	11/01-		R	53-0282		Ake	295,0x50	Hand Brake
3.0 DDTi, 4WD Eng.ZD30DDT (110kW)	11/01-		R	53-0282		Ake	295,0x50	Hand Brake	
3.2 D 4WD Eng.QD32 (76kW)	-02		F		22-0107-1		Sum	Th 17,0	
	02-		F		22-0611-0		Sum	Th 17,0	
	12/98-		R		53-0282		Ake	295,0x50	Hand Brake
3.3 V6 Eng.VG33E (125kW)	1/03-		R	53-0282		Ake	295,0x50	Hand Brake	
<b>Primastar (X83) 3/01-</b>									
1.9 DCi Eng.F9Q760 (60kW)	3/01-		F		22-0338-2		Gir	Th 18,0	
	3/01-		R		22-0635-0		Gir	Th 17,0	
	01-		F		23-0798			Ø 305,0 Th 28,0-24,0	Vent.
	01-		R		23-0844			Ø 280,0 Th 12,0-10,0	(+o)
1.9 DCi Eng.F9Q762 (74kW)	3/01-		F		22-0338-2		Gir	Th 18,0	
	3/01-		R		22-0635-0		Gir	Th 17,0	
	01-		F		23-0798			Ø 305,0 Th 28,0-24,0	Vent.
	01-		R		23-0844			Ø 280,0 Th 12,0-10,0	(+o)
2.0 Eng.F4R720/722 (86kW)	3/01-		F		22-0338-2		Gir	Th 18,0	
	3/01-		R		22-0635-0		Gir	Th 17,0	
	01-		F		23-0798			Ø 305,0 Th 28,0-24,0	Vent.
	01-		R		23-0844			Ø 280,0 Th 12,0-10,0	(+o)
2.0 DCi 115 Eng.M9R780 (84kW)	9/03-		F		22-0338-2		Gir	Th 18,0	
	9/03-		R		22-0635-0		Gir	Th 17,0	
	03-		F		23-0798			Ø 305,0 Th 28,0-24,0	Vent.
	03-		R		23-0844			Ø 280,0 Th 12,0-10,0	(+o)
2.0 DCi 120 (84kW)	06-		F		22-0338-2		Gir	Th 18,0	
	06-		R		22-0635-0		Gir	Th 17,0	
	06-		F		23-0798			Ø 305,0 Th 28,0-24,0	Vent.
	06-		R		23-0844			Ø 280,0 Th 12,0-10,0	(+o)
2.0 DCi 90 Eng.M9R780 (66kW)	9/03-		F		22-0338-2		Gir	Th 18,0	
	9/03-		R		22-0635-0		Gir	Th 17,0	
	03-		F		23-0798			Ø 305,0 Th 28,0-24,0	Vent.
	03-		R		23-0844			Ø 280,0 Th 12,0-10,0	(+o)
2.5 DCi Eng.G9U630 (107kW)	9/03-		F		22-0338-2		Gir	Th 18,0	
	9/03-		R		22-0635-0		Gir	Th 17,0	
	03-		F		23-0798			Ø 305,0 Th 28,0-24,0	Vent.
	03-		R		23-0844			Ø 280,0 Th 12,0-10,0	(+o)
2.5 DCi Eng.G9U730 (99kW)	9/03-		F		22-0338-2		Gir	Th 18,0	
	9/03-		R		22-0635-0		Gir	Th 17,0	
	03-		F		23-0798			Ø 305,0 Th 28,0-24,0	Vent.
	03-		R		23-0844			Ø 280,0 Th 12,0-10,0	(+o)
<b>Sunny III (Y10) Van 11/90-</b>									
1.6 16v Eng.GA16DE (66kW)	10/92-		F		22-0487-0		Sum	Th 16,0	
	92-		F		23-0282			Ø 239,7 Th 18,0-16,0	Vent.
1.7 D Eng.CD17 (40kW)	11/90-		F		22-0487-0		Sum	Th 16,0	
	90-		F		23-0282			Ø 239,7 Th 18,0-16,0	Vent.

		Spare Parts	F/R	L/R	METELLI ref.	METELLI ref. w/KIT		DIMENSIONS mm.	NOTE
<b>Urvan I (E23) 7/81-11/88</b>									
2.0 Eng.H20 (55kW)	7/81-11/82		R		53-0274		Ake	254,0x46	Hand Brake
	81-82		R		18-0332			Ø 254,0	
2.0 Eng.Z20 (64kW)	-87		F		22-0490-0		Sum	Th 16,5	
	87-		F		22-0107-0		Sum	Th 17,0	
	12/82-11/88		R		53-0274		Ake	254,0x46	Hand Brake
	82-88		R		18-0332			Ø 254,0	
2.2 D Eng.SD23 (47kW)	81-82		R		18-0332			Ø 254,0	
2.3 D Eng.SD23 (50-51kW)	-87		F		22-0490-0		Sum	Th 16,5	
	87-		F		22-0107-0		Sum	Th 17,0	
	11/82-11/88		R		53-0274		Ake	254,0x46	Hand Brake
	82-88		R		18-0332			Ø 254,0	
<b>Urvan II (E24) 5/87-</b>									
2.0 Eng.Z20, S (64-66kW)	5/87-		R		53-0279		Ake	260,0x50	Hand Brake
	87-92		R		18-0052			Ø 260,0	
2.3 D Eng.TD23 (51kW)	1/88-		R		53-0279		Ake	260,0x50	Hand Brake
	88-		R		18-0052			Ø 260,0	
2.4 i Eng.Z24i (72-74-79kW)	5/89-		F		22-0107-0		Sum	Th 17,0	
	89-92		R		18-0052			Ø 260,0	
2.5 D Eng.TD25 (59kW)	12/88-		F		22-0107-0		Sum	Th 17,0	
	12/88-		R		53-0279		Ake	260,0x50	Hand Brake
	12/88-		R		53-0277		Sum	228,6x40	Hand Brake
	88-92		R		18-0052			Ø 260,0	
2.7 TD (92kW)	10/95-8/00		R		53-0279		Ake	260,0x50	Hand Brake
<b>Vanette I (C12) 1/83-12/87</b>									
1.5 (49kW)	7/81-6/87		R		53-0271		Ake	228,6x40	Hand Brake
1.5 (60kW)	3/83-11/86		R		53-0271		Ake	228,6x40	Hand Brake
1.5 Eng.A15 (51kW)	1/83-12/87		F		22-0245-1		Ake	Th 14,5	
	83-86		F		23-0252			Ø 250,0 Th 18,0-16,0	Vent.
	86-87		F		23-0253			Ø 250,0 Th 22,0-18,0	Vent.
	1/83-12/87		R		53-0271		Ake	228,6x40	Hand Brake
	83-87		R		18-0328			Ø 228,5	
2.0 D Eng.LD20 (43-47-49kW)	1/83-12/87		F		22-0245-1		Ake	Th 14,5	
	83-86		F		23-0252			Ø 250,0 Th 18,0-16,0	Vent.
	86-87		F		23-0253			Ø 250,0 Th 22,0-18,0	Vent.
	1/83-12/87		R		53-0271		Ake	228,6x40	Hand Brake
	83-87		R		18-0328			Ø 228,5	
<b>Vanette II (C22) 10/86-12/95</b>									
1.5 Eng.A15S (51kW)	10/86-12/95		F		22-0066-0		Ake	Th 17,0	
	10/86-12/95		F		22-0066-1		Ake	Th 17,0	
	86-95		F		23-0253			Ø 250,0 Th 22,0-18,0	Vent.
	10/86-12/95		R		53-0277		Sum	228,6x40	Hand Brake
	86-95		R		18-0052			Ø 260,0	
	88-		R		18-0329			Ø 228,5	
2.0 Eng.Z20S (66kW)	1/89-12/90		R		53-0277		Sum	228,6x40	Hand Brake
2.0 D Eng.LD20 (47-49kW)	10/86-12/95		F		22-0066-1		Ake	Th 17,0	
	10/86-12/95		F		22-0107-1		Sum	Th 17,0	
	86-95		F		23-0253			Ø 250,0 Th 22,0-18,0	Vent.
	10/86-12/95		R		53-0279		Ake	260,0x50	Made in Japan, Hand Brake
	86-95		R		18-0329			Ø 228,5	
	86-95		R		18-0052			Ø 260,0	
2.4 i Eng.Z24i (74-77kW)	10/86-12/95		F		22-0066-1		Ake	Th 17,0	
	10/86-12/95		F		22-0107-1		Sum	Th 17,0	
	86-93		R		18-0052			Ø 260,0	
<b>Vanette III Cargo (HC23) 1/95-</b>									
1.6 Eng.GA16DE (71-72-75kW)	1/95-		F		22-0198-0		Gir	Th 15,5	
	95-		F		23-0449			Ø 257,0 Th 26,0-24,0	Vent.
	1/95-		R		53-0287		Luc	254,0x57	Hand Brake
	95-		R		18-0336			Ø 254,0	
2.0 D Eng.LD20 (49kW)	1/95-		F		22-0198-0		Gir	Th 15,5	
	95-		F		23-0449			Ø 257,0 Th 26,0-24,0	Vent.
	95-		R		18-0336			Ø 254,0	
2.3 D Eng.LD23 (55kW)	1/95-		F		22-0198-0		Gir	Th 15,5	
	95-		F		23-0449			Ø 257,0 Th 26,0-24,0	Vent.
	1/95-		R		53-0287		Luc	254,0x57	Hand Brake
	95-		R		18-0336			Ø 254,0	

































		Spare Parts	F/R	L/R	METELLI ref.	METELLI ref. w/KIT		DIMENSIONS mm.	NOTE
---	---	-------------	-----	-----	--------------	--------------------	---	----------------	------




**NSU**

<b>Prinz 8/61-3/74</b>									
1.0 (29kW)	9/69-3/74		F		22-0002-1		Ate	Th 15,0	
1.2 (48kW)	9/69-3/74		F		22-0002-1		Ate	Th 15,0	
<b>RO 80 10/67-7/77</b>									
1.0 Eng.KKM (85kW)	10/67-7/77			R	53-0011	53-0011K	Ate	160,0x25	Hand Brake






























































**OPEL / VAUXHALL**

<b>Admiral B 3/69-1/78</b>									
2.8 Eng.28E (118-121kW)	3/69-1/78		F		22-0078-1		Ate	Th 15,0	
	3/69-1/78		R		22-0003-0		Ate	Th 15,0	
	3/69-1/78			R		53-0302K	Ate	Th 15,0	
	3/69-1/78		R		53-0302		Ate	160,0x25	Hand Brake
2.8 Eng.28H (103-107kW)	3/69-7/76		F		22-0078-1		Ate	Th 15,0	
	3/69-7/76		R		22-0003-0		Ate	Th 15,0	
	3/69-7/76			R		53-0302K	Ate	Th 15,0	
	3/69-7/76		R		53-0302		Ate	160,0x25	Hand Brake
2.8 Eng.28S (95-97kW)	3/69-1/78		F		22-0078-1		Ate	Th 15,0	
	3/69-1/78		R		22-0003-0		Ate	Th 15,0	
	3/69-1/78			R		53-0302K	Ate	Th 15,0	
	3/69-1/78		R		53-0302		Ate	160,0x25	Hand Brake







































<b>Agila A 9/00-12/07</b>										
1.0 12v Eng.Z10XE (43kW)	-03		F		22-0339-0		Bosch	Th 16,0		
	03-		F		22-0339-1		Bosch	Th 16,0		
	9/00-		F		23-0603			Ø 247,0 Th 12,0-10,0	-ABS	
	9/00-		F		23-0839			Ø 253,0 Th 17,0-15,0	Ch 3G002368-, Vent., +ABS	
	9/00-12/07			R	53-0314		GM	180,0x26		
	9/00-		R		18-0370			Ø 180,0	+ABS	
	9/00-			R	18-0371			Ø 180,0	-ABS	
	00-			R	51-0187		GM	Ø 15,87 180,0x26	-Ch 2G999999, LUC	
	-07		R		51-0207		Luc	Ø 15,87 200,0x29	Ch 3G0000001-, LUC	
	1.0 12v Eng.Z10XEP (44kW)	03-		F		22-0339-1		Bosch	Th 16,0	
03-			F		23-0603			Ø 247,0 Th 12,0-10,0	-ABS	
03-			F		23-0839			Ø 253,0 Th 17,0-15,0	Ch 3G002368-, Vent., +ABS	
8/03-12/07				R	53-0318			200,0x29		
03-07				R	51-0207		Luc	Ø 15,87 200,0x29	LUC	
1.2 16v Eng.Z12XE (55kW)		-03		F		22-0339-0		Bosch	Th 16,0	
	03-		F		22-0339-1		Bosch	Th 16,0		
	9/00-		F		23-0603			Ø 247,0 Th 12,0-10,0	-ABS	
	9/00-		F		23-0839			Ø 253,0 Th 17,0-15,0	Ch 3G002368-, Vent., +ABS	
	9/00-12/07			R	53-0318			200,0x29		
	9/00-12/07		R		53-0314		GM	180,0x26		
	9/00-			R	18-0370			Ø 180,0	+ABS	
	9/00-		R		18-0371			Ø 180,0	-ABS	
	00-			R	51-0187		GM	Ø 15,87 180,0x26	-Ch 2G999999, LUC	
	-07		R		51-0207		Luc	Ø 15,87 200,0x29	Ch 3G0000001-, LUC	
1.2 16v Twinport Eng.Z12XEP (59kW)	04-		F		22-0339-1		Bosch	Th 16,0		
	04-		F		23-0603			Ø 247,0 Th 12,0-10,0	Ch -3G002367, -ABS	
	04-		F		23-0839			Ø 253,0 Th 17,0-15,0	Ch 3G002368-, Vent., +ABS	
	7/04-12/07			R	53-0318			200,0x29		
	7/04-12/07		R		53-0314		GM	180,0x26		
	04-			R	18-0370			Ø 180,0	+ABS	
	04-		R		18-0371			Ø 180,0	-ABS	
	04-			R	51-0207		Luc	Ø 15,87 200,0x29	LUC	
	1.3 CDTi 16v Eng.Z13DT (51kW)	03-		F		22-0339-1		Bosch	Th 16,0	
		8/03-		F		23-0603			Ø 247,0 Th 12,0-10,0	-ABS
03-			F		23-0839			Ø 253,0 Th 17,0-15,0	Ch 3G002368-, Vent., +ABS	
8/03-12/07				R	53-0318			200,0x29		
8/03-				R	18-0370			Ø 180,0	+ABS	
8/03-			R		18-0371			Ø 180,0	-ABS	
03-			R	51-0207		Luc	Ø 15,87 200,0x29	LUC		

<b>Agila B 1/08-</b>									
1.0 12v Eng.K10B (48kW)	08-		F		22-0485-1		Gir	Th 16,5	
	08-		F		23-0908			Ø 252,0 Th 20,0-18,0	Vent.
	1/08-			R	53-0438		Bosch	200,0x32	Hand Brake

		Spare Parts	F/R	L/R	METELLI ref.	METELLI ref. w/KIT		DIMENSIONS mm.	NOTE
1.2 16v Eng.K12B (63kW)	08-		F		22-0485-1		Gir	Th 16,5	
	08-		F		23-0908			Ø 252,0 Th 20,0-18,0	Vent.
	1/08-		R		53-0438		Bosch	200,0x32	Hand Brake
1.3 CDTi 16v Eng.Z13DTJ (55kW)	08-		F		22-0485-1		Gir	Th 16,5	
	08-		F		23-0908			Ø 252,0 Th 20,0-18,0	Vent.
	1/08-		R		53-0438		Bosch	200,0x32	Hand Brake
<b>Antara (L07) 5/06-</b>									
2.0 CDTi Eng.Z20DM (93kW)	3/07-		F		22-0778-0		Ake	Th 17,0	
	3/07-		R		22-0779-0		Ake	Th 15,5	
	07-		F		23-0894			Ø 296,0 Th 29,0-27,4	Vent.
	07-		R		23-0893			Ø 303,0 Th 20,0-18,4	Vent.
	3/07-		R		53-0317	53-0317K		180,0x26	Hand Brake
2.0 CDTi Eng.Z20DMH (110kW)	5/06-		F		22-0778-0		Ake	Th 17,0	
	5/06-		R		22-0779-0		Ake	Th 15,5	
	06-		F		23-0894			Ø 296,0 Th 29,0-27,4	Vent.
	06-		R		23-0893			Ø 303,0 Th 20,0-18,4	Vent.
	5/06-		R		53-0317	53-0317K		180,0x26	Hand Brake
2.4 16v Eng.Z24XED (104kW)	5/06-		F		22-0778-0		Ake	Th 17,0	
	5/06-		R		22-0779-0		Ake	Th 15,5	
	06-		F		23-0894			Ø 296,0 Th 29,0-27,4	Vent.
	06-		R		23-0893			Ø 303,0 Th 20,0-18,4	Vent.
	5/06-		R		53-0317	53-0317K		180,0x26	Hand Brake
3.2 V6 Eng.10HM (167kW)	5/06-		F		22-0778-0		Ake	Th 17,0	
	5/06-		R		22-0779-0		Ake	Th 15,5	
	06-		F		23-0894			Ø 296,0 Th 29,0-27,4	Vent.
	06-		R		23-0893			Ø 303,0 Th 20,0-18,4	Vent.
	5/06-		R		53-0317	53-0317K		180,0x26	Hand Brake
3.2 V6 Eng.Z32SEE (165kW)	5/06-		F		22-0778-0		Ake	Th 17,0	
	5/06-		R		22-0779-0		Ake	Th 15,5	
	06-		F		23-0894			Ø 296,0 Th 29,0-27,4	Vent.
	06-		R		23-0893			Ø 303,0 Th 20,0-18,4	Vent.
	5/06-		R		53-0317	53-0317K		180,0x26	Hand Brake
<b>Ascona A 10/70-8/75</b>									
1.2 Eng.12S (44kW)	4/72-8/75		F		22-0003-0		Ate	Th 15,0	
	72-		F		23-0021			Ø 237,5 Th 11,0-10,0	Ch -C51015124
	-75		F		23-0022			Ø 245,5 Th 12,5-11,7	Ch C51015125-
	72-75		R		18-0300			Ø 200,0	
1.6 Eng.16N (50kW)	10/70-8/75		F		22-0003-0		Ate	Th 15,0	
	70-		F		23-0021			Ø 237,5 Th 11,0-10,0	Ch -C51015124
	-75		F		23-0022			Ø 245,5 Th 12,5-11,7	Ch C51015125-
	10/70-8/75		R		53-0301		GM	230,0x51	Hand Brake
1.6 S Eng.16S (55-59kW)	10/70-8/75		F		22-0003-0		Ate	Th 15,0	
	70-		F		23-0021			Ø 237,5 Th 11,0-10,0	Ch -C51015124
	-75		F		23-0022			Ø 245,5 Th 12,5-11,7	Ch C51015125-
	10/70-8/75		R		53-0301		GM	230,0x51	Hand Brake
	-75		R		18-0300			Ø 200,0	Ch 9662825-
8/70-		R		18-0302			Ø 230,0	Ch -9662824	
1.9 Eng.19S (65-66kW)	3/71-8/75		F		22-0003-0		Ate	Th 15,0	
	71-		F		23-0021			Ø 237,5 Th 11,0-10,0	Ch -C51015124
	-75		F		23-0022			Ø 245,5 Th 12,5-11,7	Ch C51015125-
	3/71-8/75		R		53-0301		GM	230,0x51	Hand Brake
	71-		R		18-0302			Ø 230,0	Ch -9662824
-75		R		18-0300			Ø 200,0	Ch 9662825-	
<b>Ascona B / Cavalier I 9/75-8/81</b>									
1.2 Eng.12N (40kW)	-78		F		22-0013-1		Ate	Th 16,5	
	78-		F		22-0044-0	22-0044-2K	GM	Th 15,0	
	76-79		F		23-0022			Ø 245,5 Th 12,5-11,7	
	76-79		R		18-0300			Ø 200,0	
	76-79		R		18-0302			Ø 230,0	Exc. Mod. L
1.2 Eng.12S (44kW)	-78		F		22-0013-1		Ate	Th 16,5	
	78-		F		22-0044-0	22-0044-2K	GM	Th 15,0	
	75-79		F		23-0022			Ø 245,5 Th 12,5-11,7	
	75-79		R		18-0300			Ø 200,0	
1.3 Eng.13N (44kW)	79-		F		22-0044-0	22-0044-2K	GM	Th 15,0	
	79-83		F		23-0022			Ø 245,5 Th 12,5-11,7	
	79-81		R		18-0300			Ø 200,0	
	79-81		R		18-0302			Ø 230,0	Mod. S



















































		Spare Parts	F/R	L/R	METELLI ref.	METELLI ref. w/KIT		DIMENSIONS mm.	NOTE
1.3 Eng.13S (55kW)	79-		F		22-0044-0	22-0044-2K	GM	Th 15,0	
	79-81		F		23-0022			Ø 245,5 Th 12,5-11,7	
	79-81		R		18-0300			Ø 200,0	
	79-81		R		18-0302			Ø 230,0	Mod. S
1.6 Eng.16N (44kW)	-78		F		22-0013-1		Ate	Th 16,5	
	78-		F		22-0044-0	22-0044-2K	GM	Th 15,0	
	75-81		F		23-0022			Ø 245,5 Th 12,5-11,7	
	9/75-8/81		R		53-0301		GM	230,0x51	Hand Brake
	75-81		R		18-0300			Ø 200,0	M/T
	75-81		R		18-0302			Ø 230,0	A/T
1.6 Eng.16S (55kW)	-78		F		22-0013-1		Ate	Th 16,5	
	78-		F		22-0044-0	22-0044-2K	GM	Th 15,0	
	75-81		F		23-0022			Ø 245,5 Th 12,5-11,7	
	9/75-8/81		R		53-0301		GM	230,0x51	Hand Brake
	75-81		R		18-0300			Ø 200,0	M/T
	75-81		R		18-0302			Ø 230,0	A/T
1.9 Eng.19N (55kW)	-78		F		22-0013-1		Ate	Th 16,5	
	78-		F		22-0044-0	22-0044-2K	GM	Th 15,0	
	76-81		F		23-0022			Ø 245,5 Th 12,5-11,7	
	8/76-8/81		R		53-0301		GM	230,0x51	Hand Brake
1.9 Eng.19S (66kW)	-78		F		22-0013-1		Ate	Th 16,5	
	78-		F		22-0044-0	22-0044-2K	GM	Th 15,0	
	75-81		F		23-0022			Ø 245,5 Th 12,5-11,7	
	9/75-8/81		R		53-0301		GM	230,0x51	Hand Brake
	75-81		R		18-0302			Ø 230,0	
2.0 Eng.20E (81kW)	79-		F		22-0044-0	22-0044-2K	GM	Th 15,0	
	79-81		F		23-0022			Ø 245,5 Th 12,5-11,7	
	8/79-8/81		R		53-0301		GM	230,0x51	Hand Brake
	79-81		R		18-0302			Ø 230,0	
2.0 Eng.20N (66kW)	-78		F		22-0013-1		Ate	Th 16,5	
	78-		F		22-0044-0	22-0044-2K	GM	Th 15,0	
	77-81		F		23-0022			Ø 245,5 Th 12,5-11,7	
	8/77-8/81		R		53-0301		GM	230,0x51	Hand Brake
	77-81		R		18-0302			Ø 230,0	
2.0 Eng.20S (74kW)	-78		F		22-0013-1		Ate	Th 16,5	
	78-		F		22-0044-0	22-0044-2K	GM	Th 15,0	
	77-81		F		23-0022			Ø 245,5 Th 12,5-11,7	
	8/77-8/81		R		53-0301		GM	230,0x51	Hand Brake
	77-81		R		18-0302			Ø 230,0	
2.0 D Eng.20D (43kW)	-78		F		22-0013-1		Ate	Th 16,5	
	78-		F		22-0044-0	22-0044-2K	GM	Th 15,0	
	78-81		F		23-0022			Ø 245,5 Th 12,5-11,7	
	8/78-8/81		R		53-0301		GM	230,0x51	Hand Brake
	78-81		R		18-0302			Ø 230,0	
2.4 400 Eng.24E (106kW)	80-		F		22-0044-0	22-0044-2K	GM	Th 15,0	
<b>Ascona C / Cavalier II 9/81-8/88</b>									
1.3 Eng.13N (44kW)	9/81-8/86		F		22-0044-0	22-0044-2K	GM	Th 15,0	
	81-86		F		23-0080			Ø 236,0 Th 12,7-10,7	
	9/81-8/86		R		53-0304		GM	200,0x46	Hand Brake
	9/81-8/86		R		53-0305		Luc	200,0x45	Hand Brake
	81-86		R		18-0300			Ø 200,0	Exc. Estate
	81-86		R		51-0111		GM	Ø 17,46 200,0x46	Ch D1288028-G10001772, LUC
1.3 Eng.13S (55kW)	9/81-8/88		F		22-0044-0	22-0044-2K	GM	Th 15,0	
	81-88		F		23-0080			Ø 236,0 Th 12,7-10,7	
	9/81-8/88		R		53-0304		GM	200,0x46	Hand Brake
	9/81-8/88		R		53-0305		Luc	200,0x45	Hand Brake
	81-88		R		18-0300			Ø 200,0	
	81-88		R		51-0111		GM	Ø 17,46 200,0x46	Ch D1288028-G10001772, LUC
1.6 Eng.16N (51kW)	9/81-7/86		R		53-0304		GM	200,0x46	Hand Brake
	9/81-7/86		R		53-0305		Luc	200,0x45	Hand Brake
1.6 Eng.16N/ NZ (55kW)	9/86-8/88		F		22-0044-0	22-0044-2K	GM	Th 15,0	
	86-88		F		23-0080			Ø 236,0 Th 12,7-10,7	
	9/86-8/88		R		53-0304		GM	200,0x46	Hand Brake
	9/86-8/88		R		53-0305		Luc	200,0x45	Hand Brake
	86-88		R		18-0300			Ø 200,0	Exc. Estate
	86-88		R		51-0111		GM	Ø 17,46 200,0x46	Ch D1288028-G10001772, LUC

		Spare Parts	F/R	L/R	METELLI ref.	METELLI ref. w/KIT		DIMENSIONS mm.	NOTE	
1.6 Eng.16SH (66kW)	9/81-8/86		F		22-0044-0	22-0044-2K	GM	Th 15,0		
	81-86		F		23-0080			Ø 236,0 Th 12,7-10,7		
	9/81-8/86		R		53-0304		GM	200,0x46	Hand Brake	
	9/81-8/86		R		53-0305		Luc	200,0x45	Hand Brake	
	81-86		R		18-0300			Ø 200,0		
1.6 Eng.16SV (60kW)	9/86-8/88		F		22-0044-0	22-0044-2K	GM	Th 15,0		
	86-88		F		23-0080			Ø 236,0 Th 12,7-10,7		
	9/86-8/88		R		53-0304		GM	200,0x46	Hand Brake	
	9/86-8/88		R		53-0305		Luc	200,0x45	Hand Brake	
	86-88		R		18-0300			Ø 200,0		
1.6 D Eng.16D/ 16DA (40kW)	3/82-8/88		F		22-0044-0	22-0044-2K	GM	Th 15,0		
	82-88		F		23-0080			Ø 236,0 Th 12,7-10,7		
	3/82-8/88		R		53-0304		GM	200,0x46	Hand Brake	
	3/82-8/88		R		53-0305		Luc	200,0x45	Hand Brake	
	82-88		R		18-0300			Ø 200,0	Exc. Estate	
1.6 i, Kat Eng.C16LZ/ E16NZ (55kW)	9/86-8/88		F		22-0044-0	22-0044-2K	GM	Th 15,0		
	86-88		F		23-0080			Ø 236,0 Th 12,7-10,7		
	9/86-8/88		R		53-0304		GM	200,0x46	Hand Brake	
	9/86-8/88		R		53-0305		Luc	200,0x45	Hand Brake	
	86-88		R		18-0300			Ø 200,0	Exc. Estate	
1.8 Eng.18E (85kW)	9/82-8/86		F		22-0044-0	22-0044-2K	GM	Th 15,0		
	82-86		F		23-0096			Ø 236,0 Th 19,9-18,2	Vent.	
	9/82-8/86		R		53-0304		GM	200,0x46	Hand Brake	
	9/82-8/86		R		53-0305		Luc	200,0x45	Hand Brake	
	82-86		R		18-0300			Ø 200,0		
1.8 Eng.18SE (82kW)	1/86-12/88		R		53-0305		Luc	200,0x45	Hand Brake	
	1.8 Eng.E18NV (62kW)	9/87-8/88		F		22-0044-0	22-0044-2K	GM	Th 15,0	
		87-88		F		23-0096			Ø 236,0 Th 19,9-18,2	Vent.
		9/87-8/88		R		53-0304		GM	200,0x46	Hand Brake
		9/87-8/88		R		53-0305		Luc	200,0x45	Hand Brake
87-88			R		18-0300			Ø 200,0	Exc. Estate	
1.8 i Eng.C18NE/ S18NV (74kW)	-8/86		F		22-0044-0	22-0044-2K	GM	Th 15,0		
	-86		F		23-0096			Ø 236,0 Th 19,9-18,2	Vent.	
	9/81-8/86		R		53-0304		GM	200,0x46	Hand Brake	
	9/81-8/86		R		53-0305		Luc	200,0x45	Hand Brake	
	-86		R		18-0300			Ø 200,0	Exc. Estate	
2.0 i Eng.C20NEF (74kW)	8/87-8/88		F		22-0044-0	22-0044-2K	GM	Th 15,0		
	87-88		F		23-0096			Ø 236,0 Th 19,9-18,2	Vent.	
	8/87-8/88		R		53-0305		Luc	200,0x45	Hand Brake	
	87-88		R		18-0300			Ø 200,0		
	87-88		R		51-0111		GM	Ø 17,46 200,0x46	Ch D1288028-G10001772, LUC	
2.0 i GT Eng.20SEH (95kW)	3/87-8/88		F		22-0044-0	22-0044-2K	GM	Th 15,0		
	87-88		F		23-0166			Ø 256,0 Th 24,0-21,0	Vent.	
	3/87-8/88		R		53-0305		Luc	200,0x45	Hand Brake	
	87-88		R		18-0300			Ø 200,0		
2.0 i, Kat Eng.20NE/ C20NE (85kW)	9/86-8/88		F		22-0044-0	22-0044-2K	GM	Th 15,0		
	86-88		F		23-0096			Ø 236,0 Th 19,9-18,2	Vent.	
	9/86-8/88		R		53-0305		Luc	200,0x45	Hand Brake	
	86-88		R		18-0300			Ø 200,0		
86-88		R		51-0111		GM	Ø 17,46 200,0x46	Ch D1288028-G10001772, LUC		
<b>Astra D, SW 9/79-8/91</b>										
1.0 Eng.10S (29-38kW)	81-86		R		18-0300			Ø 200,0	M/T	
	81-86		R		18-0302			Ø 230,0	A/T	
1.2 Eng.12S (40-44kW)	82-84		F		23-0071			Ø 236,0 Th 10,0-7,0		
	82-84		R		18-0300			Ø 200,0	M/T	
1.3 Eng.13S (55kW)	79-84		F		23-0071			Ø 236,0 Th 10,0-7,0		
	79-84		R		18-0300			Ø 200,0	M/T	
1.6 Eng.16SH (66kW)	81-86		F		23-0080			Ø 236,0 Th 12,7-10,7		
	-84		R		18-0302			Ø 230,0	Ch E2501708-	
















































		Spare Parts	F/R	L/R	METELLI ref.	METELLI ref. w/KIT		DIMENSIONS mm.	NOTE
1.6 D Eng.16DA (40kW)	82-86		F		23-0080			Ø 236,0 Th 12,7-10,7	
	-84		R		18-0302			Ø 230,0	Ch E2501708-
1.8 GTE Eng.18E/ 18SE (82-85kW)	83-86		F		23-0096			Ø 236,0 Th 19,9-18,2	Vent.
	83-86		R		18-0300			Ø 200,0	
<b>Astra F Classic, SW 1/98-3/04</b>									
1.4 i Eng.X14NZ/ C/ SZ (44kW)	1/98-		F		22-0077-0	22-0077-0K	Ate	Th 17,0	
	98-		F		23-0080			Ø 236,0 Th 12,7-10,7	
	98-		R		18-0299			Ø 200,0	HDB
1.6 16v Eng.X16XEL/ Z16XE (74kW)	1/98-		F		22-0077-0	22-0077-0K	Ate	Th 17,0	
	98-		F		23-0166			Ø 256,0 Th 24,0-21,0	Vent.
	98-		R		18-0299			Ø 200,0	HDB
1.6 i 16v Eng.X16SZR (55kW)	1/98-		F		22-0077-0	22-0077-0K	Ate	Th 17,0	
	98-		F		23-0490			Ø 256,0 Th 23,8-21,0	Vent., +ABS
	98-		F		23-0514			Ø 280,0 Th 24,9-22,0	Vent., +ABS
	98-		R		18-0300			Ø 200,0	
<b>Astra F, SW 9/91-9/98</b>									
1.4 , Cabrio Eng.14SE (60kW)	9/92-1/98			R	53-0308		Luc	200,0x29	Ch -SP999999, Hand Brake
	9/92-1/98			R	53-0309		Luc	200,0x45	Ch -SP999999, SW, Hand Brake
	9/92-1/98			R	53-0309		Luc	200,0x45	Ch T2500001-, Hand Brake
	9/92-1/98			R	53-0311		Luc	230,0x42	Ch T2500001-, SW, Hand Brake
1.4 i Eng.C14NZ (44kW)	9/91-9/98		F		22-0077-0	22-0077-0K	Ate	Th 17,0	
	91-97		F		23-0080			Ø 236,0 Th 12,7-10,7	
	9/91-9/98			R	53-0308		Luc	200,0x29	Ch -SP999999, Hand Brake
	9/91-9/98			R	53-0309		Luc	200,0x45	Ch -SP999999, SW, Hand Brake
	9/91-9/98			R	53-0309		Luc	200,0x45	Ch T2500001-, Hand Brake
	9/91-9/98			R	53-0311		Luc	230,0x42	Ch T2500001-, SW, Hand Brake
	91-96			R	18-0300			Ø 200,0	
	96-98			R	18-0299			Ø 200,0	HDB
				R	51-0081		GM	Ø 19,05 200,0x28	Ch R000001-, LUC
				R	51-0141		GM	Ø 19,05 230,0x42	Ch T2500001-, LUC, SW
	91-			R	51-0079		Del	Ø 19,05 200,0x45	LUC
	91-			R	51-0123		GM	Ø 17,46 200,0x29	Ch -R2500000, LUC
1.4 i 16v, Cabrio Eng.X14XE (66kW)	2/96-9/98		F		22-0077-0	22-0077-0K	Ate	Th 17,0	
	2/96-9/98		F		22-0208-0	22-0208-1K	Ate	Th 18,0	FR
	96-98		F		23-0080			Ø 236,0 Th 12,7-10,7	M/T
	96-98		F		23-0096			Ø 236,0 Th 19,9-18,2	Vent., A/T
	96-98		F		23-0166			Ø 256,0 Th 24,0-21,0	Vent., M/T
	2/96-9/98			R	53-0308		Luc	200,0x29	Ch -SP999999, Hand Brake
	2/96-9/98			R	53-0309		Luc	200,0x45	Ch -SP999999, SW, Hand Brake
	2/96-9/98			R	53-0309		Luc	200,0x45	Ch T2500001-, Hand Brake
	2/96-9/98			R	53-0311		Luc	230,0x42	Ch T2500001-, SW, Hand Brake
	96-98			R	18-0305			Ø 230,0	
	96-			R	51-0123		GM	Ø 17,46 200,0x29	Ch -R2500000, LUC
	96-			R	51-0124		GM	Ø 17,46 200,0x46	Ch -R2500000, LUC
	-98			R	51-0141		GM	Ø 19,05 230,0x42	Ch T2500001-, LUC, SW
1.4 S Eng.14NV (53-55kW)	9/91-9/93		F		22-0077-0	22-0077-0K	Ate	Th 17,0	
	91-93		F		23-0080			Ø 236,0 Th 12,7-10,7	
	9/91-9/93			R	53-0308		Luc	200,0x29	Ch -SP999999, Hand Brake
	9/91-9/93			R	53-0309		Luc	200,0x45	Ch -SP999999, SW, Hand Brake
	9/91-9/93			R	53-0309		Luc	200,0x45	Ch T2500001-, M/T+A/T, Hand Brake
	9/91-9/93			R	53-0311		Luc	230,0x42	Ch T2500001-, SW, Hand Brake
	91-93			R	18-0300			Ø 200,0	
				R	51-0079		Del	Ø 19,05 200,0x45	Ch -R2500000, LUC
				R	51-0081		GM	Ø 19,05 200,0x28	Ch R000001-, LUC
1.4 Si, Cabrio Eng.C14SE (60kW)	3/92-9/98		F		22-0077-0	22-0077-0K	Ate	Th 17,0	
	92-98		F		23-0080			Ø 236,0 Th 12,7-10,7	M/T
	92-98		F		23-0096			Ø 236,0 Th 19,9-18,2	Vent., A/T
	92-98		F		23-0166			Ø 256,0 Th 24,0-21,0	Vent., M/T
	3/92-9/98			R	53-0308		Luc	200,0x29	Ch -SP999999, Hand Brake
	3/92-9/98			R	53-0309		Luc	200,0x45	Ch -SP999999, SW, Hand Brake
	3/92-9/98			R	53-0309		Luc	200,0x45	Ch T2500001-, Hand Brake
	3/92-9/98			R	53-0311		Luc	230,0x42	Ch T2500001-, SW, Hand Brake
	92-96			R	18-0300			Ø 200,0	
	96-98			R	18-0299			Ø 200,0	HDB
				R	51-0081		GM	Ø 19,05 200,0x28	Ch R000001-, LUC
				R	51-0141		GM	Ø 19,05 230,0x42	Ch T2500001-, LUC, SW
	92-			R	51-0079		Del	Ø 19,05 200,0x45	LUC



		Spare Parts	F/R	L/R	METELLI ref.	METELLI ref. w/KIT		DIMENSIONS mm.	NOTE
1.4 Si, Cabrio Eng.C14SE (60kW)	92-		R		51-0123		GM	Ø 17,46 200,0x29	Ch -R2500000, LUC
			R		51-0124		GM	Ø 17,46 200,0x46	Ch -R2500000, LUC
1.6 Eng.16NZR (55kW)	9/95-9/98		F		22-0077-0	22-0077-0K	Ate	Th 17,0	
	95-98		F		23-0096			Ø 236,0 Th 19,9-18,2	Vent., SW Mod. 51/52/55, M/T+A/T
	92-94		F		23-0080			Ø 236,0 Th 12,7-10,7	Exc. Bulgaria/Romania/Indonesia, Berlina Mod. 53/56/57/58/59, M/T
	9/95-9/98		R		53-0308		Luc	200,0x29	Ch -SP999999, Hand Brake
	9/95-9/98		R		53-0309		Luc	200,0x45	Ch -SP999999, SW, Hand Brake
	9/95-9/98		R		53-0309		Luc	200,0x45	Ch T2500001-, Hand Brake
	9/95-9/98		R		53-0311		Luc	230,0x42	Ch T2500001-, SW, Hand Brake
	95-98		R		18-0300			Ø 200,0	Eng. LZ2
	95-98		R		18-0305			Ø 230,0	Eng. NZR, -ABS
	95-98		R		51-0123		GM	Ø 17,46 200,0x29	Ch -R2500000, LUC
	-98		R		51-0141		GM	Ø 19,05 230,0x42	Ch T2500001-, LUC, SW
	1.6 i Eng.16LZ2 (55kW)	9/95-9/98		F		22-0077-0	22-0077-0K	Ate	Th 17,0
95-98			F		23-0096			Ø 236,0 Th 19,9-18,2	Vent., SW Mod. 51/52/55, M/T+A/T
92-94			F		23-0080			Ø 236,0 Th 12,7-10,7	Exc. Bulgaria/Romania/Indonesia, Berlina Mod. 53/56/57/58/59, M/T
9/95-9/98			R		53-0308		Luc	200,0x29	Ch -SP999999, Hand Brake
9/95-9/98			R		53-0309		Luc	200,0x45	Ch -SP999999, SW, Hand Brake
9/95-9/98			R		53-0309		Luc	200,0x45	Ch T2500001-, Hand Brake
9/95-9/98			R		53-0311		Luc	230,0x42	Ch T2500001-, SW, Hand Brake
95-98			R		18-0300			Ø 200,0	Eng. LZ2
95-98			R		18-0305			Ø 230,0	Eng. NZR, -ABS
95-98			R		51-0123		GM	Ø 17,46 200,0x29	Ch -R2500000, LUC
-98			R		51-0141		GM	Ø 19,05 230,0x42	Ch T2500001-, LUC, SW
1.6 i Eng.C16NZ/ E16NZ (55kW)		3/92-8/94		F		22-0077-0	22-0077-0K	Ate	Th 17,0
	92-94		F		23-0096			Ø 236,0 Th 19,9-18,2	Vent., SW Mod. 51/52/55, M/T+A/T
	92-94		F		23-0080			Ø 236,0 Th 12,7-10,7	Exc. Bulgaria/Romania/Indonesia, Berlina Mod. 53/56/57/58/59, M/T
	3/92-8/94		R		53-0308		Luc	200,0x29	Ch -SP999999, Hand Brake
	3/92-8/94		R		53-0309		Luc	200,0x45	Ch -SP999999, SW, Hand Brake
	3/92-8/94		R		53-0309		Luc	200,0x45	Ch T2500001-, Hand Brake
	3/92-8/94		R		53-0311		Luc	230,0x42	Ch T2500001-, SW, Hand Brake
	92-94		R		18-0300			Ø 200,0	
	92-94		R		51-0123		GM	Ø 17,46 200,0x29	Ch -R2500000, LUC
	-94		R		51-0079		Del	Ø 19,05 200,0x45	Ch R000001-, LUC
	-94		R		51-0081		GM	Ø 19,05 200,0x28	Ch R000001-, LUC
	-94		R		51-0141		GM	Ø 19,05 230,0x42	Ch T2500001-, LUC, SW
1.6 i 16v Eng.X16XEL (74kW)	8/94-9/98		F		22-0077-0	22-0077-0K	Ate	Th 17,0	
	8/94-9/98		F		22-0208-0	22-0208-1K	Ate	Th 18,0	FR
	94-98		F		23-0166			Ø 256,0 Th 24,0-21,0	Vent.
	8/94-9/98		R		53-0309		Luc	200,0x45	Hand Brake
	94-96		R		18-0300			Ø 200,0	
	96-98		R		18-0299			Ø 200,0	HDB
	96-98		R		51-0079		Del	Ø 19,05 200,0x45	Ch R000001-, LUC
	96-98		R		51-0081		GM	Ø 19,05 200,0x28	Ch R000001-, LUC
96-98		R		51-0141		GM	Ø 19,05 230,0x42	Ch T2500001-, LUC, SW	
1.6 i, Cabrio Eng.X16SZ (52kW)	5/93-7/96		F		22-0077-0	22-0077-0K	Ate	Th 17,0	
	93-96		F		23-0096			Ø 236,0 Th 19,9-18,2	Vent., SW Mod. 51/52/55
	93-96		R		23-0080			Ø 236,0 Th 12,7-10,7	Berlina 53/56/57/58/59, M/T
	5/93-7/96		R		53-0308		Luc	200,0x29	Ch -SP999999, Hand Brake
	5/93-7/96		R		53-0309		Luc	200,0x45	Ch -SP999999, SW, Hand Brake
	5/93-7/96		R		53-0309		Luc	200,0x45	Ch T2500001-, Hand Brake
	5/93-7/96		R		53-0311		Luc	230,0x42	Ch T2500001-, SW, Hand Brake
	93-96		R		18-0300			Ø 200,0	
	93-96		R		51-0079		Del	Ø 19,05 200,0x45	Ch R000001-, LUC
	93-96		R		51-0081		GM	Ø 19,05 200,0x28	Ch R000001-, LUC
93-96		R		51-0141		GM	Ø 19,05 230,0x42	Ch T2500001-, LUC, SW	
93-96		R		51-0124		GM	Ø 17,46 200,0x46	Ch -R2500000, LUC	
1.6 i, Cabrio Eng.X16SZR (55kW)	8/96-9/98		F		22-0077-0	22-0077-0K	Ate	Th 17,0	
	96-98		F		23-0096			Ø 236,0 Th 19,9-18,2	Vent., SW Mod. 51/52/55
	92-94		F		23-0080			Ø 236,0 Th 12,7-10,7	Exc. Bulgaria/Romania/Indonesia, Berlina Mod. 53/56/57/58/59, M/T
	8/96-9/98		R		53-0308		Luc	200,0x29	Ch -SP999999, Hand Brake
	8/96-9/98		R		53-0309		Luc	200,0x45	Ch -SP999999, SW, Hand Brake
	8/96-9/98		R		53-0309		Luc	200,0x45	Ch T2500001-, Hand Brake






























		Spare Parts	F/R	L/R	METELLI ref.	METELLI ref. w/KIT		DIMENSIONS mm.	NOTE
1.6 i, Cabrio Eng.X16SZR (55kW)	8/96-9/98		R		53-0311		Luc	230,0x42	Ch T2500001-, SW, Hand Brake
	96-98		R		18-0300			Ø 200,0	A/T
	96-98		R		18-0299			Ø 200,0	M/T, HDB
	96-		R		51-0123		GM	Ø 17,46 200,0x29	Ch -R2500000, LUC
	96-		R		51-0124		GM	Ø 17,46 200,0x46	Ch -R2500000, LUC
	-98		R		51-0141		GM	Ø 19,05 230,0x42	Ch T2500001-, LUC, SW
1.6 Si Eng.C16SE (74kW)	5/92-12/94		F		22-0077-0	22-0077-0K	Ate	Th 17,0	
	5/92-12/94		F		22-0208-0	22-0208-1K	Ate	Th 18,0	FR
	92-94		F		23-0096			Ø 236,0 Th 19,9-18,2	Vent.
	5/92-12/94		R		53-0308		Luc	200,0x29	Ch -SP999999, Hand Brake
	5/92-12/94		R		53-0309		Luc	200,0x45	Ch -SP999999, SW, Hand Brake
	5/92-12/94		R		53-0309		Luc	200,0x45	Ch T2500001-, Hand Brake
	5/92-12/94		R		53-0311		Luc	230,0x42	Ch T2500001-, SW, Hand Brake
	92-94		R		18-0300			Ø 200,0	
			R		51-0141		GM	Ø 19,05 230,0x42	Ch T2500001-, LUC, SW
			R		51-0123		GM	Ø 17,46 200,0x29	Ch -R2500000, LUC
1.7 D Eng.17D (42kW)	3/92-9/92		F		22-0117-0	22-0117-1K	Ate	Th 18,0	
	3/92-9/92		F		23-0096			Ø 236,0 Th 19,9-18,2	Vent.
	3/92-9/92		F		23-0166			Ø 256,0 Th 24,0-21,0	Vent.
	3/92-9/92		R		53-0308		Luc	200,0x29	Ch -SP999999, Hand Brake
	3/92-9/92		R		53-0309		Luc	200,0x45	Ch -SP999999, SW, Hand Brake
	3/92-9/92		R		53-0309		Luc	200,0x45	Ch T2500001-, Hand Brake
	3/92-9/92		R		53-0311		Luc	230,0x42	Ch T2500001-, SW, Hand Brake
	3/92-9/92		R		18-0300			Ø 200,0	
			R		51-0081		GM	Ø 19,05 200,0x28	Ch R2500001-, LUC
			R		51-0141		GM	Ø 19,05 230,0x42	Ch T2500001-, LUC, SW
	91-		R		51-0123		GM	Ø 17,46 200,0x29	Ch -R2500000, LUC
	1.7 D Eng.17D/ DR (44kW)	7/92-9/98		F		22-0077-0	22-0077-0K	Ate	Th 17,0
-94			F		22-0117-0	22-0117-1K	Ate	Th 18,0	FR
94-			F		22-0208-0	22-0208-1K	Ate	Th 18,0	FR
92-98			F		23-0096			Ø 236,0 Th 19,9-18,2	Vent.
92-98			F		23-0166			Ø 256,0 Th 24,0-21,0	Vent.
7/92-9/98			R		53-0308		Luc	200,0x29	Ch -SP999999, Hand Brake
7/92-9/98			R		53-0309		Luc	200,0x45	Ch -SP999999, SW, Hand Brake
7/92-9/98			R		53-0309		Luc	200,0x45	Ch T2500001-, Hand Brake
7/92-9/98			R		53-0311		Luc	230,0x42	Ch T2500001-, SW, Hand Brake
92-96			R		18-0300			Ø 200,0	
96-98			R		18-0299			Ø 200,0	HDB
			R		51-0081		GM	Ø 19,05 200,0x28	Ch R000001-, LUC
			R		51-0141		GM	Ø 19,05 230,0x42	Ch T2500001-, LUC, SW
92-			R		51-0123		GM	Ø 17,46 200,0x29	Ch -R2500000, LUC
1.7 TD Eng.X17DTL (50kW)		11/94-9/98		F		22-0077-0	22-0077-0K	Ate	Th 17,0
	-94		F		22-0117-0	22-0117-1K	Ate	Th 18,0	FR
	94-		F		22-0208-0	22-0208-1K	Ate	Th 18,0	FR
	94-98		F		23-0096			Ø 236,0 Th 19,9-18,2	Vent.
	94-98		F		23-0166			Ø 256,0 Th 24,0-21,0	Vent.
	11/94-9/98		R		53-0309		Luc	200,0x45	Hand Brake
	11/94-9/98		R		53-0309		Luc	200,0x45	Ch -SP999999, SW, Hand Brake
	11/94-9/98		R		53-0311		Luc	230,0x42	Ch T2500001-, SW, Hand Brake
	94-96		R		18-0300			Ø 200,0	
	96-98		R		18-0299			Ø 200,0	HDB
			R		51-0141		GM	Ø 19,05 230,0x42	Ch T2500001-, LUC, SW
	94-		R		51-0124		GM	Ø 17,46 200,0x46	Ch -R2500000, LUC
	1.7 TDS Eng.17DT(TC4EE1)/ X17DT (60kW)	3/92-9/98		F		22-0077-0	22-0077-0K	Ate	Th 17,0
-94			F		22-0117-0	22-0117-1K	Ate	Th 18,0	FR
94-			F		22-0208-0	22-0208-1K	Ate	Th 18,0	FR
92-98			F		23-0096			Ø 236,0 Th 19,9-18,2	Vent.
92-98			F		23-0166			Ø 256,0 Th 24,0-21,0	Vent.
3/92-9/98			R		53-0309		Luc	200,0x45	Hand Brake
3/92-9/98			R		53-0309		Luc	200,0x45	Ch -SP999999, SW, Hand Brake
3/92-9/98			R		53-0311		Luc	230,0x42	Ch T2500001-, SW, Hand Brake
92-96			R		18-0300			Ø 200,0	
96-98			R		18-0299			Ø 200,0	HDB
			R		51-0079		Del	Ø 19,05 200,0x45	Ch R000001-, LUC
92-			R		51-0141		GM	Ø 19,05 230,0x42	Ch T2500001-, LUC, SW
		R		51-0124		GM	Ø 17,46 200,0x46	Ch -R2500000, LUC	
1.8 i Eng.C18NZ (66kW)	3/92-9/98		F		22-0077-0	22-0077-0K	Ate	Th 17,0	
	92-98		F		23-0284			Ø 256,0 Th 19,8-17,0	Vent.

		Spare Parts	F/R	L/R	METELLI ref.	METELLI ref. w/KIT		DIMENSIONS mm.	NOTE
1.8 i Eng.C18NZ (66kW)	3/92-9/98		R		53-0309		Luc	200,0x45	Hand Brake
	3/92-9/98		R		53-0309		Luc	200,0x45	Ch -SP999999, SW, Hand Brake
	3/92-9/98		R		53-0311		Luc	230,0x42	Ch T2500001-, SW, Hand Brake
	92-96		R		18-0300			Ø 200,0	
	96-98		R		18-0299			Ø 200,0	
	92-		R		51-0141		GM	Ø 19,05 230,0x42	Ch T2500001-, LUC, SW
	92-98		R		51-0124		GM	Ø 17,46 200,0x46	Ch -R2500000, LUC
1.8 i 16v, Cabrio Eng.C18XE (92kW)	6/93-10/94		F		22-0117-0	22-0117-1K	Ate	Th 18,0	
	6/93-10/94		R		22-0141-0		Ate	Th 15,5	
	93-94		F		23-0166			Ø 256,0 Th 24,0-21,0	Vent.
	93-94		R		23-0350			Ø 260,0 Th 10,0-8,0	
	93-94		R			53-0302K		Ø 260,0 Th 10,0-8,0	
	6/93-10/94		R		53-0302		Ate	160,0x25	Hand Brake
	1.8 i 16v, Cabrio Eng.C18XEL/ X18XE (85kW)	11/94-9/98		F		22-0208-0	22-0208-1K	Ate	Th 18,0
11/94-9/98			R		22-0141-0		Ate	Th 15,5	
94-98			F		23-0166			Ø 256,0 Th 24,0-21,0	Vent.
94-98			R		23-0350			Ø 260,0 Th 10,0-8,0	+ABS
94-98			R			53-0302K		Ø 260,0 Th 10,0-8,0	+ABS
11/94-9/98			R		53-0302		Ate	160,0x25	Hand Brake
1.8. Cabrio Eng.18SE (85kW)		11/91-7/93		R		53-0309		Luc	200,0x45
	11/91-7/93		R		53-0309		Luc	200,0x45	Ch -SP999999, SW, Hand Brake
	11/91-7/93		R		53-0311		Luc	230,0x42	Ch T2500001-, SW, Hand Brake
2.0 16v SW Eng.C20XE (110kW)	-94		F		22-0117-0	22-0117-1K	Ate	Th 18,0	
	94-		F		22-0208-0	22-0208-1K	Ate	Th 18,0	FR
	1/92-9/98		R		22-0141-0		Ate	Th 15,5	
	92-98		F		23-0166			Ø 256,0 Th 24,0-21,0	Vent.
	92-98		F			53-0302K		Ø 256,0 Th 24,0-21,0	Vent.
	1/92-9/98		R		53-0302		Ate	160,0x25	Hand Brake
	2.0 i 16v Eng.X20XE (100kW)	2/95-9/98		F		22-0208-0	22-0208-1K	Ate	Th 18,0
2/95-9/98			R		22-0141-0		Ate	Th 15,5	
95-98			F		23-0166			Ø 256,0 Th 24,0-21,0	Vent.
95-98			R		23-0350			Ø 260,0 Th 10,0-8,0	
95-98			R			53-0302K		Ø 260,0 Th 10,0-8,0	
2/95-9/98			R		53-0302		Ate	160,0x25	Hand Brake
2.0 i, Cabrio Eng.C20NE (85kW)		-94		F		22-0117-0	22-0117-1K	Ate	Th 18,0
	94-		F		22-0208-0	22-0208-1K	Ate	Th 18,0	FR
	3/92-9/98		R		22-0141-0		Ate	Th 15,5	
	92-98		F		23-0166			Ø 256,0 Th 24,0-21,0	Vent.
	3/92-9/98		R		53-0309		Luc	200,0x45	Hand Brake
	92-96		R		18-0300			Ø 200,0	
	96-98		R		18-0299			Ø 200,0	
	92-		R		51-0141		GM	Ø 19,05 230,0x42	Ch T2500001-, LUC, SW
	92-		R		51-0124		GM	Ø 17,46 200,0x46	Ch -R2500000, LUC
	92-98		R		51-0079		Del	Ø 19,05 200,0x45	LUC
<b>Astra G, SW 9/98-3/04</b>									
1.2 16v Eng.Z12XE (55kW)	9/00-3/04		F		22-0257-0		Ate	Th 17,0	
	9/00-3/04		R		22-0542-0		Gir	Th 15,0	+ABS
	00-04		F		23-0627			Ø 256,0 Th 11,0-8,0	-ABS
	00-04		F		23-0490			Ø 256,0 Th 23,8-21,0	Vent., +ABS
	00-04		R		23-0488			Ø 240,0 Th 10,0-8,0	+ABS
	9/00-3/04		R		53-0311		Luc	230,0x42	Hand Brake
	00-04		R		18-0300			Ø 200,0	Berlina
	00-04		R		18-0305			Ø 230,0	SW
	00-		R		51-0141		GM	Ø 19,05 230,0x42	Ch -18999999, LUC
	00-		R		51-0176		Luc	Ø 19,05 230,0x42	Ch 22000001-, LUC, SW
1.2 i 16v Eng.X12XE (48kW)	9/98-9/00		F		22-0257-0		Ate	Th 17,0	
	98-00		F		23-0627			Ø 256,0 Th 11,0-8,0	-ABS
	98-00		F		23-0490			Ø 256,0 Th 23,8-21,0	Vent., +ABS
	98-00		R		23-0488			Ø 240,0 Th 10,0-8,0	+ABS
	9/98-9/00		R		53-0311		Luc	230,0x42	Hand Brake
	98-00		R		18-0300			Ø 200,0	Berlina
	98-00		R		18-0305			Ø 230,0	SW
	98-		R		51-0141		GM	Ø 19,05 230,0x42	Ch -18999999, LUC
98-		R		51-0176		Luc	Ø 19,05 230,0x42	Ch 22000001-, LUC, SW	
1.4 Eng.Z14XEP (66kW)	03-04		F		22-0257-0		Ate	Th 17,0	
	03-04		R		22-0542-0		Gir	Th 15,0	+ABS









































		Spare Parts	F/R	L/R	METELLI ref.	METELLI ref. w/KIT		DIMENSIONS mm.	NOTE
1.4 Eng.Z14XEP (66kW)	03-04		F		23-0490			Ø 256,0 Th 23,8-21,0	Vent.
	03-04		R		23-0488			Ø 240,0 Th 10,0-8,0	
1.4 i 16v Eng.X14XE/ Z14XE (66kW)	9/98-3/04		F		22-0257-0		Ate	Th 17,0	
	9/98-3/04		R		22-0542-0		Gir	Th 15,0	+ABS
	98-04		F		23-0490			Ø 256,0 Th 23,8-21,0	Vent.
	98-04		R		23-0488			Ø 240,0 Th 10,0-8,0	+ABS
	9/98-3/04		R		53-0311		Luc	230,0x42	Hand Brake
	98-04		R		18-0305			Ø 230,0	
	98-		R		51-0141		GM	Ø 19,05 230,0x42	Ch -18999999, LUC
			R		51-0176		Luc	Ø 19,05 230,0x42	Ch 22000001-, LUC
1.6 Eng.Z16SE (62kW)	9/00-3/04		F		22-0257-0		Ate	Th 17,0	
	9/00-3/04		R		22-0542-0		Gir	Th 15,0	+ABS
	00-04		F		23-0490			Ø 256,0 Th 23,8-21,0	Vent.
	00-04		R		23-0488			Ø 240,0 Th 10,0-8,0	+ABS
	9/00-3/04		R		53-0311		Luc	230,0x42	Hand Brake
	00-04		R		18-0305			Ø 230,0	
	00-		R		51-0141		GM	Ø 19,05 230,0x42	Ch -18999999, LUC
			R		51-0176		Luc	Ø 19,05 230,0x42	Ch 22000001-, LUC
1.6 16v, Cabrio Eng.X16XEL/ Z16XE (74kW)	9/98-3/04		F		22-0257-0		Ate	Th 17,0	
	9/98-3/04		R		22-0542-0		Gir	Th 15,0	+ABS
	98-04		F		23-0490			Ø 256,0 Th 23,8-21,0	Vent.
	98-04		R		23-0488			Ø 240,0 Th 10,0-8,0	+ABS
	9/98-3/04		R		53-0311		Luc	230,0x42	Hand Brake
	98-04		R		18-0305			Ø 230,0	
			R		51-0141		GM	Ø 19,05 230,0x42	Ch -18999999, LUC
			R		51-0176		Luc	Ø 19,05 230,0x42	Ch 22000001-, LUC
1.6 16v, Cabrio Eng.Z16XEP (76kW)	3/00-3/04		F		22-0257-0		Ate	Th 17,0	
	3/00-3/04		R		22-0542-0		Gir	Th 15,0	+ABS
	00-		F		23-0490			Ø 256,0 Th 23,8-21,0	Vent., -ABS
	00-04		F		23-0514			Ø 280,0 Th 24,9-22,0	Vent., +ABS
	00-		R		23-0488			Ø 240,0 Th 10,0-8,0	+ABS
	3/00-3/04		R		53-0311		Luc	230,0x42	Hand Brake
	00-		R		18-0305			Ø 230,0	-ABS
			R		51-0141		GM	Ø 19,05 230,0x42	Ch -18999999, LUC, -ABS
		R		51-0176		Luc	Ø 19,05 230,0x42	Ch 22000001-, LUC	
1.6 CNG SW Eng.Z16YNG (71kW)	3/03-3/04		F		22-0257-0		Ate	Th 17,0	
	3/03-3/04		R		22-0542-0		Gir	Th 15,0	+ABS
	03-04		F		23-0514			Ø 280,0 Th 24,9-22,0	Vent.
	03-04		R		23-0488			Ø 240,0 Th 10,0-8,0	+ABS
	03-04		R		18-0305			Ø 230,0	-ABS
			R		51-0141		GM	Ø 19,05 230,0x42	Ch -18999999, LUC, -ABS
			R		51-0176		Luc	Ø 19,05 230,0x42	Ch 22000001-, LUC
1.6 i 16v Eng.X16SZR (55kW)	9/98-9/00		F		22-0257-0		Ate	Th 17,0	
	9/98-9/00		R		22-0542-0		Gir	Th 15,0	+ABS
	98-00		F		23-0490			Ø 256,0 Th 23,8-21,0	Vent.
	98-00		R		23-0488			Ø 240,0 Th 10,0-8,0	+ABS
	9/98-9/00		R		53-0311		Luc	230,0x42	Hand Brake
	98-00		R		18-0305			Ø 230,0	
			R		51-0141		GM	Ø 19,05 230,0x42	Ch -18999999, LUC
			R		51-0176		Luc	Ø 19,05 230,0x42	Ch 22000001-, LUC
1.7 CDTi Eng.Z17DTL (59kW)	4/03-3/04		F		22-0257-0		Ate	Th 17,0	
	03-04		F		23-0490			Ø 256,0 Th 23,8-21,0	Vent.
	03-04		R		23-0488			Ø 240,0 Th 10,0-8,0	
	03-04		R		18-0305			Ø 230,0	
			R		51-0141		GM	Ø 19,05 230,0x42	Ch -18999999, LUC
1.7 DTI 16v Eng.Y17DT (48-55kW)	2/00-3/04		F		22-0257-0		Ate	Th 17,0	
	-02		R		22-0259-0		Bosch	Th 16,5	
	02-		R		22-0542-0		Gir	Th 15,0	
	00-04		F		23-0490			Ø 256,0 Th 23,8-21,0	Vent.
	00-04		R		23-0488			Ø 240,0 Th 10,0-8,0	
	2/00-3/04		R		53-0311		Luc	230,0x42	Hand Brake
	00-04		R		18-0305			Ø 230,0	
			R		51-0141		GM	Ø 19,05 230,0x42	Ch -18999999, LUC
		R		51-0176		Luc	Ø 19,05 230,0x42	Ch 22000001-, LUC	
1.7 TD Eng.X17DTL (50kW)	9/98-8/00		F		22-0257-0		Ate	Th 17,0	
	98-00		F		23-0490			Ø 256,0 Th 23,8-21,0	Vent.
	98-00		R		23-0488			Ø 240,0 Th 10,0-8,0	+ABS
	98-00		R		18-0305			Ø 230,0	

		Spare Parts	F/R	L/R	METELLI ref.	METELLI ref. w/KIT		DIMENSIONS mm.	NOTE
1.7 TD Eng.X17DTL (50kW)			R		51-0141		GM	Ø 19,05 230,0x42	Ch -18999999, LUC
			R		51-0176		Luc	Ø 19,05 230,0x42	Ch 22000001-, LUC
1.8 16v, Cabrio, Coupé Eng.Z18XE (87-92kW)	9/00-3/04		F		22-0257-0		Ate	Th 17,0	
	9/00-3/04		F		22-0258-0		Ate	Th 19,5	+ABS
	-02		R		22-0259-0		Bosch	Th 16,5	+/-ABS
	02-		R		22-0542-0		Gir	Th 15,0	+ABS
	00-04		F		23-0490			Ø 256,0 Th 23,8-21,0	Vent., -ABS
	00-04		F		23-0514			Ø 280,0 Th 24,9-22,0	Vent., +ABS
	00-04		R		23-0488			Ø 240,0 Th 10,0-8,0	-ABS
	00-04		R		23-0489			Ø 264,0 Th 10,0-8,0	+ABS
1.8 16v, Coupé Eng.X18XE1 (85kW)	9/98-9/00		F		22-0257-0		Ate	Th 17,0	
	9/98-9/00		F		22-0258-0		Ate	Th 19,5	+ABS
	-00		R		22-0259-0		Bosch	Th 16,5	+/-ABS
	98-00		F		23-0490			Ø 256,0 Th 23,8-21,0	Vent., -ABS
	98-00		F		23-0514			Ø 280,0 Th 24,9-22,0	Vent., +ABS
	98-00		R		23-0488			Ø 240,0 Th 10,0-8,0	-ABS
2.0 16v OPC Eng.X20XER (118kW)	99-02		F		23-0826			Ø 308,0 Th 25,0-22,0	Vent.
2.0 16v T. OPC Coupé,Cabrio,SW Eng.Z20LET (141kW)	9/00-3/04		F		22-0118-2		Ate	Th 19,5	
	-02		R		22-0259-0		Bosch	Th 16,5	
	02-		R		22-0542-0		Gir	Th 15,0	
	00-		F		23-0826			Ø 308,0 Th 25,0-22,0	Vent.
2.0 Di 16v Eng.X20DTL/ Y20DTL (60kW)	9/98-3/04		F		22-0257-0		Ate	Th 17,0	
	9/98-3/04		F		22-0258-0		Ate	Th 19,5	+ABS
	-02		R		22-0259-0		Bosch	Th 16,5	+/-ABS
	02-		R		22-0542-0		Gir	Th 15,0	+ABS
	98-04		F		23-0490			Ø 256,0 Th 23,8-21,0	Vent., -ABS
	98-04		F		23-0514			Ø 280,0 Th 24,9-22,0	Vent., +ABS
	98-04		R		23-0488			Ø 240,0 Th 10,0-8,0	-ABS
	98-04		R		23-0489			Ø 264,0 Th 10,0-8,0	+ABS
2.0 DTI 16v Eng.X20DTH/ Y20DTH (74kW)	8/99-3/04		F		22-0257-0		Ate	Th 17,0	
	8/99-3/04		F		22-0258-0		Ate	Th 19,5	+ABS
	-02		R		22-0259-0		Bosch	Th 16,5	+/-ABS
	02-		R		22-0542-0		Gir	Th 15,0	+ABS
	99-04		F		23-0490			Ø 256,0 Th 23,8-21,0	Vent., -ABS
	99-04		F		23-0514			Ø 280,0 Th 24,9-22,0	Vent., +ABS
2.0 i 16v Eng.X20XE (100kW)	9/98-3/04		F		22-0258-0		Ate	Th 19,5	
	-02		R		22-0259-0		Bosch	Th 16,5	
	02-		R		22-0542-0		Gir	Th 15,0	
	98-04		F		23-0514			Ø 280,0 Th 24,9-22,0	Vent.
2.0 T. 16v Coupé,Cabrio,SW Eng.Z20LER (147kW)	11/02-3/04		F		22-0118-2		Ate	Th 19,5	
	11/02-3/04		R		22-0259-0		Bosch	Th 16,5	
2.2 16v, Cabrio, Coupé Eng.Z22SE (108kW)	02-04		F		23-0826			Ø 308,0 Th 25,0-22,0	Vent.
	3/01-3/04		F		22-0258-0		Ate	Th 19,5	
	-02		R		22-0259-0		Bosch	Th 16,5	
	02-		R		22-0542-0		Gir	Th 15,0	
	3/01-04		F		23-0514			Ø 280,0 Th 24,9-22,0	Vent.
2.2 DTI, Cabrio, Coupé Eng.Y22DTR (92kW)	9/02-3/04		F		22-0258-0		Ate	Th 19,5	
	9/02-3/04		R		22-0542-0		Gir	Th 15,0	
	02-04		F		23-0514			Ø 280,0 Th 24,9-22,0	Vent.
	02-04		R		23-0489			Ø 264,0 Th 10,0-8,0	
<b>Astra H Cabriolet 9/05-11/09</b>									
1.6 Eng.Z16XER (85kW)	06-09		F		23-0514			Ø 280,0 Th 24,9-22,0	Vent., 5 Hole
	06-09		F		23-0825			Ø 280,0 Th 25,0-22,0	Vent., 4 Hole
	06-09		R		23-0488			Ø 240,0 Th 10,0-8,0	
	06-09		R		23-0489			Ø 264,0 Th 10,0-8,0	5 Hole
1.6 16v Eng.Z16XEP (77kW)	9/05-		F		22-0539-0		Ate	Th 20,0	
	9/05-		R		22-0542-1		Gir	Th 15,0	
	05-		F		23-0514			Ø 280,0 Th 24,9-22,0	Vent., 5 Hole
	05-		F		23-0825			Ø 280,0 Th 25,0-22,0	Vent., 4 Hole
	05-		R		23-0799			Ø 264,0 Th 10,0-8,0	4 Hole
	05-		R		23-0489			Ø 264,0 Th 10,0-8,0	5 Hole
	9/05-		R		53-0319		Ap	230,0x40	































































		Spare Parts	F/R	L/R	METELLI ref.	METELLI ref. w/KIT		DIMENSIONS mm.	NOTE
1.6 16v Eng.Z16XEP (77kW)	9/05-		R		53-0311		Luc	230,0x42	Hand Brake
1.6 T. Eng.Z16LET (132kW)	07-		F		23-0825			Ø 280,0 Th 25,0-22,0	Vent., 4 Hole
	07-		F		23-0826			Ø 308,0 Th 25,0-22,0	Vent., 5 Hole
	07-		R		23-0488			Ø 240,0 Th 10,0-8,0	4 Hole
	07-		R		23-0489			Ø 264,0 Th 10,0-8,0	5 Hole
1.8 16v Eng.Z18XE (92kW)	05-		F		22-0539-0		Ate	Th 20,0	
	05-		R		22-0542-1		Gir	Th 15,0	
	05-		F		23-0514			Ø 280,0 Th 24,9-22,0	Vent., 5 Hole
	05-		F		23-0825			Ø 280,0 Th 25,0-22,0	Vent., 4 Hole
	05-		R		23-0488			Ø 240,0 Th 10,0-8,0	4 Hole
	05-		R		23-0489			Ø 264,0 Th 10,0-8,0	5 Hole
1.8 16v Eng.Z18XER (103kW)	9/05-		F		22-0539-0		Ate	Th 20,0	
	9/05-		R		22-0542-1		Gir	Th 15,0	
	05-		F		23-0514			Ø 280,0 Th 24,9-22,0	Vent., 5 Hole
	05-		F		23-0825			Ø 280,0 Th 25,0-22,0	Vent., 4 Hole
	05-		R		23-0799			Ø 264,0 Th 10,0-8,0	4 Hole
	05-		R		23-0489			Ø 264,0 Th 10,0-8,0	5 Hole
1.9 CDTi Eng.Z19DTH (110kW)	9/05-		F		22-0539-0		Ate	Th 20,0	
	9/05-		R		22-0542-1		Gir	Th 15,0	
	05-		F		23-0825			Ø 280,0 Th 25,0-22,0	Vent., 4 Hole
	05-		F		23-0826			Ø 308,0 Th 25,0-22,0	Vent., 5 Hole
	05-		R		23-0799			Ø 264,0 Th 10,0-8,0	4 Hole
	05-		R		23-0489			Ø 264,0 Th 10,0-8,0	5 Hole
2.0 T. Eng.Z20LEL (125kW)	9/05-		F		22-0539-0		Ate	Th 20,0	
	9/05-		R		22-0542-1		Gir	Th 15,0	
	05-		F		23-0825			Ø 280,0 Th 25,0-22,0	Vent., 4 Hole
	05-		F		23-0826			Ø 308,0 Th 25,0-22,0	Vent., 5 Hole
	05-		R		23-0799			Ø 264,0 Th 10,0-8,0	4 Hole
	05-		R		23-0489			Ø 264,0 Th 10,0-8,0	5 Hole
2.0 T. 16v Eng.Z20LER (147kW)	9/05-		F		22-0539-0		Ate	Th 20,0	
	9/05-		R		22-0542-1		Gir	Th 15,0	
	05-		F		23-0825			Ø 280,0 Th 25,0-22,0	Vent., 4 Hole
	05-		F		23-0826			Ø 308,0 Th 25,0-22,0	Vent., 5 Hole
	05-		R		23-0799			Ø 264,0 Th 10,0-8,0	4 Hole
	05-		R		23-0489			Ø 264,0 Th 10,0-8,0	5 Hole
<b>Astra H, SW, GTC 3/04-11/09</b>									
1.2 Eng.X12XE (48kW)	06-09		F		23-0825			Ø 280,0 Th 25,0-22,0	Vent., 4 Hole
	06-09		F		23-0826			Ø 308,0 Th 25,0-22,0	Vent., 5 Hole
1.2 Eng.Z12XEP (59kW)	05-09		F		23-0825			Ø 280,0 Th 25,0-22,0	Vent., 4 Hole
	05-09		F		23-0826			Ø 308,0 Th 25,0-22,0	Vent., 5 Hole
1.3 CDTi 16v Eng.Z13DTH (66kW)	1/05-		F		22-0539-0		Ate	Th 20,0	
	1/05-		R		22-0542-1		Gir	Th 15,0	
	05-		F		23-0825			Ø 280,0 Th 25,0-22,0	Vent., 4 Hole
	8/05-		F		23-0514			Ø 280,0 Th 24,9-22,0	Vent., 5 Hole
	05-		R		23-0488			Ø 240,0 Th 10,0-8,0	4 Hole
	05-		R		23-0489			Ø 264,0 Th 10,0-8,0	5 Hole
1.4 16v Eng.Z14XEP (66kW)	3/04-		F		22-0539-0		Ate	Th 20,0	
	3/04-		R		22-0542-1		Gir	Th 15,0	
	3/04-		F		23-0514			Ø 280,0 Th 24,9-22,0	Vent., 5 Hole
	04-		F		23-0825			Ø 280,0 Th 25,0-22,0	Vent., 4 Hole
	3/04-		R		23-0488			Ø 240,0 Th 10,0-8,0	+ABS, 4 Hole
	3/04-		R		23-0489			Ø 264,0 Th 10,0-8,0	+ABS, 5 Hole
	3/04-		R		53-0319		Ap	230,0x40	
	3/04-		R		53-0311		Luc	230,0x42	GTC, Hand Brake
	04-		R		18-0389			Ø 230,0	-ABS
	04-		R		51-0177		Luc	Ø 20,64 230,0x42	LUC
1.6 16v Eng.Z16XEP (77kW)	3/04-		F		22-0539-0		Ate	Th 20,0	
	3/04-		R		22-0542-1		Gir	Th 15,0	
	3/04-		F		23-0514			Ø 280,0 Th 24,9-22,0	Vent., 5 Hole
	04-		F		23-0825			Ø 280,0 Th 25,0-22,0	Vent., 4 Hole
	3/04-		R		23-0488			Ø 240,0 Th 10,0-8,0	+ABS, 4 Hole
	3/04-		R		23-0489			Ø 264,0 Th 10,0-8,0	+ABS, 5 Hole
	3/04-		R		53-0319		Ap	230,0x40	
	3/04-		R		53-0311		Luc	230,0x42	Hand Brake
	04-		R		18-0389			Ø 230,0	-ABS
	04-		R		51-0177		Luc	Ø 20,64 230,0x42	LUC

		Spare Parts	F/R	L/R	METELLI ref.	METELLI ref. w/KIT		DIMENSIONS mm.	NOTE
1.6 16v Eng.Z16XER (85kW)		07-	F		23-0514			Ø 280,0 Th 24,9-22,0	Vent., 5 Hole
		07-	F		23-0825			Ø 280,0 Th 25,0-22,0	Vent., 4 Hole
		07-	R		23-0488			Ø 240,0 Th 10,0-8,0	
		07-	R		23-0489			Ø 264,0 Th 10,0-8,0	5 Hole
1.6 T. 16v Eng.Z16LET (132kW)		07-	F		23-0825			Ø 280,0 Th 25,0-22,0	Vent., 4 Hole
		07-	F		23-0826			Ø 308,0 Th 25,0-22,0	Vent., 5 Hole
		07-	R		23-0488			Ø 240,0 Th 10,0-8,0	4 Hole
		07-	R		23-0489			Ø 264,0 Th 10,0-8,0	5 Hole
1.7 CDTi Eng.Z17DTH (74kW)		8/04-	F		22-0539-0		Ate	Th 20,0	
		8/04-	R		22-0542-1		Gir	Th 15,0	
		3/04-	F		23-0514			Ø 280,0 Th 24,9-22,0	Vent., 5 Hole
		04-	F		23-0825			Ø 280,0 Th 25,0-22,0	Vent., 4 Hole
		3/04-	R		23-0488			Ø 240,0 Th 10,0-8,0	4 Hole
		3/04-	R		23-0489			Ø 264,0 Th 10,0-8,0	5 Hole
		8/04-	R		53-0311		Luc	230,0x42	Hand Brake
		04-	R		18-0389			Ø 230,0	-ABS
	04-	R		51-0177		Luc	Ø 20,64 230,0x42	LUC	
1.7 CDTi Eng.Z17DTJ/ DTR (81kW)		08-	F		22-0539-0		Ate	Th 20,0	
		08-	R		22-0542-1		Gir	Th 15,0	
		08-	F		23-0514			Ø 280,0 Th 24,9-22,0	Vent., 5 Hole
		08-	F		23-0825			Ø 280,0 Th 25,0-22,0	Vent., 4 Hole
		08-	R		23-0488			Ø 240,0 Th 10,0-8,0	4 Hole
		08-	R		23-0489			Ø 264,0 Th 10,0-8,0	5 Hole
1.7 CDTi (Exc. GTC) Eng.Z17DTL (59kW)		8/04-	F		22-0539-0		Ate	Th 20,0	
		8/04-	R		22-0542-1		Gir	Th 15,0	
		3/04-	F		23-0514			Ø 280,0 Th 24,9-22,0	Vent., 5 Hole
		04-	F		23-0825			Ø 280,0 Th 25,0-22,0	Vent., 4 Hole
		3/04-	R		23-0488			Ø 240,0 Th 10,0-8,0	4 Hole
		3/04-	R		23-0489			Ø 264,0 Th 10,0-8,0	5 Hole
		8/04-	R		53-0311		Luc	230,0x42	Hand Brake
		04-	R		18-0389			Ø 230,0	-ABS
	04-	R		51-0177		Luc	Ø 20,64 230,0x42	LUC	
1.7 CDTi 16v Eng.Z17DTR (92kW)		07-	F		22-0539-0		Ate	Th 20,0	
		07-	R		22-0542-1		Gir	Th 15,0	
		07-	F		23-0825			Ø 280,0 Th 25,0-22,0	Vent., 4 Hole
		07-	F		23-0826			Ø 308,0 Th 25,0-22,0	Vent., 5 Hole
		07-	R		23-0488			Ø 240,0 Th 10,0-8,0	4 Hole
		07-	R		23-0489			Ø 264,0 Th 10,0-8,0	5 Hole
1.8 16v Eng.Z18XE (92kW)		3/04-	F		22-0539-0		Ate	Th 20,0	
		3/04-	R		22-0542-1		Gir	Th 15,0	
		3/04-	F		23-0514			Ø 280,0 Th 24,9-22,0	Vent., 5 Hole
		04-	F		23-0825			Ø 280,0 Th 25,0-22,0	Vent., 4 Hole
		3/04-	R		23-0488			Ø 240,0 Th 10,0-8,0	4 Hole
		3/04-	R		23-0489			Ø 264,0 Th 10,0-8,0	5 Hole
1.8 16v Eng.Z18XER (103kW)		07-	F		23-0514			Ø 280,0 Th 24,9-22,0	Vent., 5 Hole
		07-	F		23-0825			Ø 280,0 Th 25,0-22,0	Vent., 4 Hole
		07-	R		23-0488			Ø 240,0 Th 10,0-8,0	4 Hole
		07-	R		23-0489			Ø 264,0 Th 10,0-8,0	5 Hole
1.9 CDTi Eng.Z19DT (88kW)		9/05-	F		22-0539-0		Ate	Th 20,0	
		9/05-	R		22-0542-1		Gir	Th 15,0	
		05-	F		23-0825			Ø 280,0 Th 25,0-22,0	Vent., 4 Hole
		05-	F		23-0826			Ø 308,0 Th 25,0-22,0	Vent., 5 Hole
		07-	F		23-0514			Ø 280,0 Th 24,9-22,0	Vent.
		07-	R		23-0488			Ø 240,0 Th 10,0-8,0	4 Hole
	07-	R		23-0489			Ø 264,0 Th 10,0-8,0	5 Hole	
1.9 CDTi Eng.Z19DTH (110kW)		9/04-	F		22-0539-0		Ate	Th 20,0	
		9/04-	R		22-0542-1		Gir	Th 15,0	
		04-	F		23-0825			Ø 280,0 Th 25,0-22,0	Vent., 4 Hole
		04-	F		23-0826			Ø 308,0 Th 25,0-22,0	Vent., 5 Hole
		07-	F		23-0514			Ø 280,0 Th 24,9-22,0	Vent.
		9/04-	R		23-0488			Ø 240,0 Th 10,0-8,0	4 Hole
	9/04-	R		23-0489			Ø 264,0 Th 10,0-8,0	5 Hole	
1.9 CDTi Eng.Z19DTJ (103kW)		3/04-	F		22-0539-0		Ate	Th 20,0	
		3/04-	R		22-0542-1		Gir	Th 15,0	
		04-	F		23-0825			Ø 280,0 Th 25,0-22,0	Vent., 4 Hole
		04-	F		23-0826			Ø 308,0 Th 25,0-22,0	Vent., 5 Hole
		07-	F		23-0514			Ø 280,0 Th 24,9-22,0	Vent.







































































		Spare Parts	F/R	L/R	METELLI ref.	METELLI ref. w/KIT		DIMENSIONS mm.	NOTE
1.9 CDTi Eng.Z19DTJ (103kW)	3/04-3/04-		R		23-0488			Ø 240,0 Th 10,0-8,0	4 Hole
			R		23-0489			Ø 264,0 Th 10,0-8,0	5 Hole
1.9 CDTi Eng.Z19DTL (74kW)	9/05-9/05-		F		22-0539-0		Ate	Th 20,0	
			R		22-0542-1		Gir	Th 15,0	
	05-05-		F		23-0825			Ø 280,0 Th 25,0-22,0	Vent., 4 Hole
			F		23-0826			Ø 308,0 Th 25,0-22,0	Vent., 5 Hole
	07-07-		F		23-0514			Ø 280,0 Th 24,9-22,0	Vent.
			R		23-0488			Ø 240,0 Th 10,0-8,0	4 Hole
	07-07-		R		23-0489			Ø 264,0 Th 10,0-8,0	5 Hole
2.0 OPC Eng.Z20LEH (177kW)	3/05-3/05-		F		22-0539-0		Ate	Th 20,0	
			R		22-0542-1		Gir	Th 15,0	
	05-05-		F		23-0825			Ø 280,0 Th 25,0-22,0	Vent., 4 Hole
2.0 T. Eng.Z20LEL (125kW)	3/04-3/04-		F		22-0539-0		Ate	Th 20,0	
			R		22-0542-1		Gir	Th 15,0	
	04-04-		F		23-0825			Ø 280,0 Th 25,0-22,0	Vent., 4 Hole
			F		23-0826			Ø 308,0 Th 25,0-22,0	Vent., 5 Hole
	3/04-3/04-		R		23-0488			Ø 240,0 Th 10,0-8,0	4 Hole
			R		23-0489			Ø 264,0 Th 10,0-8,0	5 Hole
2.0 T. 16v Eng.Z20LER (147kW)	9/04-9/04-		F		22-0539-0		Ate	Th 20,0	
			R		22-0542-1		Gir	Th 15,0	
	04-04-		F		23-0825			Ø 280,0 Th 25,0-22,0	Vent., 4 Hole
			F		23-0826			Ø 308,0 Th 25,0-22,0	Vent., 5 Hole
	9/04-9/04-		R		23-0488			Ø 240,0 Th 10,0-8,0	4 Hole
			R		23-0489			Ø 264,0 Th 10,0-8,0	5 Hole
<b>Calibra A 6/90-7/97</b>									
2.0 16v, 4WD Eng.C20XE (110-115kW)	-94-94-		F		22-0117-0	22-0117-1K	Ate	Th 18,0	
			F		22-0208-0	22-0208-1K	Ate	Th 18,0	
	6/90-2/94		R		22-0141-0		Ate	Th 15,5	
			F		23-0166			Ø 256,0 Th 24,0-21,0	Vent.
	90-94		R		23-0426			Ø 270,0 Th 10,0-8,0	
			R			53-0302K		Ø 270,0 Th 10,0-8,0	
	6/90-2/94		R		53-0302		Ate	160,0x25	Hand Brake
2.0 i Eng.C20NE (85kW)	-94-94-		F		22-0117-0	22-0117-1K	Ate	Th 18,0	
			F		22-0208-0	22-0208-1K	Ate	Th 18,0	
	6/90-7/97		R		22-0141-0		Ate	Th 15,5	
			F		23-0166			Ø 256,0 Th 24,0-21,0	Vent.
	90-97		R		23-0283			Ø 261,0 Th 9,8-8,0	
			R			53-0302K		Ø 261,0 Th 9,8-8,0	
	6/90-7/97		R		53-0302		Ate	160,0x25	Hand Brake
2.0 i 16v, 4WD Eng.X20XE (100kW)	-94-94-		F		22-0117-0	22-0117-1K	Ate	Th 18,0	
			F		22-0208-0	22-0208-1K	Ate	Th 18,0	
	2/94-7/97		R		22-0141-0		Ate	Th 15,5	
			F		23-0166			Ø 256,0 Th 24,0-21,0	Vent.
	94-97		R		23-0426			Ø 270,0 Th 10,0-8,0	
			R			53-0302K		Ø 270,0 Th 10,0-8,0	
	2/94-7/97		R		53-0302		Ate	160,0x25	Hand Brake
2.0 i 4WD Eng.C20NE (85kW)	-94-94-		F		22-0117-0	22-0117-1K	Ate	Th 18,0	
			F		22-0208-0	22-0208-1K	Ate	Th 18,0	
	6/90-7/97		R		22-0141-0		Ate	Th 15,5	
			F		23-0166			Ø 256,0 Th 24,0-21,0	Vent.
	90-97		R		23-0426			Ø 270,0 Th 10,0-8,0	
			R			53-0302K		Ø 270,0 Th 10,0-8,0	
	6/90-7/97		R		53-0302		Ate	160,0x25	Hand Brake
2.0 i T. 4WD Eng.C20LET (150kW)	-95-95-		F		22-0128-0	22-0128-0K	Ate	Th 17,0	
			F		22-0118-0		Ate	Th 19,5	
	3/92-7/97		R		22-0141-0		Ate	Th 15,5	
			F		23-0442			Ø 284,0 Th 24,0-22,0	Vent.
	92-97		F		23-0605			Ø 288,0 Th 25,0-21,0	Vent.
			F			53-0302K		Ø 288,0 Th 25,0-21,0	Vent.
	3/92-7/97		R		53-0302		Ate	160,0x25	Hand Brake
2.5 i V6 Eng.C25XE/ X25XE (125kW)	-95-95-		F		22-0128-0	22-0128-0K	Ate	Th 17,0	
			F		22-0118-0		Ate	Th 19,5	
	-95-95-		R		22-0141-0		Ate	Th 15,5	
			R		22-0275-0		Ate	Th 15,5	
	93-97		F		23-0442			Ø 284,0 Th 24,0-22,0	Vent.
			F		23-0605			Ø 288,0 Th 25,0-21,0	Vent.
	93-97		R		23-0426			Ø 270,0 Th 10,0-8,0	

		Spare Parts	F/R	L/R	METELLI ref.	METELLI ref. w/KIT		DIMENSIONS mm.	NOTE
2.5 i V6 Eng.C25XE/ X25XE (125kW)	93-97 4/93-7/97		R			<b>53-0302K</b>		Ø 270,0 Th 10,0-8,0	
<b>Chevanne 1/76-1/82</b>									
1.3 (40kW)	76-82		R		<b>18-0300</b>			Ø 200,0	
<b>Commodore A, Coupé 8/67-1/72</b>									
2.5 (88kW)	8/69-1/72		F		<b>22-0078-1</b>		Ate	Th 15,0	
2.5 Eng.25S (85kW)	8/67-8/69		F		<b>22-0078-1</b>		Ate	Th 15,0	
2.5 GS Eng.25E/ N (100-103-110kW)	8/69-1/72		F		<b>22-0078-1</b>		Ate	Th 15,0	
2.5 GS Eng.25H (96kW)	8/67-1/72		F		<b>22-0078-1</b>		Ate	Th 15,0	
2.8 Eng.28HL (103-107kW)	5/70-1/72		F		<b>22-0078-1</b>		Ate	Th 15,0	
<b>Commodore B, Coupé / Viceroy I 1/72-7/78</b>									
2.5 Eng.25E/ N (100-103kW)	1/72-12/78		F		<b>22-0078-1</b>		Ate	Th 15,0	
	1/72-12/78		R		<b>22-0003-0</b>		Ate	Th 15,0	
	1/72-12/78		R		<b>53-0301</b>		GM	230,0x51	Hand Brake
2.5 Eng.25S (85kW)	1/72-7/78		F		<b>22-0078-1</b>		Ate	Th 15,0	
	1/72-7/78		R		<b>22-0003-0</b>		Ate	Th 15,0	
	1/72-7/78		R		<b>53-0301</b>		GM	230,0x51	Hand Brake
2.5 GS Eng.25H (96kW)	1/72-8/75		F		<b>22-0078-1</b>		Ate	Th 15,0	
	1/72-8/75		R		<b>22-0003-0</b>		Ate	Th 15,0	
	1/72-8/75		R		<b>53-0301</b>		GM	230,0x51	Hand Brake
2.8 GSE Eng.28E/ EC (118kW)	7/72-2/75		F		<b>22-0078-1</b>		Ate	Th 15,0	
	7/72-2/75		R		<b>22-0003-0</b>		Ate	Th 15,0	
	7/72-2/75		R		<b>53-0301</b>		GM	230,0x51	Hand Brake
2.8 GSE Eng.28HC (103kW)	3/75-7/78		F		<b>22-0078-1</b>		Ate	Th 15,0	
	3/75-7/78		R		<b>22-0003-0</b>		Ate	Th 15,0	
	3/75-7/78		R		<b>53-0301</b>		GM	230,0x51	Hand Brake
2.8 GSE Eng.28HC (104kW)	1/72-7/78		F		<b>22-0078-1</b>		Ate	Th 15,0	
	1/72-7/78		R		<b>22-0003-0</b>		Ate	Th 15,0	
	1/72-7/78		R		<b>53-0301</b>		GM	230,0x51	Hand Brake
2.8 GSE Eng.28HC (114-118-121kW)	3/75-7/78		F		<b>22-0078-1</b>		Ate	Th 15,0	
	3/75-7/78		R		<b>22-0003-0</b>		Ate	Th 15,0	
	3/75-7/78		R		<b>53-0301</b>		GM	230,0x51	Hand Brake
<b>Commodore C, SW / Viceroy II 8/78-12/82</b>									
2.5 Eng.25E (96kW)	5/81-12/82		F		<b>22-0078-1</b>		Ate	Th 15,0	
	5/81-12/82		R		<b>22-0003-0</b>		Ate	Th 15,0	
	5/81-12/82		R		<b>53-0301</b>		GM	230,0x51	Hand Brake
2.5 Eng.25S (85kW)	8/78-12/82		F		<b>22-0078-1</b>		Ate	Th 15,0	
	8/78-12/82		R		<b>22-0003-0</b>		Ate	Th 15,0	
	8/78-12/82		R		<b>53-0301</b>		GM	230,0x51	Hand Brake
<b>Corsa A / Nova 9/82-3/93</b>									
1.0 Eng.10S (33kW)	8/91-93		F		<b>23-0080</b>			Ø 236,0 Th 12,7-10,7	
	82-8/91		F		<b>23-0071</b>			Ø 236,0 Th 10,0-7,0	
	9/82-3/93		R		<b>53-0303</b>		GM	200,0x29	Hand Brake
	-91		R		<b>53-0307</b>		Luc	200,0x29	Hand Brake
	91-		R		<b>53-0308</b>		Luc	200,0x29	Hand Brake
	82-93		R		<b>18-0304</b>	<b>18-0304K</b>		Ø 200,0	
	82-93		R		<b>18-0313</b>	<b>18-0313K</b>		Ø 200,0	Only Vauxhall, -ABS
			R		<b>51-0120</b>		GM	Ø 14,28 200,0x29	Ch E4008341-G4000000, LUC
			R		<b>51-0119</b>		GM	Ø 14,28 200,0x29	Ch G4000001-M4000000, LUC
			R		<b>51-0121</b>		GM	Ø 17,46 200,0x29	Ch E4008341-G4000000, LUC
	8/86-93		R		<b>51-0080</b>		GM	Ø 17,46 200,0x30	LUC
-93		R		<b>51-0123</b>		GM	Ø 17,46 200,0x29	Ch N4000001-, LUC	
1.2 Eng.12NV (38kW)	-91		F		<b>22-0044-0</b>		GM	Th 15,0	
	91-		F		<b>22-0077-0</b>		Ate	Th 17,0	
	8/91-93		F		<b>23-0080</b>			Ø 236,0 Th 12,7-10,7	
	90-8/91		F		<b>23-0071</b>			Ø 236,0 Th 10,0-7,0	
	1/90-3/93		R		<b>53-0303</b>		GM	200,0x29	Hand Brake
	-91		R		<b>53-0307</b>		Luc	200,0x29	Hand Brake
	91-		R		<b>53-0308</b>		Luc	200,0x29	Hand Brake
	90-93		R		<b>18-0304</b>	<b>18-0304K</b>		Ø 200,0	
	90-93		R		<b>18-0313</b>	<b>18-0313K</b>		Ø 200,0	Only Vauxhall, -ABS
			R		<b>51-0121</b>		GM	Ø 17,46 200,0x29	Ch E4008341-G4000000, LUC
	-93		R		<b>51-0123</b>		GM	Ø 17,46 200,0x29	Ch N4000001-, LUC
1.2 Eng.12S (44kW)	9/82-8/90		F		<b>22-0044-0</b>		GM	Th 15,0	
			R		<b>53-0307</b>		Luc	200,0x29	Hand Brake
	9/82-8/90		R		<b>53-0303</b>		GM	200,0x29	Hand Brake











































		Spare Parts	F/R	L/R	METELLI ref.	METELLI ref. w/KIT		DIMENSIONS mm.	NOTE
1.2 Eng.12ST (40kW)	9/82-2/90		F		<b>22-0044-0</b>		GM	Th 15,0	
	82-90		F		<b>23-0071</b>			Ø 236,0 Th 10,0-7,0	
			R		<b>53-0307</b>		Luc	200,0x29	Hand Brake
	9/82-2/90		R		<b>53-0303</b>		GM	200,0x29	Hand Brake
	9/82-90		R		<b>18-0304</b>	<b>18-0304K</b>		Ø 200,0	
	9/82-90		R		<b>18-0313</b>	<b>18-0313K</b>		Ø 200,0	Only Vauxhall, -ABS
			R		<b>51-0121</b>		GM	Ø 17,46 200,0x29	Ch E4008341-G4000000, LUC
	-90		R		<b>51-0123</b>		GM	Ø 17,46 200,0x29	Ch N4000001-, LUC
1.2, i Eng.12NC/ C12NZ/ E12GV (33kW)	-91		F		<b>22-0044-0</b>		GM	Th 15,0	
	91-		F		<b>22-0077-0</b>		Ate	Th 17,0	
	8/91-93		F		<b>23-0080</b>			Ø 236,0 Th 12,7-10,7	
	82-8/91		F		<b>23-0071</b>			Ø 236,0 Th 10,0-7,0	
	9/82-3/93		R		<b>53-0303</b>		GM	200,0x29	Hand Brake
	-91		R		<b>53-0307</b>		Luc	200,0x29	Hand Brake
	91-		R		<b>53-0308</b>		Luc	200,0x29	Hand Brake
	89-93		R		<b>18-0313</b>	<b>18-0313K</b>		Ø 200,0	Only Vauxhall, -ABS
	9/82-93		R		<b>18-0304</b>	<b>18-0304K</b>		Ø 200,0	
			R		<b>51-0121</b>		GM	Ø 17,46 200,0x29	Ch E4008341-G4000000, LUC
	8/86-93		R		<b>51-0080</b>		GM	Ø 17,46 200,0x30	LUC
	-93		R		<b>51-0123</b>		GM	Ø 17,46 200,0x29	Ch N4000001-, LUC
1.3 Eng.13SB (51kW)	9/82-10/89		F		<b>22-0044-0</b>		GM	Th 15,0	
	82-89		F		<b>23-0071</b>			Ø 236,0 Th 10,0-7,0	
			R		<b>53-0307</b>		Luc	200,0x29	Hand Brake
	9/82-10/89		R		<b>53-0303</b>		GM	200,0x29	Hand Brake
	9/82-89		R		<b>18-0304</b>	<b>18-0304K</b>		Ø 200,0	
	9/82-89		R		<b>18-0313</b>	<b>18-0313K</b>		Ø 200,0	Only Vauxhall, -ABS
			R		<b>51-0121</b>		GM	Ø 17,46 200,0x29	Ch E4008341-G4000000, LUC
	82-89		R		<b>51-0080</b>		GM	Ø 17,46 200,0x30	LUC
	-89		R		<b>51-0123</b>		GM	Ø 17,46 200,0x29	Ch N4000001-, LUC
			R		<b>51-0123</b>		GM	Ø 17,46 200,0x29	Ch N4000001-, LUC
1.3i, Kat Eng.13NB/ C13N (44kW)	9/85-9/90		F		<b>22-0044-0</b>		GM	Th 15,0	
	85-90		F		<b>23-0071</b>			Ø 236,0 Th 10,0-7,0	
			R		<b>53-0307</b>		Luc	200,0x29	Hand Brake
	9/85-9/90		R		<b>53-0303</b>		GM	200,0x29	Hand Brake
	85-90		R		<b>18-0304</b>	<b>18-0304K</b>		Ø 200,0	
	85-90		R		<b>18-0313</b>	<b>18-0313K</b>		Ø 200,0	Only Vauxhall, -ABS
			R		<b>51-0121</b>		GM	Ø 17,46 200,0x29	Ch E4008341-G4000000, LUC
	85-90		R		<b>51-0080</b>		GM	Ø 17,46 200,0x30	LUC
-90		R		<b>51-0123</b>		GM	Ø 17,46 200,0x29	Ch N4000001-, LUC	
1.4 i (40kW)	1/85-3/93		R		<b>53-0307</b>		Luc	200,0x29	Hand Brake
	1/85-3/93		R		<b>53-0308</b>		Luc	200,0x29	Hand Brake
1.4 i Eng.C14NZ/ X14SZ (44kW)	-91		F		<b>22-0044-0</b>		GM	Th 15,0	
	91-		F		<b>22-0077-0</b>		Ate	Th 17,0	
	8/91-93		F		<b>23-0080</b>			Ø 236,0 Th 12,7-10,7	
	90-8/91		F		<b>23-0071</b>			Ø 236,0 Th 10,0-7,0	
	1/90-3/93		R		<b>53-0307</b>		Luc	200,0x29	Hand Brake
	1/90-3/93		R		<b>53-0308</b>		Luc	200,0x29	Hand Brake
	90-93		R		<b>18-0304</b>	<b>18-0304K</b>		Ø 200,0	
	90-91		R		<b>51-0080</b>		GM	Ø 17,46 200,0x30	LUC
-93		R		<b>51-0123</b>		GM	Ø 17,46 200,0x29	Ch N4000001-, LUC	
1.4 S Eng.14NV (53-55kW)	-91		F		<b>22-0044-0</b>		GM	Th 15,0	
	91-		F		<b>22-0077-0</b>		Ate	Th 17,0	
	90-93		F		<b>23-0096</b>			Ø 236,0 Th 19,9-18,2	Vent.
	1/90-3/93		R		<b>53-0307</b>		Luc	200,0x29	Hand Brake
	1/90-3/93		R		<b>53-0308</b>		Luc	200,0x29	Hand Brake
	90-93		R		<b>18-0304</b>	<b>18-0304K</b>		Ø 200,0	
	90-93		R		<b>18-0313</b>	<b>18-0313K</b>		Ø 200,0	Only Vauxhall, -ABS
	90-93		R		<b>51-0080</b>		GM	Ø 17,46 200,0x30	LUC
1.4 Si Eng.C14SE (60kW)	91-93		F		<b>23-0096</b>			Ø 236,0 Th 19,9-18,2	Vent.
	9/91-3/93		R		<b>53-0307</b>		Luc	200,0x29	Hand Brake
	9/91-3/93		R		<b>53-0308</b>		Luc	200,0x29	Hand Brake
	91-93		R		<b>18-0304</b>	<b>18-0304K</b>		Ø 200,0	
	91-93		R		<b>18-0313</b>	<b>18-0313K</b>		Ø 200,0	Only Vauxhall, -ABS
	91-93		R		<b>51-0080</b>		GM	Ø 17,46 200,0x30	LUC
1.5 D Eng.15D(4EC1) (37kW)	-91		F		<b>22-0044-0</b>		GM	Th 15,0	
	91-		F		<b>22-0077-0</b>		Ate	Th 17,0	
	87-93		F		<b>23-0080</b>			Ø 236,0 Th 12,7-10,7	
	9/87-3/93		R		<b>53-0307</b>		Luc	200,0x29	Hand Brake



		Spare Parts	F/R	L/R	METELLI ref.	METELLI ref. w/KIT		DIMENSIONS mm.	NOTE
1.5 D Eng.15D(4EC1) (37kW)	9/87-3/93		R		53-0308		Luc	200,0x29	Hand Brake
	8/87-93		R		18-0304	18-0304K		Ø 200,0	
	87-93		R		18-0313	18-0313K		Ø 200,0	Only Vauxhall, -ABS
	8/87-93		R		51-0080		GM	Ø 17,46 200,0x30	LUC
	-93		R		51-0123		GM	Ø 17,46 200,0x29	Ch N4000001-, LUC
1.5 TD Eng.15DT(T4EC1) (49kW)	-91		F		22-0044-0		GM	Th 15,0	
	91-		F		22-0077-0		Ate	Th 17,0	
	88-93		F		23-0080			Ø 236,0 Th 12,7-10,7	
	3/88-3/93		R		53-0307		Luc	200,0x29	Hand Brake
	88-93		R		18-0304	18-0304K		Ø 200,0	
	88-93		R		18-0313	18-0313K		Ø 200,0	Only Vauxhall, -ABS
	88-93		R		51-0080		GM	Ø 17,46 200,0x30	LUC
	-93		R		51-0123		GM	Ø 17,46 200,0x29	Ch N4000001-, LUC
1.6 (60kW)			R		53-0307		Luc	200,0x29	Hand Brake
1.6 GSI Eng.C16SEI (72kW)	-91		F		22-0044-0		GM	Th 15,0	
	91-		F		22-0077-0		Ate	Th 17,0	
	89-93		F		23-0096			Ø 236,0 Th 19,9-18,2	Vent.
	-91		R		53-0307		Luc	200,0x29	Hand Brake
	91-		R		53-0308		Luc	200,0x29	Hand Brake
	89-93		R		18-0304	18-0304K		Ø 200,0	
	89-93		R		18-0313	18-0313K		Ø 200,0	Only Vauxhall, -ABS
	89-93		R		51-0080		GM	Ø 17,46 200,0x30	LUC
	-93		R		51-0123		GM	Ø 17,46 200,0x29	Ch N4000001-, LUC
	1.6 GSI, Kat Eng.C16SE/ E16SE (74kW)	2/92-3/93		F		22-0077-0		Ate	Th 17,0
92-93			F		23-0096			Ø 236,0 Th 19,9-18,2	Vent.
			R		53-0308		Luc	200,0x29	Hand Brake
92-93			R		18-0304	18-0304K		Ø 200,0	
-10/92			R		51-0123		GM	Ø 17,46 200,0x29	Ch N4000001-, LUC
92-93			R		51-0080		GM	Ø 17,46 200,0x30	LUC
1.6 i Eng.C16NZ (55kW)	-91		F		22-0044-0		GM	Th 15,0	
	91-		F		22-0077-0		Ate	Th 17,0	
	88-8/91		F		23-0080			Ø 236,0 Th 12,7-10,7	
	9/91-92		F		23-0096			Ø 236,0 Th 19,9-18,2	Vent.
	-91		R		53-0307		Luc	200,0x29	Hand Brake
	91-		R		53-0308		Luc	200,0x29	Hand Brake
	88-92		R		18-0304	18-0304K		Ø 200,0	
	88-92		R		51-0080		GM	Ø 17,46 200,0x30	LUC
	<b>Corsa B / Corsa 3/93-9/00</b>								
1.0 i 12v Eng.X10XE (40kW)	11/96-9/00		F		22-0077-0		Ate	Th 17,0	
	96-00		F		23-0080			Ø 236,0 Th 12,7-10,7	
	11/96-9/00		R		53-0308		Luc	200,0x29	Hand Brake
	96-00		R		18-0301	18-0301K		Ø 200,0	+ABS
	96-00		R		18-0304	18-0304K		Ø 200,0	-ABS
	96-00		R		51-0081		GM	Ø 19,05 200,0x28	LUC
1.2 i 16v Eng.X12XE (48kW)	3/98-9/00		F		22-0077-0		Ate	Th 17,0	
	98-00		F		23-0080			Ø 236,0 Th 12,7-10,7	
	98-00		F		23-0096			Ø 236,0 Th 19,9-18,2	Vent., Sport
	3/98-9/00		R		53-0308		Luc	200,0x29	Hand Brake
	98-00		R		18-0301	18-0301K		Ø 200,0	+ABS
	98-00		R		18-0304	18-0304K		Ø 200,0	-ABS
1.2i Eng.12NZ/ C12NZ/ X12SZ (33kW)	3/93-9/00		F		22-0077-0		Ate	Th 17,0	
	93-00		F		23-0080			Ø 236,0 Th 12,7-10,7	
	3/93-9/00		R		53-0308		Luc	200,0x29	Hand Brake
	93-00		R		18-0301	18-0301K		Ø 200,0	+ABS
	93-00		R		18-0304	18-0304K		Ø 200,0	-ABS
	93-00		R		51-0081		GM	Ø 19,05 200,0x28	LUC
1.4 i Eng.C14NZ/ X14SZ (44kW)	3/93-9/00		F		22-0077-0		Ate	Th 17,0	
	3/93-9/00		F		22-0537-0		Gir	Th 15,5	Only SW
	93-00		F		23-0080			Ø 236,0 Th 12,7-10,7	
	93-00		F		23-0096			Ø 236,0 Th 19,9-18,2	Vent., Sport
	3/93-9/00		R		53-0308		Luc	200,0x29	Hand Brake
	93-00		R		18-0301	18-0301K		Ø 200,0	+ABS
	93-00		R		18-0304	18-0304K		Ø 200,0	-ABS
	93-00		R		51-0081		GM	Ø 19,05 200,0x28	LUC



















































		Spare Parts	F/R	L/R	METELLI ref.	METELLI ref. w/KIT		DIMENSIONS mm.	NOTE
1.4 i 16v Eng.C14S/ C14SEL (63kW)	8/97-9/00		F		<b>22-0077-0</b>		Ate	Th 17,0	
	97-00		F		<b>23-0096</b>			Ø 236,0 Th 19,9-18,2	Vent.
	8/97-9/00		R		<b>53-0308</b>		Luc	200,0x29	Hand Brake
	97-00		R		<b>18-0301</b>	<b>18-0301K</b>		Ø 200,0	+ABS
	97-00		R		<b>18-0304</b>	<b>18-0304K</b>		Ø 200,0	-ABS
	97-00		R		<b>51-0081</b>		GM	Ø 19,05 200,0x28	LUC
1.4 i 16v Eng.X14XE (66kW)	9/94-9/00		F		<b>22-0077-0</b>		Ate	Th 17,0	
	94-00		F		<b>23-0096</b>			Ø 236,0 Th 19,9-18,2	Vent.
	9/94-9/00		R		<b>53-0308</b>		Luc	200,0x29	Hand Brake
	94-00		R		<b>18-0301</b>	<b>18-0301K</b>		Ø 200,0	+ABS
	94-00		R		<b>18-0304</b>	<b>18-0304K</b>		Ø 200,0	-ABS
	94-00		R		<b>51-0081</b>		GM	Ø 19,05 200,0x28	LUC
1.4 Si Eng.C14SE (60kW)	3/93-9/00		F		<b>22-0077-0</b>		Ate	Th 17,0	
	93-00		F		<b>23-0096</b>			Ø 236,0 Th 19,9-18,2	Vent.
	3/93-9/00		R		<b>53-0308</b>		Luc	200,0x29	Hand Brake
	93-00		R		<b>18-0301</b>	<b>18-0301K</b>		Ø 200,0	+ABS
	93-00		R		<b>18-0304</b>	<b>18-0304K</b>		Ø 200,0	-ABS
	93-00		R		<b>51-0081</b>		GM	Ø 19,05 200,0x28	LUC
1.5 D Eng.15D(4EC1) (37kW)	3/93-9/00		F		<b>22-0077-0</b>		Ate	Th 17,0	
	93-00		F		<b>23-0080</b>			Ø 236,0 Th 12,7-10,7	
	3/93-9/00		R		<b>53-0308</b>		Luc	200,0x29	Hand Brake
	93-00		R		<b>18-0301</b>	<b>18-0301K</b>		Ø 200,0	+ABS
	93-00		R		<b>18-0304</b>	<b>18-0304K</b>		Ø 200,0	-ABS
	93-00		R		<b>51-0081</b>		GM	Ø 19,05 200,0x28	LUC
1.5 TD Eng.15DT(T4EC1) (49kW)	3/93-9/00		F		<b>22-0077-0</b>		Ate	Th 17,0	
	93-00		F		<b>23-0080</b>			Ø 236,0 Th 12,7-10,7	
	3/93-9/00		R		<b>53-0308</b>		Luc	200,0x29	Hand Brake
	93-00		R		<b>18-0301</b>	<b>18-0301K</b>		Ø 200,0	+ABS
	93-00		R		<b>18-0304</b>	<b>18-0304K</b>		Ø 200,0	-ABS
	93-00		R		<b>51-0081</b>		GM	Ø 19,05 200,0x28	LUC
1.6 GSI 16v Eng.C16XE (80kW)	3/93-9/00		F		<b>22-0077-0</b>		Ate	Th 17,0	
	93-00		F		<b>23-0284</b>			Ø 256,0 Th 19,8-17,0	Vent.
	3/93-9/00		R		<b>53-0308</b>		Luc	200,0x29	Hand Brake
	93-00		R		<b>18-0301</b>	<b>18-0301K</b>		Ø 200,0	+ABS
	93-00		R		<b>18-0304</b>	<b>18-0304K</b>		Ø 200,0	-ABS
	93-00		R		<b>51-0081</b>		GM	Ø 19,05 200,0x28	LUC
1.6 i 16v Eng.C16SEL (74kW)	8/97-9/00		F		<b>22-0077-0</b>		Ate	Th 17,0	
	97-00		F		<b>23-0284</b>			Ø 256,0 Th 19,8-17,0	Vent.
	8/97-9/00		R		<b>53-0308</b>		Luc	200,0x29	Hand Brake
	97-00		R		<b>18-0301</b>	<b>18-0301K</b>		Ø 200,0	+ABS
	97-00		R		<b>18-0304</b>	<b>18-0304K</b>		Ø 200,0	-ABS
	97-00		R		<b>51-0081</b>		GM	Ø 19,05 200,0x28	LUC
1.6 i 16v Eng.X16XE (78kW)	9/94-9/00		F		<b>22-0077-0</b>		Ate	Th 17,0	
	94-00		F		<b>23-0284</b>			Ø 256,0 Th 19,8-17,0	Vent.
	9/94-9/00		R		<b>53-0308</b>		Luc	200,0x29	Hand Brake
	94-00		R		<b>18-0301</b>	<b>18-0301K</b>		Ø 200,0	+ABS
	94-00		R		<b>18-0304</b>	<b>18-0304K</b>		Ø 200,0	-ABS
	94-00		R		<b>51-0081</b>		GM	Ø 19,05 200,0x28	LUC
1.7 D Eng.17D(4EE1)/ X17D (44kW)	2/96-9/00		F		<b>22-0077-0</b>		Ate	Th 17,0	
	2/96-9/00		F		<b>22-0537-0</b>		Gir	Th 15,5	Only SW
	96-00		F		<b>23-0080</b>			Ø 236,0 Th 12,7-10,7	
	2/96-9/00		R		<b>53-0308</b>		Luc	200,0x29	Hand Brake
	96-00		R		<b>18-0301</b>	<b>18-0301K</b>		Ø 200,0	+ABS
	96-00		R		<b>18-0304</b>	<b>18-0304K</b>		Ø 200,0	-ABS
	96-00		R		<b>51-0081</b>		GM	Ø 19,05 200,0x28	LUC
	96-00		R		<b>51-0081</b>		GM	Ø 19,05 200,0x28	LUC
<b>Corsa C / Corsa II 9/00-6/06</b>									
1.0 12v Eng.Z10XE (43kW)	9/00-6/06		F		<b>22-0340-0</b>		Gir	Th 17,0	
	9/00-		F		<b>23-0568</b>			Ø 240,0 Th 10,8-8,0	-ABS
	9/00-		F		<b>23-0569</b>			Ø 240,0 Th 20,0-17,0	Vent., +ABS
	9/00-6/06		R		<b>53-0308</b>		Luc	200,0x29	Hand Brake
	9/00-6/06		R		<b>53-0309</b>		Luc	200,0x45	Hand Brake
	9/00-		R		<b>18-0351</b>	<b>18-0351K</b>		Ø 200,0	+ABS
	9/00-		R		<b>18-0350</b>	<b>18-0350K</b>		Ø 200,0	-ABS
	00-06		R		<b>51-0159</b>		Luc	Ø 19,05 200,0x45	LUC, +ABS
1.0 12v Eng.Z10XEP (44kW)	6/03-6/06		F		<b>22-0340-0</b>		Gir	Th 17,0	
	03-		F		<b>23-0568</b>			Ø 240,0 Th 10,8-8,0	-ABS
	03-		F		<b>23-0569</b>			Ø 240,0 Th 20,0-17,0	Vent., +ABS

		Spare Parts	F/R	L/R	METELLI ref.	METELLI ref. w/KIT		DIMENSIONS mm.	NOTE
1.0 12v Eng.Z10XEP (44kW)	6/03-6/06		R		53-0308		Luc	200,0x29	Hand Brake
	6/03-6/06		R		53-0309		Luc	200,0x45	Hand Brake
	03-03		R		18-0351	18-0351K		Ø 200,0	+ABS
	03-00-06		R		18-0350	18-0350K		Ø 200,0	-ABS
	00-06		R		51-0159		Luc	Ø 19,05 200,0x45	LUC, +ABS
1.2 16v Eng.Z12XE (55kW)	9/00-6/06		F		22-0340-0		Gir	Th 17,0	
	9/00-		F		23-0568			Ø 240,0 Th 10,8-8,0	-ABS
	9/00-		F		23-0569			Ø 240,0 Th 20,0-17,0	Vent., +ABS
	9/00-6/06		R		53-0308		Luc	200,0x29	Hand Brake
	9/00-6/06		R		53-0309		Luc	200,0x45	Hand Brake
	9/00-		R		18-0351	18-0351K		Ø 200,0	+ABS
	9/00-		R		18-0350	18-0350K		Ø 200,0	-ABS
	00-06		R		51-0159		Luc	Ø 19,05 200,0x45	LUC, +ABS
1.2 16v Twinport Eng.Z12XEP (59kW)	7/04-6/06		F		22-0340-0		Gir	Th 17,0	
	04-04		F		23-0568			Ø 240,0 Th 10,8-8,0	-ABS
	04-04		F		23-0569			Ø 240,0 Th 20,0-17,0	Vent., +ABS
	7/04-6/06		R		53-0308		Luc	200,0x29	Hand Brake
	7/04-6/06		R		53-0309		Luc	200,0x45	Hand Brake
	04-04		R		18-0351	18-0351K		Ø 200,0	+ABS
	04-04		R		18-0350	18-0350K		Ø 200,0	-ABS
	00-06		R		51-0159		Luc	Ø 19,05 200,0x45	LUC, +ABS
1.3 CDTi 16v Eng.Z13DT (51kW)	6/03-6/06		F		22-0340-0		Gir	Th 17,0	
	6/03-		F		23-0604			Ø 260,5 Th 24,0-21,0	Vent.
	6/03-6/06		R		53-0308		Luc	200,0x29	Hand Brake
	6/03-6/06		R		53-0309		Luc	200,0x45	Hand Brake
	6/03-		R		18-0351	18-0351K		Ø 200,0	+ABS
	6/03-		R		18-0350	18-0350K		Ø 200,0	-ABS
	00-06		R		51-0159		Luc	Ø 19,05 200,0x45	LUC, +ABS
1.4 16v Eng.Z14XE (66kW)	9/00-6/06		F		22-0340-0		Gir	Th 17,0	
	9/00-		F		23-0604			Ø 260,5 Th 24,0-21,0	Vent.
	9/00-6/06		R		53-0308		Luc	200,0x29	Hand Brake
	9/00-6/06		R		53-0309		Luc	200,0x45	Hand Brake
	9/00-		R		18-0351	18-0351K		Ø 200,0	+ABS
	9/00-		R		18-0350	18-0350K		Ø 200,0	-ABS
1.4 16v Twinport Eng.Z14XEP (66kW)	6/03-6/06		F		22-0340-0		Gir	Th 17,0	
	03-		F		23-0604			Ø 260,5 Th 24,0-21,0	Vent.
	6/03-6/06		R		53-0308		Luc	200,0x29	Hand Brake
	6/03-6/06		R		53-0309		Luc	200,0x45	Hand Brake
	03-03		R		18-0351	18-0351K		Ø 200,0	+ABS
	03-03		R		18-0350	18-0350K		Ø 200,0	-ABS
1.6 Eng.Z16YNG (71kW)	8/05-7/06		R		53-0308		Luc	200,0x29	Hand Brake
8/05-7/06		R		53-0309		Luc	200,0x45	Hand Brake	
1.7 CDTi Eng.Z17DTH (74kW)	6/03-6/06		F		22-0539-0		Ate	Th 20,0	
	6/03-		F		23-0514			Ø 280,0 Th 24,9-22,0	Vent.
	6/03-		R		23-0489			Ø 264,0 Th 10,0-8,0	+ABS
	6/03-6/06		R		53-0308		Luc	200,0x29	Hand Brake
	6/03-6/06		R		53-0309		Luc	200,0x45	Hand Brake
1.7 Di 16v Eng.Y17DTL (48kW)	03-03		R		51-0234		Luc	Ø 20,64 200,0x45	LUC, -ABS
	9/00-6/06		F		22-0340-0		Gir	Th 17,0	
	9/00-		F		23-0569			Ø 240,0 Th 20,0-17,0	Vent., +ABS
	9/00-6/06		R		53-0308		Luc	200,0x29	Hand Brake
	9/00-6/06		R		53-0309		Luc	200,0x45	Hand Brake
	9/00-		R		18-0351	18-0351K		Ø 200,0	+ABS
	9/00-		R		18-0350	18-0350K		Ø 200,0	-ABS
00-06		R		51-0159		Luc	Ø 19,05 200,0x45	LUC, +ABS	
1.7 DTi 16v Eng.Y17DT (55kW)	9/00-6/06		F		22-0340-0		Gir	Th 17,0	
	9/00-		F		23-0604			Ø 260,5 Th 24,0-21,0	Vent.
	9/00-6/06		R		53-0308		Luc	200,0x29	Hand Brake
	9/00-6/06		R		53-0309		Luc	200,0x45	Hand Brake
	9/00-		R		18-0351	18-0351K		Ø 200,0	+ABS
	9/00-		R		18-0350	18-0350K		Ø 200,0	-ABS
	00-06		R		51-0159		Luc	Ø 19,05 200,0x45	LUC, +ABS
1.8 16v Eng.Z18XE (92kW)	9/00-6/06		F		22-0340-0		Gir	Th 17,0	
	9/00-6/06		R		22-0541-0		Gir	Th 14,0	
	9/00-		F		23-0604			Ø 260,5 Th 24,0-21,0	Vent.
	9/00-		R		23-0610			Ø 240,0 Th 10,0-8,2	
	9/00-6/06		R		53-0308		Luc	200,0x29	Hand Brake


































		Spare Parts	F/R	L/R	METELLI ref.	METELLI ref. w/KIT		DIMENSIONS mm.	NOTE
1.8 16v Eng.Z18XE (92kW)	9/00-6/06		R		53-0309		Luc	200,0x45	Hand Brake
<b>Corsa D 7/06-</b>									
1.0 12v Eng.Z10XEP (44kW)	7/06-		F		22-0321-2		Bosch	Th 18,0	
	06-		F		23-0858			Ø 257,0 Th 12,0-10,0	Pinze 3.1
	10/06-		F		23-0835			Ø 256,0 Th 22,0-20,0	Vent.
	7/06-		R		53-0092		Ap	203,0x38	3p, Hand Brake
	7/06-		R		53-0093		Ap	228,0x40	5p, Hand Brake
	10/06-		R		18-0373			Ø 203,2	3p
	06-		R		51-0222		Ap	Ø 19,05 203,0x38	AP, +EBD, +ABS, 3p
	06-		R		51-0223		Ap	Ø 19,05 228,0x40	AP, +EBD, +ABS, 5p
1.2 16v Eng.Z12XEP (59kW)	7/06-		F		22-0321-2		Bosch	Th 18,0	
	10/06-		F		23-0835			Ø 256,0 Th 22,0-20,0	Vent.
	7/06-		R		53-0092		Ap	203,0x38	3p, Hand Brake
	7/06-		R		53-0093		Ap	228,0x40	5p, Hand Brake
	10/06-		R		18-0373			Ø 203,2	3p
	06-		R		51-0222		Ap	Ø 19,05 203,0x38	AP, +EBD, +ABS, 3p
	06-		R		51-0223		Ap	Ø 19,05 228,0x40	AP, +EBD, +ABS, 5p
	1.3 CDTi 16v Eng.Z13DTH (66kW)	7/06-		F		22-0322-2		Bosch	Th 19,0
10/06-			F		23-0859			Ø 284,0 Th 22,0-20,0	Vent.
7/06-			R		53-0092		Ap	203,0x38	3p, Hand Brake
7/06-			R		53-0093		Ap	228,0x40	5p, Hand Brake
10/06-			R		18-0372			Ø 228,3	
06-			R		51-0222		Ap	Ø 19,05 203,0x38	AP, +EBD, +ABS, 3p
06-			R		51-0223		Ap	Ø 19,05 228,0x40	AP, +EBD, +ABS, 5p
1.3 CDTi 16v Eng.Z13DTJ (55kW)		7/06-		F		22-0321-2		Bosch	Th 18,0
	10/06-		F		23-0835			Ø 256,0 Th 22,0-20,0	Vent., Brake Disc 257mm
	10/06-		F		23-0859			Ø 284,0 Th 22,0-20,0	Vent., Brake Disc 284mm
	7/06-		R		53-0092		Ap	203,0x38	3p, Hand Brake
	7/06-		R		53-0093		Ap	228,0x40	5p, Hand Brake
	05-		R		18-0372			Ø 228,3	
	06-		R		51-0222		Ap	Ø 19,05 203,0x38	AP, +EBD, +ABS, 3p
	06-		R		51-0223		Ap	Ø 19,05 228,0x40	AP, +EBD, +ABS, 5p
1.4 16v Eng.Z14XEP (66kW)	7/06-		F		22-0321-2		Bosch	Th 18,0	
	10/06-		F		23-0835			Ø 256,0 Th 22,0-20,0	Vent.
	7/06-		R		53-0092		Ap	203,0x38	3p, Hand Brake
	7/06-		R		53-0093		Ap	228,0x40	5p, Hand Brake
	05-		R		18-0372			Ø 228,3	
	06-		R		51-0222		Ap	Ø 19,05 203,0x38	AP, +EBD, +ABS, 3p
	06-		R		51-0223		Ap	Ø 19,05 228,0x40	AP, +EBD, +ABS, 5p
	1.6 T. 16v Eng.Z16LEL (110kW)	7/06-		F		22-0539-0		Ate	Th 20,0
7/06-			R		22-0705-0		Bosch	Th 17,5	
06-			F		23-0826			Ø 308,0 Th 25,0-22,0	Vent.
06-			R		23-0890			Ø 264,0 Th 10,0-8,0	
1.6 T. 16v Eng.Z16LER (141kW)	8/07-		F		22-0539-0		Ate	Th 20,0	
	8/07-		R		22-0705-0		Bosch	Th 17,5	
	07-		F		23-0826			Ø 308,0 Th 25,0-22,0	Vent.
	07-		R		23-0890			Ø 264,0 Th 10,0-8,0	
1.7 CDTi 16v Eng.Z17DTR (92kW)	7/06-		F		22-0777-0		Bosch	Th 19,0	
	7/06-		R		22-0705-0		Bosch	Th 17,5	
	06-		F		23-0877			Ø 278,0 Th 26,0-23,0	Vent.
	06-		R		23-0890			Ø 264,0 Th 10,0-8,0	
	06-		R			53-0302K		Ø 264,0 Th 10,0-8,0	
	06-		R						
<b>Diplomat A 10/64-3/69</b>									
2.8 Eng.28S (95kW)	1/65-12/69		R		53-0302	53-0302K	Ate	160,0x25	Hand Brake
5.3, Coupé Eng.54S (169kW)	9/66-3/69		R		53-0302	53-0302K	Ate	160,0x25	Hand Brake
<b>Diplomat B 3/69-1/78</b>									
2.8 (103kW)	9/72-8/78		R		53-0302		Ate	160,0x25	Hand Brake
2.8 Eng.28E (121kW)	3/69-2/75		F		22-0078-1		Ate	Th 15,0	
	3/69-2/75		R		22-0003-0		Ate	Th 15,0	
	3/69-2/75		R			53-0302K	Ate	Th 15,0	
	3/69-2/75		R		53-0302	53-0302K	Ate	160,0x25	Hand Brake
2.8 Eng.28S (95kW)	1/69-12/77		R		53-0302		Ate	160,0x25	Hand Brake
5.3 Eng.54S (169kW)	3/69-1/78		F		22-0078-1		Ate	Th 15,0	
	3/69-1/78		R		22-0003-0		Ate	Th 15,0	
	3/69-1/78		R			53-0302K	Ate	Th 15,0	
	3/69-1/78		R		53-0302		Ate	160,0x25	Hand Brake

				METELLI ref.	METELLI ref. w/KIT		DIMENSIONS mm.	NOTE	
<b>Firenza Coupe 1/71-10/75</b>									
1.3 (40kW)	1/71-10/73		F	22-0019-0		Lock	Th 14,0		
<b>Frontera A / Frontera 3/92-10/98</b>									
2.0 i Sport Eng.C20NE/ X20SE (85kW)	3/92-10/98		F	22-0244-0		Ake	Th 16,0	Ch -SV707326	
	3/92-10/98		F	22-0357-0		Ake	Th 16,0	Ch SV707327-	
	3/92-10/98		R	22-0358-0		Ake	Th 15,5	Ch SV707327-	
	92-		F	23-0452			Ø 280,0 Th 26,0-24,6	Ch SV720103-, Vent., -ABS	
	92-		F	23-0351			Ø 257,5 Th 22,0-20,6	Ch -SV720102, Vent.	
	3/92-10/98		R	53-0315		Ake	210,0x32	Hand Brake	
	3/92-10/98		R	53-0310		Ake	254,0x52		
	3/92-10/98		R	53-0192		Ake	254,0x52	Hand Brake	
	92-		R	18-0298			Ø 254,0	Ch -PV561270	
	2.2 i Eng.X22XE (100kW)	3/95-10/98		F	22-0357-0		Ake	Th 16,0	
3/95-10/98			R	22-0358-0		Ake	Th 15,5		
95-			F	23-0502			Ø 280,0 Th 26,0-24,6	Vent., +ABS	
95-			F	23-0452			Ø 280,0 Th 26,0-24,6	Vent., -ABS	
3/95-10/98			R	53-0315		Ake	210,0x32	Hand Brake	
2.3 TD Eng.23DTR (74kW)	3/92-10/98		F	22-0244-0		Ake	Th 16,0	Ch -SV707326	
	3/92-10/98		F	22-0357-0		Ake	Th 16,0	Ch SV707327-	
	3/92-10/98		R	22-0358-0		Ake	Th 15,5	Ch SV707327-	
	92-98		F	23-0351			Ø 257,5 Th 22,0-20,6	Vent.	
	3/92-10/98		R	53-0315		Ake	210,0x32	Hand Brake	
	3/92-10/98		R	53-0310		Ake	254,0x52		
	3/92-10/98		R	53-0192		Ake	254,0x52	Hand Brake	
	92-		R	18-0298			Ø 254,0	Ch -PV561270	
	2.4 i Eng.C24NE (92kW)	3/92-10/98		F	22-0244-0		Ake	Th 16,0	Ch -SV707326
		3/92-10/98		F	22-0357-0		Ake	Th 16,0	Ch SV707327-
3/92-10/98			R	22-0358-0		Ake	Th 15,5	Ch SV707327-	
92-			F	23-0351			Ø 257,5 Th 22,0-20,6	Vent.	
3/92-10/98			R	53-0315		Ake	210,0x32	Hand Brake	
3/92-10/98			R	53-0310		Ake	254,0x52		
3/92-10/98			R	53-0192		Ake	254,0x52	Hand Brake	
92-			R	18-0298			Ø 254,0	Ch -PV561270	
2.5 TDS, Sport Eng.VM41B (85kW)		9/96-10/98		F	22-0357-0		Ake	Th 16,0	
		9/96-10/98		R	22-0358-0		Ake	Th 15,5	
	96-98		F	23-0502			Ø 280,0 Th 26,0-24,6	Vent., +ABS	
	96-98		F	23-0452			Ø 280,0 Th 26,0-24,6	Vent., -ABS	
	9/96-10/98		R	53-0315		Ake	210,0x32	Hand Brake	
	9/96-10/98		R	53-0310		Ake	254,0x52		
	9/96-10/98		R	53-0192		Ake	254,0x52	Hand Brake	
	9/96-10/98		R	53-0192		Ake	254,0x52	Hand Brake	
2.8 TD, Sport Eng.4JB1T (83kW)	3/95-10/98		F	22-0357-0		Ake	Th 16,0		
	3/95-10/98		R	22-0358-0		Ake	Th 15,5		
	95-		F	23-0502			Ø 280,0 Th 26,0-24,6	Vent., +ABS	
	95-		F	23-0452			Ø 280,0 Th 26,0-24,6	Vent., -ABS	
	3/95-10/98		R	53-0315		Ake	210,0x32	Hand Brake	
	3/95-10/98		R	53-0310		Ake	254,0x52		
	3/95-10/98		R	53-0192		Ake	254,0x52	Hand Brake	
	3/95-10/98		R	53-0192		Ake	254,0x52	Hand Brake	
<b>Frontera B / Frontera II 10/98-</b>									
2.2 DTI Eng.X22DTH (85kW)	10/98-9/02		F	22-0357-0		Ake	Th 16,0		
	10/98-9/02		F	22-0357-1		Ake	Th 17,0	+trip computer	
	10/98-9/02		R	22-0358-0		Ake	Th 15,5		
	98-		F	23-0502			Ø 280,0 Th 26,0-24,6	Vent., +ABS	
	98-		F	23-0452			Ø 280,0 Th 26,0-24,6	Vent., -ABS	
	10/98-9/02		R	53-0315		Ake	210,0x32	Hand Brake	
2.2 DTI 16v Eng.Y22DTH (88kW)	9/02-		F	22-0357-0		Ake	Th 16,0		
	9/02-		F	22-0357-1		Ake	Th 17,0	+trip computer	
	9/02-		R	22-0358-0		Ake	Th 15,5		
	02-		F	23-0502			Ø 280,0 Th 26,0-24,6	Vent., +ABS	
	02-		F	23-0452			Ø 280,0 Th 26,0-24,6	Vent., -ABS	
	9/02-		R	53-0315		Ake	210,0x32	Hand Brake	
2.2 i Eng.X22SE/ Y22SE (100kW)	10/98-		F	22-0357-0		Ake	Th 16,0		
	10/98-		F	22-0357-1		Ake	Th 17,0	+trip computer	
	10/98-		R	22-0358-0		Ake	Th 15,5		
	98-		F	23-0502			Ø 280,0 Th 26,0-24,6	Vent., +ABS	
	98-		F	23-0452			Ø 280,0 Th 26,0-24,6	Vent., -ABS	
	10/98-		R	53-0315		Ake	210,0x32	Hand Brake	




































































		Spare Parts	F/R	L/R	METELLI ref.	METELLI ref. w/KIT		DIMENSIONS mm.	NOTE
3.2 i Eng.6VD1/ Y32NE (151kW)	10/98-		F		22-0357-0		Ake	Th 16,0	
	10/98-		F		22-0357-1		Ake	Th 17,0	+trip computer
	10/98-		R		22-0358-0		Ake	Th 15,5	
	98-		F		23-0502			Ø 280,0 Th 26,0-24,6	Vent., +ABS
	98-		F		23-0452			Ø 280,0 Th 26,0-24,6	Vent., -ABS
10/98-		R		53-0315		Ake	210,0x32	Hand Brake	
<b>GT 9/68-8/73</b>									
1.1 Eng.11SR (44kW)	9/68-12/70		R		53-0300		GM	200,0x29	Hand Brake
1.9 Eng.19S (66kW)	9/68-8/73		R		53-0301		GM	230,0x51	Hand Brake
	68-73		R		18-0302			Ø 230,0	
<b>GT 12/06-</b>									
2.0 T. 16v Eng.Z20NHH (194kW)	12/06-		R		22-0337-1		Ate	Th 16,5	
<b>Kadett A, SW 9/62-8/65</b>									
1.0 Eng.10N (29kW)	9/62-8/65		R		53-0300		GM	200,0x29	Hand Brake
1.0, Coupé Eng.10S (35kW)	9/62-8/65		R		53-0300		GM	200,0x29	Hand Brake
<b>Kadett B, SW / Chevette B 9/65-8/73</b>									
1.1, Coupé Eng.11N (33-37kW)	9/65-8/73		F		22-0002-1		Ate	Th 15,0	
	65-73		F		23-0021			Ø 237,5 Th 11,0-10,0	
	9/65-8/73		R		53-0300		GM	200,0x29	Hand Brake
	65-73		R		18-0300			Ø 200,0	
1.1, Coupé Eng.11S (40kW)	9/65-7/71		F		22-0002-1		Ate	Th 15,0	
	65-71		F		23-0021			Ø 237,5 Th 11,0-10,0	
	9/65-7/71		R		53-0300		GM	200,0x29	Hand Brake
1.1, Coupé (Exc. SW) Eng.11SR (44kW)	11/66-7/71		F		22-0002-1		Ate	Th 15,0	
	66-71		F		23-0021			Ø 237,5 Th 11,0-10,0	
	11/66-7/71		R		53-0300		GM	200,0x29	Hand Brake
1.2, Coupé Eng.12S (44kW)	8/71-8/73		F		22-0002-1		Ate	Th 15,0	
	71-73		F		23-0021			Ø 237,5 Th 11,0-10,0	
	8/71-8/73		R		53-0300		GM	200,0x29	Hand Brake
	71-73		R		18-0300			Ø 200,0	Incl. Scandinavia
1.5 (47kW)	8/71-7/73		R		53-0301		GM	230,0x51	Hand Brake
1.7 (Exc. SW) Eng.17N/ S (44-49-61kW)	8/67-8/71		F		22-0002-1		Ate	Th 15,0	
	8/67-8/71		R		53-0301		GM	230,0x51	Hand Brake
	67-71		R		18-0302			Ø 230,0	
1.9 Coupé (Exc. SW) Eng.19S (66kW)	8/67-8/73		F		22-0003-0		Ate	Th 15,0	
	8/67-8/73		R		53-0301		GM	230,0x51	Hand Brake
	67-73		R		18-0300			Ø 200,0	
	67-73		R		18-0302			Ø 230,0	
<b>Kadett C, SW / Chevette C 8/73-7/79</b>									
1.0, Coupé Eng.10N (29kW)	1/74-7/79		F		22-0003-0		Ate	Th 15,0	
	74-79		F		23-0021			Ø 237,5 Th 11,0-10,0	
	1/74-7/79		R		53-0300		GM	200,0x29	Hand Brake
	74-79		R		18-0300			Ø 200,0	
1.2, Coupé Eng.12N (38-40kW)	8/73-7/79		F		22-0003-0		Ate	Th 15,0	
	73-79		F		23-0021			Ø 237,5 Th 11,0-10,0	
	8/73-7/79		R		53-0300		GM	200,0x29	Hand Brake
	8/73-7/79		R		53-0301		GM	230,0x51	Hand Brake
	73-79		R		18-0300			Ø 200,0	
1.2, Coupé Eng.12S (44kW)	8/73-7/79		F		22-0003-0		Ate	Th 15,0	
	73-79		F		23-0021			Ø 237,5 Th 11,0-10,0	
	8/73-7/79		R		53-0300		GM	200,0x29	Hand Brake
	8/73-7/79		R		53-0301		GM	230,0x51	Hand Brake
	73-79		R		18-0300			Ø 200,0	
1.6, Coupé Eng.16S/ SH (55kW)	5/77-7/79		F		22-0013-1		Ate	Th 16,5	
	77-79		F		23-0022			Ø 245,5 Th 12,5-11,7	
	5/77-7/79		R		53-0301		GM	230,0x51	Hand Brake
	77-79		R		18-0302			Ø 230,0	
1.9 GTE Coupé (Exc. SW) Eng.19E (77kW)	9/75-7/77		F		22-0013-1		Ate	Th 16,5	
	75-77		F		23-0022			Ø 245,5 Th 12,5-11,7	
	9/75-7/77		R		53-0301		GM	230,0x51	Hand Brake
	75-77		R		18-0302			Ø 230,0	
2.0 GTE Coupé (Exc. SW) Eng.20EH (85kW)	8/77-7/79		F		22-0013-1		Ate	Th 16,5	
	8/77-7/79		F		23-0022			Ø 245,5 Th 12,5-11,7	
	8/77-7/79		R		53-0301		GM	230,0x51	Hand Brake
	8/77-7/79		R		18-0302			Ø 230,0	
2.0 Rallye Coupé (Exc. SW) Eng.20E (81kW)	8/77-7/79		F		22-0013-1		Ate	Th 16,5	
	8/77-7/79		F		23-0022			Ø 245,5 Th 12,5-11,7	
	8/77-7/79		R		53-0301		GM	230,0x51	Hand Brake

		Spare Parts	F/R	L/R	METELLI ref.	METELLI ref. w/KIT		DIMENSIONS mm.	NOTE
2.0 Rallye Coupé (Exc. SW) Eng.20E (81kW)	8/77-7/79		R		18-0302			Ø 230,0	
<b>Kadett D, SW / Astra D 8/79-8/84</b>									
1.0 (30kW)	9/79-8/82		R		53-0303		GM	200,0x29	Ch -E508740/ E2501707/ E605529, Hand Brake
	9/79-8/82		R		53-0304		GM	200,0x46	Ch -E508740/ E2501707/ E605529, FR, Hand Brake
	9/79-8/82		R		53-0307		Luc	200,0x29	Ch E508741/ E2501708/ E605530-, Hand Brake
	9/79-8/82		R		53-0305		Luc	200,0x45	Ch E508741/ E2501708/ E605530-, FR, Hand Brake
1.0 (33kW)	9/79-8/84		R		53-0303		GM	200,0x29	Ch -E508740/ E2501707/ E605529, Hand Brake
	9/79-8/84		R		53-0304		GM	200,0x46	Ch -E508740/ E2501707/ E605529, FR, Hand Brake
	9/79-8/84		R		53-0307		Luc	200,0x29	Ch E508741/ E2501708/ E605530-, Hand Brake
	9/79-8/84		R		53-0305		Luc	200,0x45	Ch E508741/ E2501708/ E605530-, FR, Hand Brake
1.0 (Exc. SW) Eng.10S (29-38kW)	8/79-8/84		F		22-0044-0	22-0044-2K	GM	Th 15,0	
	79-84		F		23-0071			Ø 236,0 Th 10,0-7,0	
	8/79-8/84		R		53-0303		GM	200,0x29	Ch -E508740/ E2501707/ E605529, Hand Brake
	8/79-8/84		R		53-0304		GM	200,0x46	Ch -E508740/ E2501707/ E605529, FR, Hand Brake
	8/79-8/84		R		53-0307		Luc	200,0x29	Ch E508741/ E2501708/ E605530-, Hand Brake
	8/79-8/84		R		53-0305		Luc	200,0x45	Ch E508741/ E2501708/ E605530-, FR, Hand Brake
	79-84		R		18-0299			Ø 200,0	M/T
	79-84		R		18-0300			Ø 200,0	M/T
	79-84		R		18-0302			Ø 230,0	A/T
	83-84		R		51-0120		GM	Ø 14,28 200,0x29	LUC
1.2 Eng.12N (39kW)	8/79-7/82		F		22-0044-0	22-0044-2K	GM	Th 15,0	
	79-82		F		23-0071			Ø 236,0 Th 10,0-7,0	
	8/79-7/82		R		53-0303		GM	200,0x29	Ch -E508740/ E2501707/ E605529, Hand Brake
	8/79-7/82		R		53-0304		GM	200,0x46	Ch -E508740/ E2501707/ E605529, FR, Hand Brake
	8/79-7/82		R		53-0307		Luc	200,0x29	Ch E508741/ E2501708/ E605530-, Hand Brake
	8/79-7/82		R		53-0305		Luc	200,0x45	Ch E508741/ E2501708/ E605530-, FR, Hand Brake
	79-82		R		18-0299			Ø 200,0	M/T
	79-82		R		18-0300			Ø 200,0	M/T
	79-82		R		18-0302			Ø 230,0	A/T
	79-82		R		51-0120		GM	Ø 14,28 200,0x29	LUC
1.2 Eng.12S (44kW)	8/79-8/84		F		22-0044-0	22-0044-2K	GM	Th 15,0	
	79-84		F		23-0071			Ø 236,0 Th 10,0-7,0	
	8/79-8/84		R		53-0303		GM	200,0x29	Ch -E508740/ E2501707/ E605529, Hand Brake
	8/79-8/84		R		53-0304		GM	200,0x46	Ch -E508740/ E2501707/ E605529, FR, Hand Brake
	8/79-8/84		R		53-0307		Luc	200,0x29	Ch E508741/ E2501708/ E605530-, Hand Brake
	8/79-8/84		R		53-0305		Luc	200,0x45	Ch E508741/ E2501708/ E605530-, FR, Hand Brake
	79-84		R		18-0299			Ø 200,0	M/T
	79-84		R		18-0300			Ø 200,0	M/T
	79-84		R		18-0302			Ø 230,0	A/T
	83-84		R		51-0120		GM	Ø 14,28 200,0x29	LUC
1.2 (Exc. SW) Eng.12ST (40kW)	8/82-8/84		F		22-0044-0	22-0044-2K	GM	Th 15,0	
	82-84		F		23-0071			Ø 236,0 Th 10,0-7,0	
	8/82-8/84		R		53-0303		GM	200,0x29	Ch -E508740/ E2501707/ E605529, Hand Brake
	8/82-8/84		R		53-0304		GM	200,0x46	Ch -E508740/ E2501707/ E605529, FR, Hand Brake
	8/82-8/84		R		53-0307		Luc	200,0x29	Ch E508741/ E2501708/ E605530-, Hand Brake
	8/82-8/84		R		53-0305		Luc	200,0x45	Ch E508741/ E2501708/ E605530-, FR, Hand Brake
	82-84		R		18-0299			Ø 200,0	M/T
	82-84		R		18-0300			Ø 200,0	M/T
	82-84		R		18-0302			Ø 230,0	A/T
	82-84		R		51-0120		GM	Ø 14,28 200,0x29	LUC
1.3 Eng.13N (44kW)	8/79-8/84		F		22-0044-0	22-0044-2K	GM	Th 15,0	
	79-84		F		23-0071			Ø 236,0 Th 10,0-7,0	
	8/79-8/84		R		53-0303		GM	200,0x29	Ch -E508740/ E2501707/ E605529, Hand Brake
	8/79-8/84		R		53-0304		GM	200,0x46	Ch -E508740/ E2501707/ E605529, FR, Hand Brake






























































		Spare Parts	F/R	L/R	METELLI ref.	METELLI ref. w/KIT		DIMENSIONS mm.	NOTE
1.3 Eng.13N (44kW)	8/79-8/84		R		53-0307		Luc	200,0x29	Ch E508741/ E2501708/ E605530-, Hand Brake
	8/79-8/84		R		53-0305		Luc	200,0x45	Ch E508741/ E2501708/ E605530-, FR, Hand Brake
	8/79-8/84		R		53-0306		Luc	230,0x50	Hand Brake
	79-84		R		18-0299			Ø 200,0	M/T
	79-84		R		18-0300			Ø 200,0	M/T
	79-84		R		18-0302			Ø 230,0	A/T
	83-84		R		51-0120		GM	Ø 14,28 200,0x29	LUC, M/T
1.3 Eng.13S (55kW)	8/79-8/84		F		22-0044-0	22-0044-2K	GM	Th 15,0	
	79-84		F		23-0071			Ø 236,0 Th 10,0-7,0	
	8/79-8/84		R		53-0303		GM	200,0x29	Ch -E508740/ E2501707/ E605529, Hand Brake
	8/79-8/84		R		53-0304		GM	200,0x46	Ch -E508740/ E2501707/ E605529, FR, Hand Brake
	8/79-8/84		R		53-0307		Luc	200,0x29	Ch E508741/ E2501708/ E605530-, Hand Brake
	8/79-8/84		R		53-0305		Luc	200,0x45	Ch E508741/ E2501708/ E605530-, FR, Hand Brake
	8/79-8/84		R		53-0306		Luc	230,0x50	Hand Brake
	79-84		R		18-0299			Ø 200,0	M/T
	79-84		R		18-0300			Ø 200,0	M/T
	79-84		R		18-0302			Ø 230,0	A/T
	8/83-7/84		R		51-0111		GM	Ø 17,46 200,0x46	LUC
	1.6 (51kW)	9/79-8/84		R		53-0304		GM	200,0x46
9/79-8/84			R		53-0305		Luc	200,0x45	Ch E508741/ E2501708/ E605530-, FR, Hand Brake
9/79-8/84			R		53-0306		Luc	230,0x50	Hand Brake
1.6 (55kW)	9/79-8/84		R		53-0304		GM	200,0x46	Ch -E508740/ E2501707/ E605529, FR, Hand Brake
	9/79-8/84		R		53-0305		Luc	200,0x45	Ch E508741/ E2501708/ E605530-, FR, Hand Brake
	9/79-8/84		R		53-0306		Luc	230,0x50	Hand Brake
1.6 Eng.16N/ S/ SH (66kW)	9/81-8/84		F		22-0044-0	22-0044-2K	GM	Th 15,0	
	81-84		F		23-0071			Ø 236,0 Th 10,0-7,0	
	9/81-8/84		R		53-0304		GM	200,0x46	Ch -E508740/ E2501707/ E605529, FR, Hand Brake
	9/81-8/84		R		53-0305		Luc	200,0x45	Ch E508741/ E2501708/ E605530-, FR, Hand Brake
	9/81-8/84		R		53-0306		Luc	230,0x50	Hand Brake
	81-84		R		18-0300			Ø 200,0	M/T
	81-84		R		18-0302			Ø 230,0	A/T
	81-7/84		R		51-0111		GM	Ø 17,46 200,0x46	LUC
1.6 D Eng.16D (40kW)	3/82-8/84		F		22-0044-0	22-0044-2K	GM	Th 15,0	
	82-84		F		23-0080			Ø 236,0 Th 12,7-10,7	
	3/82-8/84		R		53-0304		GM	200,0x46	Ch -E508740/ E2501707/ E605529, FR, Hand Brake
	3/82-8/84		R		53-0305		Luc	200,0x45	Ch E508741/ E2501708/ E605530-, FR, Hand Brake
	3/82-8/84		R		53-0306		Luc	230,0x50	Hand Brake
	82-84		R		18-0300			Ø 200,0	M/T
	-84		R		18-0302			Ø 230,0	Ch E2501708-, A/T
	8/83-7/84		R		51-0111		GM	Ø 17,46 200,0x46	LUC
1.8 GTE (Exc. SW) Eng.18E (85kW)	2/83-8/84		F		22-0044-0	22-0044-2K	GM	Th 15,0	
	83-84		F		23-0096			Ø 236,0 Th 19,9-18,2	Vent.
	2/83-8/84		R		53-0304		GM	200,0x46	Ch -E508740/ E2501707/ E605529, FR, Hand Brake
	2/83-8/84		R		53-0305		Luc	200,0x45	Ch E508741/ E2501708/ E605530-, FR, Hand Brake
	2/83-8/84		R		53-0306		Luc	230,0x50	Hand Brake
	83-84		R		18-0300			Ø 200,0	M/T
	83-84		R		51-0111		GM	Ø 17,46 200,0x46	LUC
	<b>Kadett E / Astra E, Belmont 9/84-8/91</b>								
1.2 Eng.12SC (40kW)	9/84-7/86		F		22-0044-0	22-0044-2K	GM	Th 15,0	
	84-86		F		23-0071			Ø 236,0 Th 10,0-7,0	M/T
	84-86		F		23-0080			Ø 236,0 Th 12,7-10,7	A/T
	9/84-7/86		R		53-0307		Luc	200,0x29	Hand Brake
	9/84-7/86		R		53-0305		Luc	200,0x45	Hand Brake
	9/84-7/86		R		53-0306		Luc	230,0x50	Hand Brake

		Spare Parts	F/R	L/R	METELLI ref.	METELLI ref. w/KIT		DIMENSIONS mm.	NOTE	
1.2 Eng.12SC (40kW)	84-86		R		18-0300			Ø 200,0	A/T	
	84-86		R		18-0299			Ø 200,0	M/T	
			R		51-0119		GM	Ø 14,28 200,0x29	Ch G5000001-M5000000, LUC	
			R		51-0080		GM	Ø 17,46 200,0x30	Ch M5000001-, LUC	
			R		51-0112		GM	Ø 17,46 200,0x46	Ch G5000001-M5000000, LUC	
			R		51-0122		GM	Ø 19,05 200,0x29	Ch G5000000-, LUC, IP	
		84-		R		51-0120		GM	Ø 14,28 200,0x29	Ch -G5000000, LUC
1.2 Eng.12ST (40kW)	1/84-12/88		F		22-0044-0	22-0044-2K	GM	Th 15,0		
	1/84-12/88		R		53-0307		Luc	200,0x29	Hand Brake	
	1/84-12/88		R		53-0305		Luc	200,0x45	Hand Brake	
	1/84-12/88		R		53-0306		Luc	230,0x50	Hand Brake	
1.3 Eng.13S (55kW)	9/84-8/87		F		22-0044-0	22-0044-2K	GM	Th 15,0		
	84-87		F		23-0071			Ø 236,0 Th 10,0-7,0	M/T	
	9/84-8/87		R		53-0307		Luc	200,0x29	Hand Brake	
	9/84-8/87		R		53-0305		Luc	200,0x45	Hand Brake	
	9/84-8/87		R		53-0306		Luc	230,0x50	Hand Brake	
	84-87		R		18-0300			Ø 200,0	A/T	
	84-87		R		18-0299			Ø 200,0	M/T	
			R		51-0080		GM	Ø 17,46 200,0x30	Ch G5000001-, LUC, M/T	
			R		51-0112		GM	Ø 17,46 200,0x46	Ch G5000001-, LUC, A/T	
		84-		R		51-0111		GM	Ø 17,46 200,0x46	Ch -G5000000, LUC, A/T
	1.3i, Kat Eng.13NB/ C13N/ 13N (44kW)	9/85-8/91		F		22-0044-0	22-0044-2K	GM	Th 15,0	
85-91			F		23-0080			Ø 236,0 Th 12,7-10,7	A/T	
9/85-8/91			R		53-0307		Luc	200,0x29	Hand Brake	
9/85-8/91			R		53-0305		Luc	200,0x45	Hand Brake	
9/85-8/91			R		53-0306		Luc	230,0x50	Hand Brake	
85-91			R		18-0300			Ø 200,0	A/T	
85-91			R		18-0299			Ø 200,0	M/T	
			R		51-0119		GM	Ø 14,28 200,0x29	Ch G5000001-M5000000, LUC	
			R		51-0117		GM	Ø 14,28 200,0x46	Ch G5000001-M5000000, LUC	
			R		51-0080		GM	Ø 17,46 200,0x30	Ch M5000001-, LUC	
			R		51-0112		GM	Ø 17,46 200,0x46	Ch G5000001-M5000000, LUC, A/T	
		R		51-0122		GM	Ø 19,05 200,0x29	Ch G5000001-, LUC, IP		
	85-		R		51-0120		GM	Ø 14,28 200,0x29	Ch -G5000000, LUC	
1.4 i Eng.C14NZ/ X14SZ (44kW)	1/90-8/91		F		22-0044-0	22-0044-2K	GM	Th 15,0		
	90-91		F		23-0071			Ø 236,0 Th 10,0-7,0	M/T	
	1/90-8/91		R		53-0307		Luc	200,0x29	Hand Brake	
	1/90-8/91		R		53-0305		Luc	200,0x45	Hand Brake	
	1/90-8/91		R		53-0306		Luc	230,0x50	Hand Brake	
			R		51-0119		GM	Ø 14,28 200,0x29	Ch G5000001-M5000000, LUC	
			R		51-0080		GM	Ø 17,46 200,0x30	Ch M5000001-, LUC	
			R		51-0112		GM	Ø 17,46 200,0x46	Ch G5000001-M5000000, LUC	
		R		51-0122		GM	Ø 19,05 200,0x29	Ch G5000001-, LUC, IP		
1.4 S Eng.14NV (55kW)	1/90-8/91		F		22-0044-0	22-0044-2K	GM	Th 15,0		
	90-91		F		23-0071			Ø 236,0 Th 10,0-7,0	M/T	
	1/90-8/91		R		53-0307		Luc	200,0x29	Hand Brake	
	1/90-8/91		R		53-0305		Luc	200,0x45	Hand Brake	
	1/90-8/91		R		53-0306		Luc	230,0x50	Hand Brake	
			R		51-0119		GM	Ø 14,28 200,0x29	Ch G5000001-M5000000, LUC	
			R		51-0080		GM	Ø 17,46 200,0x30	Ch M5000001-, LUC	
		R		51-0112		GM	Ø 17,46 200,0x46	Ch G5000001-M5000000, LUC		
		R		51-0122		GM	Ø 19,05 200,0x29	Ch G5000001-, LUC, IP		
1.4 Si Eng.C14SE (60kW)	9/89-8/91		R		53-0307		Luc	200,0x29	Hand Brake	
	9/89-8/91		R		53-0305		Luc	200,0x45	Hand Brake	
	9/89-8/91		R		53-0306		Luc	230,0x50	Hand Brake	
1.5 D Eng.4EC1 (37kW)	1/87-8/91		R		53-0307		Luc	200,0x29	Hand Brake	
	1/87-8/91		R		53-0305		Luc	200,0x45	Hand Brake	
	1/87-8/91		R		53-0306		Luc	230,0x50	Hand Brake	
1.5 TD Eng.15DT(T4EC1) (49-53kW)	7/88-8/91		F		22-0044-0	22-0044-2K	GM	Th 15,0		
	88-91		F		23-0080			Ø 236,0 Th 12,7-10,7		
	7/88-8/91		R		53-0307		Luc	200,0x29	Hand Brake	
	7/88-8/91		R		53-0305		Luc	200,0x45	Hand Brake	
	7/88-8/91		R		53-0306		Luc	230,0x50	Hand Brake	
	88-91		R		18-0300			Ø 200,0	M/T	
	88-91		R		51-0082		GM	Ø 19,05 200,0x45	LUC	
1.6 Eng.16N/ S/ SH (66kW)	9/84-8/86		F		22-0044-0	22-0044-2K	GM	Th 15,0		
	84-86		F		23-0080			Ø 236,0 Th 12,7-10,7		






























































		Spare Parts	F/R	L/R	METELLI ref.	METELLI ref. w/KIT		DIMENSIONS mm.	NOTE		
1.6 Eng.16N/ S/ SH (66kW)	9/84-8/86		R		53-0307		Luc	200,0x29	Hand Brake		
	9/84-8/86		R		53-0305		Luc	200,0x45	Hand Brake		
	9/84-8/86		R		53-0306		Luc	230,0x50	Hand Brake		
	84-86		R		18-0300			Ø 200,0			
	8/84-			R		51-0112		GM	Ø 17,46 200,0x46	Ch G5000001-M5000000, LUC	
				R		51-0082		GM	Ø 19,05 200,0x45	Ch G5000001-, LUC, IP	
			R		51-0111		GM	Ø 17,46 200,0x46	Ch -G5000000, LUC		
1.6 Eng.16SV (60kW)	9/86-8/91		F		22-0044-0	22-0044-2K	GM	Th 15,0			
	86-91		F		23-0080			Ø 236,0 Th 12,7-10,7			
	9/86-8/91		R		53-0307		Luc	200,0x29	Hand Brake		
	9/86-8/91		R		53-0305		Luc	200,0x45	Hand Brake		
	9/86-8/91		R		53-0306		Luc	230,0x50	Hand Brake		
	86-91			R		18-0300			Ø 200,0		
				R		51-0112		GM	Ø 17,46 200,0x46	Ch G5000001-M5000000, LUC	
				R		51-0082		GM	Ø 19,05 200,0x45	Ch G5000001-, LUC, IP	
	86-			R		51-0111		GM	Ø 17,46 200,0x46	Ch -G5000000, LUC	
				R		53-0307		Luc	200,0x29	Hand Brake	
			R		53-0305		Luc	200,0x45	Hand Brake		
1.6 Eng.E16SE (74kW)	1/86-12/90		R		53-0307		Luc	200,0x29	Hand Brake		
	1/86-12/90		R		53-0305		Luc	200,0x45	Hand Brake		
	1/86-12/90		R		53-0306		Luc	230,0x50	Hand Brake		
	1.6 D Eng.16D/ 16DA (40kW)	9/84-1/89		F		22-0044-0	22-0044-2K	GM	Th 15,0		
		84-89		F		23-0080			Ø 236,0 Th 12,7-10,7		
		9/84-1/89		R		53-0307		Luc	200,0x29	Hand Brake	
		9/84-1/89		R		53-0305		Luc	200,0x45	Hand Brake	
		9/84-1/89		R		53-0306		Luc	230,0x50	Hand Brake	
		84-89			R		18-0300			Ø 200,0	
			9/84-		R		18-0299			Ø 200,0	Ch -G5000000
				R		51-0080		GM	Ø 17,46 200,0x30	Ch G5184470-, LUC	
		R			51-0111		GM	Ø 17,46 200,0x46	Ch -G5000000, LUC		
		R		51-0112		GM	Ø 17,46 200,0x46	Ch G5000001-G5184469, LUC			
	R		51-0082		GM	Ø 19,05 200,0x45	Ch G5000001-, LUC, IP				
1.6 i, Kat Eng.C16LZ/ NZ/ E16NZ (55kW)	9/86-8/91		F		22-0044-0	22-0044-2K	GM	Th 15,0			
	86-91		F		23-0080			Ø 236,0 Th 12,7-10,7			
	9/86-8/91		R		53-0307		Luc	200,0x29	Hand Brake		
	9/86-8/91		R		53-0305		Luc	200,0x45	Hand Brake		
	9/86-8/91		R		53-0306		Luc	230,0x50	Hand Brake		
	86-91			R		18-0300			Ø 200,0		
				R		51-0112		GM	Ø 17,46 200,0x46	Ch G5000001-M5000000, LUC	
				R		51-0082		GM	Ø 19,05 200,0x45	Ch G5000001-, LUC, IP	
	86-		R		51-0111		GM	Ø 17,46 200,0x46	Ch -G5000000, LUC		
	1.7 D Eng.17D (42kW)	2/89-8/91		F		22-0044-0	22-0044-2K	GM	Th 15,0		
89-91			F		23-0080			Ø 236,0 Th 12,7-10,7			
2/89-8/91			R		53-0307		Luc	200,0x29	Hand Brake		
2/89-8/91			R		53-0305		Luc	200,0x45	Hand Brake		
2/89-8/91			R		53-0306		Luc	230,0x50	Hand Brake		
89-91				R		18-0299			Ø 200,0		
				R		18-0300			Ø 200,0	M/T	
			R		51-0122		GM	Ø 19,05 200,0x29	LUC, -ABS, IP		
			R		51-0082		GM	Ø 19,05 200,0x45	LUC, +ABS		
1.8 Eng.18E (85kW)		9/84-8/91		F		22-0044-0	22-0044-2K	GM	Th 15,0		
	84-91		F		23-0080			Ø 236,0 Th 12,7-10,7			
	84-91		F		23-0096			Ø 236,0 Th 19,9-18,2	Vent., +ABS		
	9/84-8/91		R		53-0307		Luc	200,0x29	Hand Brake		
	9/84-8/91		R		53-0305		Luc	200,0x45	Hand Brake		
	9/84-8/91		R		53-0306		Luc	230,0x50	Hand Brake		
	84-91			R		18-0300			Ø 200,0		
		8/84-		R		51-0112		GM	Ø 17,46 200,0x46	Ch G5000001-M5000000, LUC	
				R		51-0111		GM	Ø 17,46 200,0x46	Ch -G5000000, LUC	
	1.8 Eng.18SE (82kW)	1/86-12/93		R		53-0307		Luc	200,0x29	Hand Brake	
1/86-12/93			R		53-0305		Luc	200,0x45	Hand Brake		
1/86-12/93			R		53-0306		Luc	230,0x50	Hand Brake		
1.8 Eng.E18NV (62kW)	9/87-8/91		F		22-0117-0		Ate	Th 18,0			
	87-91		F		23-0080			Ø 236,0 Th 12,7-10,7			
	87-91		F		23-0096			Ø 236,0 Th 19,9-18,2	Vent., +ABS		
	9/87-8/91		R		53-0307		Luc	200,0x29	Hand Brake		
	9/87-8/91		R		53-0305		Luc	200,0x45	Hand Brake		
	9/87-8/91		R		53-0306		Luc	230,0x50	Hand Brake		
	87-91			R		18-0300			Ø 200,0		



		Spare Parts	F/R	L/R	METELLI ref.	METELLI ref. w/KIT		DIMENSIONS mm.	NOTE
1.8 Eng.E18NV (62kW)	87-		R		51-0112		GM	Ø 17,46 200,0x46	Ch G5000001-M5000000, LUC
			R		51-0111		GM	Ø 17,46 200,0x46	Ch -G5000000, LUC
1.8 i Eng.C18NE (74kW)	10/85-8/86		F		22-0044-0	22-0044-2K	GM	Th 15,0	
	85-86		F		23-0080			Ø 236,0 Th 12,7-10,7	
	85-86		F		23-0096			Ø 236,0 Th 19,9-18,2	Vent., +ABS
	10/85-8/86		R		53-0307		Luc	200,0x29	Hand Brake
	10/85-8/86		R		53-0305		Luc	200,0x45	Hand Brake
	10/85-8/86		R		53-0306		Luc	230,0x50	Hand Brake
	85-86		R		18-0300			Ø 200,0	
	85-		R		51-0112		GM	Ø 17,46 200,0x46	Ch G5000001-M5000000, LUC
	85-		R		51-0111		GM	Ø 17,46 200,0x46	Ch -G5000000, LUC
	1.8 i Eng.C18NT/ NZ/ NV (66kW)	9/90-8/91		F		22-0117-0		Ate	Th 18,0
90-91			F		23-0080			Ø 236,0 Th 12,7-10,7	
90-91			F		23-0096			Ø 236,0 Th 19,9-18,2	Vent., +ABS
9/90-8/91			R		53-0307		Luc	200,0x29	Hand Brake
9/90-8/91			R		53-0305		Luc	200,0x45	Hand Brake
9/90-8/91			R		53-0306		Luc	230,0x50	Hand Brake
90-91			R		18-0300			Ø 200,0	
90-			R		51-0112		GM	Ø 17,46 200,0x46	Ch G5000001-M5000000, LUC
90-			R		51-0111		GM	Ø 17,46 200,0x46	Ch -G5000000, LUC
2.0 GSI Eng.20SEH (95kW)		86-91		F		23-0166			Ø 256,0 Th 24,0-21,0
	86-91		F			53-0302K		Ø 256,0 Th 24,0-21,0	Vent.
	9/86-8/91		R		53-0302		Ate	160,0x25	Hand Brake
	9/86-8/91		R		53-0307		Luc	200,0x29	Hand Brake
	9/86-8/91		R		53-0305		Luc	200,0x45	Hand Brake
	9/86-8/91		R		53-0306		Luc	230,0x50	Hand Brake
	86-91		R		18-0300			Ø 200,0	
2.0 GSI 16v Eng.20XE (115kW)	87-91		F		22-0117-0		Ate	Th 18,0	
	12/87-8/91		R		22-0141-0		Ate	Th 15,5	
	87-91		F		23-0166			Ø 256,0 Th 24,0-21,0	Vent.
	87-91		R		23-0283			Ø 261,0 Th 9,8-8,0	
	87-91		R			53-0302K		Ø 261,0 Th 9,8-8,0	
	12/87-8/91		R		53-0302		Ate	160,0x25	Hand Brake
	12/87-8/91		R		53-0307		Luc	200,0x29	Hand Brake
	12/87-8/91		R		53-0305		Luc	200,0x45	Hand Brake
	12/87-8/91		R		53-0306		Luc	230,0x50	Hand Brake
	2.0 GSI 16v, Kat Eng.20XE/ 20XEJ/ C20XE (110kW)	3/88-8/91		F		22-0117-0		Ate	Th 18,0
3/88-8/91			R		22-0141-0		Ate	Th 15,5	
88-91			F		23-0166			Ø 256,0 Th 24,0-21,0	Vent.
88-91			R		23-0283			Ø 261,0 Th 9,8-8,0	
88-91			R			53-0302K		Ø 261,0 Th 9,8-8,0	
3/88-8/91			R		53-0302		Ate	160,0x25	Hand Brake
3/88-8/91			R		53-0307		Luc	200,0x29	Hand Brake
3/88-8/91			R		53-0305		Luc	200,0x45	Hand Brake
3/88-8/91			R		53-0306		Luc	230,0x50	Hand Brake
88-91			R		18-0300			Ø 200,0	Exc. 16v
2.0 i, Kat Eng.20NE/ C20NE (85kW)	-87		F		22-0044-0	22-0044-2K	GM	Th 15,0	
	87-		F		22-0117-0		Ate	Th 18,0	
	3/87-8/91		R		53-0307		Luc	200,0x29	Hand Brake
	3/87-8/91		R		53-0305		Luc	200,0x45	Hand Brake
	3/87-8/91		R		53-0306		Luc	230,0x50	Hand Brake
	87-		R		18-0300			Ø 200,0	
	87-		R		51-0112		GM	Ø 17,46 200,0x46	Ch K2500078-, LUC
87-		R		51-0082		GM	Ø 19,05 200,0x45	Ch -K2500077, LUC	
<b>Kadett E Cabrio 9/84-8/91</b>									
1.3 Eng.13S (55kW)	9/84-8/87		F		22-0044-0	22-0044-2K	GM	Th 15,0	
	84-87		F		23-0071			Ø 236,0 Th 10,0-7,0	M/T
	9/84-8/87		R		53-0307		Luc	200,0x29	Hand Brake
	9/84-8/87		R		53-0305		Luc	200,0x45	Hand Brake
	9/84-8/87		R		53-0306		Luc	230,0x50	Hand Brake
	84-		R		51-0120		GM	Ø 14,28 200,0x29	Ch -G5000000, LUC
1.4 i Eng.C14NZ/ X14SZ (44kW)	1/90-8/91		F		22-0044-0	22-0044-2K	GM	Th 15,0	
	90-91		F		23-0071			Ø 236,0 Th 10,0-7,0	M/T
	1/90-8/91		R		53-0307		Luc	200,0x29	Hand Brake
	1/90-8/91		R		53-0305		Luc	200,0x45	Hand Brake
	1/90-8/91		R		53-0306		Luc	230,0x50	Hand Brake
	90-91		R		18-0300			Ø 200,0	
































		Spare Parts	F/R	L/R	METELLI ref.	METELLI ref. w/KIT		DIMENSIONS mm.	NOTE
1.4 S Eng.14NV (55kW)	1/90-8/91		F		22-0044-0	22-0044-2K	GM	Th 15,0	
	90-91		F		23-0071			Ø 236,0 Th 10,0-7,0	M/T
	1/90-8/91		R		53-0307		Luc	200,0x29	Hand Brake
	1/90-8/91		R		53-0305		Luc	200,0x45	Hand Brake
	1/90-8/91		R		53-0306		Luc	230,0x50	Hand Brake
1.6 Eng.16SV (60kW)	9/86-8/91		F		22-0044-0	22-0044-2K	GM	Th 15,0	
	86-91		F		23-0080			Ø 236,0 Th 12,7-10,7	
	9/86-8/91		R		53-0307		Luc	200,0x29	Hand Brake
	9/86-8/91		R		53-0305		Luc	200,0x45	Hand Brake
	9/86-8/91		R		53-0306		Luc	230,0x50	Hand Brake
1.6 i, Kat Eng.C16LZ/ NZ/ E16NZ (55kW)	9/86-8/91		F		22-0044-0	22-0044-2K	GM	Th 15,0	
	86-91		F		23-0080			Ø 236,0 Th 12,7-10,7	
	9/86-8/91		R		53-0307		Luc	200,0x29	Hand Brake
	9/86-8/91		R		53-0305		Luc	200,0x45	Hand Brake
	9/86-8/91		R		53-0306		Luc	230,0x50	Hand Brake
2.0 GSi Eng.20XE (115kW)	9/90-5/92		R		53-0302		Ate	160,0x25	Hand Brake
	9/90-5/92		R		53-0307		Luc	200,0x29	Hand Brake
	9/90-5/92		R		53-0305		Luc	200,0x45	Hand Brake
	9/90-5/92		R		53-0306	53-0302K	Luc	230,0x50	Hand Brake
	9/90-5/92		R					Ø 200,0	
2.0 GSI 16V Eng.20XE/ 20XEJ/ C20XE (110kW)	9/90-5/92		R		53-0302		Ate	160,0x25	Hand Brake
	9/90-5/92		R		53-0307		Luc	200,0x29	Hand Brake
	9/90-5/92		R		53-0305		Luc	200,0x45	Hand Brake
	9/90-5/92		R		53-0306		Luc	230,0x50	Hand Brake
	9/90-5/92		R					Ø 200,0	
2.0 i GSI, KAT Eng.20NE/ C20NE (85kW)	3/87-8/91		F		22-0044-0	22-0044-2K	GM	Th 15,0	
	3/87-8/91		F			53-0302K	GM	Th 15,0	
	3/87-8/91		R		53-0302		Ate	160,0x25	Hand Brake
	3/87-8/91		R		53-0307		Luc	200,0x29	Hand Brake
	3/87-8/91		R		53-0305		Luc	200,0x45	Hand Brake
	3/87-8/91		R		53-0306		Luc	230,0x50	Hand Brake
	3/87-		R		18-0300			Ø 200,0	
<b>Kadett E SW 9/84-8/91</b>									
1.2 Eng.12SC (40kW)	9/84-7/86		F		22-0044-0	22-0044-2K	GM	Th 15,0	
	84-86		F		23-0071			Ø 236,0 Th 10,0-7,0	M/T
	84-86		F		23-0080			Ø 236,0 Th 12,7-10,7	A/T
	9/84-7/86		R		53-0307		Luc	200,0x29	Hand Brake
	9/84-7/86		R		53-0305		Luc	200,0x45	Hand Brake
	9/84-7/86		R		53-0306		Luc	230,0x50	Hand Brake
	84-86		R		18-0300			Ø 200,0	M/T
	84-86		R		18-0302			Ø 230,0	
	84-		R		51-0113		GM	Ø 19,05 200,0x46	Ch -G5000000, LUC
	84-		R		51-0115		GM	Ø 19,05 200,0x46	Ch -E215465, LUC
1.3 Eng.13S (55kW)	9/84-8/87		F		22-0044-0	22-0044-2K	GM	Th 15,0	
	84-87		F		23-0071			Ø 236,0 Th 10,0-7,0	M/T
	9/84-8/87		R		53-0307		Luc	200,0x29	Hand Brake
	9/84-8/87		R		53-0305		Luc	200,0x45	Hand Brake
	9/84-8/87		R		53-0306		Luc	230,0x50	Hand Brake
	84-87		R		18-0300			Ø 200,0	M/T
	84-87		R		18-0302			Ø 230,0	
			R		51-0114		GM	Ø 17,46 200,0x46	Ch -G5000000, LUC, IP
			R		51-0116		GM	Ø 17,46 200,0x46	Ch G5000001-, LUC, IP
84-		R		51-0113		GM	Ø 19,05 200,0x46	Ch -G5000000, LUC	
1.3i, Kat Eng.13NB/ C13N (44kW)	9/85-8/91		F		22-0044-0	22-0044-2K	GM	Th 15,0	
	85-91		F		23-0080			Ø 236,0 Th 12,7-10,7	A/T
	9/85-8/91		R		53-0307		Luc	200,0x29	Hand Brake
	9/85-8/91		R		53-0305		Luc	200,0x45	Hand Brake
	9/85-8/91		R		53-0306		Luc	230,0x50	Hand Brake
	85-91		R		18-0300			Ø 200,0	M/T
	85-91		R		18-0302			Ø 230,0	
			R		51-0114		GM	Ø 17,46 200,0x46	Ch -G5000000, LUC, IP
	85-		R		51-0116		GM	Ø 17,46 200,0x46	Ch G5000001-, LUC, IP
		R		51-0113		GM	Ø 19,05 200,0x46	Ch -G5000000, LUC	
		R		51-0115		GM	Ø 19,05 200,0x46	Ch -E215465, LUC	

		Spare Parts	F/R	L/R	METELLI ref.	METELLI ref. w/KIT		DIMENSIONS mm.	NOTE
1.4 i Eng.C14NZ/ X14SZ (44kW)	1/90-8/91		F		22-0044-0	22-0044-2K	GM	Th 15,0	
	90-91		F		23-0071			Ø 236,0 Th 10,0-7,0	M/T
	1/90-8/91		R		53-0307		Luc	200,0x29	Hand Brake
	1/90-8/91		R		53-0305		Luc	200,0x45	Hand Brake
	1/90-8/91		R		53-0306		Luc	230,0x50	Hand Brake
1.4 S Eng.14NV (55kW)	1/90-8/91		F		22-0044-0	22-0044-2K	GM	Th 15,0	
	90-91		F		23-0071			Ø 236,0 Th 10,0-7,0	M/T
	1/90-8/91		R		53-0307		Luc	200,0x29	Hand Brake
	1/90-8/91		R		53-0305		Luc	200,0x45	Hand Brake
	1/90-8/91		R		53-0306		Luc	230,0x50	Hand Brake
1.5 TD Eng.15DT(T4EC1) (49-53kW)	7/88-8/91		F		22-0044-0	22-0044-2K	GM	Th 15,0	
	88-91		F		23-0080			Ø 236,0 Th 12,7-10,7	
	7/88-8/91		R		53-0307		Luc	200,0x29	Hand Brake
	7/88-8/91		R		53-0305		Luc	200,0x45	Hand Brake
	7/88-8/91		R		53-0306		Luc	230,0x50	Hand Brake
	88-91		R		18-0302			Ø 230,0	M/T
	88-91		R		51-0082		GM	Ø 19,05 200,0x45	LUC
1.6 Eng.16N/ S/ SH (66kW)	9/84-8/86		F		22-0044-0	22-0044-2K	GM	Th 15,0	
	84-86		F		23-0080			Ø 236,0 Th 12,7-10,7	
	9/84-8/86		R		53-0307		Luc	200,0x29	Hand Brake
	9/84-8/86		R		53-0305		Luc	200,0x45	Hand Brake
	9/84-8/86		R		53-0306		Luc	230,0x50	Hand Brake
	84-86		R		18-0302			Ø 230,0	
	84-86		R		51-0082		GM	Ø 19,05 200,0x45	Ch E215466-, LUC
1.6 Eng.16SV (60kW)	9/86-8/91		F		22-0044-0	22-0044-2K	GM	Th 15,0	
	86-91		F		23-0080			Ø 236,0 Th 12,7-10,7	
	9/86-8/91		R		53-0307		Luc	200,0x29	Hand Brake
	9/86-8/91		R		53-0305		Luc	200,0x45	Hand Brake
	9/86-8/91		R		53-0306		Luc	230,0x50	Hand Brake
	86-91		R		18-0302			Ø 230,0	Incl. Dysability vehicle, M/T
	86-91		R		51-0082		GM	Ø 19,05 200,0x45	Ch E215466-, LUC
1.6 D Eng.16D/ 16DA (40kW)	9/84-1/89		F		22-0044-0	22-0044-2K	GM	Th 15,0	
	84-89		F		23-0080			Ø 236,0 Th 12,7-10,7	
	9/84-1/89		R		53-0307		Luc	200,0x29	Hand Brake
	9/84-1/89		R		53-0305		Luc	200,0x45	Hand Brake
	9/84-1/89		R		53-0306		Luc	230,0x50	Hand Brake
	84-89		R		18-0302			Ø 230,0	M/T
1.6 i, Kat Eng.C16LZ/ NZ/ E16NZ (55kW)	9/86-8/91		F		22-0044-0	22-0044-2K	GM	Th 15,0	
	86-91		F		23-0080			Ø 236,0 Th 12,7-10,7	
	9/86-8/91		R		53-0307		Luc	200,0x29	Hand Brake
	9/86-8/91		R		53-0305		Luc	200,0x45	Hand Brake
	9/86-8/91		R		53-0306		Luc	230,0x50	Hand Brake
	86-91		R		18-0302			Ø 230,0	Incl. Dysability vehicle, M/T
	86-91		R		51-0082		GM	Ø 19,05 200,0x45	Ch E215466-, LUC
1.7 D Eng.17D (42kW)	2/89-8/91		F		22-0044-0	22-0044-2K	GM	Th 15,0	
	89-91		F		23-0080			Ø 236,0 Th 12,7-10,7	
	2/89-8/91		R		53-0307		Luc	200,0x29	Hand Brake
	2/89-8/91		R		53-0305		Luc	200,0x45	Hand Brake
	2/89-8/91		R		53-0306		Luc	230,0x50	Hand Brake
	89-91		R		18-0302			Ø 230,0	
1.8 Eng.18E (85kW)	9/84-8/86		F		22-0044-0	22-0044-2K	GM	Th 15,0	
	84-86		F		23-0080			Ø 236,0 Th 12,7-10,7	
	84-86		F		23-0096			Ø 236,0 Th 19,9-18,2	Vent., +ABS
	9/84-8/86		R		53-0307		Luc	200,0x29	Hand Brake
	9/84-8/86		R		53-0305		Luc	200,0x45	Hand Brake
	9/84-8/86		R		53-0306		Luc	230,0x50	Hand Brake
	84-86		R		18-0300			Ø 200,0	M/T
	84-86		R		18-0302			Ø 230,0	Incl. Dysability vehicle, A/T
1.8 Eng.E18NV (62kW)	9/87-8/91		F		22-0117-0		Ate	Th 18,0	
	87-91		F		23-0080			Ø 236,0 Th 12,7-10,7	
	87-91		F		23-0096			Ø 236,0 Th 19,9-18,2	Vent., +ABS
	9/87-8/91		R		53-0307		Luc	200,0x29	Hand Brake
	9/87-8/91		R		53-0305		Luc	200,0x45	Hand Brake
	9/87-8/91		R		53-0306		Luc	230,0x50	Hand Brake
	87-91		R		18-0300			Ø 200,0	M/T
	87-91		R		18-0302			Ø 230,0	Incl. Dysability vehicle, A/T














		Spare Parts	F/R	L/R	METELLI ref.	METELLI ref. w/KIT		DIMENSIONS mm.	NOTE
1.8 Eng.E18NV (62kW)			R		51-0082		GM	Ø 19,05 200,0x45	Ch E215466-, LUC
1.8 i Eng.C18NE/ NT (74kW)	10/85-8/86		F		22-0044-0	22-0044-2K	GM	Th 15,0	
	85-86		F		23-0080			Ø 236,0 Th 12,7-10,7	
	85-86		F		23-0096			Ø 236,0 Th 19,9-18,2	Vent., +ABS
	10/85-8/86		R		53-0307		Luc	200,0x29	Hand Brake
	10/85-8/86		R		53-0305		Luc	200,0x45	Hand Brake
	10/85-8/86		R		53-0306		Luc	230,0x50	Hand Brake
	85-86		R		18-0300			Ø 200,0	M/T
	85-86		R		18-0302			Ø 230,0	Incl. Dysability vehicle, A/T
				R		51-0082		GM	Ø 19,05 200,0x45
1.8 i Eng.C18NZ (66kW)	-87		F		22-0044-0	22-0044-2K	GM	Th 15,0	
	87-		F		22-0117-0		Ate	Th 18,0	
	90-91		F		23-0080			Ø 236,0 Th 12,7-10,7	
	90-91		F		23-0096			Ø 236,0 Th 19,9-18,2	Vent., +ABS
	9/90-8/91		R		53-0307		Luc	200,0x29	Hand Brake
	9/90-8/91		R		53-0305		Luc	200,0x45	Hand Brake
	9/90-8/91		R		53-0306		Luc	230,0x50	Hand Brake
	90-91		R		18-0300			Ø 200,0	M/T
	90-91		R		18-0302			Ø 230,0	Incl. Dysability vehicle, A/T
				R		51-0082		GM	Ø 19,05 200,0x45
2.0 i, Kat Eng.20NE/ C20NE (85kW)	-87		F		22-0044-0	22-0044-2K	GM	Th 15,0	
	87-		F		22-0117-0		Ate	Th 18,0	
	3/87-8/91		R		53-0307		Luc	200,0x29	Hand Brake
	3/87-8/91		R		53-0305		Luc	200,0x45	Hand Brake
	3/87-8/91		R		53-0306		Luc	230,0x50	Hand Brake
	87-91		R		18-0302			Ø 230,0	M/T
			R		51-0082		GM	Ø 19,05 200,0x45	Ch E215466-, LUC
<b>Manta A 9/70-8/75</b>									
1.2 Eng.12S (44kW)	4/72-8/75		F		22-0003-0		Ate	Th 15,0	
	72-		F		23-0021			Ø 237,5 Th 11,0-10,0	Ch -C51019912
	-75		F		23-0022			Ø 245,5 Th 12,5-11,7	Ch C51019913-
	72-75		R		18-0300			Ø 200,0	
1.6 Eng.16N (44-50-66kW)	9/70-8/75		F		22-0003-0		Ate	Th 15,0	
	70-		F		23-0021			Ø 237,5 Th 11,0-10,0	Ch -C51019912
	-75		F		23-0022			Ø 245,5 Th 12,5-11,7	Ch C51019913-
	70-		R		18-0300			Ø 200,0	Ch -2724057
	-75		R		18-0302			Ø 230,0	Ch 2724058-
1.6 Eng.16S/ SH (55-59-66kW)	9/70-8/75		F		22-0003-0		Ate	Th 15,0	
	70-		F		23-0021			Ø 237,5 Th 11,0-10,0	Ch -C51019912
	-75		F		23-0022			Ø 245,5 Th 12,5-11,7	Ch C51019913-
1.9 Eng.19S (65-66kW)	9/70-8/75		F		22-0003-0		Ate	Th 15,0	
	70-		F		23-0021			Ø 237,5 Th 11,0-10,0	Ch -C51019912
	-75		F		23-0022			Ø 245,5 Th 12,5-11,7	Ch C51019913-
	-75		R		18-0302			Ø 230,0	Ch 2724058-
1.9 GTE Eng.19E (77kW)	2/74-8/75		F		22-0003-0		Ate	Th 15,0	
	74-		F		23-0021			Ø 237,5 Th 11,0-10,0	Ch -C51019912
	-75		F		23-0022			Ø 245,5 Th 12,5-11,7	Ch C51019913-
<b>Manta B / Cavalier Coupé 9/75-8/88</b>									
1.2 Eng.12N (40kW)	-78		F		22-0013-1		Ate	Th 16,5	
	78-		F		22-0044-0	22-0044-2K	GM	Th 15,0	
	76-83		F		23-0022			Ø 245,5 Th 12,5-11,7	
	76-83		R		18-0300			Ø 200,0	
1.2 Eng.12S (44kW)	-78		F		22-0013-1		Ate	Th 16,5	
	78-		F		22-0044-0	22-0044-2K	GM	Th 15,0	
	75-79		F		23-0022			Ø 245,5 Th 12,5-11,7	
	75-79		R		18-0300			Ø 200,0	
1.3 Eng.13N (44kW)	79-		F		22-0044-0	22-0044-2K	GM	Th 15,0	
	79-80		F		23-0022			Ø 245,5 Th 12,5-11,7	
	79-80		R		18-0300			Ø 200,0	
1.3 Eng.13S (55kW)	8/81-8/86		F		22-0044-0	22-0044-2K	GM	Th 15,0	
	81-86		F		23-0022			Ø 245,5 Th 12,5-11,7	
	-83		R		53-0301		GM	230,0x51	Hand Brake
	83-		R		53-0306		Luc	230,0x50	Hand Brake
	81-		R		18-0300			Ø 200,0	Ch -G6100000
	81-86		R		18-0302			Ø 230,0	
1.6 Eng.16N (44kW)	-78		F		22-0013-1		Ate	Th 16,5	
	78-		F		22-0044-0	22-0044-2K	GM	Th 15,0	

		Spare Parts	F/R	L/R	METELLI ref.	METELLI ref. w/KIT		DIMENSIONS mm.	NOTE	
1.6 Eng.16N (44kW)	75-80		F		23-0022			Ø 245,5 Th 12,5-11,7		
	9/75-12/80		R		53-0301		GM	230,0x51	Hand Brake	
	75-80		R		18-0300			Ø 200,0	M/T	
	75-80		R		18-0302			Ø 230,0	A/T	
1.6 Eng.16S/ SH (55kW)	-78		F		22-0013-1		Ate	Th 16,5		
	78-		F		22-0044-0	22-0044-2K	GM	Th 15,0		
	75-81		F		23-0022			Ø 245,5 Th 12,5-11,7		
	9/75-12/81		R		53-0301		GM	230,0x51	Hand Brake	
	75-81		R		18-0300			Ø 200,0	Exc. Norway	
1.8 Eng.18S (66kW)	7/82-8/87		F		22-0044-0	22-0044-2K	GM	Th 15,0		
	82-87		F		23-0022			Ø 245,5 Th 12,5-11,7		
	7/82-8/87		R		53-0301		GM	230,0x51	Hand Brake	
	7/82-8/87		R		53-0306		Luc	230,0x50	Hand Brake	
	82-87		R		18-0302			Ø 230,0		
1.9 Eng.19N (55kW)	-78		F		22-0013-1		Ate	Th 16,5		
	78-		F		22-0044-0	22-0044-2K	GM	Th 15,0		
	76-81		F		23-0022			Ø 245,5 Th 12,5-11,7		
	8/76-12/81		R		53-0301		GM	230,0x51	Hand Brake	
	76-81		R		18-0302			Ø 230,0		
1.9 Eng.19S (66kW)	-78		F		22-0013-1		Ate	Th 16,5		
	78-		F		22-0044-0	22-0044-2K	GM	Th 15,0		
	75-80		F		23-0022			Ø 245,5 Th 12,5-11,7		
	9/75-12/80		R		53-0301		GM	230,0x51	Hand Brake	
1.9 GTE Eng.19E (77kW)	9/75-8/77		F		22-0013-1		Ate	Th 16,5		
	75-77		F		23-0022			Ø 245,5 Th 12,5-11,7		
	9/75-8/77		R		53-0301		GM	230,0x51	Hand Brake	
2.0 (92kW)	8/81-7/88		R		53-0301		GM	230,0x51	Hand Brake	
	8/81-7/88		R		53-0306		Luc	230,0x50	Hand Brake	
2.0 Eng.20E (81kW)	-78		F		22-0013-1		Ate	Th 16,5		
	78-		F		22-0044-0	22-0044-2K	GM	Th 15,0		
	77-88		F		23-0022			Ø 245,5 Th 12,5-11,7		
	8/77-8/88		R		53-0301		GM	230,0x51	Hand Brake	
	8/77-8/88		R		53-0306		Luc	230,0x50	Hand Brake	
	77-88		R		18-0302			Ø 230,0		
2.0 Eng.20N (66kW)	-78		F		22-0013-1		Ate	Th 16,5		
	78-		F		22-0044-0	22-0044-2K	GM	Th 15,0		
	77-80		F		23-0022			Ø 245,5 Th 12,5-11,7		
	8/77-12/80		R		53-0301		GM	230,0x51	Hand Brake	
	8/77-12/80		R		53-0306		Luc	230,0x50	Hand Brake	
2.0 Eng.20S (74kW)	77-80		R		18-0302			Ø 230,0		
	-78		F		22-0013-1		Ate	Th 16,5		
	78-		F		22-0044-0	22-0044-2K	GM	Th 15,0		
	77-84		F		23-0022			Ø 245,5 Th 12,5-11,7		
	8/77-8/84		R		53-0301		GM	230,0x51	Hand Brake	
2.4 400 Eng.24E (106kW)	8/77-8/84		R		53-0306		Luc	230,0x50	Hand Brake	
	77-84		R		18-0302			Ø 230,0		
	7/80-8/84		F		22-0044-0	22-0044-2K	GM	Th 15,0		
	7/80-8/84		R		53-0301		GM	230,0x51	Hand Brake	
Meriva 5/03-	80-		R		18-0302			Ø 230,0	Ch -G6100000	
	1.3 CDTi 16v Eng.Y13DT (51kW)	05-		F		22-0539-0		Ate	Th 20,0	
		05-		R		22-0542-0		Gir	Th 15,0	
05-			F		23-0800			Ø 280,0 Th 25,0-22,0	Vent., 4 Hole	
05-			F		23-0514			Ø 280,0 Th 24,9-22,0	Vent., 5 Hole	
05-			R		23-0799			Ø 264,0 Th 10,0-8,0	4 Hole	
1.3 CDTi 16v Eng.Z13DTJ (55kW)	05-		R		23-0489			Ø 264,0 Th 10,0-8,0	5 Hole	
	9/03-		F		22-0539-0		Ate	Th 20,0		
	9/03-		R		22-0542-0		Gir	Th 15,0		
	5/03-		F		23-0800			Ø 280,0 Th 25,0-22,0	Vent., 4 Hole	
	5/03-		R		23-0799			Ø 264,0 Th 10,0-8,0	4 Hole	
1.4 16v Twinport Eng.Z14XEP (66kW)	9/03-		R		23-0489			Ø 264,0 Th 10,0-8,0	5 Hole	
	7/04-		F		22-0340-0		Gir	Th 17,0		
	7/04-		R		22-0542-0		Gir	Th 15,0		
	7/04-		F		23-0604			Ø 260,5 Th 24,0-21,0	Vent., 4 Hole	
	7/04-		F		23-0514			Ø 280,0 Th 24,9-22,0	Vent., 5 Hole	
	7/04-		R		23-0488			Ø 240,0 Th 10,0-8,0	4 Hole	
7/04-		R		23-0489			Ø 264,0 Th 10,0-8,0	5 Hole		



























































		Spare Parts	F/R	L/R	METELLI ref.	METELLI ref. w/KIT		DIMENSIONS mm.	NOTE
1.6 Eng.Z16SE (64kW)	5/03-		F		22-0340-0		Gir	Th 17,0	
			R		22-0542-0		Gir	Th 15,0	
	5/03-		F		23-0604			Ø 260,5 Th 24,0-21,0	Vent., 4 Hole
			F		23-0514			Ø 280,0 Th 24,9-22,0	Vent., 5 Hole
			R		23-0488			Ø 240,0 Th 10,0-8,0	4 Hole
			R		23-0489			Ø 264,0 Th 10,0-8,0	5 Hole
1.6 16v Eng.Z16XE (74kW)	5/03-		F		22-0539-0		Ate	Th 20,0	
			R		22-0542-0		Gir	Th 15,0	
	5/03-		F		23-0800			Ø 280,0 Th 25,0-22,0	Vent., 4 Hole
			F		23-0514			Ø 280,0 Th 24,9-22,0	Vent., 5 Hole
			R		23-0799			Ø 264,0 Th 10,0-8,0	4 Hole
			R		23-0489			Ø 264,0 Th 10,0-8,0	5 Hole
1.6 16v Eng.Z16XEP (77kW)	1/06-		F		22-0539-0		Ate	Th 20,0	
			R		22-0542-0		Gir	Th 15,0	
	06-		F		23-0514			Ø 280,0 Th 24,9-22,0	Vent., 5 Hole
			F		23-0800			Ø 280,0 Th 25,0-22,0	Vent., 4 Hole
			R		23-0799			Ø 264,0 Th 10,0-8,0	4 Hole
			R		23-0489			Ø 264,0 Th 10,0-8,0	5 Hole
1.6 T. 16v Eng.Z16LET (132kW)	3/07-		F		22-0539-0		Ate	Th 20,0	
			R		22-0542-0		Gir	Th 15,0	
	07-		F		23-0826			Ø 308,0 Th 25,0-22,0	Vent.
			R		23-0489			Ø 264,0 Th 10,0-8,0	5 Hole
1.7 CDTi Eng.Z17DTH (74kW)	9/03-		F		22-0539-0		Ate	Th 20,0	
			R		22-0542-0		Gir	Th 15,0	
	5/03-		F		23-0514			Ø 280,0 Th 24,9-22,0	Vent., 5 Hole
			R		23-0489			Ø 264,0 Th 10,0-8,0	5 Hole
1.7 CDTi 16v Eng.Z17DTR (92kW)	3/07-		F		22-0539-0		Ate	Th 20,0	
			R		22-0542-0		Gir	Th 15,0	
	07-		F		23-0800			Ø 280,0 Th 25,0-22,0	Vent., 4 Hole
			F		23-0514			Ø 280,0 Th 24,9-22,0	Vent., 5 Hole
			R		23-0799			Ø 264,0 Th 10,0-8,0	4 Hole
			R		23-0489			Ø 264,0 Th 10,0-8,0	5 Hole
1.7 DTi 16v Eng.Y17DT (48-55kW)	9/03-		F		22-0539-0		Ate	Th 20,0	
			R		22-0542-0		Gir	Th 15,0	
	03-		F		23-0800			Ø 280,0 Th 25,0-22,0	Vent., 4 Hole
			F		23-0514			Ø 280,0 Th 24,9-22,0	Vent., 5 Hole
			R		23-0799			Ø 264,0 Th 10,0-8,0	4 Hole
			R		23-0489			Ø 264,0 Th 10,0-8,0	5 Hole
1.8 16v Eng.Z18XE (92kW)	5/03-		F		22-0539-0		Ate	Th 20,0	
			R		22-0542-0		Gir	Th 15,0	
	03-		F		23-0800			Ø 280,0 Th 25,0-22,0	Vent., 4 Hole
			F		23-0514			Ø 280,0 Th 24,9-22,0	Vent., 5 Hole
			R		23-0799			Ø 264,0 Th 10,0-8,0	4 Hole
			R		23-0489			Ø 264,0 Th 10,0-8,0	5 Hole
<b>Midi II 6/88-</b>									
2.0 (62kW)	6/88-		R		53-0190		Sum	254,0x50	Hand Brake
2.2 D Eng.4FD1 (45kW)	7/90-8/94		R		53-0190		Sum	254,0x50	Hand Brake
2.4 D Eng.4FG1T (56kW)	10/94-8/97		R		53-0190		Sum	254,0x50	Hand Brake
2.4 TD Eng.4FG1T (56kW)	9/94-		R		53-0190		Sum	254,0x50	Hand Brake
<b>Monterey A 9/91-7/98</b>									
3.1 TD Eng.4JG2TC (84kW)	9/91-7/98		F		22-0357-0		Ake	Th 16,0	
			R		22-0358-0		Ake	Th 15,5	
	91-98		F		23-0351			Ø 257,5 Th 22,0-20,6	Vent., -ABS
3.2 Eng.6VD1 (130kW)	6/92-7/98		F		22-0357-0		Ake	Th 16,0	
			R		22-0358-0		Ake	Th 15,5	
	92-98		F		23-0452			Ø 280,0 Th 26,0-24,6	Vent., -ABS
<b>Monterey B 7/98-8/99</b>									
3.0 DTi Eng.4JX1 (117kW)	7/98-8/99		F		22-0357-0		Ake	Th 16,0	
			F		22-0357-1		Ake	Th 17,0	+trip computer
			R		22-0358-0		Ake	Th 15,5	
	98-99		F		23-0452			Ø 280,0 Th 26,0-24,6	Vent., -ABS
3.5 V6 24v Eng.6VE1 (158kW)	7/98-8/99		F		22-0357-0		Ake	Th 16,0	
			F		22-0357-1		Ake	Th 17,0	+trip computer
			R		22-0358-0		Ake	Th 15,5	
	98-99		F		23-0452			Ø 280,0 Th 26,0-24,6	Vent., -ABS
			F			53-0302K			Ø 280,0 Th 26,0-24,6

			Spare Parts	F/R	L/R	METELLI ref.	METELLI ref. w/KIT		DIMENSIONS mm.	NOTE
<b>Monza A / Royal - Coupé 2/78-8/86</b>										
2.0 Eng.20E (81kW)	1/83-12/86			R		53-0302	53-0302K	Ate	160,0x25	Hand Brake
2.0 Eng.H20E (85kW)	3/83-10/84			R		53-0302	53-0302K	Ate	160,0x25	Hand Brake
2.2 Eng.22E (85kW)	11/84-8/86			R		53-0302		Ate	160,0x25	Hand Brake
2.5 Eng.25E/ H (100-103kW)	5/81-8/86			F		22-0078-1		Ate	Th 15,0	
	5/81-8/86			R		22-0003-0		Ate	Th 15,0	
	5/81-8/86			R			53-0302K	Ate	Th 15,0	
	5/81-8/86			R		53-0302		Ate	160,0x25	Hand Brake
2.8 Eng.28H (103-107kW)	2/78-4/81			F		22-0078-1		Ate	Th 15,0	
	2/78-4/81			R		22-0003-0		Ate	Th 15,0	
	2/78-4/81			R			53-0302K	Ate	Th 15,0	
	2/78-4/81			R		53-0302	53-0302K	Ate	160,0x25	Hand Brake
2.8 Eng.28S (95kW)	1/79-12/81			R		53-0302		Ate	160,0x25	Hand Brake
3.0 Eng.30H (110kW)	4/78-7/82			F		22-0078-1		Ate	Th 15,0	
	4/78-7/82			R		22-0003-0		Ate	Th 15,0	
	4/78-7/82			R			53-0302K	Ate	Th 15,0	
	4/78-7/82			R		53-0302	53-0302K	Ate	160,0x25	Hand Brake
3.0 Eng.30S	1/78-12/82			R		53-0302		Ate	160,0x25	Hand Brake
3.0 GSE Eng.30E (132kW)	2/78-8/86			F		22-0078-1		Ate	Th 15,0	
	2/78-8/86			R		22-0003-0		Ate	Th 15,0	
	2/78-8/86			R			53-0302K	Ate	Th 15,0	
	2/78-8/86			R		53-0302	53-0302K	Ate	160,0x25	Hand Brake
3.0 GSE Eng.C30LE (115kW)	9/85-8/86			R		53-0302		Ate	160,0x25	Hand Brake
<b>Olympia A 8/67-8/71</b>										
1.0, Coupe Eng.11SR (44kW)	67-71			R		18-0302			Ø 230,0	
1.7, Coupe Eng.17N/ S (55kW)	67-71			R		18-0302			Ø 230,0	
1.9 Coupe Eng.19S (65-66kW)	67-71			R		18-0302			Ø 230,0	
<b>Omega A, SW / Carlton III 9/86-3/94</b>										
1.8 Eng.18NV (60kW)	-87			F		22-0044-0	22-0044-2K	GM	Th 15,0	
	-87			R		22-0276-0		Ate	Th 15,5	
	-87			R		22-0275-0		Ate	Th 15,5	SW
	86-			F		23-0195			Ø 258,0 Th 12,6-9,7	Ch -L1019854
	-87			F		23-0194			Ø 257,9 Th 23,8-21,0	Ch L1019855-, Vent.
	86-87			R		23-0196			Ø 270,0 Th 10,0-8,0	
	86-87			R			53-0302K		Ø 270,0 Th 10,0-8,0	
	9/86-8/87			R		53-0302		Ate	160,0x25	Hand Brake
1.8 Eng.18SEH (85kW)	-88			F		22-0044-0	22-0044-2K	GM	Th 15,0	
	-88			R		22-0276-0		Ate	Th 15,5	
	-88			R		22-0275-0		Ate	Th 15,5	SW
	88-			R		22-0275-0		Ate	Th 15,5	Incl. SW
	86-			F		23-0195			Ø 258,0 Th 12,6-9,7	Ch -L1019854
	-94			F		23-0194			Ø 257,9 Th 23,8-21,0	Ch L1019855-, Vent.
	86-94			R		23-0196			Ø 270,0 Th 10,0-8,0	
	86-94			R			53-0302K		Ø 270,0 Th 10,0-8,0	
9/86-3/94			R		53-0302		Ate	160,0x25	Hand Brake	
1.8 Eng.18SV (66kW)	-88			F		22-0044-0	22-0044-2K	GM	Th 15,0	
	-88			R		22-0276-0		Ate	Th 15,5	
	-88			R		22-0275-0		Ate	Th 15,5	SW
	88-			R		22-0275-0		Ate	Th 15,5	Incl. SW
	86-			F		23-0195			Ø 258,0 Th 12,6-9,7	Ch -L1019854
	-94			F		23-0194			Ø 257,9 Th 23,8-21,0	Ch L1019855-, Vent.
	86-94			R		23-0196			Ø 270,0 Th 10,0-8,0	
	86-94			R			53-0302K		Ø 270,0 Th 10,0-8,0	
9/86-3/94			R		53-0302		Ate	160,0x25	Hand Brake	
1.8 Eng.E18NVR (65kW)	-88			F		22-0044-0	22-0044-2K	GM	Th 15,0	
	-88			R		22-0276-0		Ate	Th 15,5	
	-88			R		22-0275-0		Ate	Th 15,5	SW
	88-			R		22-0275-0		Ate	Th 15,5	Incl. SW
	87-			F		23-0195			Ø 258,0 Th 12,6-9,7	Ch -L1019854
	-94			F		23-0194			Ø 257,9 Th 23,8-21,0	Ch L1019855-, Vent.
	87-94			R		23-0196			Ø 270,0 Th 10,0-8,0	
	87-94			R			53-0302K		Ø 270,0 Th 10,0-8,0	
9/87-3/94			R		53-0302		Ate	160,0x25	Hand Brake	
2.0, i Eng.20SE/ C20NE/ NEF/ NEJ (73-74-85-90kW)	-88			F		22-0044-0	22-0044-2K	GM	Th 15,0	
	88-			F		22-0117-0	22-0117-1K	Ate	Th 18,0	
	-88			R		22-0276-0		Ate	Th 15,5	
	-88			R		22-0275-0		Ate	Th 15,5	SW






























		Spare Parts	F/R	L/R	METELLI ref.	METELLI ref. w/KIT		DIMENSIONS mm.	NOTE
2.0, i Eng.20SE/ C20NE/ NEF/ NEJ (73-74-85-90kW)		88-	R		<b>22-0275-0</b>		Ate	Th 15,5	Incl. SW
		86-94	F		<b>23-0194</b>			Ø 257,9 Th 23,8-21,0	Vent.
		86-94	R		<b>23-0196</b>			Ø 270,0 Th 10,0-8,0	
		86-94	R			<b>53-0302K</b>		Ø 270,0 Th 10,0-8,0	
		9/86-3/94	R		<b>53-0302</b>		Ate	160,0x25	Hand Brake
2.3 D Eng.23YD (54-66kW)		-88	F		<b>22-0044-0</b>	<b>22-0044-2K</b>	GM	Th 15,0	
		-88	R		<b>22-0276-0</b>		Ate	Th 15,5	
		-88	R		<b>22-0275-0</b>		Ate	Th 15,5	SW
		88-	R		<b>22-0275-0</b>		Ate	Th 15,5	Incl. SW
		8/89-94	F		<b>23-0194</b>			Ø 257,9 Th 23,8-21,0	Vent.
		86-7/89	F		<b>23-0195</b>			Ø 258,0 Th 12,6-9,7	
		86-94	R		<b>23-0196</b>			Ø 270,0 Th 10,0-8,0	
		86-94	R			<b>53-0302K</b>		Ø 270,0 Th 10,0-8,0	
		10/86-3/94	R		<b>53-0302</b>		Ate	160,0x25	Hand Brake
		2.3 TD, TDi Eng.23DTR/ YDT (66-74kW)		-88	F		<b>22-0044-0</b>	<b>22-0044-2K</b>	GM
88-	F				<b>22-0117-0</b>	<b>22-0117-1K</b>	Ate	Th 18,0	
-88	R				<b>22-0276-0</b>		Ate	Th 15,5	
-88	R				<b>22-0275-0</b>		Ate	Th 15,5	SW
88-	R				<b>22-0275-0</b>		Ate	Th 15,5	Incl. SW
8/89-94	F				<b>23-0194</b>			Ø 257,9 Th 23,8-21,0	Vent.
86-7/89	F				<b>23-0195</b>			Ø 258,0 Th 12,6-9,7	
86-94	R				<b>23-0196</b>			Ø 270,0 Th 10,0-8,0	+ABS
86-94	R					<b>53-0302K</b>		Ø 270,0 Th 10,0-8,0	+ABS
10/86-3/94	R				<b>53-0302</b>		Ate	160,0x25	Hand Brake
2.4 i Eng.C24NE (92kW)		88-	F		<b>22-0117-0</b>	<b>22-0117-1K</b>	Ate	Th 18,0	
		9/88-3/94	R		<b>22-0275-0</b>		Ate	Th 15,5	
		88-94	F		<b>23-0194</b>			Ø 257,9 Th 23,8-21,0	Vent.
		88-94	R		<b>23-0196</b>			Ø 270,0 Th 10,0-8,0	
		88-94	R			<b>53-0302K</b>		Ø 270,0 Th 10,0-8,0	
2.6 i Eng.C26NE (110kW)		9/88-3/94	R		<b>53-0302</b>		Ate	160,0x25	Hand Brake
		9/90-3/94	F		<b>22-0538-0</b>	<b>22-0538-0K</b>	Gir	Th 18,5	
		9/90-3/94	R		<b>22-0275-0</b>		Ate	Th 15,5	
		90-94	F		<b>23-0441</b>			Ø 296,0 Th 28,0-25,0	Vent.
		90-94	R		<b>23-0196</b>			Ø 270,0 Th 10,0-8,0	
3.0 Eng.30E (132kW)		9/90-3/94	R		<b>53-0302</b>	<b>53-0302K</b>	Ate	160,0x25	Hand Brake
		3/87-12/87	F		<b>22-0275-0</b>		Ate	Th 15,5	
		3/87-12/87	F		<b>23-0441</b>			Ø 296,0 Th 28,0-25,0	Vent.
		3/87-12/87	R		<b>23-0196</b>			Ø 270,0 Th 10,0-8,0	
		3/87-12/87	R			<b>53-0302K</b>		Ø 270,0 Th 10,0-8,0	
3.0 24v Eng.C30SEJ (147kW)		9/89-3/94	F		<b>22-0538-0</b>	<b>22-0538-0K</b>	Gir	Th 18,5	
		9/89-3/94	R		<b>22-0275-0</b>		Ate	Th 15,5	
		89-94	F		<b>23-0441</b>			Ø 296,0 Th 28,0-25,0	Vent.
		89-94	R		<b>23-0196</b>			Ø 270,0 Th 10,0-8,0	
		89-94	R			<b>53-0302K</b>		Ø 270,0 Th 10,0-8,0	
3.0 24v (Exc. SW) Eng.C30SE (150kW)		9/89-3/94	F		<b>22-0538-0</b>	<b>22-0538-0K</b>	Gir	Th 18,5	
		9/89-3/94	R		<b>22-0275-0</b>		Ate	Th 15,5	
		89-94	F		<b>23-0441</b>			Ø 296,0 Th 28,0-25,0	Vent.
		89-94	R		<b>23-0196</b>			Ø 270,0 Th 10,0-8,0	
		89-94	R			<b>53-0302K</b>		Ø 270,0 Th 10,0-8,0	
3.0 24v Evolution500 (Exc. SW) Eng.C30XEI (169kW)		9/89-3/94	F		<b>22-0538-0</b>	<b>22-0538-0K</b>	Gir	Th 18,5	
		3/91-7/92	R		<b>22-0275-0</b>		Ate	Th 15,5	
		91-92	F		<b>23-0441</b>			Ø 296,0 Th 28,0-25,0	Vent.
		91-92	R		<b>23-0196</b>			Ø 270,0 Th 10,0-8,0	
		91-92	R			<b>53-0302K</b>		Ø 270,0 Th 10,0-8,0	
3.0 i, Kat Eng.30NE/ C30NE (130kW)		3/87-9/90	F		<b>22-0538-0</b>	<b>22-0538-0K</b>	Gir	Th 18,5	
		3/87-9/90	R		<b>22-0275-0</b>		Ate	Th 15,5	
		3/87-90	F		<b>23-0441</b>			Ø 296,0 Th 28,0-25,0	Vent.
		3/87-90	R		<b>23-0196</b>			Ø 270,0 Th 10,0-8,0	
		3/87-90	R			<b>53-0302K</b>		Ø 270,0 Th 10,0-8,0	
		3/87-9/90	R		<b>53-0302</b>		Ate	160,0x25	Hand Brake

		Spare Parts	F/R	L/R	METELLI ref.	METELLI ref. w/KIT		DIMENSIONS mm.	NOTE
3.6 24v Lotus (Exc. SW) Eng.C36GET (277kW)	8/90-9/92		F		22-0538-0	22-0538-0K	Gir	Th 18,5	
<b>Omega B, SW / Omega 3/94-7/03</b>									
2.0 Eng.20SE (90kW)	1/94-12/00		F		22-0128-0	22-0128-1K	Ate	Th 17,0	
	1/94-12/00		R		22-0275-1		Ate	Th 17,5	
	1/94-12/00		R			53-0302K	Ate	Th 17,5	
	1/94-12/00		R		53-0302		Ate	160,0x25	Hand Brake
2.0 Eng.20SE/ X20SE (85kW)	3/94-12/00		F		22-0128-0	22-0128-1K	Ate	Th 17,0	
	3/94-12/00		R		22-0275-1		Ate	Th 17,5	
	94-		F		23-0446			Ø 286,0 Th 24,0-21,0	Vent.
	94-		R		23-0480			Ø 286,0 Th 11,9-10,0	
	94-		R			53-0302K		Ø 286,0 Th 11,9-10,0	
	3/94-12/00		R		53-0302		Ate	160,0x25	Hand Brake
2.0 DTI 16v Eng.X20DTH (74kW)	9/97-9/00		F		22-0538-0	22-0538-0K	Gir	Th 18,5	
	9/97-9/00		R		22-0275-1		Ate	Th 17,5	
	97-		F		23-0441			Ø 296,0 Th 28,0-25,0	Vent.
	97-		R		23-0480			Ø 286,0 Th 11,9-10,0	
	97-		R			53-0302K		Ø 286,0 Th 11,9-10,0	
	9/97-9/00		R		53-0302		Ate	160,0x25	Hand Brake
2.0 i 16v Eng.X20XE (100kW)	-97		F		22-0128-0	22-0128-1K	Ate	Th 17,0	
	97-		F		22-0538-0	22-0538-0K	Gir	Th 18,5	
	3/94-9/99		R		22-0275-1		Ate	Th 17,5	
	94-		F		23-0446			Ø 286,0 Th 24,0-21,0	Vent.
	94-		R		23-0480			Ø 286,0 Th 11,9-10,0	
	94-		R			53-0302K		Ø 286,0 Th 11,9-10,0	
2.2 16v Eng.Y22XE/ Z22XE (106kW)	9/99-7/03		F		22-0538-0	22-0538-0K	Gir	Th 18,5	
	9/99-7/03		R		22-0275-1		Ate	Th 17,5	
	99-03		F		23-0441			Ø 296,0 Th 28,0-25,0	Vent.
	99-03		R		23-0480			Ø 286,0 Th 11,9-10,0	
	99-03		R			53-0302K		Ø 286,0 Th 11,9-10,0	
	9/99-7/03		R		53-0302		Ate	160,0x25	Hand Brake
2.2 DTI Eng.Y22DTH (81kW)	9/00-7/03		F		22-0538-0	22-0538-0K	Gir	Th 18,5	
	9/00-7/03		R		22-0275-1		Ate	Th 17,5	
	9/00-7/03		R			53-0302K	Ate	Th 17,5	
	9/00-7/03		R		53-0302		Ate	160,0x25	Hand Brake
2.2 DTI 16v Eng.Y22DTH (88kW)	9/00-7/03		F		22-0538-0	22-0538-0K	Gir	Th 18,5	
	9/00-7/03		R		22-0275-1		Ate	Th 17,5	
	00-03		F		23-0441			Ø 296,0 Th 28,0-25,0	Vent.
	00-03		R		23-0480			Ø 286,0 Th 11,9-10,0	
	00-03		R			53-0302K		Ø 286,0 Th 11,9-10,0	
	9/00-7/03		R		53-0302		Ate	160,0x25	Hand Brake
2.5 DTI Eng.Y25DT (110kW)	9/01-7/03		F		22-0538-0	22-0538-0K	Gir	Th 18,5	
	9/01-7/03		R		22-0275-1		Ate	Th 17,5	
	01-03		F		23-0441			Ø 296,0 Th 28,0-25,0	Vent.
	01-03		F			53-0302K		Ø 296,0 Th 28,0-25,0	Vent.
	9/01-7/03		R		53-0302		Ate	160,0x25	Hand Brake
2.5 TD Eng.25DT/ X25DT/ X25TD (96kW)	4/94-7/03		F		22-0538-0	22-0538-0K	Gir	Th 18,5	
	4/94-7/03		R		22-0275-1		Ate	Th 17,5	
	94-		F		23-0441			Ø 296,0 Th 28,0-25,0	Vent.
	94-		R		23-0480			Ø 286,0 Th 11,9-10,0	
	94-		R			53-0302K		Ø 286,0 Th 11,9-10,0	
	4/94-7/03		R		53-0302		Ate	160,0x25	Hand Brake
2.5 V6 Eng.X25XE (125kW)	3/94-9/00		F		22-0538-0	22-0538-0K	Gir	Th 18,5	
	3/94-9/00		R		22-0275-1		Ate	Th 17,5	
	94-		F		23-0441			Ø 296,0 Th 28,0-25,0	Vent.
	94-		R		23-0480			Ø 286,0 Th 11,9-10,0	
	3/94-9/00		R			53-0302K		Ø 286,0 Th 11,9-10,0	
2.6 V6 Eng.Y26SE (132kW)	9/00-7/03		F		22-0538-0	22-0538-0K	Gir	Th 18,5	
	9/00-7/03		R		22-0275-1		Ate	Th 17,5	
	00-03		F		23-0441			Ø 296,0 Th 28,0-25,0	Vent.
	00-03		R		23-0480			Ø 286,0 Th 11,9-10,0	
3.0 V6 Eng.X30XE (155kW)	4/94-2/01		F		22-0538-0	22-0538-0K	Gir	Th 18,5	
	4/94-2/01		R		22-0275-1		Ate	Th 17,5	
	94-		F		23-0441			Ø 296,0 Th 28,0-25,0	Vent.
	94-		R		23-0480			Ø 286,0 Th 11,9-10,0	



















































		Spare Parts	F/R	L/R	METELLI ref.	METELLI ref. w/KIT		DIMENSIONS mm.	NOTE
3.2 V6 Eng.Y32SE (160kW)	2/01-7/03		F		22-0538-0	22-0538-0K	Gir	Th 18,5	
	2/01-7/03		R		22-0275-1		Ate	Th 17,5	
<b>Rekord A 2/63-12/65</b>									
1.7 (44kW)	63-65		F		23-0021			Ø 237,5 Th 11,0-10,0	
1.7, Coupé (49kW)	63-65		F		23-0021			Ø 237,5 Th 11,0-10,0	
<b>Rekord B 8/65-2/67</b>									
1.5, SW (44kW)	9/65-7/66		R		18-0302			Ø 230,0	
1.7, Coupé, SW Eng.17S (55kW)	9/65-7/66		F		23-0021			Ø 237,5 Th 11,0-10,0	
	9/65-7/66		R		18-0302			Ø 230,0	
1.9, Coupé Eng.19E (66kW)	65-67		F		23-0021			Ø 237,5 Th 11,0-10,0	
	65-67		R		18-0302			Ø 230,0	
<b>Rekord C, SW 8/66-12/71</b>									
1.5 Eng.15 (43-44kW)	9/66-68		R		18-0302			Ø 230,0	
1.7 Eng.17N (44-49-61kW)	66-71		F		23-0021			Ø 237,5 Th 11,0-10,0	
	8/66-12/71		R		53-0301		GM	230,0x51	Hand Brake
1.7, Coupé Eng.17S (44-49-55-61kW)	66-71		F		23-0021			Ø 237,5 Th 11,0-10,0	
	8/66-12/71		R		53-0301		GM	230,0x51	Hand Brake
	9/66-68		R		18-0302			Ø 230,0	
1.9 Sprint, Coupé (Exc. SW) Eng.19H/SH (78kW)	67-71		F		23-0021			Ø 237,5 Th 11,0-10,0	
	8/67-12/71		R		53-0301		GM	230,0x51	Hand Brake
1.9, Coupé Eng.19S (65-66kW)	66-71		F		23-0021			Ø 237,5 Th 11,0-10,0	
	8/66-12/71		R		53-0301		GM	230,0x51	Hand Brake
	9/66-68		R		18-0302			Ø 230,0	
2.2, Coupé (Exc. SW) (70kW)	66-69		R		18-0302			Ø 230,0	
<b>Rekord D, SW / Carlton I 1/72-8/77</b>									
1.7 Eng.17N (44-49-61kW)	1/72-8/77		F		22-0013-1		Ate	Th 16,5	
	72-77		F		23-0021			Ø 237,5 Th 11,0-10,0	Ch -51041820
	-77		F		23-0022			Ø 245,5 Th 12,5-11,7	Ch 51041821-
1.7, Coupé Eng.17S (44-49-61kW)	1/72-8/77		R		53-0301		GM	230,0x51	Hand Brake
	1/72-2/75		F		22-0013-1		Ate	Th 16,5	
	72-75		F		23-0021			Ø 237,5 Th 11,0-10,0	Ch -51041820
	-75		F		23-0022			Ø 245,5 Th 12,5-11,7	Ch 51041821-
	1/72-2/75		R		53-0301		GM	230,0x51	Hand Brake
1.9, Coupé Eng.19N (55kW)	72-75		R		18-0302			Ø 230,0	
	3/75-8/77		F		22-0013-1		Ate	Th 16,5	
	75-77		F		23-0021			Ø 237,5 Th 11,0-10,0	Ch -51041820
	-77		F		23-0022			Ø 245,5 Th 12,5-11,7	Ch 51041821-
	3/75-8/77		R		53-0301		GM	230,0x51	Hand Brake
1.9, Coupé Eng.19SH (66-71kW)	1/72-8/77		F		22-0013-1		Ate	Th 16,5	
	72-77		F		23-0021			Ø 237,5 Th 11,0-10,0	Ch -51041820
	-77		F		23-0022			Ø 245,5 Th 12,5-11,7	Ch 51041821-
	1/72-8/77		R		53-0301		GM	230,0x51	Hand Brake
	72-77		R		18-0302			Ø 230,0	
2.0 Eng.20N (66kW)	1/75-12/77		R		53-0301		GM	230,0x51	Hand Brake
2.0 D Eng.20D (40kW)	8/74-8/77		F		22-0013-1		Ate	Th 16,5	
	8/74-8/77		R		53-0301		GM	230,0x51	Hand Brake
2.0, Coupé Eng.20S (74kW)	9/75-8/77		F		22-0013-1		Ate	Th 16,5	
	75-77		F		23-0022			Ø 245,5 Th 12,5-11,7	
	9/75-8/77		R		53-0301		GM	230,0x51	Hand Brake
	75-77		R		18-0302			Ø 230,0	
2.1 D Eng.21D (44kW)	9/72-8/77		F		22-0013-1		Ate	Th 16,5	
	72-77		F		23-0021			Ø 237,5 Th 11,0-10,0	Ch -5861688
	-77		F		23-0022			Ø 245,5 Th 12,5-11,7	Ch 5861689-
	9/72-8/77		R		53-0301		GM	230,0x51	Hand Brake
	72-77		R		18-0302			Ø 230,0	
<b>Rekord E, SW / Carlton II 8/77-8/86</b>									
1.7 Eng.17N/ S (44-49-61kW)	-81		F		22-0013-1		Ate	Th 16,5	
	81-77-82		F		22-0044-0	22-0044-2K	GM	Th 15,0	
	77-82		F		23-0022			Ø 245,5 Th 12,5-11,7	
	9/77-10/82		R		53-0301		GM	230,0x51	Hand Brake
	1/77-9/82		R		18-0302			Ø 230,0	
1.8 Eng.18N (55kW)	11/82-8/86		F		22-0044-0	22-0044-2K	GM	Th 15,0	
	82-86		F		23-0022			Ø 245,5 Th 12,5-11,7	
	82-		R		53-0306		Luc	230,0x50	Hand Brake
	82-86		R		18-0302			Ø 230,0	
1.8 Eng.18S (66kW)	11/82-8/86		F		22-0044-0	22-0044-2K	GM	Th 15,0	
	82-		R		53-0306		Luc	230,0x50	Hand Brake



		Spare Parts	F/R	L/R	METELLI ref.	METELLI ref. w/KIT		DIMENSIONS mm.	NOTE
1.8 Eng.18S (66kW)	82-86		R		18-0302			Ø 230,0	
1.8 i Eng.C18NV (74kW)	5/85-8/86		F		22-0044-0	22-0044-2K	GM	Th 15,0	
			R		53-0306		Luc	230,0x50	Hand Brake
1.9 Eng.19N (55kW)	85-86		R		18-0302			Ø 230,0	
			F		22-0013-1		Ate	Th 16,5	
			F		22-0044-0	22-0044-2K	GM	Th 15,0	
			F		23-0022			Ø 245,5 Th 12,5-11,7	
1.9 Eng.19SH (66-71kW)	9/77-10/82		R		53-0301		GM	230,0x51	Hand Brake
			R		18-0302			Ø 230,0	
			R		53-0301		GM	230,0x51	Hand Brake
2.0 Eng.20E (81kW)	1/77-12/82		R		53-0301		GM	230,0x51	Hand Brake
			F		22-0013-1		Ate	Th 16,5	
			F		22-0044-0	22-0044-2K	GM	Th 15,0	
			F		23-0022			Ø 245,5 Th 12,5-11,7	
			R		53-0301		GM	230,0x51	Hand Brake
2.0 Eng.20N (66kW)	82-		R		53-0306		Luc	230,0x50	Hand Brake
			F		22-0013-1		Ate	Th 16,5	
			F		22-0044-0	22-0044-2K	GM	Th 15,0	
			F		23-0022			Ø 245,5 Th 12,5-11,7	
2.0 Eng.20S (74kW)	77-82		R		53-0301		GM	230,0x51	Hand Brake
			R		53-0306		Luc	230,0x50	Hand Brake
			F		22-0013-1		Ate	Th 16,5	
			F		22-0044-0	22-0044-2K	GM	Th 15,0	
			R		53-0301		GM	230,0x51	Hand Brake
2.0 D Eng.20D (43kW)	82-		R		53-0306		Luc	230,0x50	Hand Brake
			R		18-0302			Ø 230,0	
			F		22-0013-1		Ate	Th 16,5	
			F		22-0044-0	22-0044-2K	GM	Th 15,0	
2.1 D Eng.21D (44kW)	9/77-10/82		R		53-0301		GM	230,0x51	Hand Brake
			R		18-0302			Ø 230,0	
			F		22-0013-1		Ate	Th 16,5	
2.2 Eng.22E (85kW)	77-78		R		18-0302			Ø 230,0	
			F		22-0044-0	22-0044-2K	GM	Th 15,0	
2.2 D Eng.23D (52kW)	11/84-8/86		R		53-0306		Luc	230,0x50	Hand Brake
			R		53-0306		Luc	230,0x50	Hand Brake
2.2 TD Eng.23TD (63kW)	82-		R		53-0306		Luc	230,0x50	Hand Brake
			F		22-0044-0	22-0044-2K	GM	Th 15,0	
			F		23-0022			Ø 245,5 Th 12,5-11,7	
			R		53-0306		Luc	230,0x50	Hand Brake
2.3 D Eng.23D (48-52kW)	6/84-8/86		R		18-0302			Ø 230,0	
			F		22-0013-1		Ate	Th 16,5	
			F		22-0044-0	22-0044-2K	GM	Th 15,0	
			F		23-0022			Ø 245,5 Th 12,5-11,7	
			R		53-0301		GM	230,0x51	Hand Brake
2.3 D Eng.23D (48-52kW)	82-		R		53-0306		Luc	230,0x50	Hand Brake
			R		18-0302			Ø 230,0	
<b>Senator A / Royal I 2/78-8/87</b>									
2.0 Eng.20E (81kW)	1/83-12/86		R		22-0003-0		Ate	Th 15,0	
2.0 Eng.H20E (85kW)	3/83-10/84		F		22-0078-1		Ate	Th 15,0	
			R		22-0003-0		Ate	Th 15,0	
2.2 Eng.22E (85kW)	11/84-8/87		R		22-0003-0		Ate	Th 15,0	
2.3 TD Eng.23TD (63kW)	11/84-8/87		R		22-0003-0		Ate	Th 15,0	
2.5 Eng.25E/ H25E (100-103kW)	1/83-8/87		F		22-0078-1		Ate	Th 15,0	
			R		22-0003-0		Ate	Th 15,0	
2.5 Eng.25S (85kW)	5/78-12/80		F		22-0078-1		Ate	Th 15,0	
			R		22-0003-0		Ate	Th 15,0	
2.8 Eng.28H (103-107kW)	2/78-4/81		F		22-0078-1		Ate	Th 15,0	
			R		22-0003-0		Ate	Th 15,0	
2.8 Eng.28S (95kW)	1/79-12/83		F		22-0078-1		Ate	Th 15,0	
			R		22-0003-0		Ate	Th 15,0	
3.0 Eng.30E (132kW)	2/78-12/86		F		22-0078-1		Ate	Th 15,0	
			R		22-0003-0		Ate	Th 15,0	
3.0 Eng.30H (110kW)	4/78-7/82		F		22-0078-1		Ate	Th 15,0	
			R		22-0003-0		Ate	Th 15,0	
3.0 Eng.30S	1/78-12/82		R		22-0003-0		Ate	Th 15,0	
3.0 Eng.C30LE (115kW)	9/85-8/87		R		22-0003-0		Ate	Th 15,0	
<b>Senator B / Royal II 9/87-9/93</b>									
2.5 i Eng.25NE (103kW)	9/90-9/93		F		22-0538-0	22-0538-0K	Gir	Th 18,5	
			R		22-0275-0		Ate	Th 15,5	












		Spare Parts	F/R	L/R	METELLI ref.	METELLI ref. w/KIT		DIMENSIONS mm.	NOTE
2.5 i Eng.25NE (103kW)	9/90-93		F		23-0441			Ø 296,0 Th 28,0-25,0	Vent.
			R		23-0196			Ø 270,0 Th 10,0-8,0	
2.6 i Eng.C26NE (110kW)	9/90-9/93		F		22-0538-0	22-0538-0K	Gir	Th 18,5	
			R		22-0275-0		Ate	Th 15,5	
	9/90-93		F		23-0441			Ø 296,0 Th 28,0-25,0	Vent.
			R		23-0196			Ø 270,0 Th 10,0-8,0	
3.0 Eng.C30LE (115kW)	9/87-9/93		F		22-0538-0	22-0538-0K	Gir	Th 18,5	
			R		22-0275-0		Ate	Th 15,5	
	87-93		F		23-0441			Ø 296,0 Th 28,0-25,0	Vent.
			R		23-0196			Ø 270,0 Th 10,0-8,0	
3.0 24v Eng.C30SE (150kW)	9/89-9/93		F		22-0538-0	22-0538-0K	Gir	Th 18,5	
			R		22-0275-0		Ate	Th 15,5	
	89-93		F		23-0441			Ø 296,0 Th 28,0-25,0	Vent.
			R		23-0196			Ø 270,0 Th 10,0-8,0	
3.0 i, Kat Eng.30NE/ C30NE (130-135kW)	1/88-9/93		F		22-0538-0	22-0538-0K	Gir	Th 18,5	
			R		22-0275-0		Ate	Th 15,5	
	88-93		F		23-0441			Ø 296,0 Th 28,0-25,0	Vent.
			R		23-0196			Ø 270,0 Th 10,0-8,0	
3.6 (147kW)	9/91-8/93		F		22-0538-0	22-0538-0K	Gir	Th 18,5	
			R		22-0275-0		Ate	Th 15,5	
<b>Signum 5/03-</b>									
1.8 16v Eng.Z18XE (90kW)	5/03-		F		22-0540-0	22-0540-0K	Ate	Th 20,0	
			R		22-0337-1		Ate	Th 16,5	
	5/03-		F		23-0608			Ø 285,0 Th 25,0-22,0	Vent.
			F		23-0681C			Ø 302,0 Th 28,0-26,0	Vent., (Coated), Ch. sportivo
			R		23-0609			Ø 278,0 Th 12,0-10,0	
			R		23-0682C			Ø 292,0 Th 20,0-18,0	Vent., (Coated), Ch. sportivo
1.8 16v Eng.Z18XER (103kW)	9/05-		F		22-0540-0	22-0540-0K	Ate	Th 20,0	
			R		22-0337-1		Ate	Th 16,5	
	9/05-		F		23-0608			Ø 285,0 Th 25,0-22,0	Vent.
			F		23-0681C			Ø 302,0 Th 28,0-26,0	Vent., (Coated), Ch. sportivo
			R		23-0609			Ø 278,0 Th 12,0-10,0	
			R		23-0682C			Ø 292,0 Th 20,0-18,0	Vent., (Coated), Ch. sportivo
1.9 CDTi Eng.Z19DT (88kW)	4/04-		F		22-0540-0	22-0540-0K	Ate	Th 20,0	
			R		22-0337-1		Ate	Th 16,5	
	04-		F		23-0608			Ø 285,0 Th 25,0-22,0	Vent.
			F		23-0681C			Ø 302,0 Th 28,0-26,0	Vent., (Coated), Ch. sportivo
			R		23-0609			Ø 278,0 Th 12,0-10,0	
			R		23-0682C			Ø 292,0 Th 20,0-18,0	Vent., (Coated), Ch. sportivo
1.9 CDTi Eng.Z19DTH (110kW)	4/04-		F		22-0540-0	22-0540-0K	Ate	Th 20,0	
			R		22-0337-1		Ate	Th 16,5	
	04-		F		23-0608			Ø 285,0 Th 25,0-22,0	Vent.
			F		23-0681C			Ø 302,0 Th 28,0-26,0	Vent., (Coated), Ch. sportivo
			R		23-0609			Ø 278,0 Th 12,0-10,0	
			R		23-0682C			Ø 292,0 Th 20,0-18,0	Vent., (Coated), Ch. sportivo
1.9 CDTi Eng.Z19DTL (74kW)	9/05-		F		22-0540-0	22-0540-0K	Ate	Th 20,0	
			R		22-0337-1		Ate	Th 16,5	
	10/05-		F		23-0608			Ø 285,0 Th 25,0-22,0	Vent.
			F		23-0681C			Ø 302,0 Th 28,0-26,0	Vent., (Coated), Ch. sportivo
			R		23-0609			Ø 278,0 Th 12,0-10,0	
			R		23-0682C			Ø 292,0 Th 20,0-18,0	Vent., (Coated), Ch. sportivo
2.0 DTI 16v Eng.Y20DTH (74kW)	5/03-		F		22-0540-0	22-0540-0K	Ate	Th 20,0	
			R		22-0337-1		Ate	Th 16,5	
	5/03-		F		23-0608			Ø 285,0 Th 25,0-22,0	Vent.
			F		23-0681C			Ø 302,0 Th 28,0-26,0	Vent., (Coated), Ch. sportivo
			R		23-0609			Ø 278,0 Th 12,0-10,0	
			R		23-0682C			Ø 292,0 Th 20,0-18,0	Vent., (Coated), Ch. sportivo
2.0 T. 16v Eng.Z20NET (129kW)	5/03-		F		22-0540-0	22-0540-1K	Ate	Th 20,0	
			R		22-0337-1		Ate	Th 16,5	
	5/03-		R		23-0609			Ø 278,0 Th 12,0-10,0	
			R		23-0682C			Ø 292,0 Th 20,0-18,0	Vent., (Coated), Ch. sportivo
2.2 16v Eng.Z22YH (114kW)	5/03-		F		22-0540-0	22-0540-0K	Ate	Th 20,0	
			R		22-0337-1		Ate	Th 16,5	
	5/03-		F		23-0608			Ø 285,0 Th 25,0-22,0	Vent.
			F		23-0681C			Ø 302,0 Th 28,0-26,0	Vent., (Coated), Ch. sportivo
			R		23-0609			Ø 278,0 Th 12,0-10,0	
			R		23-0682C			Ø 292,0 Th 20,0-18,0	Vent., (Coated), Ch. sportivo

		Spare Parts	F/R	L/R	METELLI ref.	METELLI ref. w/KIT		DIMENSIONS mm.	NOTE
2.2 DTI 16v Eng.Y22DTR (92kW)	5/03-	F	F		22-0540-0	22-0540-0K	Ate	Th 20,0	
	5/03-		R		22-0337-1		Ate	Th 16,5	
	5/03-	F	F		23-0608			Ø 285,0 Th 25,0-22,0	Vent.
	5/03-		F		23-0681C			Ø 302,0 Th 28,0-26,0	Vent., (Coated), Ch. sportivo
	5/03-		R		23-0609			Ø 278,0 Th 12,0-10,0	
	5/03-		R		23-0682C			Ø 292,0 Th 20,0-18,0	Vent., (Coated), Ch. sportivo
2.8 V6 T. Eng.Z28NEL (169kW)	9/05-	F	F		22-0549-3		Ate	Th 18,5	
	9/05-		R		22-0337-1		Ate	Th 16,5	
	9/05-	F	F		23-0608			Ø 285,0 Th 25,0-22,0	Vent.
	9/05-		F		23-0681C			Ø 302,0 Th 28,0-26,0	Vent., (Coated), Ch. sportivo
	9/05-		R		23-0609			Ø 278,0 Th 12,0-10,0	
	9/05-		R		23-0682C			Ø 292,0 Th 20,0-18,0	Vent., (Coated), Ch. sportivo
2.8 V6 T. Eng.Z28NET (184kW)	1/06-	F	F		22-0549-3		Ate	Th 18,5	
	1/06-		R		22-0337-1		Ate	Th 16,5	
	1/06-	R	R		23-0609			Ø 278,0 Th 12,0-10,0	
	1/06-		R		23-0682C			Ø 292,0 Th 20,0-18,0	Vent., (Coated), Ch. sportivo
3.0 CDTi Eng.Y30DT (130kW)	-04	F	F		22-0540-0	22-0540-1K	Ate	Th 20,0	
	04-		F		22-0813-0	22-0813-0K	Ate	Th 20,5	
	5/03-	R	R		22-0337-1		Ate	Th 16,5	
	03-		F		23-0681C			Ø 302,0 Th 28,0-26,0	Ch -31068238, Vent., (Coated)
	5/03-		R		23-0609			Ø 278,0 Th 12,0-10,0	
	5/03-		R		23-0682C			Ø 292,0 Th 20,0-18,0	Vent., (Coated), Ch. sportivo
3.0 CDTi Eng.Z30DT (135kW)	9/05-	R	R		23-0609			Ø 278,0 Th 12,0-10,0	
	9/05-		R		23-0682C			Ø 292,0 Th 20,0-18,0	Vent., (Coated), Ch. sportivo
3.2 V6 Eng.Z32SE (155kW)	-04	F	F		22-0540-0	22-0540-1K	Ate	Th 20,0	
	04-		F		22-0813-0	22-0813-0K	Ate	Th 20,5	
	5/03-	R	R		22-0337-1		Ate	Th 16,5	
	03-		F		23-0681C			Ø 302,0 Th 28,0-26,0	Ch -31068238, Vent., (Coated)
	5/03-		R		23-0609			Ø 278,0 Th 12,0-10,0	
	5/03-		R		23-0682C			Ø 292,0 Th 20,0-18,0	Vent., (Coated), Ch. sportivo
<b>Sintra 11/96-4/99</b>									
2.2 DTI Eng.X22DTH (85kW)	7/97-4/99	F	F		22-0696-0		Ake	Th 17,5	
	7/97-4/99		R		22-0697-0		Ake	Th 14,5	
2.2 i 16v Eng.X22XE (104kW)	11/96-4/99	F	F		22-0696-0		Ake	Th 17,5	
	11/96-4/99		R		22-0697-0		Ake	Th 14,5	
3.0 i 24v Eng.X30XE (148kW)	11/96-4/99	F	F		22-0696-0		Ake	Th 17,5	
	11/96-4/99		R		22-0697-0		Ake	Th 14,5	
<b>Speedster / VX220 9/00-</b>									
2.0 T. 16v Eng.Z20LET (147kW)	4/03-	F	F		22-0013-3		Ap	Th 14,5	
	4/03-		R		22-0165-1		Bre	Th 12,5	
	4/03-	F/R			23-0605			Ø 288,0 Th 25,0-21,0	Vent.
2.2 16v Eng.Z22SE (108kW)	9/00-	F	F		22-0013-3		Ap	Th 14,5	
	9/00-		R		22-0165-1		Bre	Th 12,5	
	00-	F/R			23-0605			Ø 288,0 Th 25,0-21,0	Vent.
<b>Tigra A 7/94-12/00</b>									
1.4 i 16v Eng.X14XE (63-66kW)	7/94-12/00	F	F		22-0077-0		Ate	Th 17,0	
	94-00		F		23-0284			Ø 256,0 Th 19,8-17,0	Vent.
	7/94-12/00	R	R		53-0308		Luc	200,0x29	Hand Brake
	94-		R		18-0313	18-0313K		Ø 200,0	Only Vauxhall, -ABS
	94-00		R		18-0301	18-0301K		Ø 200,0	+ABS
	94-00		R		18-0304	18-0304K		Ø 200,0	-ABS
94-00	R		51-0081		GM	Ø 19,05 200,0x28	LUC		
1.6 i 16v Eng.C16SEL (74kW)	8/97-8/98	F	F		22-0077-0		Ate	Th 17,0	
	97-98		F		23-0284			Ø 256,0 Th 19,8-17,0	Vent.
	8/97-8/98	R	R		53-0308		Luc	200,0x29	Hand Brake
	97-98		R		18-0301	18-0301K		Ø 200,0	+ABS
	97-98		R		18-0304	18-0304K		Ø 200,0	-ABS
1.6 i 16v Eng.X16XE (78kW)	7/94-8/98	F	F		22-0077-0		Ate	Th 17,0	
	94-98		F		23-0284			Ø 256,0 Th 19,8-17,0	Vent.
	7/94-8/98	R	R		53-0308		Luc	200,0x29	Hand Brake
	94-		R		18-0313	18-0313K		Ø 200,0	Only Vauxhall, -ABS
	94-98		R		18-0301	18-0301K		Ø 200,0	+ABS
	94-98		R		18-0304	18-0304K		Ø 200,0	-ABS
<b>Tigra B Twintop 6/04-</b>									
1.3 CDTi 16v Eng.Z13DT (51kW)	6/04-	F	F		22-0340-0		Gir	Th 17,0	
	6/04-		F		23-0604			Ø 260,5 Th 24,0-21,0	Vent.
	6/04-	R		23-0610			Ø 240,0 Th 10,0-8,2		




		Spare Parts	F/R	L/R	METELLI ref.	METELLI ref. w/KIT		DIMENSIONS mm.	NOTE
1.3 CDTi 16v Eng.Z13DT (51kW)	6/04-		R		53-0309		Luc	200,0x45	Hand Brake
	04-		R		51-0159		Luc	Ø 19,05 200,0x45	LUC, +ABS
1.4 16v Eng.Z14XEP (66kW)	6/04-		F		22-0340-0		Gir	Th 17,0	
	6/04-		F		23-0604			Ø 260,5 Th 24,0-21,0	Vent.
	6/04-		R		23-0610			Ø 240,0 Th 10,0-8,2	
	6/04-04-		R		53-0309		Luc	200,0x45	Hand Brake
1.8 16v Eng.Z18XE (92kW)	6/04-		R		51-0159		Luc	Ø 19,05 200,0x45	LUC, +ABS
	6/04-		F		22-0340-0		Gir	Th 17,0	
	6/04-		R		22-0541-0		Gir	Th 14,0	
	6/04-		F		23-0604			Ø 260,5 Th 24,0-21,0	Vent.
6/04-		R		23-0610			Ø 240,0 Th 10,0-8,2		
<b>Vectra A (86, 87) / Cavalier III 9/88-11/95</b>									
1.4 S Eng.14NV (55kW)	-91		F		22-0044-0	22-0044-1K	GM	Th 15,0	
	91-		F		22-0077-0	22-0077-0K	Ate	Th 17,0	
	88-8/91		F		23-0080			Ø 236,0 Th 12,7-10,7	
	9/91-92		F		23-0096			Ø 236,0 Th 19,9-18,2	Vent.
	-6/92		R		53-0305		Luc	200,0x45	Hand Brake
	-91		R		53-0306		Luc	230,0x50	Hand Brake
	91-		R		53-0308		Luc	200,0x29	Hand Brake
	91-		R		53-0309		Luc	200,0x45	Hand Brake
	88-92		R		18-0300			Ø 200,0	
	88-92		R		51-0082		GM	Ø 19,05 200,0x45	LUC
1.6 (65kW)	-6/92		R		53-0305		Luc	200,0x45	Hand Brake
	92-		R		53-0308		Luc	200,0x29	Hand Brake
	92-		R		53-0309		Luc	200,0x45	Hand Brake
1.6 Eng.16SV (60kW)	-91		F		22-0044-0	22-0044-1K	GM	Th 15,0	
	91-		F		22-0077-0	22-0077-0K	Ate	Th 17,0	
	88-		F		23-0080			Ø 236,0 Th 12,7-10,7	Ch -N1038529
	-6/92		R		53-0305		Luc	200,0x45	Hand Brake
	-91		R		53-0306		Luc	230,0x50	Hand Brake
	91-		R		53-0308		Luc	200,0x29	Hand Brake
	91-		R		53-0309		Luc	200,0x45	Hand Brake
	88-93		R		18-0300			Ø 200,0	
	88-92		R		51-0082		GM	Ø 19,05 200,0x45	LUC
	92-93		R		51-0079		Del	Ø 19,05 200,0x45	LUC
1.6 i Eng.X16SZ (52kW)	9/93-11/95		F		22-0077-0	22-0077-0K	Ate	Th 17,0	
	93-95		F		23-0096			Ø 236,0 Th 19,9-18,2	Vent.
	93-		R		53-0308		Luc	200,0x29	Hand Brake
	93-		R		53-0309		Luc	200,0x45	Hand Brake
	93-95		R		18-0300			Ø 200,0	
	93-95		R		51-0079		Del	Ø 19,05 200,0x45	LUC
1.6 i, Kat Eng.16LZ2/ C16NZ/ NZ2/ E16NZ (55kW)	-91		F		22-0044-0	22-0044-1K	GM	Th 15,0	
	91-		F		22-0077-0	22-0077-0K	Ate	Th 17,0	
	88-8/91		F		23-0080			Ø 236,0 Th 12,7-10,7	
	9/91-95		F		23-0096			Ø 236,0 Th 19,9-18,2	Vent.
	-6/92		R		53-0305		Luc	200,0x45	Hand Brake
	-91		R		53-0306		Luc	230,0x50	Hand Brake
	91-		R		53-0308		Luc	200,0x29	Hand Brake
	91-		R		53-0309		Luc	200,0x45	Hand Brake
	88-95		R		18-0300			Ø 200,0	
	1.7 D Eng.17D/ DR (42-44kW)	-91		F		22-0044-0	22-0044-1K	GM	Th 15,0
91-			F		22-0077-0	22-0077-0K	Ate	Th 17,0	
88-92			F		23-0284			Ø 256,0 Th 19,8-17,0	Vent.
-6/92			R		53-0305		Luc	200,0x45	Hand Brake
-91			R		53-0306		Luc	230,0x50	Hand Brake
91-			R		53-0308		Luc	200,0x29	Hand Brake
91-			R		53-0309		Luc	200,0x45	Hand Brake
88-92			R		18-0300			Ø 200,0	
88-92		R		51-0082		GM	Ø 19,05 200,0x45	LUC	
1.7 TDS Eng.17DT(TC4EE1)/ X17DT (60kW)	-91		F		22-0044-0	22-0044-1K	GM	Th 15,0	
	91-		F		22-0077-0	22-0077-0K	Ate	Th 17,0	
	9/91-95		F		23-0284			Ø 256,0 Th 19,8-17,0	Vent.
	90-8/91		F		23-0080			Ø 236,0 Th 12,7-10,7	
	-6/92		R		53-0305		Luc	200,0x45	Hand Brake
	-91		R		53-0306		Luc	230,0x50	Hand Brake
	91-		R		53-0308		Luc	200,0x29	Hand Brake
91-		R		53-0309		Luc	200,0x45	Hand Brake	

			Spare Parts	F/R	L/R	METELLI ref.	METELLI ref. w/KIT		DIMENSIONS mm.	NOTE
1.7 TDS Eng.17DT(TC4EE1)/ X17DT (60kW)	90-95		R			18-0300			Ø 200,0	
	90-92		R			51-0082		GM	Ø 19,05 200,0x45	LUC
	92-95		R			51-0079		Del	Ø 19,05 200,0x45	LUC
1.8, 4WD, Kat Eng.18SV/ C18NZ/ E18NVR (65-66kW)	9/88-11/95		F			22-0117-0	22-0117-1K	Ate	Th 18,0	4WD
	-91		F			22-0044-0	22-0044-1K	GM	Th 15,0	
	91-		F			22-0077-0	22-0077-0K	Ate	Th 17,0	
	9/88-11/95		R			22-0141-0		Ate	Th 15,5	4WD
	88-8/91		F			23-0080			Ø 236,0 Th 12,7-10,7	M/T
	88-95		F			23-0166			Ø 256,0 Th 24,0-21,0	Vent., A/T
	9/91-95		F			23-0284			Ø 256,0 Th 19,8-17,0	Vent., M/T
	88-95		R			23-0426			Ø 270,0 Th 10,0-8,0	
	-6/92		R			53-0305		Luc	200,0x45	Hand Brake
	-91		R			53-0306		Luc	230,0x50	Hand Brake
	91-		R			53-0308		Luc	200,0x29	Hand Brake
	91-		R			53-0309		Luc	200,0x45	Hand Brake
	88-95		R			18-0300			Ø 200,0	
	88-92		R			51-0082		GM	Ø 19,05 200,0x45	LUC
	92-95		R			51-0079		Del	Ø 19,05 200,0x45	LUC
	2.0 GT 16v Kat, 4WD Eng.20XE/ 20XEJ/ C20XE (110kW)	1/89-11/95		F			22-0117-0	22-0117-1K	Ate	Th 18,0
1/89-11/95			R			22-0141-0		Ate	Th 15,5	
8/89-95			F			23-0166			Ø 256,0 Th 24,0-21,0	Vent.
8/89-95			R			23-0426			Ø 270,0 Th 10,0-8,0	
8/89-95			R				53-0302K		Ø 270,0 Th 10,0-8,0	
1/89-11/95			R			53-0302		Ate	160,0x25	Hand Brake
2.0 i Eng.C20NEF (74kW)	9/88-9/89		F			22-0117-0	22-0117-1K	Ate	Th 18,0	
	9/88-9/89		R			22-0141-0		Ate	Th 15,5	
	88-89		F			23-0166			Ø 256,0 Th 24,0-21,0	Vent.
	88-89		R			23-0283			Ø 261,0 Th 9,8-8,0	
	88-89		R				53-0302K		Ø 261,0 Th 9,8-8,0	
	9/88-9/89		R			53-0302		Ate	160,0x25	Hand Brake
	9/88-9/89		R			53-0305		Luc	200,0x45	Hand Brake
	9/88-9/89		R			53-0306		Luc	230,0x50	Hand Brake
2.0 i 16v, 4WD Eng.X20XEV (100kW)	6/94-11/95		F			22-0117-0	22-0117-1K	Ate	Th 18,0	
	6/94-11/95		R			22-0141-0		Ate	Th 15,5	
	94-95		F			23-0166			Ø 256,0 Th 24,0-21,0	Vent.
	94-95		R			23-0426			Ø 270,0 Th 10,0-8,0	
	94-95		R				53-0302K		Ø 270,0 Th 10,0-8,0	
	6/94-11/95		R			53-0302		Ate	160,0x25	Hand Brake
2.0 i T. 4WD Eng.C20LET (150kW)	6/94-11/95		F			22-0128-0	22-0128-0K	Ate	Th 17,0	
	6/94-11/95		R			22-0141-0		Ate	Th 15,5	
	94-95		F			23-0442			Ø 284,0 Th 24,0-22,0	Vent.
	94-95		F				53-0302K		Ø 284,0 Th 24,0-22,0	Vent.
	6/94-11/95		R			53-0302		Ate	160,0x25	Hand Brake
2.0 i, 4WD Eng.20SEH (95kW)	9/88-9/92		F			22-0117-0	22-0117-1K	Ate	Th 18,0	
	9/88-9/92		R			22-0141-0		Ate	Th 15,5	
	8/89-92		F			23-0166			Ø 256,0 Th 24,0-21,0	Vent.
	8/89-92		R			23-0426			Ø 270,0 Th 10,0-8,0	
	8/89-92		R				53-0302K		Ø 270,0 Th 10,0-8,0	
	9/88-9/92		R			53-0302		Ate	160,0x25	Hand Brake
	9/88-9/92		R			53-0305		Luc	200,0x45	Hand Brake
	9/88-9/92		R			53-0306		Luc	230,0x50	Hand Brake
2.0 i, 4WD, Kat Eng.20NE/ C20NE (85kW)	9/88-11/95		F			22-0117-0	22-0117-1K	Ate	Th 18,0	
	9/88-11/95		R			22-0141-0		Ate	Th 15,5	
	8/89-95		F			23-0166			Ø 256,0 Th 24,0-21,0	Vent.
	8/89-95		R			23-0426			Ø 270,0 Th 10,0-8,0	
	8/89-95		R				53-0302K		Ø 270,0 Th 10,0-8,0	
	9/88-11/95		R			53-0302		Ate	160,0x25	Hand Brake
	9/88-11/95		R			53-0305		Luc	200,0x45	Hand Brake
9/88-11/95		R			53-0306		Luc	230,0x50	Hand Brake	
2.5 i V6 Eng.C25XE (125kW)	2/93-11/95		F			22-0128-0	22-0128-0K	Ate	Th 17,0	
	2/93-11/95		R			22-0141-0		Ate	Th 15,5	
	93-		F			23-0442			Ø 284,0 Th 24,0-22,0	Vent.
	93-		F				53-0302K		Ø 284,0 Th 24,0-22,0	Vent.
	2/93-11/95		R			53-0302		Ate	160,0x25	Hand Brake
<b>Vectra B, SW / Vectra 10/95-4/02</b>										
1.6 i Eng.16LZ2 (55kW)	-99		F			22-0208-0	22-0208-2K	Ate	Th 18,0	
	99-		F			22-0118-0	22-0118-3K	Ate	Th 19,5	





















































		Spare Parts	F/R	L/R	METELLI ref.	METELLI ref. w/KIT		DIMENSIONS mm.	NOTE
1.6 i Eng.16LZ2 (55kW)		99-	F	R	22-0275-0		Ate	Th 15,5	
		-2/99	F		23-0605			Ø 288,0 Th 25,0-21,0	Ch X1000001-, Vent.
		95-	F		23-0166			Ø 256,0 Th 24,0-21,0	Ch -W1999999, Vent.
		95-	R		23-0606			Ø 270,0 Th 10,0-8,0	Ch -W1999999
		95-	R			53-0302K		Ø 270,0 Th 10,0-8,0	Ch -W1999999
		10/95-4/02	R		53-0302		Ate	160,0x25	Hand Brake
		10/95-4/02	R		53-0311		Luc	230,0x42	Hand Brake
		95-	R		18-0305			Ø 230,0	
			R		51-0141		GM	Ø 19,05 230,0x42	Ch W7154259-W7999999, LUC
			R		51-0177		Luc	Ø 20,64 230,0x42	Ch X5000001-/X7000001-, LUC
1.6 i Eng.X16SZR (55kW)		-99	F		22-0208-0	22-0208-2K	Ate	Th 18,0	
		99-	F		22-0118-0	22-0118-3K	Ate	Th 19,5	
		99-	R		22-0275-0		Ate	Th 15,5	
		-2/99	F		23-0605			Ø 288,0 Th 25,0-21,0	Ch X1000001-, Vent.
		95-	F		23-0166			Ø 256,0 Th 24,0-21,0	Ch -W1999999, Vent.
		95-	R		23-0606			Ø 270,0 Th 10,0-8,0	Ch -W1999999
		95-	R			53-0302K		Ø 270,0 Th 10,0-8,0	Ch -W1999999
		10/95-4/02	R		53-0302		Ate	160,0x25	Hand Brake
		10/95-4/02	R		53-0311		Luc	230,0x42	Hand Brake
		95-	R		18-0305			Ø 230,0	
	R		51-0141		GM	Ø 19,05 230,0x42	Ch W7154259-W7999999, LUC		
	R		51-0177		Luc	Ø 20,64 230,0x42	Ch X5000001-/X7000001-, LUC		
1.6 i 16v Eng.X16XEL/Y16XE/Z16XE (74kW)		-99	F		22-0208-0	22-0208-2K	Ate	Th 18,0	
		99-	F		22-0118-0	22-0118-3K	Ate	Th 19,5	
		99-	R		22-0275-0		Ate	Th 15,5	
		95-	F		23-0166			Ø 256,0 Th 24,0-21,0	Ch -W1999999, Vent.
		-02	R		23-0607			Ø 286,0 Th 10,0-8,0	Ch X1000001-
		95-	R		23-0606			Ø 270,0 Th 10,0-8,0	Ch -W1999999
		95-	R			53-0302K		Ø 270,0 Th 10,0-8,0	Ch -W1999999
		10/95-4/02	R		53-0302		Ate	160,0x25	Hand Brake
		10/95-4/02	R		53-0311		Luc	230,0x42	Hand Brake
			R		18-0305			Ø 230,0	
	R		51-0141		GM	Ø 19,05 230,0x42	Ch W7154259-W7999999, LUC		
	R		51-0177		Luc	Ø 20,64 230,0x42	Ch X5000001-/X7000001-, LUC		
1.7 TD (Exc. SW) Eng.X17DT(TC4EE1) (60kW)		10/95-11/96	F		22-0208-0	22-0208-2K	Ate	Th 18,0	
		10/95-11/96	R		22-0275-0		Ate	Th 15,5	
		95-	F		23-0166			Ø 256,0 Th 24,0-21,0	Ch -W7999999, Vent.
			R		23-0607			Ø 286,0 Th 10,0-8,0	Ch X7000001-
		95-	R		23-0606			Ø 270,0 Th 10,0-8,0	Ch -W1999999
		95-	R			53-0302K		Ø 270,0 Th 10,0-8,0	Ch -W1999999
		10/95-11/96	R		53-0302		Ate	160,0x25	Hand Brake
		10/95-11/96	R		53-0311		Luc	230,0x42	Hand Brake
			R		18-0305			Ø 230,0	
			R		51-0141		GM	Ø 19,05 230,0x42	Ch W7154259-W7999999, LUC
	R		51-0177		Luc	Ø 20,64 230,0x42	Ch X5000001-/X7000001-, LUC		
1.8 16v Eng.X18XE (85kW)		-99	F		22-0208-0	22-0208-2K	Ate	Th 18,0	
		99-	F		22-0118-0	22-0118-3K	Ate	Th 19,5	
		10/95-9/00	R		22-0275-0		Ate	Th 15,5	
		-9/00	F		23-0605			Ø 288,0 Th 25,0-21,0	Ch X5000001-, Vent.
		95-	F		23-0166			Ø 256,0 Th 24,0-21,0	Ch -W5276825, Vent.
		-9/00	R		23-0607			Ø 286,0 Th 10,0-8,0	Ch X5000001-
		95-	R		23-0606			Ø 270,0 Th 10,0-8,0	Ch -W5276825
		95-	R			53-0302K		Ø 270,0 Th 10,0-8,0	Ch -W5276825
		10/95-9/00	R		53-0302		Ate	160,0x25	Hand Brake
			R		53-0311		Luc	230,0x42	Hand Brake
	R		18-0305			Ø 230,0			
	R		51-0141		GM	Ø 19,05 230,0x42	Ch W7154259-W7999999, LUC		
	R		51-0177		Luc	Ø 20,64 230,0x42	Ch X5000001-/X7000001-, LUC		
1.8 16v Eng.X18XE1 (85kW)		-99	F		22-0208-0	22-0208-2K	Ate	Th 18,0	
		99-	F		22-0118-0	22-0118-3K	Ate	Th 19,5	
		10/95-9/00	R		22-0275-0		Ate	Th 15,5	
		-9/00	F		23-0605			Ø 288,0 Th 25,0-21,0	Ch X5000001-, Vent.
		95-	F		23-0166			Ø 256,0 Th 24,0-21,0	Ch -W5276825, Vent.
		-9/00	R		23-0607			Ø 286,0 Th 10,0-8,0	Ch X5000001-
		95-	R		23-0606			Ø 270,0 Th 10,0-8,0	Ch -W5276825
		95-	R			53-0302K		Ø 270,0 Th 10,0-8,0	Ch -W5276825
		10/95-9/00	R		53-0302		Ate	160,0x25	Hand Brake
			R		53-0311		Luc	230,0x42	Hand Brake
	R		18-0305			Ø 230,0			
	R		51-0141		GM	Ø 19,05 230,0x42	Ch W7154259-W7999999, LUC		
	R		51-0177		Luc	Ø 20,64 230,0x42	Ch X5000001-/X7000001-, LUC		
1.8 16v Eng.Z18XE (92kW)		00-	F		22-0118-0	22-0118-3K	Ate	Th 19,5	
		9/00-4/02	R		22-0275-0		Ate	Th 15,5	
		9/00-4/02	F		23-0605			Ø 288,0 Th 25,0-21,0	Vent.
		9/00-4/02	F			53-0302K		Ø 288,0 Th 25,0-21,0	Vent.
		9/00-4/02	R		53-0302		Ate	160,0x25	Hand Brake
			R		18-0305			Ø 230,0	
	R		51-0141		GM	Ø 19,05 230,0x42	Ch W7154259-W7999999, LUC		
	R		51-0177		Luc	Ø 20,64 230,0x42	Ch X5000001-/X7000001-, LUC		
2.0 Di 16v Eng.X20DTL (60kW)		-99	F		22-0208-0	22-0208-2K	Ate	Th 18,0	
		99-	F		22-0118-0	22-0118-3K	Ate	Th 19,5	
		11/96-4/02	R		22-0275-0		Ate	Th 15,5	
		-4/02	F		23-0605			Ø 288,0 Th 25,0-21,0	Ch XL000001-, Vent.
		96-	F		23-0166			Ø 256,0 Th 24,0-21,0	Ch -XL000000, Vent.

		Spare Parts	F/R	L/R	METELLI ref.	METELLI ref. w/KIT		DIMENSIONS mm.	NOTE	
2.0 Di 16v Eng.X20DTL (60kW)	-4/02		R		23-0606			Ø 270,0 Th 10,0-8,0	Ch XL000001-	
			R		23-0607			Ø 286,0 Th 10,0-8,0	Ch X7000001-	
	11/96-4/02		R		53-0311		Luc	230,0x42	Hand Brake	
			R		18-0305			Ø 230,0		
	96-02		R		51-0141		GM	Ø 19,05 230,0x42	Ch W7154259-W7999999, LUC	
			R		51-0177		Luc	Ø 20,64 230,0x42	Ch X5000001-/X7000001-, LUC	
2.0 DTI 16v Eng.X20DTH/ Y20DTH (74kW)	-99		F		22-0208-0	22-0208-2K	Ate	Th 18,0		
	99-		F		22-0118-0	22-0118-3K	Ate	Th 19,5		
	6/97-4/02		R		22-0275-0		Ate	Th 15,5		
	-4/02		F		23-0605			Ø 288,0 Th 25,0-21,0	Ch XL000001-, Vent.	
	97-		F		23-0166			Ø 256,0 Th 24,0-21,0	Ch -XL000000, Vent.	
	-4/02		R		23-0606			Ø 270,0 Th 10,0-8,0	Ch XL000001-	
	-4/02		R		23-0607			Ø 286,0 Th 10,0-8,0	Ch X7000001-	
	2.0 i Eng.20NEJ (82kW)	10/95-4/02		F		22-0208-0	22-0208-2K	Ate	Th 18,0	
		10/95-4/02		R		22-0275-0		Ate	Th 15,5	
10/95-4/02			R			53-0302K	Ate	Th 15,5		
10/95-4/02			R		53-0302		Ate	160,0x25	Hand Brake	
2.0 i 16v Eng.C20SEL (100kW)	10/95-9/00		F		22-0118-0	22-0118-3K	Ate	Th 19,5		
	10/95-9/00		R		22-0275-0		Ate	Th 15,5		
	95-00		F		23-0605			Ø 288,0 Th 25,0-21,0	Vent.	
	95-00		R		23-0607			Ø 286,0 Th 10,0-8,0		
	95-00		R			53-0302K		Ø 286,0 Th 10,0-8,0		
	10/95-9/00		R		53-0302		Ate	160,0x25	Hand Brake	
	2.0 i 16v Eng.X20XE (100kW)	10/95-9/00		F		22-0118-0	22-0118-3K	Ate	Th 19,5	
10/95-9/00		R			22-0275-0		Ate	Th 15,5		
95-00			F		23-0605			Ø 288,0 Th 25,0-21,0	Vent.	
95-00			R		23-0607			Ø 286,0 Th 10,0-8,0		
95-00			R			53-0302K		Ø 286,0 Th 10,0-8,0		
10/95-9/00			R		53-0302		Ate	160,0x25	Hand Brake	
2.2 16v Eng.Z22SE (108kW)		9/00-4/02		F		22-0118-0	22-0118-3K	Ate	Th 19,5	
	9/00-4/02	R			22-0275-0		Ate	Th 15,5		
	9/00-4/02		F		23-0605			Ø 288,0 Th 25,0-21,0	Vent.	
	-4/02		R		23-0607			Ø 286,0 Th 10,0-8,0	Ch X7000001-	
	-4/02		R			53-0302K		Ø 286,0 Th 10,0-8,0	Ch X7000001-	
	9/00-4/02		R		53-0302		Ate	160,0x25	Hand Brake	
2.2 DTI 16v Eng.Y22DTR (92kW)	9/00-4/02		F		22-0118-0	22-0118-3K	Ate	Th 19,5		
	9/00-4/02		R		22-0275-0		Ate	Th 15,5		
	9/00-4/02		F		23-0605			Ø 288,0 Th 25,0-21,0	Vent.	
	9/00-4/02		R		23-0607			Ø 286,0 Th 10,0-8,0		
	9/00-4/02		R			53-0302K		Ø 286,0 Th 10,0-8,0		
	9/00-4/02		R		53-0302		Ate	160,0x25	Hand Brake	
	2.5 i 500 Eng.X25XE (143kW)	5/98-9/00		F		22-0118-0	22-0118-3K	Ate	Th 19,5	
5/98-9/00		R			22-0275-0		Ate	Th 15,5		
98-00			F		23-0605			Ø 288,0 Th 25,0-21,0	Vent.	
98-00			R		23-0607			Ø 286,0 Th 10,0-8,0		
98-00			R			53-0302K		Ø 286,0 Th 10,0-8,0		
5/98-9/00			R		53-0302		Ate	160,0x25	Hand Brake	
2.5 i V6 Eng.X25XE (125kW)	10/95-9/00		F		22-0118-0	22-0118-3K	Ate	Th 19,5		
	10/95-9/00		R		22-0275-0		Ate	Th 15,5		
	10/95-9/00		F		23-0605			Ø 288,0 Th 25,0-21,0	Vent.	
	10/95-9/00		R		23-0607			Ø 286,0 Th 10,0-8,0		
	10/95-9/00		R			53-0302K		Ø 286,0 Th 10,0-8,0		
	10/95-9/00		R		53-0302		Ate	160,0x25	Hand Brake	
2.6 V6 Eng.Y26SE (125kW)	9/00-4/02		F		22-0118-0	22-0118-3K	Ate	Th 19,5		
	9/00-4/02		R		22-0275-0		Ate	Th 15,5		
	9/00-4/02		F		23-0605			Ø 288,0 Th 25,0-21,0	Vent.	
	00-02		R		23-0607			Ø 286,0 Th 10,0-8,0		
	00-02		R			53-0302K		Ø 286,0 Th 10,0-8,0		
	9/00-4/02		R		53-0302		Ate	160,0x25	Hand Brake	
<b>Vectra C, SW, Gts / Vectra II 4/02-</b>										
1.6 16v Eng.Z16XE (74kW)	6/04-		F		22-0540-0	22-0540-0K	Ate	Th 20,0		
	6/04-		R		22-0337-1		Ate	Th 16,5		
	04-		F		23-0608			Ø 285,0 Th 25,0-22,0	Vent., Exc. Europe	
	04-		F		23-0681C			Ø 302,0 Th 28,0-26,0	Vent., Exc. Europe, (Coated), Ch. sportivo	
	04-		R		23-0609			Ø 278,0 Th 12,0-10,0	Exc. Europe	
	04-		R		23-0682C			Ø 292,0 Th 20,0-18,0	Vent., Exc. Europe, (Coated), Ch. sportivo	

		Spare Parts	F/R	L/R	METELLI ref.	METELLI ref. w/KIT		DIMENSIONS mm.	NOTE
1.6 16v Eng.Z16XEP (77kW)	1/06-	F	F		22-0540-0	22-0540-0K	Ate	Th 20,0	
			R		22-0337-1		Ate	Th 16,5	
	06-	F	F		23-0608			Ø 285,0 Th 25,0-22,0	Vent.
			R		23-0681C			Ø 302,0 Th 28,0-26,0	Vent., (Coated), Ch. sportivo
		R	F		23-0609			Ø 278,0 Th 12,0-10,0	
			R		23-0682C			Ø 292,0 Th 20,0-18,0	Vent., (Coated), Ch. sportivo
1.8 Eng.Z18XEL (81kW)	4/02-	F	F		22-0540-0	22-0540-0K	Ate	Th 20,0	
			R		22-0337-1		Ate	Th 16,5	
	02-	F	F		23-0608			Ø 285,0 Th 25,0-22,0	Vent.
			R		23-0609			Ø 278,0 Th 12,0-10,0	
1.8 16v Eng.Z18XE (90kW)	4/02-	F	F		22-0540-0	22-0540-0K	Ate	Th 20,0	
			R		22-0337-1		Ate	Th 16,5	
	02-	F	F		23-0608			Ø 285,0 Th 25,0-22,0	Vent.
			R		23-0681C			Ø 302,0 Th 28,0-26,0	Vent., (Coated), Ch. sportivo
		R	F		23-0609			Ø 278,0 Th 12,0-10,0	
			R		23-0682C			Ø 292,0 Th 20,0-18,0	Vent., (Coated), Ch. sportivo
1.8 16v Eng.Z18XER (103kW)	1/06-	F	F		22-0540-0	22-0540-0K	Ate	Th 20,0	
			R		22-0337-1		Ate	Th 16,5	
	06-	F	F		23-0608			Ø 285,0 Th 25,0-22,0	Vent.
			R		23-0681C			Ø 302,0 Th 28,0-26,0	Vent., (Coated), Ch. sportivo
		R	F		23-0609			Ø 278,0 Th 12,0-10,0	
			R		23-0682C			Ø 292,0 Th 20,0-18,0	Vent., (Coated), Ch. sportivo
1.9 CDTi Eng.Z19DT (88kW)	4/04-	F	F		22-0540-0	22-0540-0K	Ate	Th 20,0	
			R		22-0337-1		Ate	Th 16,5	
	04-	F	F		23-0608			Ø 285,0 Th 25,0-22,0	Vent.
			R		23-0681C			Ø 302,0 Th 28,0-26,0	Vent., (Coated), Ch. sportivo
		R	F		23-0609			Ø 278,0 Th 12,0-10,0	
			R		23-0682C			Ø 292,0 Th 20,0-18,0	Vent., (Coated), Ch. sportivo
1.9 CDTi Eng.Z19DTH (110kW)	4/04-	F	F		22-0540-0	22-0540-0K	Ate	Th 20,0	
			R		22-0337-1		Ate	Th 16,5	
	04-	F	F		23-0608			Ø 285,0 Th 25,0-22,0	Vent.
			R		23-0681C			Ø 302,0 Th 28,0-26,0	Vent., (Coated), Ch. sportivo
		R	F		23-0609			Ø 278,0 Th 12,0-10,0	
			R		23-0682C			Ø 292,0 Th 20,0-18,0	Vent., (Coated), Ch. sportivo
1.9 CDTi Eng.Z19DTL (74kW)	10/05-	F	F		22-0540-0	22-0540-0K	Ate	Th 20,0	
			R		22-0337-1		Ate	Th 16,5	
	05-	F	F		23-0608			Ø 285,0 Th 25,0-22,0	Vent.
			R		23-0681C			Ø 302,0 Th 28,0-26,0	Vent., (Coated), Ch. sportivo
		R	F		23-0609			Ø 278,0 Th 12,0-10,0	
			R		23-0682C			Ø 292,0 Th 20,0-18,0	Vent., (Coated), Ch. sportivo
2.0 DTI 16v Eng.Y20DTH (74kW)	4/02-	F	F		22-0540-0	22-0540-0K	Ate	Th 20,0	
			R		22-0337-1		Ate	Th 16,5	
	02-	F	F		23-0608			Ø 285,0 Th 25,0-22,0	Vent.
			R		23-0681C			Ø 302,0 Th 28,0-26,0	Vent., (Coated), Ch. sportivo
		R	F		23-0609			Ø 278,0 Th 12,0-10,0	
			R		23-0682C			Ø 292,0 Th 20,0-18,0	Vent., (Coated), Ch. sportivo
2.0 T. 16v Eng.Z20NET (129kW)	3/03-	F	F		22-0540-0	22-0540-0K	Ate	Th 20,0	
			R		22-0337-1		Ate	Th 16,5	
	03-	F	F		23-0608			Ø 285,0 Th 25,0-22,0	Vent.
			R		23-0681C			Ø 302,0 Th 28,0-26,0	Vent., (Coated), Ch. sportivo
		R	F		23-0609			Ø 278,0 Th 12,0-10,0	
			R		23-0682C			Ø 292,0 Th 20,0-18,0	Vent., (Coated), Ch. sportivo
2.2 16v (Exc. SW) Eng.Z22SE (108kW)	4/02-	F	F		22-0540-0	22-0540-0K	Ate	Th 20,0	
			R		22-0337-1		Ate	Th 16,5	
	02-	F	F		23-0608			Ø 285,0 Th 25,0-22,0	Vent.
			R		23-0681C			Ø 302,0 Th 28,0-26,0	Vent., (Coated), Ch. sportivo
		R	F		23-0609			Ø 278,0 Th 12,0-10,0	
			R		23-0682C			Ø 292,0 Th 20,0-18,0	Vent., (Coated), Ch. sportivo
2.2 16v Direct Eng.Z22YH (114kW)	10/03-	F	F		22-0540-0	22-0540-0K	Ate	Th 20,0	
			R		22-0337-1		Ate	Th 16,5	
	03-	F	F		23-0608			Ø 285,0 Th 25,0-22,0	Vent.
			R		23-0681C			Ø 302,0 Th 28,0-26,0	Vent., (Coated), Ch. sportivo
		R	F		23-0609			Ø 278,0 Th 12,0-10,0	
			R		23-0682C			Ø 292,0 Th 20,0-18,0	Vent., (Coated), Ch. sportivo
2.2 DTI 16v Eng.Y22DTR (92kW)	4/02-	F	F		22-0540-0	22-0540-0K	Ate	Th 20,0	
			R		22-0337-1		Ate	Th 16,5	
	4/02-	F		23-0608			Ø 285,0 Th 25,0-22,0	Vent.	

		Spare Parts	F/R	L/R	METELLI ref.	METELLI ref. w/KIT		DIMENSIONS mm.	NOTE
2.2 DTI 16v Eng.Y22DTR (92kW)	4/02-		F		<b>23-0681C</b>			Ø 302,0 Th 28,0-26,0	Vent., (Coated), Ch. sportivo
	4/02-		R		<b>23-0609</b>			Ø 278,0 Th 12,0-10,0	
	4/02-		R		<b>23-0682C</b>			Ø 292,0 Th 20,0-18,0	Vent., (Coated), Ch. sportivo
2.8 V6 T. Eng.N28NET (188kW)	8/05-		F		<b>22-0549-3</b>		Ate	Th 18,5	
	8/05-		R		<b>22-0337-1</b>		Ate	Th 16,5	
	8/05-		F		<b>23-0608</b>			Ø 285,0 Th 25,0-22,0	Vent.
	8/05-		F		<b>23-0681C</b>			Ø 302,0 Th 28,0-26,0	Vent., (Coated), Ch. sportivo
	8/05-		R		<b>23-0609</b>			Ø 278,0 Th 12,0-10,0	
	8/05-		R		<b>23-0682C</b>			Ø 292,0 Th 20,0-18,0	Vent., (Coated), Ch. sportivo
2.8 V6 T. Eng.N28NET/ NEL (169kW)	8/05-		F		<b>22-0549-3</b>		Ate	Th 18,5	
	8/05-		R		<b>22-0337-1</b>		Ate	Th 16,5	
	8/05-		F		<b>23-0608</b>			Ø 285,0 Th 25,0-22,0	Vent.
	8/05-		F		<b>23-0681C</b>			Ø 302,0 Th 28,0-26,0	Vent., (Coated), Ch. sportivo
	8/05-		R		<b>23-0609</b>			Ø 278,0 Th 12,0-10,0	
	8/05-		R		<b>23-0682C</b>			Ø 292,0 Th 20,0-18,0	Vent., (Coated), Ch. sportivo
2.8 V6 T. Eng.Z28NET (184kW)	8/06-		F		<b>22-0549-3</b>		Ate	Th 18,5	
	8/06-		R		<b>22-0337-1</b>		Ate	Th 16,5	
	8/06-		R		<b>23-0609</b>			Ø 278,0 Th 12,0-10,0	
	8/06-		R		<b>23-0682C</b>			Ø 292,0 Th 20,0-18,0	Vent., (Coated), Ch. sportivo
2.8 V6 T. Eng.Z28NET (206kW)	8/06-		F		<b>22-0549-3</b>		Ate	Th 18,5	
	8/06-		R		<b>22-0337-1</b>		Ate	Th 16,5	
3.0 CDTi Eng.Y30DT (130kW)	6/03-		F		<b>22-0813-0</b>	<b>22-0813-0K</b>	Ate	Th 20,5	
	6/03-		R		<b>22-0337-1</b>		Ate	Th 16,5	
	6/03-		F		<b>23-0681C</b>			Ø 302,0 Th 28,0-26,0	Ch -31070293, Vent., (Coated)
	6/03-		R		<b>23-0609</b>			Ø 278,0 Th 12,0-10,0	
	6/03-		R		<b>23-0682C</b>			Ø 292,0 Th 20,0-18,0	Vent., (Coated), Ch. sportivo
3.0 CDTi Eng.Z30DT (135kW)	8/05-		F		<b>22-0813-0</b>	<b>22-0813-0K</b>	Ate	Th 20,5	
	8/05-		R		<b>22-0337-1</b>		Ate	Th 16,5	
	4/02-		R		<b>23-0682C</b>			Ø 292,0 Th 20,0-18,0	Vent., (Coated), Ch. sportivo
	8/05-		R		<b>23-0609</b>			Ø 278,0 Th 12,0-10,0	
3.2 V6 Eng.Z32SE (155kW)	8/02-		F		<b>22-0813-0</b>	<b>22-0813-0K</b>	Ate	Th 20,5	
	8/02-		R		<b>22-0337-1</b>		Ate	Th 16,5	
	4/02-		F		<b>23-0681C</b>			Ø 302,0 Th 28,0-26,0	Ch -31070294, Vent., (Coated)
	4/02-		R		<b>23-0609</b>			Ø 278,0 Th 12,0-10,0	
	4/02-		R		<b>23-0682C</b>			Ø 292,0 Th 20,0-18,0	Vent., (Coated), Ch. sportivo
<b>Viva, SW 1/63-10/79</b>									
1.2 Eng.HC (43kW)	1/63-10/79		F		<b>22-0019-0</b>		Lock	Th 14,0	
1.6 (51-53kW)	1/68-10/72		F		<b>22-0019-0</b>		Lock	Th 14,0	
<b>Zafira A 4/99-10/05</b>									
1.6 16v Eng.X16XEL/ Z16XE (74kW)	4/99-		F		<b>23-0514</b>			Ø 280,0 Th 24,9-22,0	Vent.
	4/99-		R		<b>23-0489</b>			Ø 264,0 Th 10,0-8,0	
	4/99-10/05		R		<b>53-0311</b>		Luc	230,0x42	Hand Brake
	4/99-		R		<b>18-0306</b>			Ø 230,0	
99-05			R		<b>51-0177</b>		Luc	Ø 20,64 230,0x42	Ch -12999999, LUC, Exc. Germany, Austrian, Switzerland
	1.6 CNG Eng.Z16YNG (71kW)	01-		F	<b>23-0514</b>			Ø 280,0 Th 24,9-22,0	Vent.
	01-		R		<b>23-0489</b>			Ø 264,0 Th 10,0-8,0	
01-		R		<b>18-0306</b>			Ø 230,0		
01-05		R		<b>51-0177</b>		Luc	Ø 20,64 230,0x42	Ch -12999999, LUC, Exc. Germany, Austrian, Switzerland	
1.6 i 16v Eng.X16SZR (55kW)	4/99-10/05		F		<b>22-0258-0</b>		Ate	Th 19,5	
	-02		R		<b>22-0259-0</b>		Bosch	Th 16,5	
	02-		R		<b>22-0542-0</b>		Gir	Th 15,0	
	5/99-		F		<b>23-0514</b>			Ø 280,0 Th 24,9-22,0	Vent.
	5/99-		R		<b>23-0489</b>			Ø 264,0 Th 10,0-8,0	
	4/99-10/05		R		<b>53-0311</b>		Luc	230,0x42	Hand Brake
99-		R		<b>18-0306</b>			Ø 230,0	Exc. Germany/Switzerland/Austria	
1.8 16v Eng.X18XE/ 1 (85kW)	4/99-9/00		F		<b>22-0258-0</b>		Ate	Th 19,5	
	-00		R		<b>22-0259-0</b>		Bosch	Th 16,5	
	99-00		F		<b>23-0514</b>			Ø 280,0 Th 24,9-22,0	Vent.
	99-00		R		<b>23-0489</b>			Ø 264,0 Th 10,0-8,0	
4/99-9/00		R		<b>53-0311</b>		Luc	230,0x42	Hand Brake	
1.8 16v Eng.Z18XE (92kW)	9/00-10/05		F		<b>22-0258-0</b>		Ate	Th 19,5	
	-02		R		<b>22-0259-0</b>		Bosch	Th 16,5	
	02-		R		<b>22-0542-0</b>		Gir	Th 15,0	
	9/00-		F		<b>23-0514</b>			Ø 280,0 Th 24,9-22,0	Vent.
	9/00-		R		<b>23-0489</b>			Ø 264,0 Th 10,0-8,0	





























































		Spare Parts	F/R	L/R	METELLI ref.	METELLI ref. w/KIT		DIMENSIONS mm.	NOTE
1.8 16v Eng.Z18XE (92kW)	9/00-10/05		R		53-0311		Luc	230,0x42	Hand Brake
2.0 16v T. OPC Eng.Z20LET (141kW)	9/01-10/05		F		22-0118-2		Ate	Th 19,5	
	9/01-10/05		R		22-0542-0		Gir	Th 15,0	
	01-9/01-		F		23-0826			Ø 308,0 Th 25,0-22,0	Vent.
	9/01-10/05		R		23-0489			Ø 264,0 Th 10,0-8,0	
2.0 Di 16v Eng.X20DTL (60kW)	99-99-		F		23-0514			Ø 280,0 Th 24,9-22,0	Vent.
	99-10/99-10/05		R		23-0489			Ø 264,0 Th 10,0-8,0	
2.0 DTI 16v Eng.Y20DTH (74kW)	9/00-10/05		R		53-0311		Luc	230,0x42	Hand Brake
	-02		F		22-0258-0		Ate	Th 19,5	
	02-9/00-		R		22-0259-0		Bosch	Th 16,5	
	9/00-		R		22-0542-0		Gir	Th 15,0	
	9/00-		F		23-0514			Ø 280,0 Th 24,9-22,0	Vent.
	9/00-10/05		R		23-0489			Ø 264,0 Th 10,0-8,0	
2.0 T. 16v Eng.Z20LER (147kW)	02-11/02-10/05		F		23-0826			Ø 308,0 Th 25,0-22,0	Vent.
			R		53-0311		Luc	230,0x42	Hand Brake
2.2 16v Eng.Z22SE (108kW)	9/00-10/05		F		22-0258-0		Ate	Th 19,5	
	-02		R		22-0259-0		Bosch	Th 16,5	
	02-9/00-		R		22-0542-0		Gir	Th 15,0	
	9/00-		F		23-0514			Ø 280,0 Th 24,9-22,0	Vent.
	9/00-10/05		R		23-0489			Ø 264,0 Th 10,0-8,0	
2.2 DTI 16v Eng.Y22DTR (92kW)	9/00-10/05		R		53-0311		Luc	230,0x42	Hand Brake
	1/02-10/05		F		22-0258-0		Ate	Th 19,5	
	1/02-10/05		R		22-0542-0		Gir	Th 15,0	
	1/02-10/05		F		23-0514			Ø 280,0 Th 24,9-22,0	Vent.
1/02-10/05		R		23-0489			Ø 264,0 Th 10,0-8,0		
<b>Zafira B 10/05-</b>									
1.6 16v Eng.Z16XEP (77kW)	10/05-		F		22-0539-0		Ate	Th 20,0	
	10/05-		R		22-0542-1		Gir	Th 15,0	
	10/05-		F		23-0514			Ø 280,0 Th 24,9-22,0	Vent.
	10/05-		R		23-0489			Ø 264,0 Th 10,0-8,0	
1.6 16v Eng.Z16XER (85kW)	08-08-		F		22-0539-0		Ate	Th 20,0	
	08-08-		R		22-0542-1		Gir	Th 15,0	
	08-08-		F		23-0514			Ø 280,0 Th 24,9-22,0	Vent.
	08-08-		R		23-0489			Ø 264,0 Th 10,0-8,0	
1.7 CDTi 16v Eng.Z17DTR/ Z17DTJ (81-92kW)	08-08-		F		22-0539-0		Ate	Th 20,0	
	08-08-		R		22-0542-1		Gir	Th 15,0	
	08-08-		F		23-0826			Ø 308,0 Th 25,0-22,0	Vent.
	08-08-		R		23-0489			Ø 264,0 Th 10,0-8,0	
1.8 16v Eng.Z18XEP/ Z18 (103kW)	10/05-		F		22-0539-0		Ate	Th 20,0	
	10/05-		R		22-0542-1		Gir	Th 15,0	
	10/05-		F		23-0514			Ø 280,0 Th 24,9-22,0	Vent.
	10/05-		R		23-0489			Ø 264,0 Th 10,0-8,0	
1.9 CDTi Eng.Z19DT (74kW)	10/05-		F		22-0539-0		Ate	Th 20,0	
	10/05-		R		22-0542-1		Gir	Th 15,0	
	05-10/05-		F		23-0826			Ø 308,0 Th 25,0-22,0	Vent.
1.9 CDTi Eng.Z19DT (88kW)	05-10/05-		R		23-0489			Ø 264,0 Th 10,0-8,0	
	10/05-		F		22-0539-0		Ate	Th 20,0	
	10/05-		R		22-0542-1		Gir	Th 15,0	
1.9 CDTi Eng.Z19DTH (110kW)	05-10/05-		F		23-0826			Ø 308,0 Th 25,0-22,0	Vent.
	10/05-		R		23-0489			Ø 264,0 Th 10,0-8,0	
	10/05-		F		22-0539-0		Ate	Th 20,0	
2.0 OPC Eng.Z20LEH (177kW)	1/06-06-		R		22-0542-1		Gir	Th 15,0	
	06-06-		F		23-0071			Ø 236,0 Th 10,0-7,0	
	06-06-		R		23-0485C			Ø 290,0 Th 10,0-8,3	(Coated)
	06-06-		R		23-0489			Ø 264,0 Th 10,0-8,0	
2.0 T. 16v Eng.Z20LER (147kW)	10/05-		F		22-0539-0		Ate	Th 20,0	
	10/05-		R		22-0542-1		Gir	Th 15,0	
	05-05-		F		23-0826			Ø 308,0 Th 25,0-22,0	Vent.
2.2 Eng.Z22YH (110kW)	05-07/05-		R		23-0489			Ø 264,0 Th 10,0-8,0	
	07/05-		F		22-0539-0		Ate	Th 20,0	
	07/05-		R		22-0542-1		Gir	Th 15,0	
























































		Spare Parts	F/R	L/R	METELLI ref.	METELLI ref. w/KIT		DIMENSIONS mm.	NOTE
2.2 Eng.Z22YH (110kW)	05-		F		23-0826			Ø 308,0 Th 25,0-22,0	Vent.
	05-		R		23-0489			Ø 264,0 Th 10,0-8,0	

OPEL LCV / VAUXHALL LCV

Arena 3/98-8/01									
1.9 D Eng.F8Q600/ 606 (44kW)	3/98-8/01		F		22-0098-0		Bdx	Th 18,5	
	98-01		F		23-0051			Ø 252,0 Th 24,0-22,0	Vent.
	3/98-8/01		R		53-0071		Luc	254,0x57	Hand Brake
	98-01		R		18-0168	18-0168K		Ø 255,0	-ABS
	98-01		R		51-0138		Luc	Ø 25,40 254,0x57	LUC
2.5 D Eng.S8U758/ 780/ 782 (55kW)	3/98-8/01		F		22-0098-0		Bdx	Th 18,5	
	98-01		F		23-0051			Ø 252,0 Th 24,0-22,0	Vent.
	3/98-8/01		R		53-0071		Luc	254,0x57	Hand Brake
	98-01		R		18-0168	18-0168K		Ø 255,0	-ABS
	98-01		R		51-0138		Luc	Ø 25,40 254,0x57	LUC
Astra F Van (55) 10/91-1/99									
1.4 i Eng.C14NZ (44kW)	10/91-1/99		F		22-0077-0	22-0077-0K	Ate	Th 17,0	
	-94		F		22-0117-0	22-0117-1K	Ate	Th 18,0	FR
	94-		F		22-0208-0	22-0208-1K	Ate	Th 18,0	FR
	91-99		F		23-0080			Ø 236,0 Th 12,7-10,7	
	10/91-1/99		R		53-0309		Luc	200,0x45	Hand Brake
			R		18-0300			Ø 200,0	Ch -S299999, HDB
			R		18-0305			Ø 230,0	Ch T2500001-
			R		51-0141		GM	Ø 19,05 230,0x42	Ch T2500001-, LUC
1.6 i Eng.C16NZ (55kW)	10/91-4/93		F		22-0077-0	22-0077-0K	Ate	Th 17,0	
	10/91-4/93		F		22-0117-0	22-0117-1K	Ate	Th 18,0	FR
	91-93		F		23-0096			Ø 236,0 Th 19,9-18,2	Vent.
	92-		R		53-0309		Luc	200,0x45	Hand Brake
			R		18-0300			Ø 200,0	Ch -S299999, HDB
			R		18-0305			Ø 230,0	Ch T2500001-
			R		51-0141		GM	Ø 19,05 230,0x42	Ch T2500001-, LUC
1.6 i Eng.X16SZ (52kW)	2/93-7/96		F		22-0077-0	22-0077-0K	Ate	Th 17,0	
	-94		F		22-0117-0	22-0117-1K	Ate	Th 18,0	FR
	94-		F		22-0208-0	22-0208-1K	Ate	Th 18,0	FR
	93-96		F		23-0096			Ø 236,0 Th 19,9-18,2	Vent.
	95-		R		53-0311		Luc	230,0x42	Hand Brake
	-96		R		53-0309		Luc	200,0x45	Hand Brake
			R		18-0300			Ø 200,0	Ch -S299999, HDB
			R		18-0305			Ø 230,0	Ch T2500001-
		R		51-0141		GM	Ø 19,05 230,0x42	Ch T2500001-, LUC	
1.7 D Eng.17D (42kW)	12/91-9/92		F		22-0077-0	22-0077-0K	Ate	Th 17,0	
	12/91-9/92		F		22-0117-0	22-0117-1K	Ate	Th 18,0	FR
	91-92		F		23-0096			Ø 236,0 Th 19,9-18,2	Vent.
			R		53-0309		Luc	200,0x45	Hand Brake
			R		18-0300			Ø 200,0	Ch -S299999, HDB
			R		18-0305			Ø 230,0	Ch T2500001-
			R		51-0141		GM	Ø 19,05 230,0x42	Ch T2500001-, LUC
1.7 D Eng.17D/ DR (44kW)	7/92-1/99		F		22-0077-0	22-0077-0K	Ate	Th 17,0	
	-94		F		22-0117-0	22-0117-1K	Ate	Th 18,0	FR
	94-		F		22-0208-0	22-0208-1K	Ate	Th 18,0	FR
	92-99		F		23-0096			Ø 236,0 Th 19,9-18,2	Vent.
	95-		R		53-0311		Luc	230,0x42	Hand Brake
	-96		R		53-0309		Luc	200,0x45	Hand Brake
			R		18-0300			Ø 200,0	Ch -S299999, HDB
			R		18-0305			Ø 230,0	Ch T2500001-
		R		51-0141		GM	Ø 19,05 230,0x42	Ch T2500001-, LUC	
1.7 TD Eng.X17DTL (50kW)	8/94-1/99		F		22-0077-0	22-0077-0K	Ate	Th 17,0	
	-94		F		22-0117-0	22-0117-1K	Ate	Th 18,0	FR
	94-		F		22-0208-0	22-0208-1K	Ate	Th 18,0	FR
	94-99		F		23-0096			Ø 236,0 Th 19,9-18,2	Vent.
	95-		R		53-0311		Luc	230,0x42	Hand Brake
	-96		R		53-0309		Luc	200,0x45	Hand Brake
			R		18-0300			Ø 200,0	Ch -S299999, HDB
			R		18-0305			Ø 230,0	Ch T2500001-
		R		51-0141		GM	Ø 19,05 230,0x42	Ch T2500001-, LUC	

















			Spare Parts	F/R	L/R	METELLI ref.	METELLI ref. w/KIT		DIMENSIONS mm.	NOTE
<b>Astra G Van (F70) 1/99-2/04</b>										
1.6i Eng.X16SZR (55kW)	1/99-9/00		F			22-0257-0		Ate	Th 17,0	
	99-00		F			23-0490			Ø 256,0 Th 23,8-21,0	Vent.
	99-00		R			23-0488			Ø 240,0 Th 10,0-8,0	+ABS
	99-00		R			18-0305			Ø 230,0	
1.6i Eng.Z16SE (62kW)	9/00-		F			22-0257-0		Ate	Th 17,0	
	9/00-		R			22-0542-0		Gir	Th 15,0	+ABS
	00-		F			23-0490			Ø 256,0 Th 23,8-21,0	Vent.
	00-		R			23-0488			Ø 240,0 Th 10,0-8,0	+ABS
1.7 CDTi Eng.Z17DTL (59kW)	03-04		F			22-0257-0		Ate	Th 17,0	
	03-04		F			23-0490			Ø 256,0 Th 23,8-21,0	Vent.
	03-04		R			23-0488			Ø 240,0 Th 10,0-8,0	
	03-04		R			18-0305			Ø 230,0	
1.7 DTi Eng.Y17DT (55kW)	01-04		F			22-0257-0		Ate	Th 17,0	
	01-02		R			22-0259-0		Bosch	Th 16,5	
	02-04		R			22-0542-0		Gir	Th 15,0	
	01-04		F			23-0490			Ø 256,0 Th 23,8-21,0	Vent.
	01-04		R			23-0488			Ø 240,0 Th 10,0-8,0	
	01-04		R			18-0305			Ø 230,0	
	01-04		R			51-0141		GM	Ø 19,05 230,0x42	Ch -18999999, LUC
1.7 TD Eng.X17DTL (50kW)	1/99-		F			22-0257-0		Ate	Th 17,0	
	-02		R			22-0259-0		Bosch	Th 16,5	
	02-		R			22-0542-0		Gir	Th 15,0	
	99-04		F			23-0490			Ø 256,0 Th 23,8-21,0	Vent.
	99-04		R			23-0488			Ø 240,0 Th 10,0-8,0	+ABS
	99-04		R			18-0305			Ø 230,0	
	99-04		R			51-0176		Luc	Ø 19,05 230,0x42	Ch 22000001-, LUC
2.0 Di 16v Eng.X20DTL (60kW)	1/99-		F			22-0258-0		Ate	Th 19,5	
	-02		R			22-0259-0		Bosch	Th 16,5	
	02-		R			22-0542-0		Gir	Th 15,0	
	99-04		F			23-0490			Ø 256,0 Th 23,8-21,0	Vent.
	99-04		R			23-0488			Ø 240,0 Th 10,0-8,0	+ABS
2.0 DTi Eng.Y20DTH (74kW)	8/99-3/04		F			22-0257-0		Ate	Th 17,0	
	8/99-3/04		F			22-0258-0		Ate	Th 19,5	+ABS
	-02		R			22-0259-0		Bosch	Th 16,5	+/-ABS
	02-		R			22-0542-0		Gir	Th 15,0	+ABS
	99-04		F			23-0490			Ø 256,0 Th 23,8-21,0	Vent., -ABS
	99-04		F			23-0514			Ø 280,0 Th 24,9-22,0	Vent., +ABS
	99-04		R			23-0488			Ø 240,0 Th 10,0-8,0	-ABS
	99-04		R			23-0489			Ø 264,0 Th 10,0-8,0	+ABS
	99-04		R			23-0489			Ø 264,0 Th 10,0-8,0	+ABS
<b>Astra H Van 3/04-11/09</b>										
1.3 CDTi 16v Eng.Z13DTH (66kW)	05-		F			22-0539-0		Ate	Th 20,0	
	05-		R			22-0542-1		Gir	Th 15,0	
	05-		F			23-0514			Ø 280,0 Th 24,9-22,0	Vent., 5 Hole
	05-		F			23-0825			Ø 280,0 Th 25,0-22,0	Vent., 4 Hole
	05-		R			23-0488			Ø 240,0 Th 10,0-8,0	4 Hole
	05-		R			23-0489			Ø 264,0 Th 10,0-8,0	5 Hole
1.4 16v Eng.Z14XEP (66kW)	3/04		F			22-0539-0		Ate	Th 20,0	
	3/04		R			22-0542-1		Gir	Th 15,0	
	3/04		F			23-0514			Ø 280,0 Th 24,9-22,0	Vent.
	3/04		R			23-0488			Ø 240,0 Th 10,0-8,0	+ABS, 4 Hole
	3/04		R			23-0489			Ø 264,0 Th 10,0-8,0	+ABS, 5 Hole
1.6 16v Eng.Z16XEP (76kW)	05-		F			22-0539-0		Ate	Th 20,0	
	05-		R			22-0542-1		Gir	Th 15,0	
	05-		F			23-0514			Ø 280,0 Th 24,9-22,0	Vent., 5 Hole
	05-		F			23-0825			Ø 280,0 Th 25,0-22,0	Vent., 4 Hole
	05-		R			23-0488			Ø 240,0 Th 10,0-8,0	+ABS, 4 Hole
	05-		R			23-0489			Ø 264,0 Th 10,0-8,0	+ABS, 5 Hole
	05-		R			18-0389			Ø 230,0	-ABS
1.7 CDTi Eng.Z17DTH (74kW)	8/04		F			22-0539-0		Ate	Th 20,0	
	8/04		R			22-0542-1		Gir	Th 15,0	
	3/04		F			23-0514			Ø 280,0 Th 24,9-22,0	Vent.
	3/04		R			23-0488			Ø 240,0 Th 10,0-8,0	4 Hole
	3/04		R			23-0489			Ø 264,0 Th 10,0-8,0	5 Hole
	3/04		R			23-0489			Ø 264,0 Th 10,0-8,0	5 Hole

		Spare Parts	F/R	L/R	METELLI ref.	METELLI ref. w/KIT		DIMENSIONS mm.	NOTE
1.7 CDTi Eng.Z17DTL (59kW)	05-06		F		22-0539-0		Ate	Th 20,0	
	05-06		R		22-0542-1		Gir	Th 15,0	
	05-06		F		23-0514			Ø 280,0 Th 24,9-22,0	Vent., 5 Hole
	05-06		F		23-0825			Ø 280,0 Th 25,0-22,0	Vent., 4 Hole
	05-06		R		23-0488			Ø 240,0 Th 10,0-8,0	4 Hole
	05-06		R		23-0489			Ø 264,0 Th 10,0-8,0	5 Hole
	05-06		R		18-0389			Ø 230,0	-ABS
	05-06		R		51-0177		Luc	Ø 20,64 230,0x42	LUC
1.9 CDTi Eng.Z19DTJ (88kW)	3/04		F		22-0539-0		Ate	Th 20,0	
	3/04		R		22-0542-1		Gir	Th 15,0	
	3/04		R		23-0488			Ø 240,0 Th 10,0-8,0	4 Hole
	3/04		R		23-0489			Ø 264,0 Th 10,0-8,0	5 Hole
<b>Campo (TF) / Brava Pick-up 8/87-</b>									
2.2 D, 4WD Eng.C223 (39kW)	8/91-9/96		F		22-0244-0		Ake	Th 16,0	
	91-96		F		23-0351			Ø 257,5 Th 22,0-20,6	Vent.
	91-96		R		18-0178			Ø 254,0	
2.3, 4WD Eng.23P (72kW)	8/94-9/96		F		22-0244-0		Ake	Th 16,0	
	92-96		F		23-0351			Ø 257,5 Th 22,0-20,6	Vent.
	94-96		R		18-0178			Ø 254,0	
2.3, 4WD Eng.4ZD1 (69kW)	8/91-8/94		F		22-0244-0		Ake	Th 16,0	
	91-94		F		23-0351			Ø 257,5 Th 22,0-20,6	Vent.
	91-94		R		18-0178			Ø 254,0	
2.5 D, 4WD Eng.4JA1 (56kW)	8/91-6/94		F		22-0244-0		Ake	Th 16,0	
	91-94		F		23-0351			Ø 257,5 Th 22,0-20,6	Vent.
	91-94		R		18-0178			Ø 254,0	
	91-94		R		18-0307			Ø 295,0	Mod. 4WD
2.5 DTI, 4WD Eng.4JA1T (74kW)	01-		F		23-0351			Ø 257,5 Th 22,0-20,6	Vent.
	01-		R		18-0178			Ø 254,0	
2.5 TD, 4WD Eng.4JA1T (56kW)	7/94-		F		22-0244-0		Ake	Th 16,0	
	94-		F		23-0351			Ø 257,5 Th 22,0-20,6	Vent.
	7/94-		R		53-0191		Ake	254,0x50	Hand Brake
	7/94-		R		53-0312		Ake	302,0x46	
	94-		R		18-0178			Ø 254,0	
94-		R		18-0307			Ø 295,0	Mod. 4WD	
3.0 TD (96kW)	10/96-		R		53-0191		Ake	254,0x50	Hand Brake
	10/96-		R		53-0312		Ake	302,0x46	
3.1 TD, 4WD Eng.4JG2T (80kW)	12/92-		F		22-0244-0		Ake	Th 16,0	
	92-		F		23-0351			Ø 257,5 Th 22,0-20,6	Vent.
	12/92-		R		53-0191		Ake	254,0x50	Hand Brake
	12/92-		R		53-0312		Ake	302,0x46	
	92-		R		18-0178			Ø 254,0	
	92-		R		18-0307			Ø 295,0	Mod. 4WD
<b>Combo I (71) 7/94-10/01</b>									
1.2 Eng.C12NZ/ X12SZ (33kW)	7/94-10/01		F		22-0077-0	22-0077-0K	Ate	Th 17,0	
	94-		F		23-0096			Ø 236,0 Th 19,9-18,2	Vent.
	7/94-10/01		R		53-0306		Luc	230,0x50	Hand Brake
	94-		R		18-0302			Ø 230,0	
1.4 i Eng.C14NZ/ X14SZ (44kW)	7/94-10/01		F		22-0077-0	22-0077-0K	Ate	Th 17,0	
	94-01		F		23-0096			Ø 236,0 Th 19,9-18,2	Vent.
	7/94-10/01		R		53-0311		Luc	230,0x42	+ABS, Hand Brake
	7/94-10/01		R		53-0306		Luc	230,0x50	Hand Brake
	-96		R		53-0309		Luc	200,0x45	Hand Brake
	94-01		R		18-0302			Ø 230,0	
94-		R		51-0175		Luc	Ø 19,05 230,0x50	LUC	
1.4 i 16v Eng.X14XE (66kW)	8/99-10/01		F		22-0077-0	22-0077-0K	Ate	Th 17,0	
	99-01		F		23-0096			Ø 236,0 Th 19,9-18,2	Vent.
	8/99-10/01		R		53-0311		Luc	230,0x42	+ABS, Hand Brake
	8/99-10/01		R		53-0306		Luc	230,0x50	Hand Brake
	8/99-10/01		R			18-0304K	Luc	230,0x50	Hand Brake
	99-01		R		18-0304			Ø 200,0	
99-01		R		18-0301	18-0301K		Ø 200,0	+ABS	
1.4 Si Eng.C14SE (60kW)	7/94-10/01		F		22-0077-0	22-0077-0K	Ate	Th 17,0	
	93-01		F		23-0096			Ø 236,0 Th 19,9-18,2	Vent.
	7/94-10/01		R		53-0311		Luc	230,0x42	+ABS, Hand Brake
	7/94-10/01		R		53-0306		Luc	230,0x50	Hand Brake
-96		R		53-0309		Luc	200,0x45	Hand Brake	





















		Spare Parts	F/R	L/R	METELLI ref.	METELLI ref. w/KIT		DIMENSIONS mm.	NOTE
1.4 Si Eng.C14SE (60kW)	93-97		R		18-0302			Ø 230,0	
	94-		R		51-0175		Luc	Ø 19,05 230,0x50	LUC
1.6 Eng.C16SEL (74kW)	1/94-12/96		F		22-0077-0		Ate	Th 17,0	
	1/94-12/96		F		23-0284			Ø 256,0 Th 19,8-17,0	Vent.
	1/94-12/96		R		53-0309		Luc	200,0x45	Hand Brake
1.7 D Eng.17D(4EE1)/ X17D (44kW)	7/94-10/01		F		22-0077-0	22-0077-0K	Ate	Th 17,0	
	7/94-		F		23-0096			Ø 236,0 Th 19,9-18,2	Vent.
	7/94-10/01		R		53-0311		Luc	230,0x42	+ABS, Hand Brake
	7/94-10/01		R		53-0306		Luc	230,0x50	Hand Brake
	-96		R		53-0309		Luc	200,0x45	Hand Brake
	7/94-		R		18-0302			Ø 230,0	
	94-		R		51-0175		Luc	Ø 19,05 230,0x50	LUC
<b>Combo II 10/01-</b>									
1.3 CDTi 16v Eng.Z13DT (51kW)	10/04-		F		22-0340-0		Gir	Th 17,0	
	04-		F		23-0604			Ø 260,5 Th 24,0-21,0	Ch -43033898, Vent.
	06-		F		23-0514			Ø 280,0 Th 24,9-22,0	Vent.
	06-		F		23-0800			Ø 280,0 Th 25,0-22,0	Ch 43033899-, Vent.
	10/04-		R		53-0311		Luc	230,0x42	Hand Brake
	04-		R		18-0305			Ø 230,0	
	04-		R		51-0176		Luc	Ø 19,05 230,0x42	LUC
1.3 CDTi 16v Eng.Z13DTJ (55kW)	10/05-		F		22-0340-0		Gir	Th 17,0	
	05-		F		23-0604			Ø 260,5 Th 24,0-21,0	Ch -43033898, Vent.
	06-		F		23-0514			Ø 280,0 Th 24,9-22,0	Vent.
	06-		F		23-0800			Ø 280,0 Th 25,0-22,0	Ch 43033899-, Vent.
	10/05-		R		53-0311		Luc	230,0x42	Hand Brake
	04-		R		51-0176		Luc	Ø 19,05 230,0x42	LUC
	05-		R		51-0079		Del	Ø 19,05 200,0x45	LUC
1.4 16v Eng.Z14XEP (66kW)	10/04-		F		22-0340-0		Gir	Th 17,0	
	04-		F		23-0604			Ø 260,5 Th 24,0-21,0	Ch -43033898, Vent.
	06-		F		23-0514			Ø 280,0 Th 24,9-22,0	Vent.
	06-		F		23-0800			Ø 280,0 Th 25,0-22,0	Ch 43033899-, Vent.
	04-		R		18-0305			Ø 230,0	Ch -33999999
	04-		R		18-0389			Ø 230,0	Ch 43000001-
	04-		R		51-0176		Luc	Ø 19,05 230,0x42	LUC
1.6 (62kW)	8/01-10/04		R		53-0311		Luc	230,0x42	Hand Brake
1.6 Eng.Z16SE (64kW)	10/01-		F		22-0340-0		Gir	Th 17,0	
	01-		F		23-0604			Ø 260,5 Th 24,0-21,0	Ch -43033898, Vent.
	06-		F		23-0514			Ø 280,0 Th 24,9-22,0	Vent.
	06-		F		23-0800			Ø 280,0 Th 25,0-22,0	Ch 43033899-, Vent.
	10/01-		R		53-0311		Luc	230,0x42	Hand Brake
	01-		R		18-0305			Ø 230,0	
	04-		R		51-0176		Luc	Ø 19,05 230,0x42	LUC
1.6 16v Eng.Z16YNG (69kW)	6/06-		F		22-0340-0		Gir	Th 17,0	
	6/06-		R		53-0311		Luc	230,0x42	Hand Brake
1.7 CDTi Eng.Z17DTH (74kW)	10/01-		F		22-0340-0		Gir	Th 17,0	
	01-		F		23-0514			Ø 280,0 Th 24,9-22,0	Vent.
	01-		R		23-0489			Ø 264,0 Th 10,0-8,0	
1.7 Di 16v Eng.Y17DTL (48kW)	10/01-		F		22-0340-0		Gir	Th 17,0	
	10/01-		F		23-0604			Ø 260,5 Th 24,0-21,0	Ch -43033898, Vent.
	06-		F		23-0514			Ø 280,0 Th 24,9-22,0	Vent.
	06-		F		23-0800			Ø 280,0 Th 25,0-22,0	Ch 43033899-, Vent.
	10/01-		R		53-0311		Luc	230,0x42	Hand Brake
	01-		R		18-0305			Ø 230,0	
	04-		R		51-0176		Luc	Ø 19,05 230,0x42	LUC
1.7 DTI 16v Eng.Y17DT (55kW)	10/01-		F		22-0340-0		Gir	Th 17,0	
	10/01-		F		23-0604			Ø 260,5 Th 24,0-21,0	Ch -43033898, Vent.
	06-		F		23-0514			Ø 280,0 Th 24,9-22,0	Vent.
	06-		F		23-0800			Ø 280,0 Th 25,0-22,0	Ch 43033899-, Vent.
	10/01-		R		53-0311		Luc	230,0x42	Hand Brake
	01-		R		18-0305			Ø 230,0	
	04-		R		51-0176		Luc	Ø 19,05 230,0x42	LUC
<b>Corsa A Van / Nova Van 2/86-1/94</b>									
1.0 Eng.10S (33kW)	2/86-4/89		F		22-0044-0		GM	Th 15,0	
	86-		F		23-0071			Ø 236,0 Th 10,0-7,0	Ch -N4000000
	-89		F		23-0080			Ø 236,0 Th 12,7-10,7	Ch N4000001-
	2/86-4/89		R		53-0307		Luc	200,0x29	Hand Brake
	86-89		R		18-0304	18-0304K		Ø 200,0	

		Spare Parts	F/R	L/R	METELLI ref.	METELLI ref. w/KIT		DIMENSIONS mm.	NOTE
1.0 Eng.10S (33kW)	86-89		R		18-0313	18-0313K		Ø 200,0	Only Vauxhall, -ABS
			R		51-0120		GM	Ø 14,28 200,0x29	Ch E4008341-G4000000, LUC
			R		51-0119		GM	Ø 14,28 200,0x29	Ch G4000001-M4000000, LUC
			R		51-0121		GM	Ø 17,46 200,0x29	Ch E4008341-G4000000, LUC
			R		51-0123		GM	Ø 17,46 200,0x29	Ch N4000001-, LUC
1.2 Eng.12NC/ E12GV (33kW)	2/86-4/89		F		22-0044-0		GM	Th 15,0	
			F		23-0071			Ø 236,0 Th 10,0-7,0	Ch -N4000000
	86-89		F		23-0080			Ø 236,0 Th 12,7-10,7	Ch N4000001-
			R		53-0307		Luc	200,0x29	Hand Brake
	86-89		R		18-0304	18-0304K		Ø 200,0	
			R		51-0121		GM	Ø 17,46 200,0x29	Ch E4008341-G4000000, LUC
			R		51-0123		GM	Ø 17,46 200,0x29	Ch N4000001-, LUC
1.2 Eng.12NV (38kW)	1/90-10/94		R		53-0307		Luc	200,0x29	Hand Brake
1.2 Eng.12S (44kW)	2/86-7/90		F		22-0044-0		GM	Th 15,0	
			R		53-0307		Luc	200,0x29	Hand Brake
1.2 Eng.12ST (40kW)	2/86-4/89		F		22-0044-0		GM	Th 15,0	
			F		23-0071			Ø 236,0 Th 10,0-7,0	Ch -N4000000
	86-89		F		23-0080			Ø 236,0 Th 12,7-10,7	Ch N4000001-
			R		53-0307		Luc	200,0x29	Hand Brake
	86-89		R		18-0304	18-0304K		Ø 200,0	
			R		18-0313	18-0313K		Ø 200,0	Only Vauxhall, -ABS
	86-89		R		51-0121		GM	Ø 17,46 200,0x29	Ch E4008341-G4000000, LUC
R				51-0123		GM	Ø 17,46 200,0x29	Ch N4000001-, LUC	
1.3 Eng.13NB (44kW)	86-89		R		23-0071			Ø 236,0 Th 10,0-7,0	
			R		18-0304	18-0304K		Ø 200,0	
	86-89		R		18-0313	18-0313K		Ø 200,0	Only Vauxhall, -ABS
			R		51-0121		GM	Ø 17,46 200,0x29	Ch E4008341-G4000000, LUC
	86-89		R		51-0123		GM	Ø 17,46 200,0x29	Ch N4000001-, LUC
1.3 Eng.13SB (51kW)	86-89		F		23-0071			Ø 236,0 Th 10,0-7,0	
			R		18-0313	18-0313K		Ø 200,0	Only Vauxhall, -ABS
	86-89		R		18-0304	18-0304K		Ø 200,0	
			R		51-0121		GM	Ø 17,46 200,0x29	Ch E4008341-G4000000, LUC
	86-89		R		51-0123		GM	Ø 17,46 200,0x29	Ch N4000001-, LUC
1.5 D Eng.15D(4EC1) (37kW)	6/87-4/89		F		22-0044-0		GM	Th 15,0	
			F		23-0080			Ø 236,0 Th 12,7-10,7	
	6/87-4/89		R		53-0307		Luc	200,0x29	Hand Brake
			R		18-0313	18-0313K		Ø 200,0	Only Vauxhall, -ABS
	87-89		R		18-0304	18-0304K		Ø 200,0	
			R		51-0123		GM	Ø 17,46 200,0x29	Ch N4000001-, LUC
<b>Corsa B Van (73) / Corsa Van 8/99-9/00</b>									
1.4 i Eng.X14SZ (44kW)	99-00		F		23-0096			Ø 236,0 Th 19,9-18,2	Vent.
			R		18-0301	18-0301K		Ø 200,0	+ABS
			R		18-0304	18-0304K		Ø 200,0	-ABS
1.5 D Eng.15D (37kW)	94-95		F		22-0077-0		Ate	Th 17,0	
			F		23-0080			Ø 236,0 Th 12,7-10,7	
	8/94-12/95		R		53-0307		Luc	200,0x29	Hand Brake
			R		18-0301	18-0301K		Ø 200,0	+ABS
	94-95		R		18-0304	18-0304K		Ø 200,0	-ABS
			R		51-0081		GM	Ø 19,05 200,0x28	LUC
1.7 D Eng.17D(4EE1)/ X17D (44kW)	8/99-9/00		F		22-0077-0		Ate	Th 17,0	
			F		23-0080			Ø 236,0 Th 12,7-10,7	
	8/99-9/00		R		53-0307		Luc	200,0x29	Hand Brake
			R		18-0301	18-0301K		Ø 200,0	+ABS
	99-00		R		18-0304	18-0304K		Ø 200,0	-ABS
<b>Corsa C Van (F08, W5L) / Corsa II Van 9/00-6/06</b>									
1.2 16v Eng.Z12XE (55kW)	9/00-		F		22-0340-0		Gir	Th 17,0	
			F		23-0568			Ø 240,0 Th 10,8-8,0	-ABS
	9/00-6/06		F		23-0569			Ø 240,0 Th 20,0-17,0	Vent., +ABS
			R		53-0307		Luc	200,0x29	Hand Brake
	9/00-		R		18-0351	18-0351K		Ø 200,0	+ABS
			R		18-0350	18-0350K		Ø 200,0	-ABS
	00-		R		51-0120		GM	Ø 14,28 200,0x29	LUC
1.2 16v Eng.Z12XEP (59kW)	7/05-		F		22-0340-0		Gir	Th 17,0	
			R		53-0307		Luc	200,0x29	Hand Brake
1.3 CDTi 16v Eng.Z13DT (51kW)	05-		F		22-0340-0		Gir	Th 17,0	
			F		23-0604			Ø 260,5 Th 24,0-21,0	Ch -43033898, Vent.
			F		23-0514			Ø 280,0 Th 24,9-22,0	Vent.









		Spare Parts	F/R	L/R	METELLI ref.	METELLI ref. w/KIT		DIMENSIONS mm.	NOTE
1.3 CDTi 16v Eng.Z13DT (51kW)	05-		F		23-0800			Ø 280,0 Th 25,0-22,0	Ch 43033899-, Vent.
1.4 Eng.Z14XE (66kW)	03-		F		22-0340-0		Gir	Th 17,0	
	03-		F		23-0604			Ø 260,5 Th 24,0-21,0	Vent.
	03-		R		18-0351	18-0351K		Ø 200,0	+ABS
	03-		R		18-0350	18-0350K		Ø 200,0	-ABS
1.7 CDTi Eng.Z17DTH (74kW)	8/03-		F		22-0340-0		Gir	Th 17,0	
	6/03-		F		23-0514			Ø 280,0 Th 24,9-22,0	Vent.
	03-		F		23-0604			Ø 260,5 Th 24,0-21,0	Vent., Rear Drum Brake
	03-		F		23-0800			Ø 280,0 Th 25,0-22,0	Vent., Rear Disc Brake
	6/03-		R		23-0489			Ø 264,0 Th 10,0-8,0	+ABS, 5 Hole
	03-		R		23-0799			Ø 264,0 Th 10,0-8,0	Rear Disc Brake, 4 Hole
	8/03-6/06		R		53-0307		Luc	200,0x29	Hand Brake
03-		R		18-0389			Ø 230,0		
1.7 Di 16v Eng.Y17DTL (48kW)	9/00-		F		22-0340-0		Gir	Th 17,0	
	9/00-		F		23-0568			Ø 240,0 Th 10,8-8,0	-ABS
	9/00-		F		23-0569			Ø 240,0 Th 20,0-17,0	Vent., +ABS
	9/00-6/06		R		53-0307		Luc	200,0x29	Hand Brake
	9/00-		R		18-0351	18-0351K		Ø 200,0	+ABS
	9/00-		R		18-0350	18-0350K		Ø 200,0	-ABS
1.7 DTi 16v Eng.Y17DT (55kW)	00-		R		51-0120		GM	Ø 14,28 200,0x29	LUC
	9/00-		F		22-0340-0		Gir	Th 17,0	
	9/00-		F		23-0568			Ø 240,0 Th 10,8-8,0	-ABS
	9/00-		F		23-0569			Ø 240,0 Th 20,0-17,0	Vent., +ABS
	9/00-6/06		R		53-0307		Luc	200,0x29	Hand Brake
	9/00-		R		18-0351	18-0351K		Ø 200,0	+ABS
9/00-		R		18-0350	18-0350K		Ø 200,0	-ABS	
00-		R		51-0120		GM	Ø 14,28 200,0x29	LUC	
<b>Corsa D Van 7/06-</b>									
1.0 12v Eng.Z10XEP (44kW)	7/06-		F		22-0321-2		Bosch	Th 18,0	
	7/06-		F		23-0835			Ø 256,0 Th 22,0-20,0	Vent.
	7/06-		F		23-0858			Ø 257,0 Th 12,0-10,0	Pinze 3.1
	7/06-		R		53-0092		Ap	203,0x38	3p, Hand Brake
	7/06-		R		53-0093		Ap	228,0x40	5p, Hand Brake
	7/06-		R		51-0222		Ap	Ø 19,05 203,0x38	AP, +EBD, +ABS, 3p
7/06-		R		51-0223		Ap	Ø 19,05 228,0x40	AP, +EBD, +ABS, 5p	
1.2 16v Eng.Z12XEP (59kW)	7/06-		F		22-0321-2		Bosch	Th 18,0	
	7/06-		F		23-0835			Ø 256,0 Th 22,0-20,0	Vent.
	7/06-		R		53-0092		Ap	203,0x38	3p, Hand Brake
	7/06-		R		53-0093		Ap	228,0x40	5p, Hand Brake
	7/06-		R		51-0222		Ap	Ø 19,05 203,0x38	AP, +EBD, +ABS, 3p
	7/06-		R		51-0223		Ap	Ø 19,05 228,0x40	AP, +EBD, +ABS, 5p
1.3 CDTi 16v Eng.Z13DTJ (55kW)	7/06-		F		22-0321-2		Bosch	Th 18,0	
	7/06-		F		23-0835			Ø 256,0 Th 22,0-20,0	Vent., Brake Disc 257mm
	7/06-		F		23-0859			Ø 284,0 Th 22,0-20,0	Vent., Brake Disc 284mm
	7/06-		R		53-0092		Ap	203,0x38	3p, Hand Brake
	7/06-		R		53-0093		Ap	228,0x40	5p, Hand Brake
	7/06-		R		51-0222		Ap	Ø 19,05 203,0x38	AP, +EBD, +ABS, 3p
7/06-		R		51-0223		Ap	Ø 19,05 228,0x40	AP, +EBD, +ABS, 5p	
<b>Kadett E Van / Astra E Van 8/84-7/94</b>									
1.2 Eng.12SC (40kW)	9/84-7/86		R		53-0305		Luc	200,0x45	Hand Brake
1.3i, Kat Eng.13NB/ C13N (44kW)	9/84-7/89		F		22-0044-0		GM	Th 15,0	
1.4 i Eng.C14NZ/ X14SZ (44kW)	1/90-7/94		F		22-0044-0		GM	Th 15,0	
	1/90-7/94		R		53-0305		Luc	200,0x45	Hand Brake
1.4 S (55kW)	7/89-8/91		R		53-0305		Luc	200,0x45	Hand Brake
1.6 Eng.16SV (60kW)	9/86-12/91		R		53-0306		Luc	230,0x50	Hand Brake
1.6 D Eng.16D/ 16DA (40kW)	84-89		R		18-0302			Ø 230,0	SW
1.6 i Eng.C16NZ (55kW)	8/89-7/94		F		22-0044-0		GM	Th 15,0	
	8/89-7/94		R		53-0306		Luc	230,0x50	Hand Brake
1.7 D Eng.17D/ DR (42-44kW)	8/88-7/94		F		22-0044-0		GM	Th 15,0	
	8/88-7/94		R		53-0306		Luc	230,0x50	Hand Brake
1.8 i Eng.C18NT (66kW)	84-92		F		23-0096			Ø 236,0 Th 19,9-18,2	Vent.
<b>Movano 7/98-</b>									
1.9 DTi Eng.F9Q770/774 (59-60kW)	9/00-		F		22-0545-0		Bdx	Th 18,0	
	9/00-		R		22-0546-0		Bosch	Th 17,0	
	00-		F		23-0499			Ø 280,0 Th 24,0-21,0	Vent., 15Inch Wheels
	00-		F		23-0532			Ø 305,2 Th 28,0-25,0	Vent., 16Inch Wheels
00-		R		23-0690			Ø 305,0 Th 12,0-10,5		













		Spare Parts	F/R	L/R	METELLI ref.	METELLI ref. w/KIT		DIMENSIONS mm.	NOTE
1.9 DTI Eng.F9Q770/774 (59-60kW)	9/00-		R		53-0313		Bdx	280,0x65	Hand Brake
	00-		R		18-0308			Ø 280,0	
2.2 DTI Eng.G9T720 (66kW)	9/00-		F		22-0545-0		Bdx	Th 18,0	
	9/00-		R		22-0546-0		Bosch	Th 17,0	
	00-		F		23-0499			Ø 280,0 Th 24,0-21,0	Vent., 15Inch Wheels
	00-		F		23-0532			Ø 305,2 Th 28,0-25,0	Vent., 16Inch Wheels
	00-		R		23-0690			Ø 305,0 Th 12,0-10,5	
	00-		R		18-0308			Ø 280,0	
2.5 CDTi Eng.G9U632 (107kW)	8/06-		F		22-0545-0		Bdx	Th 18,0	
	8/06-		R		22-0546-0		Bosch	Th 17,0	
	06-		F		23-0499			Ø 280,0 Th 24,0-21,0	Vent., 15Inch Wheels
	06-		F		23-0532			Ø 305,2 Th 28,0-25,0	Vent., 16Inch Wheels
	06-		R		23-0690			Ø 305,0 Th 12,0-10,5	
	8/06-		R		53-0127		Bdx	280,0x64	Hand Brake
	8/06-		R		53-0313		Bdx	280,0x65	Hand Brake
	8/06-		R		53-0071		Luc	254,0x57	Hand Brake
2.5 CDTi Eng.G9U632 (88kW)	06-		F		22-0545-0		Bdx	Th 18,0	
	06-		R		22-0546-0		Bosch	Th 17,0	
	06-		F		23-0499			Ø 280,0 Th 24,0-21,0	Vent., 15Inch Wheels
	06-		F		23-0532			Ø 305,2 Th 28,0-25,0	Vent., 16Inch Wheels
	06-		R		23-0690			Ø 305,0 Th 12,0-10,5	
	8/06-		R		53-0127		Bdx	280,0x64	Hand Brake
	8/06-		R		53-0313		Bdx	280,0x65	Hand Brake
	8/06-		R		53-0071		Luc	254,0x57	Hand Brake
2.5 CDTi Eng.G9U720/724/750/754 (84kW)	10/01-		F		22-0545-0		Bdx	Th 18,0	
	10/01-		R		22-0546-0		Bosch	Th 17,0	
	01-		F		23-0499			Ø 280,0 Th 24,0-21,0	Vent., 15Inch Wheels
	01-		F		23-0532			Ø 305,2 Th 28,0-25,0	Vent., 16Inch Wheels
	01-		R		23-0690			Ø 305,0 Th 12,0-10,5	
	10/01-		R		53-0127		Bdx	280,0x64	Hand Brake
	10/01-		R		53-0313		Bdx	280,0x65	Hand Brake
	10/01-		R		53-0071		Luc	254,0x57	Hand Brake
2.5 CDTi Eng.G9U754 (73kW)	01-		R		18-0308			Ø 280,0	
	9/07-		F		22-0545-0		Bdx	Th 18,0	
	9/07-		R		22-0546-0		Bosch	Th 17,0	
	07-		F		23-0499			Ø 280,0 Th 24,0-21,0	Vent., 15Inch Wheels
	07-		F		23-0532			Ø 305,2 Th 28,0-25,0	Vent., 16Inch Wheels
	07-		R		23-0690			Ø 305,0 Th 12,0-10,5	
	9/07-		R		53-0127		Bdx	280,0x64	Hand Brake
	9/07-		R		53-0313		Bdx	280,0x65	Hand Brake
2.5 D Eng.S8U770 (59kW)	9/07-		R		53-0071		Luc	254,0x57	Hand Brake
	-00		F		22-0264-0		Bdx	Th 18,0	
	00-		F		22-0545-0		Bdx	Th 18,0	
	1/99-		R		22-0546-0		Bosch	Th 17,0	
	99-		F		23-0499			Ø 280,0 Th 24,0-21,0	Vent., 15Inch Wheels
	99-		F		23-0532			Ø 305,2 Th 28,0-25,0	Vent., 16Inch Wheels
	99-		R		23-0690			Ø 305,0 Th 12,0-10,5	
	1/99-		R		53-0127		Bdx	280,0x64	Hand Brake
2.8 DTI Eng.S9W702 (84kW)	1/99-		R		53-0313		Bdx	280,0x65	Hand Brake
	1/99-		R		53-0071		Luc	254,0x57	Hand Brake
	99-		R		18-0308			Ø 280,0	
	99-00		R		51-0138		Luc	Ø 25,40 254,0x57	LUC
	-00		F		22-0264-0		Bdx	Th 18,0	
	00-		F		22-0545-0		Bdx	Th 18,0	
	00-		R		22-0546-0		Bosch	Th 17,0	
	98-		F		23-0499			Ø 280,0 Th 24,0-21,0	Vent., 15Inch Wheels
3.0 CDTi Eng.ZD3A2 (100kW)	98-		F		23-0532			Ø 305,2 Th 28,0-25,0	Vent., 16Inch Wheels
	98-		R		23-0690			Ø 305,0 Th 12,0-10,5	
	7/98-		R		53-0127		Bdx	280,0x64	Hand Brake
	7/98-		R		53-0313		Bdx	280,0x65	Hand Brake
	7/98-		R		53-0071		Luc	254,0x57	Hand Brake
	98-		R		18-0308			Ø 280,0	
	98-		R		51-0138		Luc	Ø 25,40 254,0x57	LUC
	97-		F		22-0545-0		Bdx	Th 18,0	
3.0 CDTi Eng.ZD3A2 (100kW)	9/07-		R		22-0546-0		Bosch	Th 17,0	
	07-		F		23-0499			Ø 280,0 Th 24,0-21,0	Vent., 15Inch Wheels
	07-		F		23-0532			Ø 305,2 Th 28,0-25,0	Vent., 16Inch Wheels

		Spare Parts	F/R	L/R	METELLI ref.	METELLI ref. w/KIT		DIMENSIONS mm.	NOTE
3.0 CDTi Eng.ZD3A2 (100kW)	07-		R		23-0690			Ø 305,0 Th 12,0-10,5	
<b>Vivaro 8/01-</b>									
1.9 Di Eng.F9Q774 (60kW)	8/01-		F		22-0338-2		Gir	Th 18,0	
			R		22-0635-0		Gir	Th 17,0	
	8/01-01-		F		23-0798			Ø 305,0 Th 28,0-24,0	Vent.
			R		23-0844			Ø 280,0 Th 12,0-10,0	(+o)
1.9 DTI Eng.F9Q760 (74kW)	8/01-		F		22-0338-2		Gir	Th 18,0	
			R		22-0635-0		Gir	Th 17,0	
	8/01-01-		F		23-0798			Ø 305,0 Th 28,0-24,0	Vent.
			R		23-0844			Ø 280,0 Th 12,0-10,0	(+o)
2.0 16v Eng.F4R720 (88kW)	8/01-		F		22-0338-2		Gir	Th 18,0	
			R		22-0635-0		Gir	Th 17,0	
	8/01-01-		F		23-0798			Ø 305,0 Th 28,0-24,0	Vent.
			R		23-0844			Ø 280,0 Th 12,0-10,0	(+o)
2.0 16v ECO Eng.F4R820 (86kW)	06-		F		23-0798			Ø 305,0 Th 28,0-24,0	Vent.
			R		23-0844			Ø 280,0 Th 12,0-10,0	(+o)
2.0 CDTi 120 Eng.M9R.780 (84kW)	5/03-		F		22-0338-2		Gir	Th 18,0	
			R		22-0635-0		Gir	Th 17,0	
	5/03-03-		F		23-0798			Ø 305,0 Th 28,0-24,0	Vent.
			R		23-0844			Ø 280,0 Th 12,0-10,0	(+o)
2.0 CDTi 90 Eng.M9R.E7 (66kW)	5/03-		F		22-0338-2		Gir	Th 18,0	
			R		22-0635-0		Gir	Th 17,0	
	5/03-03-		F		23-0798			Ø 305,0 Th 28,0-24,0	Vent.
			R		23-0844			Ø 280,0 Th 12,0-10,0	(+o)
2.5 CDTi Eng.G9U720 (84kW)	06-		F		23-0798			Ø 305,0 Th 28,0-24,0	Vent.
			R		23-0844			Ø 280,0 Th 12,0-10,0	(+o)
2.5 DCi 150 Eng.G9U630 (108kW)	5/03-		F		22-0338-2		Gir	Th 18,0	
			R		22-0635-0		Gir	Th 17,0	
	5/03-03-		F		23-0798			Ø 305,0 Th 28,0-24,0	Vent.
			R		23-0844			Ø 280,0 Th 12,0-10,0	(+o)
2.5 DTI Eng.G9U730 (99kW)	5/03-		F		22-0338-2		Gir	Th 18,0	
			R		22-0635-0		Gir	Th 17,0	
	5/03-03-		F		23-0798			Ø 305,0 Th 28,0-24,0	Vent.
			R		23-0844			Ø 280,0 Th 12,0-10,0	(+o)
































## OPTARE BUS

<b>Bonito 1/00-</b>									
All models	1/00-		F		22-0320-0		Bosch	Th 18,5	
<b>City Pacer 1/86-</b>									
All models	1/86-		F		22-0011-2		Ate	Th 18,5	
<b>Nouvelle 1/97-</b>									
All models	1/97-		F		22-0267-0	22-0267-0K	Perr.	Th 22,0	
<b>Solera 1/97-</b>									
All models	1/97-		F/R		22-0584-0		Knorr	Th 30,0	
<b>Soroco 1/97-</b>									
All models	1/97-		F/R		22-0262-0	22-0262-0K	Perr.	Th 20,0	
<b>Star Rider 1/87-</b>									
All models	1/87-		F		22-0267-0	22-0267-0K	Perr.	Th 22,0	

## PEUGEOT





































<b>1007 4/05-</b>									
1.4 Eng.KFV(TU3JP) (55kW)	4/05-		F		22-0327-0		Bosch	Th 19,0	
				F		23-0555			Ø 266,0 Th 22,0-20,0
	4/05-		R		53-0085		Bosch	203,2x39	+ABS, Hand Brake
			R		53-0025		Luc	203,2x39	Hand Brake
	4/05-		R		18-0363	18-0363K		Ø 203,0	
	05-		R		51-0190		Bosch	Ø 20,64 203,2x39	RAI, +ABS
			R		51-0166		Luc	Ø 20,64 203,0x38	LUC, +ABS
	1.4 16v Eng.KFU(ET3J4) (65kW)	10/05-		F		22-0327-0		Bosch	Th 19,0
				F		23-0555			Ø 266,0 Th 22,0-20,0
10/05-			R		53-0085		Bosch	203,2x39	+ABS, Hand Brake
			R		53-0025		Luc	203,2x39	Hand Brake
05-			R		18-0363	18-0363K		Ø 203,0	
05-			R		51-0190		Bosch	Ø 20,64 203,2x39	RAI, +ABS
			R		51-0166		Luc	Ø 20,64 203,0x38	LUC, +ABS
1.4 HDi Eng.DV4TD (50kW)		4/05-		F		22-0327-0		Bosch	Th 19,0
				F		23-0555			Ø 266,0 Th 22,0-20,0

		Spare Parts	F/R	L/R	METELLI ref.	METELLI ref. w/KIT		DIMENSIONS mm.	NOTE
1.4 HDi Eng.DV4TD (50kW)	4/05-		R		53-0085		Bosch	203,2x39	+ABS, Hand Brake
	4/05-		R		53-0025		Luc	203,2x39	Hand Brake
	05-		R		18-0363	18-0363K		Ø 203,0	
	05-		R		51-0190		Bosch	Ø 20,64 203,2x39	RAI, +ABS
	05-		R		51-0166		Luc	Ø 20,64 203,0x38	LUC, +ABS
1.6 16v Eng.NFU(TU5JP4) (80kW)	4/05-		F		22-0327-0		Bosch	Th 19,0	
	4/05-		R		22-0100-1		Gir	Th 17,0	
	4/05-		F		23-0555			Ø 266,0 Th 22,0-20,0	Vent.
	4/05-		R		23-0567			Ø 246,7 Th 9,0-7,0	
1.6 HDi 16v FAP Eng.DV6TED4 (80kW)	3/07-		F		22-0327-0		Bosch	Th 19,0	
	3/07-		F		23-0566			Ø 282,7 Th 26,0-24,0	Vent.
	3/07-		R		23-0567			Ø 246,7 Th 9,0-7,0	
<b>104 10/72-6/88</b>									
0.95 Eng.108C(XV8) (32kW)	-83		F		22-0015-1		Ate	Th 16,5	
	83-		F		22-0015-5		Ate	Th 16,5	
	9/83-6/88		F		22-0005-1		Bdx	Th 14,0	
	83-88		F		23-0018			Ø 240,5 Th 10,0-9,0	
	9/83-6/88		R		53-0339	53-0339K	Bdx	180,0x32	Hand Brake
	83-88		R		51-0034		Bdx	Ø 22,00 180,0x30	RAD
0.95, Coupé Eng.108(XV3/ 5) (32-33-34kW)	10/72-10/83		F		22-0005-1		Bdx	Th 14,0	
	-83		F		22-0015-1		Ate	Th 16,5	
	83-		F		22-0015-5		Ate	Th 16,5	
	72-83		F		23-0018			Ø 240,5 Th 10,0-9,0	
	-77		R		53-0341	53-0341K	Bdx	180,0x42	Hand Brake
	77-		R		53-0339	53-0339K	Bdx	180,0x32	Hand Brake
1.1, Coupé Eng.109(XW3) (42kW)	10/76-83		R		51-0034		Bdx	Ø 22,00 180,0x30	RAD
	7/76-6/83		F		22-0005-1		Bdx	Th 14,0	
	-83		F		22-0015-1		Ate	Th 16,5	
	83-		F		22-0015-5		Ate	Th 16,5	
	76-83		F		23-0018			Ø 240,5 Th 10,0-9,0	
	-77		R		53-0341	53-0341K	Bdx	180,0x42	Hand Brake
1.1, Coupé Eng.109F(XW3/ 7) (37-42-49kW)	77-		R		53-0339	53-0339K	Bdx	180,0x32	Hand Brake
	8/79-6/88		F		22-0005-1		Bdx	Th 14,0	
	-83		F		22-0015-1		Ate	Th 16,5	
	83-		F		22-0015-5		Ate	Th 16,5	
	79-88		F		23-0018			Ø 240,5 Th 10,0-9,0	
	8/79-6/88		R		53-0339	53-0339K	Bdx	180,0x32	Hand Brake
1.1, Coupé Eng.121(XW3S) (48-49kW)	-80		F		22-0015-1		Ate	Th 16,5	
	9/73-6/80		F		22-0005-1		Bdx	Th 14,0	
	73-80		F		23-0018			Ø 240,5 Th 10,0-9,0	
	-77		R		53-0341	53-0341K	Bdx	180,0x42	Hand Brake
	77-		R		53-0339	53-0339K	Bdx	180,0x32	Hand Brake
	10/76-80		R		51-0034		Bdx	Ø 22,00 180,0x30	RAD
1.2 Eng.129(XZ5) (42-49kW)	79-		R		51-0035		Bdx	Ø 20,64 180,0x30	Ch -7241000, RAD
	8/79-6/83		F		22-0005-1		Bdx	Th 14,0	
	-83		F		22-0015-1		Ate	Th 16,5	
	83-		F		22-0015-5		Ate	Th 16,5	
	79-83		F		23-0018			Ø 240,5 Th 10,0-9,0	
	8/79-6/83		R		53-0339	53-0339K	Bdx	180,0x32	Hand Brake
1.4, Coupé Eng.150(XY6B) (44-53kW)	79-83		R		51-0034		Bdx	Ø 22,00 180,0x30	RAD
	8/79-6/84		F		22-0005-1		Bdx	Th 14,0	
	-83		F		22-0015-1		Ate	Th 16,5	
	83-		F		22-0015-5		Ate	Th 16,5	
	79-84		F		23-0018			Ø 240,5 Th 10,0-9,0	
	8/79-6/84		R		53-0339	53-0339K	Bdx	180,0x32	Hand Brake
<b>106 I (1A, 1C) 9/91-4/96</b>									
0.95 Eng.CDY(TU9) (33kW)	9/91-4/96		F		22-0060-1		Ate	Th 17,0	
	9/91-4/96		F		22-0037-4		Bdx	Th 18,0	+ABS
	91-96		F		23-0153		Ate	Ø 238,0 Th 8,0-6,0	-ABS
	91-96		F		23-0100		Bdx	Ø 247,0 Th 10,0-9,0	-ABS
	91-96		F			53-0021Y	Bdx	Ø 247,0 Th 10,0-9,0	-ABS
	91-96		F			53-0021K	Bdx	Ø 247,0 Th 10,0-9,0	-ABS
	91-96		F			53-0024Y	Bdx	Ø 247,0 Th 10,0-9,0	-ABS
	91-96		F			53-0320Y	Bdx	Ø 247,0 Th 10,0-9,0	-ABS
	9/91-4/96		R		53-0320	53-0320K	Bdx	180,0x32	Hand Brake
	9/91-4/96		R			53-0329Y	Bdx	180,0x32	Hand Brake





































		Spare Parts	F/R	L/R	METELLI ref.	METELLI ref. w/KIT		DIMENSIONS mm.	NOTE	
0.95 Eng.CDY(TU9) (33kW)	9/91-96		R		18-0239	18-0239K		Ø 165,0	-ABS	
	9/91-96		R		18-0242	18-0242K		Ø 180,0	+ABS	
	91-96		R		51-0001		Bdx	Ø 19,05 165,0x30	CRCI, RAD, 3 Hole	
	91-96		R		51-0007		Bdx	Ø 19,05 180,0x30	RAD, +ABS	
	91-96		R		51-0006		Bdx	Ø 19,05 180,0x30	CRCI, RAD, -ABS, 4 Hole	
0.95 Eng.CDZ(TU9M) (37kW)	9/91-4/96		F		22-0060-1		Ate	Th 17,0		
	9/91-4/96		F		22-0037-4		Bdx	Th 18,0	+ABS	
	91-96		F		23-0153		Ate	Ø 238,0 Th 8,0-6,0	-ABS	
	91-96		F		23-0100		Bdx	Ø 247,0 Th 10,0-9,0	-ABS	
	91-96		F			53-0021Y	Bdx	Ø 247,0 Th 10,0-9,0	-ABS	
	91-96		F			53-0021K	Bdx	Ø 247,0 Th 10,0-9,0	-ABS	
	91-96		F			53-0024Y	Bdx	Ø 247,0 Th 10,0-9,0	-ABS	
	91-96		F			53-0320Y	Bdx	Ø 247,0 Th 10,0-9,0	-ABS	
	9/91-4/96		R		53-0320	53-0320K	Bdx	180,0x32	Hand Brake	
	9/91-4/96		R			53-0329Y	Bdx	180,0x32	Hand Brake	
	1.1 Eng.HDY/HDZ(TU1M) (40-44kW)	91-96		F		23-0238			Ø 247,0 Th 20,5-18,5	Vent., +ABS
91-96			F		23-0153		Ate	Ø 238,0 Th 8,0-6,0	-ABS	
91-96			F		23-0100		Bdx	Ø 247,0 Th 10,0-9,0	-ABS	
91-96			F			53-0021Y	Bdx	Ø 247,0 Th 10,0-9,0	-ABS	
91-96			F			53-0021K	Bdx	Ø 247,0 Th 10,0-9,0	-ABS	
91-96			F			53-0024Y	Bdx	Ø 247,0 Th 10,0-9,0	-ABS	
91-96			F			53-0320Y	Bdx	Ø 247,0 Th 10,0-9,0	-ABS	
9/91-4/96			R		53-0320	53-0320K	Bdx	180,0x32	Hand Brake	
9/91-4/96			R			53-0329Y	Bdx	180,0x32	Hand Brake	
9/91-96			R		18-0239	18-0239K		Ø 165,0		
91-96			R		51-0001		Bdx	Ø 19,05 165,0x30	CRCI, RAD, 3 Hole	
91-96			R		51-0007		Bdx	Ø 19,05 180,0x30	RAD, +ABS	
91-96			R		51-0006		Bdx	Ø 19,05 180,0x30	CRCI, RAD, 4 Hole	
1.1 Eng.HDZ(TU1M/ MZ) (44kW)	9/91-4/96		F		22-0060-1		Ate	Th 17,0		
	9/91-4/96		F		22-0037-4		Bdx	Th 18,0	+ABS	
	91-96		F		23-0238			Ø 247,0 Th 20,5-18,5	Vent., +ABS	
	91-96		F		23-0153		Ate	Ø 238,0 Th 8,0-6,0	-ABS	
	91-96		F		23-0100		Bdx	Ø 247,0 Th 10,0-9,0	-ABS	
	91-96		F			53-0021Y	Bdx	Ø 247,0 Th 10,0-9,0	-ABS	
	91-96		F			53-0021K	Bdx	Ø 247,0 Th 10,0-9,0	-ABS	
	91-96		F			53-0024Y	Bdx	Ø 247,0 Th 10,0-9,0	-ABS	
	91-96		F			53-0320Y	Bdx	Ø 247,0 Th 10,0-9,0	-ABS	
	9/91-4/96		R		53-0320	53-0320K	Bdx	180,0x32	Hand Brake	
	9/91-4/96		R			53-0329Y	Bdx	180,0x32	Hand Brake	
	9/91-96		R		18-0239	18-0239K		Ø 165,0	-ABS	
	9/91-96		R		18-0242	18-0242K		Ø 180,0	+ABS	
	91-96		R		51-0007		Bdx	Ø 19,05 180,0x30	RAD, +ABS	
	1.3 Eng.TU2J2/ TU3FJ2K (70-72kW)	10/93-4/96		F		22-0156-1		Ate	Th 17,0	Ch 51132347-
10/93-4/96			F		22-0037-4		Bdx	Th 18,0	Ch -51132346	
93-96			F		23-0238			Ø 247,0 Th 20,5-18,5	Vent., +ABS	
93-96			R		18-0242	18-0242K		Ø 180,0	+ABS	
93-96			R		18-0241	18-0241K		Ø 180,0	-ABS	
93-96			R		51-0007		Bdx	Ø 19,05 180,0x30	RAD, +ABS	
93-96			R			53-0320Y	Bdx	Ø 19,05 180,0x30	RAD, +ABS	
1.4 Eng.KAY(TU3FCP) (44kW)		1/91-12/96		R		53-0320	53-0320K	Bdx	180,0x32	Hand Brake
		1/91-12/96		R			53-0329Y	Bdx	180,0x32	Hand Brake
1.4 Eng.KDY/ KDZ(TU3A/ AN/ S/ M/ 2/ 2K/ MC/ F2) (47-55kW)	9/91-4/96		F		22-0156-1		Ate	Th 17,0	Ch 51132347-, +ABS	
	9/91-4/96		F		22-0037-4		Bdx	Th 18,0	-ABS	
	9/91-4/96		F		22-0037-4		Bdx	Th 18,0	Ch -51132346, +ABS	
	91-96		F		23-0238			Ø 247,0 Th 20,5-18,5	Vent., +ABS	
	91-96		F		23-0100		Bdx	Ø 247,0 Th 10,0-9,0	-ABS	
	91-96		F			53-0320Y	Bdx	Ø 247,0 Th 10,0-9,0	-ABS	
	9/91-4/96		R		53-0320	53-0320K	Bdx	180,0x32	Hand Brake	
	9/91-4/96		R			53-0329Y	Bdx	180,0x32	Hand Brake	
	9/91-96		R		18-0239	18-0239K		Ø 165,0	-ABS	
	9/91-96		R		18-0242	18-0242K		Ø 180,0	+ABS	
	91-96		R		51-0007		Bdx	Ø 19,05 180,0x30	RAD, +ABS	
	91-96		R		51-0006		Bdx	Ø 19,05 180,0x30	CRCI, RAD, -ABS	
	1.4 Eng.KFZ(TU3J2-Z) (69kW)	9/91-4/96		F		22-0156-1		Ate	Th 17,0	Ch 51132347-, +ABS
9/91-4/96			F		22-0037-4		Bdx	Th 18,0	-ABS	
9/91-4/96			F		22-0037-4		Bdx	Th 18,0	Ch -51132346, +ABS	
91-96			F		23-0238			Ø 247,0 Th 20,5-18,5	Vent., +ABS	



		Spare Parts	F/R	L/R	METELLI ref.	METELLI ref. w/KIT		DIMENSIONS mm.	NOTE	
1.4 Eng.KFZ(TU3J2-Z) (69kW)	91-96		F			<b>53-0320Y</b>		Ø 247,0 Th 20,5-18,5	Vent., +ABS	
	9/91-4/96		R		<b>53-0320</b>	<b>53-0320K</b>	Bdx	180,0x32	Hand Brake	
	9/91-4/96		R			<b>53-0329Y</b>	Bdx	180,0x32	Hand Brake	
	9/91-96		R		<b>18-0242</b>	<b>18-0242K</b>		Ø 180,0	+ABS	
	9/91-96		R		<b>18-0241</b>	<b>18-0241K</b>		Ø 180,0	-ABS	
	91-96		R		<b>51-0007</b>		Bdx	Ø 19,05 180,0x30	RAD, +ABS	
	91-96		R		<b>51-0006</b>		Bdx	Ø 19,05 180,0x30	CRCI, RAD, -ABS	
	91-96		R			<b>53-0320Y</b>	Bdx	Ø 19,05 180,0x30	CRCI, RAD, -ABS	
1.4 Eng.NFZ(TU5JP) (65kW)	9/91-4/96		R		<b>53-0320</b>	<b>53-0320K</b>	Bdx	180,0x32	Hand Brake	
	9/91-4/96		R			<b>53-0329Y</b>	Bdx	180,0x32	Hand Brake	
	9/91-96		R		<b>18-0242</b>	<b>18-0242K</b>		Ø 180,0		
	91-96		R		<b>51-0007</b>		Bdx	Ø 19,05 180,0x30	RAD, +ABS	
	91-96		R		<b>51-0006</b>		Bdx	Ø 19,05 180,0x30	CRCI, RAD	
1.4 D Eng.K9Y(TUD3Y) (37kW)	9/92-4/96		F		<b>22-0156-1</b>		Ate	Th 17,0	Ch 51132347-, +ABS	
	9/92-4/96		F		<b>22-0037-4</b>		Bdx	Th 18,0	-ABS	
	9/92-4/96		F		<b>22-0037-4</b>		Bdx	Th 18,0	Ch -51132346, +ABS	
	92-96		F		<b>23-0100</b>		Bdx	Ø 247,0 Th 10,0-9,0	-ABS	
	92-96		F			<b>53-0320Y</b>	Bdx	Ø 247,0 Th 10,0-9,0	-ABS	
	9/92-4/96		R		<b>53-0320</b>	<b>53-0320K</b>	Bdx	180,0x32	Hand Brake	
	9/92-4/96		R			<b>53-0329Y</b>	Bdx	180,0x32	Hand Brake	
	92-96		R		<b>18-0239</b>	<b>18-0239K</b>		Ø 165,0	-ABS	
	92-96		R		<b>18-0242</b>	<b>18-0242K</b>		Ø 180,0	+ABS	
	92-96		R		<b>51-0007</b>		Bdx	Ø 19,05 180,0x30	RAD, +ABS	
	92-96		R		<b>51-0006</b>		Bdx	Ø 19,05 180,0x30	CRCI, RAD, -ABS	
	1.5 D Eng.VJX(TUD5B) (43kW)	6/94-4/96		F		<b>22-0156-1</b>		Ate	Th 17,0	Ch 51132347-, +ABS
		6/94-4/96		F		<b>22-0037-4</b>		Bdx	Th 18,0	-ABS
6/94-4/96			F		<b>22-0037-4</b>		Bdx	Th 18,0	Ch -51132346, +ABS	
94-96			F		<b>23-0238</b>			Ø 247,0 Th 20,5-18,5	Vent., +ABS	
94-96			F			<b>53-0320Y</b>		Ø 247,0 Th 20,5-18,5	Vent., +ABS	
6/94-4/96			R		<b>53-0320</b>	<b>53-0320K</b>	Bdx	180,0x32	Hand Brake	
6/94-4/96			R			<b>53-0329Y</b>	Bdx	180,0x32	Hand Brake	
94-96			R		<b>18-0239</b>	<b>18-0239K</b>		Ø 165,0	-ABS	
94-96			R		<b>18-0242</b>	<b>18-0242K</b>		Ø 180,0	+ABS	
1.5 D Eng.VJY(TUD5) (40kW)	6/94-4/96		F		<b>22-0156-1</b>		Ate	Th 17,0	Ch 51132347-, +ABS	
	6/94-4/96		F		<b>22-0037-4</b>		Bdx	Th 18,0	-ABS	
	6/94-4/96		F		<b>22-0037-4</b>		Bdx	Th 18,0	Ch -51132346, +ABS	
	94-96		F		<b>23-0238</b>			Ø 247,0 Th 20,5-18,5	Vent., +ABS	
	94-96		F			<b>53-0320Y</b>		Ø 247,0 Th 20,5-18,5	Vent., +ABS	
	6/94-4/96		R		<b>53-0320</b>	<b>53-0320K</b>	Bdx	180,0x32	Hand Brake	
	6/94-4/96		R			<b>53-0329Y</b>	Bdx	180,0x32	Hand Brake	
	94-96		R		<b>18-0239</b>	<b>18-0239K</b>		Ø 165,0	-ABS	
	94-96		R		<b>18-0242</b>	<b>18-0242K</b>		Ø 180,0	+ABS	
1.6 Eng.NFY(TU5J2) (76kW)	1/94-4/96		F		<b>22-0156-1</b>		Ate	Th 17,0	Ch 51132347-	
	1/94-4/96		F		<b>22-0037-4</b>		Bdx	Th 18,0	Ch -51132346	
	94-96		F		<b>23-0238</b>			Ø 247,0 Th 20,5-18,5	Vent., +ABS	
	94-96		F			<b>53-0320Y</b>		Ø 247,0 Th 20,5-18,5	Vent., +ABS	
	1/94-4/96		R		<b>53-0320</b>	<b>53-0320K</b>	Bdx	180,0x32	Hand Brake	
	1/94-4/96		R			<b>53-0329Y</b>	Bdx	180,0x32	Hand Brake	
	94-96		R		<b>18-0242</b>	<b>18-0242K</b>		Ø 180,0	+ABS	
	94-96		R		<b>18-0241</b>	<b>18-0241K</b>		Ø 180,0	-ABS	
	94-96		R		<b>51-0007</b>		Bdx	Ø 19,05 180,0x30	RAD, +ABS	
1.6 Eng.NFZ(TU5JP) (65kW)	6/93-4/96		F		<b>22-0156-1</b>		Ate	Th 17,0	Ch 51132347-, +ABS	
	6/93-4/96		F		<b>22-0037-4</b>		Bdx	Th 18,0	-ABS	
	6/93-4/96		F		<b>22-0037-4</b>		Bdx	Th 18,0	Ch -51132346, +ABS	
	93-96		F		<b>23-0238</b>			Ø 247,0 Th 20,5-18,5	Vent., +ABS	
	93-96		F		<b>23-0100</b>		Bdx	Ø 247,0 Th 10,0-9,0	-ABS	
	93-96		F			<b>53-0320Y</b>	Bdx	Ø 247,0 Th 10,0-9,0	-ABS	
	6/93-4/96		R		<b>53-0320</b>	<b>53-0320K</b>	Bdx	180,0x32	Hand Brake	
	6/93-4/96		R			<b>53-0329Y</b>	Bdx	180,0x32	Hand Brake	
	93-96		R		<b>18-0239</b>	<b>18-0239K</b>		Ø 165,0	-ABS	
	93-96		R		<b>18-0242</b>	<b>18-0242K</b>		Ø 180,0	+ABS	
	93-96		R		<b>51-0007</b>		Bdx	Ø 19,05 180,0x30	RAD, +ABS	
	93-96		R		<b>51-0006</b>		Bdx	Ø 19,05 180,0x30	CRCI, RAD, -ABS	

































































































			Spare Parts	F/R	L/R	METELLI ref.	METELLI ref. w/KIT		DIMENSIONS mm.	NOTE	
<b>106 II (1) 5/96-</b>											
0.95 Eng.CDY/ Z(TU9M) (33-37kW)		F				<b>22-0037-4</b>		Bdx	Th 18,0	+ABS, 4 Hole	
						<b>22-0037-5</b>		Bdx	Th 18,0	+ABS, 4 Hole	
			5/96-			<b>22-0060-2</b>		Ate	Th 17,0	-ABS, 3 Hole	
			5/96-			<b>22-0037-5</b>		Bdx	Th 18,0	-ABS, 4 Hole	
			96-		F		<b>23-0100</b>		Bdx	Ø 247,0 Th 10,0-9,0	-ABS
			5/96-		R		<b>53-0350</b>		Luc	203,0x38	Hand Brake
			3/96-		R		<b>18-0241</b>	<b>18-0241K</b>		Ø 180,0	Sys.Front Bdx, -ABS, 4 Hole
			96-		R		<b>18-0244</b>	<b>18-0244K</b>		Ø 165,0	Sys.Front ATE, -ABS, 3 Hole
			96-		R		<b>18-0246</b>	<b>18-0246K</b>		Ø 203,0	+ABS
			96-		R		<b>51-0001</b>		Bdx	Ø 19,05 165,0x30	CRCl, RAD, Sys.Front ATE
96-		R		<b>51-0006</b>		Bdx	Ø 19,05 180,0x30	CRCl, RAD, Sys.Front Bdx			
1.1 Eng.HDY(TU1M) (40kW)		F				<b>22-0037-4</b>		Bdx	Th 18,0	+ABS, 4 Hole	
						<b>22-0037-5</b>		Bdx	Th 18,0	+ABS, 4 Hole	
			1/97-			<b>22-0060-2</b>		Ate	Th 17,0	-ABS, 3 Hole	
			1/97-			<b>22-0037-5</b>		Bdx	Th 18,0	-ABS, 4 Hole	
			97-		F		<b>23-0238</b>			Ø 247,0 Th 20,5-18,5	Vent., +ABS
			97-		F		<b>23-0153</b>		Ate	Ø 238,0 Th 8,0-6,0	-ABS
			97-		F		<b>23-0100</b>		Bdx	Ø 247,0 Th 10,0-9,0	-ABS
			1/97-		R		<b>53-0350</b>		Luc	203,0x38	Hand Brake
			97-		R		<b>18-0244</b>	<b>18-0244K</b>		Ø 165,0	Sys.Front ATE, -ABS, 3 Hole
			97-		R		<b>18-0241</b>	<b>18-0241K</b>		Ø 180,0	Sys.Front Bdx, -ABS, 4 Hole
			97-		R		<b>51-0001</b>		Bdx	Ø 19,05 165,0x30	CRCl, RAD, Sys.Front ATE
			97-		R		<b>51-0006</b>		Bdx	Ø 19,05 180,0x30	CRCl, RAD, Sys.Front Bdx
			97-		R		<b>51-0136</b>		Luc	Ø 20,64 203,0x38	LUC, +ABS
1.1 Eng.HFX(TU1JP) (44kW)		F				<b>22-0037-4</b>		Bdx	Th 18,0	+ABS, 4 Hole	
						<b>22-0037-5</b>		Bdx	Th 18,0	+ABS, 4 Hole	
			5/96-			<b>22-0060-2</b>		Ate	Th 17,0	-ABS, 3 Hole	
			5/96-			<b>22-0037-5</b>		Bdx	Th 18,0	-ABS, 4 Hole	
			96-		F		<b>23-0238</b>			Ø 247,0 Th 20,5-18,5	Vent., +ABS
			96-		F		<b>23-0153</b>		Ate	Ø 238,0 Th 8,0-6,0	-ABS
			96-		F		<b>23-0100</b>		Bdx	Ø 247,0 Th 10,0-9,0	-ABS
			5/96-		R		<b>53-0350</b>		Luc	203,0x38	Hand Brake
			96-		R		<b>18-0246</b>	<b>18-0246K</b>		Ø 203,0	+ABS
			5/96-7/04		R		<b>51-0136</b>		Luc	Ø 20,64 203,0x38	LUC, +ABS
			96-		R		<b>51-0001</b>		Bdx	Ø 19,05 165,0x30	CRCl, RAD, Sys.Front ATE
96-		R		<b>51-0006</b>		Bdx	Ø 19,05 180,0x30	CRCl, RAD, Sys.Front Bdx			
1.4 Eng.KFW/ KFX(TU3JP) (55kW)		F				<b>22-0037-4</b>		Bdx	Th 18,0	+ABS	
						<b>22-0037-5</b>		Bdx	Th 18,0	+ABS	
			5/96-			<b>22-0037-5</b>		Bdx	Th 18,0	-ABS	
			96-		F		<b>23-0238</b>			Ø 247,0 Th 20,5-18,5	Vent., +ABS
			96-		F		<b>23-0100</b>		Bdx	Ø 247,0 Th 10,0-9,0	-ABS
			5/96-		R		<b>53-0350</b>		Luc	203,0x38	Hand Brake
			96-		R		<b>18-0241</b>	<b>18-0241K</b>		Ø 180,0	-ABS
			96-		R		<b>18-0246</b>	<b>18-0246K</b>		Ø 203,0	+ABS
			5/96-7/04		R		<b>51-0136</b>		Luc	Ø 20,64 203,0x38	LUC, +ABS
			96-		R		<b>51-0006</b>		Bdx	Ø 19,05 180,0x30	CRCl, RAD, Sys.Front Bdx
1.5 D Eng.VJY/ X(TUD5) (40-43kW)		F				<b>22-0037-4</b>		Bdx	Th 18,0	+ABS	
						<b>22-0037-5</b>		Bdx	Th 18,0	+ABS	
			5/96-			<b>22-0037-5</b>		Bdx	Th 18,0	-ABS	
			96-		F		<b>23-0238</b>			Ø 247,0 Th 20,5-18,5	Vent., +ABS
			5/96-		R		<b>53-0350</b>		Luc	203,0x38	Hand Brake
			96-		R		<b>18-0241</b>	<b>18-0241K</b>		Ø 180,0	-ABS
96-		R		<b>18-0246</b>	<b>18-0246K</b>		Ø 203,0	+ABS			
10/00-7/04		R		<b>51-0136</b>		Luc	Ø 20,64 203,0x38	LUC, +ABS			
96-		R		<b>51-0006</b>		Bdx	Ø 19,05 180,0x30	CRCl, RAD, Sys.Front Bdx			
1.6 Eng.NFW/ NFY(TU5J2) (74kW)		F				<b>22-0156-1</b>		Ate	Th 17,0		
			5/96-			<b>22-0038-0</b>		Bdx	Th 11,0		
			96-		F		<b>23-0238</b>		Ate	Ø 247,0 Th 20,5-18,5	Vent.
			96-		F		<b>23-0100</b>		Bdx	Ø 247,0 Th 10,0-9,0	
			96-		R		<b>23-0271</b>			Ø 247,0 Th 8,0-6,0	
5/96-		R		<b>53-0350</b>		Luc	203,0x38	Hand Brake			
1.6 Eng.NFZ(TU5JP) (65kW)		F				<b>22-0156-1</b>		Ate	Th 17,0		
			96-		F		<b>23-0238</b>			Ø 247,0 Th 20,5-18,5	Vent., +ABS
			96-		F		<b>23-0100</b>		Bdx	Ø 247,0 Th 10,0-9,0	-ABS
			5/96-		R		<b>53-0350</b>		Luc	203,0x38	Hand Brake
96-		R		<b>18-0241</b>	<b>18-0241K</b>		Ø 180,0	-ABS			

		Spare Parts	F/R	L/R	METELLI ref.	METELLI ref. w/KIT		DIMENSIONS mm.	NOTE	
1.6 Eng.NFZ(TU5JP) (65kW)	96-5/96-10/99		R		18-0246	18-0246K		Ø 203,0	+ABS	
			R		51-0136		Luc	Ø 20,64 203,0x38	LUC, +ABS	
			R		51-0006		Bdx	Ø 19,05 180,0x30	CRCI, RAD, Sys.Front Bdx	
1.6 S16/Rallye Eng.NFX(TU5J4) (87kW)	5/96-5/96		F		22-0156-1		Ate	Th 17,0		
			R		22-0038-0		Bdx	Th 11,0		
	96-96		F		23-0238			Ø 247,0 Th 20,5-18,5	Vent., +ABS	
			R		23-0271			Ø 247,0 Th 8,0-6,0		
Electric (20kW)	3/96-		R		18-0242	18-0242K		Ø 180,0		
<b>107 6/05-</b>										
1.0 Eng.1KRFE (50kW)	6/05-05-		F		22-0637-0		Bosch	Th 17,5		
			F		23-0834			Ø 247,0 Th 20,0-18,0	Vent.	
	6/05-05-		R		53-0438		Bosch	200,0x32	Hand Brake	
			R		18-0383			Ø 200,0		
			R		51-0183		Bosch	Ø 17,46 200,0x32	RAI	
1.4 HDi Eng.DV4D (40kW)	6/05-05-		F		22-0637-0		Bosch	Th 17,5		
			F		23-0834			Ø 247,0 Th 20,0-18,0	Vent.	
	6/05-05-		R		53-0438		Bosch	200,0x32	Hand Brake	
			R		18-0383			Ø 200,0		
			R		51-0183		Bosch	Ø 17,46 200,0x32	RAI	
<b>204 10/65-10/77</b>										
1.1 Eng.XK5 (40-43kW)	75-77-9/75-7/77		F		23-0024			Ø 256,0 Th 10,0-9,0		
			R		53-0340	53-0340K	Bdx	228,6x42	Hand Brake	
	75-77		R		53-0475		Luc	228,6x42	Hand Brake	
			R		51-0008		Bdx	Ø 23,81 228,0x42	RAD	
			R		51-0105		Luc	Ø 22,00 228,6x42	LUC	
1.1, Cabrio Eng.XK (39kW)	65-69		F		23-0024		Ø 256,0 Th 10,0-9,0			
1.1, Cabrio, Coupé, Break Eng.XK4 (40kW)	69-77-75-		F		23-0024			Ø 256,0 Th 10,0-9,0		
			R		53-0340	53-0340K	Bdx	228,6x42	Hand Brake	
	75-77		R		53-0475		Luc	228,6x42	Hand Brake	
			R		51-0008		Bdx	Ø 23,81 228,0x42	RAD	
			R		51-0105		Luc	Ø 22,00 228,6x42	LUC	
1.2 D Break Eng.XLD (29kW)	68-73		F		23-0024		Ø 256,0 Th 10,0-9,0			
1.4 D, Break Eng.XL4D (33kW)	73-77-1/73-10/77		F		23-0024			Ø 256,0 Th 10,0-9,0		
			R		53-0340	53-0340K	Bdx	228,6x42	Hand Brake	
	75-77		R		53-0475		Luc	228,6x42	Hand Brake	
			R		51-0008		Bdx	Ø 23,81 228,0x42	RAD	
			R		51-0105		Luc	Ø 22,00 228,6x42	LUC	
<b>205 I (741A/C/B) 2/83-10/87</b>										
0.95 Eng.108C(XV3/ 5/ 8) (32-33-34kW)	2/83-10/87-87		F		22-0049-1		Gir	Th 17,5		
			F		22-0036-1		Bdx	Th 18,0		
	83-87		F		22-0036-4		Bdx	Th 18,0		
			F		23-0100		Bdx	Ø 247,0 Th 10,0-9,0		
			F			53-0320Y	Bdx	Ø 247,0 Th 10,0-9,0		
	2/83-10/87		R		53-0320	53-0320K	Bdx	180,0x32	Hand Brake	
			R			53-0329Y	Bdx	180,0x32	Hand Brake	
			R		53-0322		Luc	180,0x32	Hand Brake	
	83-83-90		R		18-0234	18-0234K		Ø 180,0		
			R		51-0010		Bdx	Ø 19,05 180,0x30	CRCI, RAD, +Servo	
			R		51-0009		Bdx	Ø 20,64 180,0x30	CRCI, RAD	
			R		51-0039		Luc	Ø 19,05 180,0x30	CRCI, RAI, +Servo	
		1.1 Eng.109F(XW7) (36kW)	2/83-10/87		F		22-0036-1		Bdx	Th 18,0
				F		22-0037-0		Bdx	Th 18,0	
83-87			F		22-0049-1		Gir	Th 17,5		
			F		23-0100		Bdx	Ø 247,0 Th 10,0-9,0		
			F			53-0320Y	Bdx	Ø 247,0 Th 10,0-9,0		
2/83-10/87		R		53-0320	53-0320K	Bdx	180,0x32	Hand Brake		
		R			53-0329Y	Bdx	180,0x32	Hand Brake		
		R		53-0322		Luc	180,0x32	Hand Brake		
83-83-90		R		18-0234	18-0234K		Ø 180,0			
		R		51-0010		Bdx	Ø 19,05 180,0x30	CRCI, RAD, +Servo		
		R		51-0009		Bdx	Ø 20,64 180,0x30	CRCI, RAD		
		R		51-0039		Luc	Ø 19,05 180,0x30	CRCI, RAI, +Servo		
	1.1 Eng.109N(XW7) (36kW)	8/86-10/87		F		22-0036-1		Bdx	Th 18,0	
				F		22-0037-0		Bdx	Th 18,0	
86-87			F		22-0049-1		Gir	Th 17,5		
			F		23-0100		Bdx	Ø 247,0 Th 10,0-9,0		
			F			53-0320Y	Bdx	Ø 247,0 Th 10,0-9,0		
































		Spare Parts	F/R	L/R	METELLI ref.	METELLI ref. w/KIT		DIMENSIONS mm.	NOTE
1.1 Eng.109N(XW7) (36kW)	8/86-10/87		R		53-0320	53-0320K	Bdx	180,0x32	Hand Brake
	8/86-10/87		R			53-0329Y	Bdx	180,0x32	Hand Brake
	8/86-10/87		R		53-0322		Luc	180,0x32	Hand Brake
	86-87		R		18-0234	18-0234K		Ø 180,0	
	86-87		R		51-0010		Bdx	Ø 19,05 180,0x30	CRCl, RAD, +Servo
	86-87		R		51-0009		Bdx	Ø 20,64 180,0x30	CRCl, RAD
	86-87		R		51-0039		Luc	Ø 19,05 180,0x30	CRCl, RAI, +Servo
	86-87		R			53-0320Y	Luc	Ø 19,05 180,0x30	CRCl, RAI, +Servo
1.1 Eng.HDZ(TU1M/ MZ) (44kW)	1/87-10/87		R		53-0320	53-0320K	Bdx	180,0x32	Hand Brake
	1/87-10/87		R			53-0329Y	Bdx	180,0x32	Hand Brake
	1/87-10/87		R		53-0322		Luc	180,0x32	Hand Brake
1.3 Eng.G1A (47kW)	2/84-10/87		R		53-0344		Luc	180,0x42	Hand Brake
1.4 Eng.150(XY6B) (44-53kW)	2/83-10/87		F		22-0036-1		Bdx	Th 18,0	
	2/83-10/87		F		22-0037-0		Bdx	Th 18,0	
	2/83-10/87		F		22-0049-1		Gir	Th 17,5	
	83-87		F		23-0100		Bdx	Ø 247,0 Th 10,0-9,0	
	83-87		F			53-0320Y	Bdx	Ø 247,0 Th 10,0-9,0	
	2/83-10/87		R		53-0320	53-0320K	Bdx	180,0x32	Hand Brake
	2/83-10/87		R			53-0329Y	Bdx	180,0x32	Hand Brake
	2/83-10/87		R		53-0322		Luc	180,0x32	Hand Brake
	2/83-10/87		R		53-0344		Luc	180,0x42	GTi, Hand Brake
	83-		R		18-0234	18-0234K		Ø 180,0	
	83-90		R		51-0010		Bdx	Ø 19,05 180,0x30	CRCl, RAD, +Servo
	83-90		R		51-0009		Bdx	Ø 20,64 180,0x30	CRCl, RAD
	83-90		R		51-0039		Luc	Ø 19,05 180,0x30	CRCl, RAI, +Servo
	83-90		R			53-0320Y	Luc	Ø 19,05 180,0x30	CRCl, RAI, +Servo
1.4 Eng.TU3FCP/ TU3M/ MC (55kW)	1/86-12/87		R		53-0320	53-0320K	Bdx	180,0x32	Hand Brake
	1/86-12/87		R			53-0329Y	Bdx	180,0x32	Hand Brake
	1/86-12/87		R		53-0322		Luc	180,0x32	Hand Brake
	1/86-12/87		R		53-0344		Luc	180,0x42	GTi, Hand Brake
	1.4, Cabrio Eng.150B/ H(XY8) (44-53-58kW)		2/83-12/88	F		22-0036-1		Bdx	Th 18,0
2/83-12/88		F		22-0037-0		Bdx	Th 18,0		
2/83-12/88		F		22-0049-1		Gir	Th 17,5		
83-88		F		23-0100		Bdx	Ø 247,0 Th 10,0-9,0		
83-88		F			53-0320Y	Bdx	Ø 247,0 Th 10,0-9,0		
2/83-12/88		R		53-0320	53-0320K	Bdx	180,0x32	Hand Brake	
2/83-12/88		R			53-0329Y	Bdx	180,0x32	Hand Brake	
2/83-12/88		R		53-0322		Luc	180,0x32	Hand Brake	
2/83-12/88		R		53-0344		Luc	180,0x42	GTi, Hand Brake	
83-		R		18-0234	18-0234K		Ø 180,0		
83-88		R		51-0010		Bdx	Ø 19,05 180,0x30	CRCl, RAD, +Servo	
83-88		R		51-0009		Bdx	Ø 20,64 180,0x30	CRCl, RAD	
83-88		R		51-0039		Luc	Ø 19,05 180,0x30	CRCl, RAI, +Servo	
1.4, Cabrio Eng.150D/ G(XY7) (44kW)	2/83-5/89		F		22-0036-1		Bdx	Th 18,0	
	2/83-5/89		F		22-0037-0		Bdx	Th 18,0	
	2/83-5/89		F		22-0049-1		Gir	Th 17,5	
	83-87		F		23-0100		Bdx	Ø 247,0 Th 10,0-9,0	
	83-87		F			53-0320Y	Bdx	Ø 247,0 Th 10,0-9,0	
	2/83-5/89		R		53-0320	53-0320K	Bdx	180,0x32	Hand Brake
	2/83-5/89		R			53-0329Y	Bdx	180,0x32	Hand Brake
	2/83-5/89		R		53-0322		Luc	180,0x32	Hand Brake
	2/83-5/89		R		53-0344		Luc	180,0x42	GTi, Hand Brake
	83-		R		18-0234	18-0234K		Ø 180,0	
	83-90		R		51-0010		Bdx	Ø 19,05 180,0x30	CRCl, RAD, +Servo
	83-90		R		51-0009		Bdx	Ø 20,64 180,0x30	CRCl, RAD
	83-90		R		51-0039		Luc	Ø 19,05 180,0x30	CRCl, RAI, +Servo
	1.5 Eng.Y2-K (63kW)		2/84-10/87	F		22-0036-1		Bdx	Th 18,0
2/84-10/87		F		22-0037-0		Bdx	Th 18,0		
2/84-10/87		F		22-0049-1		Gir	Th 17,5		
2/84-10/87		R		53-0344		Luc	180,0x42	GTi, Hand Brake	
84-87		R		18-0234	18-0234K		Ø 180,0		
84-87		R		51-0010		Bdx	Ø 19,05 180,0x30	CRCl, RAD, +Servo	
84-87		R		51-0009		Bdx	Ø 20,64 180,0x30	CRCl, RAD	
84-87		R		51-0039		Luc	Ø 19,05 180,0x30	CRCl, RAI, +Servo	
1.6 Eng.B1A(XU51C) (55kW)		8/86-10/87		F		22-0036-1		Bdx	Th 18,0
8/86-10/87	F			22-0037-0		Bdx	Th 18,0		
8/86-10/87	F			22-0049-1		Gir	Th 17,5		

		Spare Parts	F/R	L/R	METELLI ref.	METELLI ref. w/KIT		DIMENSIONS mm.	NOTE
1.6 Eng.B1A(XU51C) (55kW)	86-87		F		23-0100		Bdx	Ø 247,0 Th 10,0-9,0	
	86-87		F			53-0320Y	Bdx	Ø 247,0 Th 10,0-9,0	
	8/86-10/87		R		53-0320	53-0320K	Bdx	180,0x32	Hand Brake
	8/86-10/87		R			53-0329Y	Bdx	180,0x32	Hand Brake
	8/86-10/87		R		53-0322		Luc	180,0x32	Hand Brake
	86-87		R		18-0234	18-0234K		Ø 180,0	
	86-87		R		51-0010		Bdx	Ø 19,05 180,0x30	CRCl, RAD, +Servo
	86-87		R		51-0009		Bdx	Ø 20,64 180,0x30	CRCl, RAD
	86-87		R		51-0039		Luc	Ø 19,05 180,0x30	CRCl, RAI, +Servo
	86-87		R						
1.6 Eng.B1A/ BAZ(XU51C/ CP) (55-66-76-85kW)	8/86-10/87		F		22-0036-1		Bdx	Th 18,0	
	8/86-10/87		F		22-0037-0		Bdx	Th 18,0	
	8/86-10/87		F		22-0049-1		Gir	Th 17,5	
	86-87		F		23-0100		Bdx	Ø 247,0 Th 10,0-9,0	
	86-87		F			53-0320Y	Bdx	Ø 247,0 Th 10,0-9,0	
	8/86-10/87		R		53-0320	53-0320K	Bdx	180,0x32	Hand Brake
	8/86-10/87		R			53-0329Y	Bdx	180,0x32	Hand Brake
	8/86-10/87		R		53-0322		Luc	180,0x32	Hand Brake
	86-87		R		18-0234	18-0234K		Ø 180,0	
	86-87		R		51-0010		Bdx	Ø 19,05 180,0x30	CRCl, RAD, +Servo
	86-87		R		51-0009		Bdx	Ø 20,64 180,0x30	CRCl, RAD
	86-87		R		51-0039		Luc	Ø 19,05 180,0x30	CRCl, RAI, +Servo
	86-87		R						
	86-87		R						
1.6 Eng.B1E(XU51C) (53kW)	3/87-10/87		F		22-0036-1		Bdx	Th 18,0	
	3/87-10/87		F		22-0037-0		Bdx	Th 18,0	
	3/87-10/87		F		22-0049-1		Gir	Th 17,5	
	3/87-10/87		F		23-0100		Bdx	Ø 247,0 Th 10,0-9,0	
	3/87-10/87		F			53-0320Y	Bdx	Ø 247,0 Th 10,0-9,0	
	3/87-10/87		R		53-0320	53-0320K	Bdx	180,0x32	Hand Brake
	3/87-10/87		R			53-0329Y	Bdx	180,0x32	Hand Brake
	3/87-10/87		R		53-0322		Luc	180,0x32	Hand Brake
	3/87-10/87		R		18-0234	18-0234K		Ø 180,0	
	3/87-10/87		R		51-0010		Bdx	Ø 19,05 180,0x30	CRCl, RAD, +Servo
	3/87-10/87		R		51-0009		Bdx	Ø 20,64 180,0x30	CRCl, RAD
	3/87-10/87		R		51-0039		Luc	Ø 19,05 180,0x30	CRCl, RAI, +Servo
	3/87-10/87		R						
	3/87-10/87		R						
1.6 GTI, CTI Cabrio Eng.180A/ Z(XU5J-J/ JA/ JP) (76kW)	12/84-10/87		F		22-0036-1		Bdx	Th 18,0	
	12/84-10/87		F		22-0037-0		Bdx	Th 18,0	
	12/84-10/87		F		22-0049-1		Gir	Th 17,5	
	84-87		F		23-0111			Ø 247,0 Th 20,4-18,0	Vent.
	84-87		F			53-0320Y		Ø 247,0 Th 20,4-18,0	Vent.
	12/84-10/87		R		53-0320	53-0320K	Bdx	180,0x32	Hand Brake
	12/84-10/87		R			53-0329Y	Bdx	180,0x32	Hand Brake
	12/84-10/87		R		53-0322		Luc	180,0x32	Hand Brake
	12/84-10/87		R		53-0344		Luc	180,0x42	GTi, Hand Brake
	84-87		R		18-0235	18-0235K		Ø 180,0	
	84-87		R		51-0009		Bdx	Ø 20,64 180,0x30	CRCl, RAD
	84-87		R		51-0040		Luc	Ø 19,05 180,0x40	RAI, GTi, CTi, Rallye, TD, +ABS
	84-87		R						
	84-87		R						
1.8 D Eng.161A(XUD7) (44kW)	8/83-10/87		F		22-0036-1		Bdx	Th 18,0	
	8/83-10/87		F		22-0037-0		Bdx	Th 18,0	
	8/83-10/87		F		22-0049-1		Gir	Th 17,5	
	83-87		F		23-0100		Bdx	Ø 247,0 Th 10,0-9,0	
	83-87		F			53-0320Y	Bdx	Ø 247,0 Th 10,0-9,0	
	8/83-10/87		R		53-0320	53-0320K	Bdx	180,0x32	Hand Brake
	8/83-10/87		R			53-0329Y	Bdx	180,0x32	Hand Brake
	8/83-10/87		R		53-0322		Luc	180,0x32	Hand Brake
	83-90		R		18-0234	18-0234K		Ø 180,0	
	83-90		R		51-0010		Bdx	Ø 19,05 180,0x30	CRCl, RAD, +Servo
	83-90		R		51-0009		Bdx	Ø 20,64 180,0x30	CRCl, RAD
83-90		R		51-0039		Luc	Ø 19,05 180,0x30	CRCl, RAI, +Servo	
83-90		R							
1.9 D Eng.DJZ(XUD9Y) (47kW)	83-87		F		23-0100		Bdx	Ø 247,0 Th 10,0-9,0	
	83-90		R		18-0234	18-0234K		Ø 180,0	
	83-90		R		51-0010		Bdx	Ø 19,05 180,0x30	CRCl, RAD, Exc. GTi, CTi, Rallye, TD, +Servo
	83-90		R		51-0009		Bdx	Ø 20,64 180,0x30	CRCl, RAD
	83-90		R		51-0039		Luc	Ø 19,05 180,0x30	CRCl, RAI, Exc. GTi, CTi, Rallye, +Servo
1.9 Gti, Cabrio Eng.D6B(XU9JA/ Z) (94-96kW)	10/86-10/87		R		53-0344		Luc	180,0x42	GTi, Hand Brake
	86-87		R		18-0235	18-0235K		Ø 180,0	
	86-87		R		51-0009		Bdx	Ø 20,64 180,0x30	CRCl, RAD
	86-87		R		51-0040		Luc	Ø 19,05 180,0x40	RAI, GTi, CTi, Rallye, TD, +ABS




































				Spare Parts	F/R	L/R	METELLI ref.	METELLI ref. w/KIT		DIMENSIONS mm.	NOTE	
<b>205 II (20A/C) 1/87-9/98</b>												
0.95 Eng.CDY/ Z(TU9M) (33-37kW)	10/87-9/98		F				<b>22-0037-0</b>			Bdx	Th 18,0	
	10/87-9/98		F				<b>22-0049-1</b>			Gir	Th 17,5	
	87-98		F				<b>23-0100</b>			Bdx	Ø 247,0 Th 10,0-9,0	
	87-98		F					<b>53-0320Y</b>		Bdx	Ø 247,0 Th 10,0-9,0	
	10/87-9/98		R				<b>53-0320</b>	<b>53-0320K</b>		Bdx	180,0x32	Hand Brake
	10/87-9/98		R					<b>53-0329Y</b>		Bdx	180,0x32	Hand Brake
	10/87-9/98		R					<b>53-0322</b>			Luc	180,0x32
	87-98		R				<b>18-0234</b>	<b>18-0234K</b>			Ø 180,0	
	87-98		R				<b>51-0010</b>			Bdx	Ø 19,05 180,0x30	CRCI, RAD, +Servo
	87-98		R				<b>51-0039</b>			Luc	Ø 19,05 180,0x30	CRCI, RAI, +Servo
1.1 Eng.109N(XW7) (36kW)	10/87-9/98		F				<b>22-0037-0</b>			Bdx	Th 18,0	
	10/87-9/98		F				<b>22-0049-1</b>			Gir	Th 17,5	
	87-98		F				<b>23-0100</b>			Bdx	Ø 247,0 Th 10,0-9,0	
	87-98		F					<b>53-0320Y</b>		Bdx	Ø 247,0 Th 10,0-9,0	
	10/87-9/98		R				<b>53-0320</b>	<b>53-0320K</b>		Bdx	180,0x32	Hand Brake
	10/87-9/98		R					<b>53-0329Y</b>		Bdx	180,0x32	Hand Brake
	10/87-9/98		R					<b>53-0322</b>			Luc	180,0x32
	87-98		R				<b>18-0234</b>	<b>18-0234K</b>			Ø 180,0	
	87-98		R				<b>51-0010</b>			Bdx	Ø 19,05 180,0x30	CRCI, RAD, +Servo
	87-98		R				<b>51-0039</b>			Luc	Ø 19,05 180,0x30	CRCI, RAI, +Servo
1.1 Eng.H1B(TU1) (40kW)	10/87-10/90		F				<b>22-0037-0</b>			Bdx	Th 18,0	
	10/87-10/90		F				<b>22-0049-1</b>			Gir	Th 17,5	
	87-90		F				<b>23-0100</b>			Bdx	Ø 247,0 Th 10,0-9,0	
	87-90		F					<b>53-0320Y</b>		Bdx	Ø 247,0 Th 10,0-9,0	
	10/87-10/90		R				<b>53-0320</b>	<b>53-0320K</b>		Bdx	180,0x32	Hand Brake
	10/87-10/90		R					<b>53-0329Y</b>		Bdx	180,0x32	Hand Brake
	10/87-10/90		R					<b>53-0322</b>			Luc	180,0x32
	87-90		R				<b>18-0234</b>	<b>18-0234K</b>			Ø 180,0	
	87-90		R				<b>51-0010</b>			Bdx	Ø 19,05 180,0x30	CRCI, RAD, +Servo
	87-90		R				<b>51-0039</b>			Luc	Ø 19,05 180,0x30	CRCI, RAI, +Servo
1.1, C.J Cabrio Eng.HDZ(TU1M/ MZ) (44kW)	10/89-12/94		F				<b>22-0037-0</b>			Bdx	Th 18,0	
	10/89-12/94		F				<b>22-0049-1</b>			Gir	Th 17,5	
	89-94		F				<b>23-0100</b>			Bdx	Ø 247,0 Th 10,0-9,0	
	89-94		F					<b>53-0320Y</b>		Bdx	Ø 247,0 Th 10,0-9,0	
	10/89-12/94		R				<b>53-0320</b>	<b>53-0320K</b>		Bdx	180,0x32	Hand Brake
	10/89-12/94		R					<b>53-0329Y</b>		Bdx	180,0x32	Hand Brake
	10/89-12/94		R					<b>53-0322</b>			Luc	180,0x32
	89-94		R				<b>18-0234</b>	<b>18-0234K</b>			Ø 180,0	
	89-94		R				<b>51-0010</b>			Bdx	Ø 19,05 180,0x30	CRCI, RAD, +Servo
	89-94		R				<b>51-0039</b>			Luc	Ø 19,05 180,0x30	CRCI, RAI, +Servo
1.2 Eng.F1 (47kW)	1/87-12/90		F				<b>22-0037-0</b>			Bdx	Th 18,0	
	1/87-12/90		F				<b>22-0049-1</b>			Gir	Th 17,5	
1.3 Rallye Eng.TU24 (74kW)	10/87-10/90		F				<b>22-0037-0</b>			Bdx	Th 18,0	
	10/87-10/90		F				<b>22-0049-1</b>			Gir	Th 17,5	
	87-90		F				<b>23-0111</b>			Bdx	Ø 247,0 Th 20,4-18,0	Vent.
	10/87-10/90		R				<b>53-0344</b>			Luc	180,0x42	Hand Brake
	87-90		R				<b>18-0235</b>	<b>18-0235K</b>			Ø 180,0	
	87-90		R				<b>51-0010</b>			Bdx	Ø 19,05 180,0x30	CRCI, RAD, +Servo
	87-90		R				<b>51-0009</b>			Bdx	Ø 20,64 180,0x30	CRCI, RAD
	87-90		R				<b>51-0039</b>			Luc	Ø 19,05 180,0x30	CRCI, RAI, +Servo
	87-90		R				<b>51-0040</b>			Luc	Ø 19,05 180,0x40	RAI, +ABS
	87-90		R					<b>53-0320Y</b>		Luc	Ø 19,05 180,0x40	RAI, +ABS
1.4 (63kW)	6/87-12/89		R				<b>53-0320</b>	<b>53-0320K</b>		Bdx	180,0x32	Hand Brake
	6/87-12/89		R					<b>53-0329Y</b>		Bdx	180,0x32	Hand Brake
	6/87-12/89		R				<b>53-0322</b>			Luc	180,0x32	Hand Brake
	6/87-12/89		R				<b>53-0344</b>			Luc	180,0x42	Hand Brake
1.4 Eng.150(XY6B) (44-53kW)	1/87-7/88		F				<b>22-0037-0</b>			Bdx	Th 18,0	
	1/87-7/88		F				<b>22-0049-1</b>			Gir	Th 17,5	
	87-88		F				<b>23-0100</b>			Bdx	Ø 247,0 Th 10,0-9,0	
	87-88		F					<b>53-0320Y</b>		Bdx	Ø 247,0 Th 10,0-9,0	
	1/87-7/88		R				<b>53-0320</b>	<b>53-0320K</b>		Bdx	180,0x32	Hand Brake
	1/87-7/88		R					<b>53-0329Y</b>		Bdx	180,0x32	Hand Brake
	1/87-7/88		R					<b>53-0322</b>			Luc	180,0x32
	1/87-7/88		R				<b>53-0344</b>			Luc	180,0x42	Hand Brake
	87-88		R				<b>18-0234</b>	<b>18-0234K</b>			Ø 180,0	
	87-88		R				<b>51-0010</b>			Bdx	Ø 19,05 180,0x30	CRCI, RAD, +Servo

		Spare Parts	F/R	L/R	METELLI ref.	METELLI ref. w/KIT		DIMENSIONS mm.	NOTE	
1.4 Eng.150(XY6B) (44-53kW)	87-88		R		51-0039		Luc	Ø 19,05 180,0x30	CRCI, RAI, +Servo	
1.4 Eng.150B/ H(XY8) (44-53-58kW)	7/88-5/89		F		22-0037-0		Bdx	Th 18,0		
	7/88-5/89		F		22-0049-1		Gir	Th 17,5		
	88-89		F		23-0100		Bdx	Ø 247,0 Th 10,0-9,0		
	88-89		F			53-0320Y	Bdx	Ø 247,0 Th 10,0-9,0		
	7/88-5/89		R		53-0320	53-0320K	Bdx	180,0x32	Hand Brake	
	7/88-5/89		R			53-0329Y	Bdx	180,0x32	Hand Brake	
	7/88-5/89		R		53-0322		Luc	180,0x32	Hand Brake	
	7/88-5/89		R		53-0344		Luc	180,0x42	Hand Brake	
	88-89		F		18-0234	18-0234K		Ø 180,0		
	88-89		R		51-0010		Bdx	Ø 19,05 180,0x30	CRCI, RAD, +Servo	
	88-89		R		51-0039		Luc	Ø 19,05 180,0x30	CRCI, RAI, +Servo	
	1.4 Eng.150D/ G(XY7) (44kW)	10/87-5/89		F		22-0037-0		Bdx	Th 18,0	
		10/87-5/89		F		22-0049-1		Gir	Th 17,5	
87-89			F		23-0100		Bdx	Ø 247,0 Th 10,0-9,0		
87-89			F			53-0320Y	Bdx	Ø 247,0 Th 10,0-9,0		
10/87-5/89			R		53-0320	53-0320K	Bdx	180,0x32	Hand Brake	
10/87-5/89			R			53-0329Y	Bdx	180,0x32	Hand Brake	
10/87-5/89			R		53-0322		Luc	180,0x32	Hand Brake	
10/87-5/89			R		53-0344		Luc	180,0x42	Hand Brake	
87-89			F		18-0234	18-0234K		Ø 180,0		
87-89			R		51-0010		Bdx	Ø 19,05 180,0x30	CRCI, RAD, +Servo	
87-89			R		51-0039		Luc	Ø 19,05 180,0x30	CRCI, RAI, +Servo	
1.4 Eng.K2B(TU3S) (62kW)		6/87-12/89		F		22-0037-0		Bdx	Th 18,0	
		6/87-12/89		F		22-0049-1		Gir	Th 17,5	
	87-89		F		23-0100		Bdx	Ø 247,0 Th 10,0-9,0		
	87-89		F			53-0320Y	Bdx	Ø 247,0 Th 10,0-9,0		
	6/87-12/89		R		53-0320	53-0320K	Bdx	180,0x32	Hand Brake	
	6/87-12/89		R			53-0329Y	Bdx	180,0x32	Hand Brake	
	6/87-12/89		R		53-0322		Luc	180,0x32	Hand Brake	
	6/87-12/89		R		53-0344		Luc	180,0x42	Hand Brake	
	87-89		R		18-0234	18-0234K		Ø 180,0		
	87-89		R		51-0010		Bdx	Ø 19,05 180,0x30	CRCI, RAD, +Servo	
	87-89		R		51-0039		Luc	Ø 19,05 180,0x30	CRCI, RAI, +Servo	
	1.4, Cabrio Eng.K1D(TU3A/ AN/ S/ M/ 2/ 2K) (49kW)	10/87-12/94		F		22-0037-0		Bdx	Th 18,0	
		10/87-12/94		F		22-0049-1		Gir	Th 17,5	
87-94			F		23-0100		Bdx	Ø 247,0 Th 10,0-9,0		
87-94			F			53-0320Y	Bdx	Ø 247,0 Th 10,0-9,0		
10/87-12/94			R		53-0320	53-0320K	Bdx	180,0x32	Hand Brake	
10/87-12/94			R			53-0329Y	Bdx	180,0x32	Hand Brake	
10/87-12/94			R		53-0322		Luc	180,0x32	Hand Brake	
10/87-12/94			R		53-0344		Luc	180,0x42	Hand Brake	
87-94			R		18-0234	18-0234K		Ø 180,0		
87-94			R		51-0010		Bdx	Ø 19,05 180,0x30	CRCI, RAD, +Servo	
87-94			R		51-0039		Luc	Ø 19,05 180,0x30	CRCI, RAI, +Servo	
1.4, Cabrio Eng.KFW/ KFX(TU3JP)/ KDX(TU3MC) (55kW)		7/88-9/98		F		22-0037-0		Bdx	Th 18,0	
		7/88-9/98		F		22-0049-1		Gir	Th 17,5	
	88-98		F		23-0100		Bdx	Ø 247,0 Th 10,0-9,0		
	88-98		F			53-0320Y	Bdx	Ø 247,0 Th 10,0-9,0		
	7/88-9/98		R		53-0320	53-0320K	Bdx	180,0x32	Hand Brake	
	7/88-9/98		R			53-0329Y	Bdx	180,0x32	Hand Brake	
	7/88-9/98		R		53-0322		Luc	180,0x32	Hand Brake	
	7/88-9/98		R		53-0344		Luc	180,0x42	Hand Brake	
	88-98		R		18-0234	18-0234K		Ø 180,0		
	88-98		R		51-0010		Bdx	Ø 19,05 180,0x30	CRCI, RAD, +Servo	
	88-98		R		51-0039		Luc	Ø 19,05 180,0x30	CRCI, RAI, +Servo	
	1.4, Kat Cabrio Eng.KAY(TU3FCP) (44kW)	1/89-9/93		F		22-0037-0		Bdx	Th 18,0	
		1/89-9/93		F		22-0049-1		Gir	Th 17,5	
89-93			F		23-0100		Bdx	Ø 247,0 Th 10,0-9,0		
89-93			F			53-0320Y	Bdx	Ø 247,0 Th 10,0-9,0		
1/89-9/93			R		53-0320	53-0320K	Bdx	180,0x32	Hand Brake	
1/89-9/93			R			53-0329Y	Bdx	180,0x32	Hand Brake	
1/89-9/93			R		53-0322		Luc	180,0x32	Hand Brake	
1/89-9/93			R		53-0344		Luc	180,0x42	Hand Brake	
89-93			R		18-0234	18-0234K		Ø 180,0		
89-93			R		51-0010		Bdx	Ø 19,05 180,0x30	CRCI, RAD, +Servo	
89-93			R		51-0039		Luc	Ø 19,05 180,0x30	CRCI, RAI, +Servo	


































































		Spare Parts	F/R	L/R	METELLI ref.	METELLI ref. w/KIT		DIMENSIONS mm.	NOTE	
1.6 Eng.B1E(XU51C) (53kW)	10/87-9/98		F		22-0037-0		Bdx	Th 18,0		
	10/87-9/98		F		22-0049-1		Gir	Th 17,5		
	87-98		F		23-0100		Bdx	Ø 247,0 Th 10,0-9,0		
	87-98		F			53-0320Y	Bdx	Ø 247,0 Th 10,0-9,0		
	10/87-9/98		R		53-0320	53-0320K	Bdx	180,0x32	Hand Brake	
	10/87-9/98		R			53-0329Y	Bdx	180,0x32	Hand Brake	
	10/87-9/98		R		53-0322		Luc	180,0x32	Hand Brake	
	10/87-9/98		R		53-0344		Luc	180,0x42	Hand Brake	
	87-90		R		18-0234	18-0234K		Ø 180,0		
	90-98		R		18-0235	18-0235K		Ø 180,0		
	87-98		R		51-0010		Bdx	Ø 19,05 180,0x30	CRCI, RAD, +Servo	
	87-98		R		51-0039		Luc	Ø 19,05 180,0x30	CRCI, RAI, +Servo	
1.6 Eng.J2 (69kW)	1/87-10/91		F		22-0037-0		Bdx	Th 18,0		
	1/87-10/91		F		22-0049-1		Gir	Th 17,5		
	1/87-10/91		F			53-0320Y	Gir	Th 17,5		
	1/87-10/91		R		53-0320	53-0320K	Bdx	180,0x32	Hand Brake	
	1/87-10/91		R			53-0329Y	Bdx	180,0x32	Hand Brake	
	1/87-10/91		R		53-0322		Luc	180,0x32	Hand Brake	
	1/87-10/91	R		53-0344		Luc	180,0x42	Hand Brake		
1.6 Aut. Eng.B1A(XU51C-K) (58kW)	10/87-9/98		F		22-0037-0		Bdx	Th 18,0		
	10/87-9/98		F		22-0049-1		Gir	Th 17,5		
	87-98		F		23-0100		Bdx	Ø 247,0 Th 10,0-9,0		
	87-98		F			53-0320Y	Bdx	Ø 247,0 Th 10,0-9,0		
	10/87-9/98		R		53-0320	53-0320K	Bdx	180,0x32	Hand Brake	
	10/87-9/98		R			53-0329Y	Bdx	180,0x32	Hand Brake	
	10/87-9/98		R		53-0322		Luc	180,0x32	Hand Brake	
	10/87-9/98		R		53-0344		Luc	180,0x42	Hand Brake	
	87-90		R		18-0234	18-0234K		Ø 180,0		
	90-98		R		18-0235	18-0235K		Ø 180,0		
	87-98		R		51-0010		Bdx	Ø 19,05 180,0x30	CRCI, RAD, +Servo	
	87-98		R		51-0039		Luc	Ø 19,05 180,0x30	CRCI, RAI, +Servo	
1.6 Cabrio, Aut Eng.BDY(XU5M2Z/3Z) (65-66kW)	5/90-9/98		F		22-0037-0		Bdx	Th 18,0		
	5/90-9/98		F		22-0049-1		Gir	Th 17,5		
	90-98		F		23-0100		Bdx	Ø 247,0 Th 10,0-9,0		
	90-98		F			53-0320Y	Bdx	Ø 247,0 Th 10,0-9,0		
	5/90-9/98		R		53-0320	53-0320K	Bdx	180,0x32	Hand Brake	
	5/90-9/98		R			53-0329Y	Bdx	180,0x32	Hand Brake	
	5/90-9/98		R		53-0322		Luc	180,0x32	Hand Brake	
	5/90-9/98		R		53-0344		Luc	180,0x42	Hand Brake	
	90-98		R		18-0235	18-0235K		Ø 180,0		
	90-98		R		51-0010		Bdx	Ø 19,05 180,0x30	CRCI, RAD, +Servo	
	90-98		R		51-0039		Luc	Ø 19,05 180,0x30	CRCI, RAI, +Servo	
	90-98		R							
1.6 GTI Eng.180A/ Z(XU5J-J/ JA/ JP) (76kW)	10/87-12/89		F		22-0037-0		Bdx	Th 18,0		
	10/87-12/89		F		22-0049-1		Gir	Th 17,5		
	87-89		F		23-0111			Ø 247,0 Th 20,4-18,0	Vent.	
	87-89		F			53-0320Y		Ø 247,0 Th 20,4-18,0	Vent.	
	10/87-12/89		R		53-0320	53-0320K	Bdx	180,0x32	Hand Brake	
	10/87-12/89		R			53-0329Y	Bdx	180,0x32	Hand Brake	
	10/87-12/89		R		53-0322		Luc	180,0x32	Hand Brake	
	10/87-12/89		R		53-0344		Luc	180,0x42	Hand Brake	
	87-89		R		18-0235	18-0235K		Ø 180,0		
			R							
	1.6 GTI Eng.B6D(XU5J) (85kW)	10/87-12/89		F		22-0037-0		Bdx	Th 18,0	
		10/87-12/89		F		22-0049-1		Gir	Th 17,5	
87-89			F		23-0111			Ø 247,0 Th 20,4-18,0	Vent.	
87-89			F			53-0320Y		Ø 247,0 Th 20,4-18,0	Vent.	
10/87-12/89			R		53-0320	53-0320K	Bdx	180,0x32	Hand Brake	
10/87-12/89			R			53-0329Y	Bdx	180,0x32	Hand Brake	
10/87-12/89			R		53-0322		Luc	180,0x32	Hand Brake	
10/87-12/89			R		53-0344		Luc	180,0x42	Hand Brake	
87-89		R		18-0235	18-0235K		Ø 180,0			
		R								
1.6, Kat Eng.B1A/ BAZ(XU51C/ CP) (55kW)	10/87-9/98		F		22-0037-0		Bdx	Th 18,0		
	10/87-9/98		F		22-0049-1		Gir	Th 17,5		
	87-98		F		23-0100		Bdx	Ø 247,0 Th 10,0-9,0		
	87-98		F			53-0320Y	Bdx	Ø 247,0 Th 10,0-9,0		
	10/87-9/98		R		53-0320	53-0320K	Bdx	180,0x32	Hand Brake	
	10/87-9/98		R			53-0329Y	Bdx	180,0x32	Hand Brake	
10/87-9/98	R		53-0322		Luc	180,0x32	Hand Brake			

		Spare Parts	F/R	L/R	METELLI ref.	METELLI ref. w/KIT		DIMENSIONS mm.	NOTE
1.6, Kat Eng.B1A/ BAZ(XU51C/ CP) (55kW)	10/87-9/98		R		53-0344		Luc	180,0x42	Hand Brake
	87-90		R		18-0234	18-0234K		Ø 180,0	
	90-98		R		18-0235	18-0235K		Ø 180,0	
	87-98		R		51-0010		Bdx	Ø 19,05 180,0x30	CRCl, RAD, +Servo
	87-98		R		51-0039		Luc	Ø 19,05 180,0x30	CRCl, RAI, +Servo
1.8 D Eng.161A(XUD7) (44kW)	7/87-12/89		F		22-0037-0		Bdx	Th 18,0	
	7/87-12/89		F		22-0049-1		Gir	Th 17,5	
	87-89		F		23-0100		Bdx	Ø 247,0 Th 10,0-9,0	
	87-89		F			53-0320Y	Bdx	Ø 247,0 Th 10,0-9,0	
	7/87-12/89		R		53-0320	53-0320K	Bdx	180,0x32	Hand Brake
	7/87-12/89		R			53-0329Y	Bdx	180,0x32	Hand Brake
	7/87-12/89		R		53-0322		Luc	180,0x32	Hand Brake
	87-89		R		18-0234	18-0234K		Ø 180,0	
	87-89		R		51-0010		Bdx	Ø 19,05 180,0x30	CRCl, RAD, +Servo
	87-89		R		51-0039		Luc	Ø 19,05 180,0x30	CRCl, RAI, +Servo
	1.8 TD Eng.A8B(XUD7TE) (57kW)	1/90-9/98		F		22-0037-0		Bdx	Th 18,0
1/90-9/98			F		22-0049-1		Gir	Th 17,5	
90-98			F		23-0238			Ø 247,0 Th 20,5-18,5	Vent.
90-98			F			53-0320Y		Ø 247,0 Th 20,5-18,5	Vent.
1/90-9/98			R		53-0320	53-0320K	Bdx	180,0x32	Hand Brake
1/90-9/98			R			53-0329Y	Bdx	180,0x32	Hand Brake
1/90-9/98			R		53-0322		Luc	180,0x32	Hand Brake
90-98			R		18-0234	18-0234K		Ø 180,0	
90-98			R		18-0235	18-0235K		Ø 180,0	
90-98			R		51-0040		Luc	Ø 19,05 180,0x40	RAI, +ABS
1.9 D Eng.DJZ(XUD9Y) (47kW)	10/87-9/98		F		22-0037-0		Bdx	Th 18,0	
	10/87-9/98		F		22-0049-1		Gir	Th 17,5	
	87-98		F		23-0100		Bdx	Ø 247,0 Th 10,0-9,0	
	10/87-9/98		R		53-0344		Luc	180,0x42	Hand Brake
	87-98		R		18-0234	18-0234K		Ø 180,0	
	87-98		R		51-0010		Bdx	Ø 19,05 180,0x30	CRCl, RAD, +Servo
	87-98		R		51-0039		Luc	Ø 19,05 180,0x30	CRCl, RAI, +Servo
1.9 GTI Eng.D2A(XU92C/ 2S) (75-77kW)	-89		F		22-0037-0		Bdx	Th 18,0	
	-89		F		22-0049-1		Gir	Th 17,5	
	87-89		F		23-0238			Ø 247,0 Th 20,5-18,5	Vent.
	87-89		R		23-0216			Ø 247,5 Th 8,0-7,0	
	10/87-5/89		R		53-0344		Luc	180,0x42	Hand Brake
	87-89		R		18-0235	18-0235K		Ø 180,0	
	87-89		R		51-0039		Luc	Ø 19,05 180,0x30	CRCl, RAI, -ABS
	87-89		R		51-0040		Luc	Ø 19,05 180,0x40	RAI, +ABS
1.9 GTi Eng.D6B(XU9JA/ Z) (94-96kW)	10/87-9/98		R		22-0038-0		Bdx	Th 11,0	
	87-98		F		23-0238			Ø 247,0 Th 20,5-18,5	Vent.
	87-98		R		23-0216			Ø 247,5 Th 8,0-7,0	
	10/87-9/98		R		53-0344		Luc	180,0x42	Hand Brake
1.9 GTi Eng.DKZ(XU9JAZ) (88kW)	10/87-10/94		F		22-0037-0		Bdx	Th 18,0	
	10/87-10/94		F		22-0049-1		Gir	Th 17,5	
	90-		R		22-0038-0		Bdx	Th 11,0	
	87-94		F		23-0238			Ø 247,0 Th 20,5-18,5	Vent.
	87-94		R		23-0216			Ø 247,5 Th 8,0-7,0	
	10/87-10/94		R		53-0344		Luc	180,0x42	Hand Brake
1.9 GTI, CTI Cabrio, Kat Eng.DFZ(XU9J1) (75kW)	-90		F		22-0037-0		Bdx	Th 18,0	
	-90		F		22-0049-1		Gir	Th 17,5	
	90-		F		22-0120-0	22-0120-0K	Gir	Th 18,0	
	87-94		F		23-0238			Ø 247,0 Th 20,5-18,5	Vent.
	87-94		R		23-0216			Ø 247,5 Th 8,0-7,0	
	3/87-12/94		R		53-0344		Luc	180,0x42	Hand Brake
	87-94		R		18-0235	18-0235K		Ø 180,0	
	90-94		R		51-0040		Luc	Ø 19,05 180,0x40	RAI, +ABS
1.9 Sport MI-16 Eng.D6C(XU9J4) (118kW)	1/87-9/98		R		53-0344		Luc	180,0x42	Hand Brake
<b>206 (2A/C), SW 9/98-3/06</b>									
1.1 Eng.HDZ(TU1M)/ HFX(TU1JP) (44kW)	02-		F		22-0254-1		Bosch	Th 18,0	Only SW
	9/98-		F		22-0254-0		Bosch	Th 18,0	Ch -08882
	9/98-		F		22-0254-1		Bosch	Th 18,0	Ch 08883-
	98-		F		23-0486			Ø 247,0 Th 13,0-11,0	+ABS
	98-		F		23-0100		Bdx	Ø 247,0 Th 10,0-9,0	-ABS




























































		Spare Parts	F/R	L/R	METELLI ref.	METELLI ref. w/KIT		DIMENSIONS mm.	NOTE
1.1 Eng.HDZ(TU1M)/ HFX(TU1JP) (44kW)	9/98-3/06		R		53-0328		Bdx	180,0x32	
	9/98-3/06		R		53-0350		Luc	203,0x38	Hand Brake
	9/98-3/06		R		53-0332		Luc	203,0x39	
	98-		R		18-0241	18-0241K		Ø 180,0	-ABS
	98-		R		18-0246	18-0246K		Ø 203,0	+ABS
	98-		R		51-0093		Bdx	Ø 19,05 180,0x32	RAI, +PS
	98-		R		51-0092		Bdx	Ø 20,64 180,0x32	CRCI, RAI
	98-8/02		R		51-0134		Luc	Ø 20,64 203,0x38	LUC, +ABS
	98-		R		51-0193		Luc	Ø 20,64 203,0x39	Ch 09457-, LUC, +ABS
1.4 Eng.KFW/ KFX(TU3JP) (55kW)	02-		F		22-0254-1		Bosch	Th 18,0	Only SW
	9/98-		F		22-0254-0		Bosch	Th 18,0	Ch -08882
	9/98-		F		22-0254-1		Bosch	Th 18,0	Ch 08883-
	98-		F		23-0486			Ø 247,0 Th 13,0-11,0	+ABS
	9/98-3/06		R		53-0328		Bdx	180,0x32	
	9/98-3/06		R		53-0350		Luc	203,0x38	Hand Brake
	9/98-3/06		R		53-0332		Luc	203,0x39	
	98-		R		18-0241	18-0241K		Ø 180,0	-ABS
	98-		R		18-0246	18-0246K		Ø 203,0	+ABS
	98-		R		51-0093		Bdx	Ø 19,05 180,0x32	RAI, +PS
	98-		R		51-0092		Bdx	Ø 20,64 180,0x32	CRCI, RAI
	98-		R		51-0134		Luc	Ø 20,64 203,0x38	LUC, +ABS
	98-		R		51-0193		Luc	Ø 20,64 203,0x39	Ch 09457-, LUC, +ABS
1.4 16v Eng.KFU(ET3J4) (65kW)	10/03-		F		22-0327-0		Bosch	Th 19,0	
	03-		F		23-0555			Ø 266,0 Th 22,0-20,0	Vent.
	03-		R		23-0271			Ø 247,0 Th 8,0-6,0	
	10/03-3/06		R		53-0328		Bdx	180,0x32	
	10/03-3/06		R		53-0350		Luc	203,0x38	Hand Brake
	10/03-3/06		R		53-0332		Luc	203,0x39	
	03-		R		18-0246	18-0246K		Ø 203,0	+ABS
	03-		R		51-0093		Bdx	Ø 19,05 180,0x32	RAI, +PS
	03-		R		51-0092		Bdx	Ø 20,64 180,0x32	CRCI, RAI
	03-		R		51-0134		Luc	Ø 20,64 203,0x38	LUC, +ABS
	03-		R		51-0193		Luc	Ø 20,64 203,0x39	Ch 09457-, LUC, +ABS
1.4 HDi Eng.DV4TD (50kW)	9/01-		F		22-0254-1		Bosch	Th 18,0	
	01-		F		23-0238			Ø 247,0 Th 20,5-18,5	Vent.
	9/01-3/06		R		53-0328		Bdx	180,0x32	
	9/01-3/06		R		53-0332		Luc	203,0x39	
	01-		R		18-0246	18-0246K		Ø 203,0	+ABS
	01-		R		51-0134		Luc	Ø 20,64 203,0x38	LUC, +ABS
	01-		R		51-0193		Luc	Ø 20,64 203,0x39	Ch 09457-, LUC, +ABS
1.6 (Exc. SW) Eng.NFZ(TU5JP) (65kW)	9/98-12/00		F		22-0254-0		Bosch	Th 18,0	Ch -08749
	9/98-12/00		F		22-0254-1		Bosch	Th 18,0	Ch 08750-
	98-		F		23-0238			Ø 247,0 Th 20,5-18,5	Vent.
	9/98-12/00		R		53-0328		Bdx	180,0x32	
	9/98-12/00		R		53-0350		Luc	203,0x38	Hand Brake
	9/98-12/00		R		53-0332		Luc	203,0x39	
	98-		R		18-0241	18-0241K		Ø 180,0	-ABS
	98-		R		18-0246	18-0246K		Ø 203,0	+ABS
	98-		R		51-0093		Bdx	Ø 19,05 180,0x32	RAI, +PS
	98-12/00		R		51-0092		Bdx	Ø 20,64 180,0x32	CRCI, RAI
98-12/00		R		51-0134		Luc	Ø 20,64 203,0x38	LUC, +ABS	
1.6 16v Eng.NFU(TU5JP4) (80-87kW)	12/00-		F		22-0313-0		Bosch	Th 18,0	Ch -08777
	12/00-		F		22-0313-1		Bosch	Th 18,0	Ch 08778-09078
	12/00-		F		22-0327-0		Bosch	Th 19,0	Only SW
	12/00-		F		22-0327-0		Bosch	Th 19,0	Ch 09079-
	12/00-		R		22-0038-0		Bdx	Th 11,0	
	00-		F		23-0555			Ø 266,0 Th 22,0-20,0	Ch 09079-, Vent.
	00-		F		23-0191			Ø 265,8 Th 20,5-18,4	Ch -09078, Vent.
	00-		R		23-0271			Ø 247,0 Th 8,0-6,0	
	12/00-3/06		R		53-0328		Bdx	180,0x32	
	12/00-3/06		R		53-0350		Luc	203,0x38	Hand Brake
	12/00-3/06		R		53-0332		Luc	203,0x39	
	00-		R		51-0193		Luc	Ø 20,64 203,0x39	Ch 09457-, LUC, +ABS
	1.6 HDi 16v FAP Eng.DV6TED4 (80kW)	5/04-		F		22-0327-0		Bosch	Th 19,0
5/04-			R		22-0038-0		Bdx	Th 11,0	
5/04-			F		23-0555			Ø 266,0 Th 22,0-20,0	Vent.
5/04-			R		23-0271			Ø 247,0 Th 8,0-6,0	



		Spare Parts	F/R	L/R	METELLI ref.	METELLI ref. w/KIT		DIMENSIONS mm.	NOTE
1.9 D (Exc. SW) Eng.WJZ/WJY(DW8/B) (51kW)	9/98-11/01	F			22-0254-0		Bosch	Th 18,0	Ch -08749
	9/98-11/01	F			22-0254-1		Bosch	Th 18,0	Ch 08750-
	98-	F			23-0238			Ø 247,0 Th 20,5-18,5	Vent.
	9/98-11/01	R			53-0328		Bdx	180,0x32	
	9/98-11/01	R			53-0350		Luc	203,0x38	Hand Brake
	9/98-11/01	R			53-0332		Luc	203,0x39	
	98-	R			18-0241	18-0241K		Ø 180,0	-ABS
	98-	R			18-0246	18-0246K		Ø 203,0	Exc. Scandinavia, +ABS
	98-	R			51-0093		Bdx	Ø 19,05 180,0x32	RAI, +PS
	98-	R			51-0094		Bdx	Ø 19,05 180,0x32	CRCI, RAI
98-11/01	R			51-0134		Luc	Ø 20,64 203,0x38	LUC, +ABS	
98-01	R			51-0193		Luc	Ø 20,64 203,0x39	Ch 09457-, LUC, +ABS	
2.0 16v Eng.RFN(EW10J4) (100kW)	10/00-	F			22-0313-0		Bosch	Th 18,0	Ch -08777
	10/00-	F			22-0313-1		Bosch	Th 18,0	Ch 08778-09078
	10/00-	F			22-0327-0		Bosch	Th 19,0	Only SW
	10/00-	F			22-0327-0		Bosch	Th 19,0	Ch 09079-
	10/00-	R			22-0038-0		Bdx	Th 11,0	
	00-00-	F			23-0555			Ø 266,0 Th 22,0-20,0	Vent.
2.0 16v (Exc. SW) Eng.RFR(DEW10J4) (99kW)	4/99-10/00	F			22-0313-0		Bosch	Th 18,0	Ch -08777
	4/99-10/00	F			22-0313-1		Bosch	Th 18,0	Ch 08778-09078
	4/99-10/00	F			22-0327-0		Bosch	Th 19,0	Ch 09079-
	4/99-10/00	R			22-0038-0		Bdx	Th 11,0	
	4/99-	F			23-0555			Ø 266,0 Th 22,0-20,0	Vent.
	4/99-	R			23-0271			Ø 247,0 Th 8,0-6,0	
2.0 HDi Eng.RHY(DW10TD) (66kW)	12/99-	F			22-0313-0		Bosch	Th 18,0	Ch -08777
	12/99-	F			22-0313-1		Bosch	Th 18,0	Ch 08778-09078
	12/99-	F			22-0327-0		Bosch	Th 19,0	Only SW
	12/99-	F			22-0327-0		Bosch	Th 19,0	Ch 09079-
	99-	F			23-0555			Ø 266,0 Th 22,0-20,0	Ch 09079-, Vent.
	99-	F			23-0191			Ø 265,8 Th 20,5-18,4	Ch -09078, Vent.
	12/99-3/06	R			53-0332		Luc	203,0x39	
	99-	R			18-0246	18-0246K		Ø 203,0	Exc. Scandinavia, +ABS
	99-8/02	R			51-0134		Luc	Ø 20,64 203,0x38	LUC, +ABS
	99-	R			51-0193		Luc	Ø 20,64 203,0x39	Ch 09457-, LUC, +ABS
2.0 RC (Exc. SW) Eng.RFK(EW10J4S) (130kW)	7/03-	F			22-0322-1		Bosch	Th 19,0	
	7/03-	R			22-0038-0		Bdx	Th 11,0	
<b>207, SW 4/06-</b>									
1.4 Eng.KFV(TU3JP) (53kW)	4/06-	F			22-0327-0		Bosch	Th 19,0	
	4/06-	F			23-0555			Ø 266,0 Th 22,0-20,0	Vent.
	4/06-	R			53-0333			228,6x42	
	06-	R			51-0205		Bosch	Ø 20,64 228,6x42	CRCI, BOSCH, -ABS
1.4 16v Eng.EP3 (70kW)	8/07-	F			22-0327-0		Bosch	Th 19,0	
	07-	F			23-0566			Ø 282,7 Th 26,0-24,0	Vent.
	8/07-	R			53-0333			228,6x42	
1.4 16v Eng.KFU(ET3J4) (65kW)	4/06-	F			22-0327-0		Bosch	Th 19,0	
	4/06-	F			23-0555			Ø 266,0 Th 22,0-20,0	Vent.
	4/06-	R			53-0333			228,6x42	
1.4 HDi Eng.8HZ(DV4TD) (50kW)	4/06-	F			22-0327-0		Bosch	Th 19,0	
	4/06-	F			23-0555			Ø 266,0 Th 22,0-20,0	Vent.
	4/06-	R			53-0333			228,6x42	
	06-	R			51-0205		Bosch	Ø 20,64 228,6x42	CRCI, BOSCH, -ABS
1.6 16v Eng.5FY(EP6DTS) (128kW)	8/07-	F			22-0548-1		Ate	Th 19,0	
	8/07-	R			22-0639-0		Bosch	Th 17,5	
	07-	F			23-0751			Ø 302,0 Th 26,0-24,0	Vent.
	07-	R			23-0878			Ø 249,0 Th 9,0-7,0	(+o)
1.6 16v Eng.NFU(TU5JP4) (80kW)	4/06-	F			22-0322-1		Bosch	Th 19,0	
	4/06-	R			22-0639-0		Bosch	Th 17,5	
	4/06-	F			23-0566			Ø 282,7 Th 26,0-24,0	Vent.
	06-	R			23-0878			Ø 249,0 Th 9,0-7,0	(+o)
1.6 16v, Coupè Eng.5FW(EP6) (88kW)	4/07-	F			22-0322-1		Bosch	Th 19,0	
	4/07-	R			22-0639-0		Bosch	Th 17,5	
	07-	F			23-0566			Ø 282,7 Th 26,0-24,0	Vent.
	07-	R			23-0878			Ø 249,0 Th 9,0-7,0	(+o)
1.6 16v, Coupè Eng.5FX(EP6DT) (110kW)	4/06-	F			22-0322-1		Bosch	Th 19,0	
	4/06-	R			22-0639-0		Bosch	Th 17,5	
	4/06-	F			23-0566			Ø 282,7 Th 26,0-24,0	Vent.































		Spare Parts	F/R	L/R	METELLI ref.	METELLI ref. w/KIT		DIMENSIONS mm.	NOTE
1.6 16v, Coupé Eng.5FX(EP6DT) (110kW)	06-		R		23-0878			Ø 249,0 Th 9,0-7,0	(+o)
1.6 HDi 16v Eng.9HZ(DV6ATED4) (66kW)	4/06-		F		22-0322-1		Bosch	Th 19,0	
	4/06-		R		22-0639-0		Bosch	Th 17,5	
	4/06-		F		23-0566			Ø 282,7 Th 26,0-24,0	Vent.
	06-		R		23-0878			Ø 249,0 Th 9,0-7,0	(+o)
1.6 HDi 16v FAP, Coupé, Cabrio Eng.DV6TED4 (80kW)	4/06-		F		22-0322-1		Bosch	Th 19,0	
	4/06-		R		22-0639-0		Bosch	Th 17,5	
	4/06-		F		23-0566			Ø 282,7 Th 26,0-24,0	Vent.
	06-		R		23-0878			Ø 249,0 Th 9,0-7,0	(+o)
<b>3008 7/09-</b>									
1.6 16v THP (110kW)	09-		F		23-0985			Ø 302,0 Th 26,0-24,0	Vent.
1.6 16v Vti (88kW)	09-		F		23-0566			Ø 283,0 Th 26,0-24,0	Vent.
1.6 HDi (80kW)	09-		F		23-0566			Ø 283,0 Th 26,0-24,0	Vent.
2.0 HDi (110kW)	09-		F		23-0985			Ø 302,0 Th 26,0-24,0	Vent.
2.0 HDi (120kW)	09-		F		23-0985			Ø 302,0 Th 26,0-24,0	Vent.
<b>304 10/69-10/80</b>									
1.1 Break Eng.XK5 (40-43kW)	10/76-10/80		F		22-0015-1		Ate	Th 16,5	
	10/76-10/80		F		22-0005-1		Bdx	Th 14,0	
	76-78		F		23-0024			Ø 256,0 Th 10,0-9,0	
	78-80		F		23-0057			Ø 263,0 Th 10,0-9,0	
	76-80		R		51-0008		Bdx	Ø 23,81 228,0x42	RAD, Berlina, Break
1.3 Break, GT, Coupé, Cabrio Eng.XL3/ XL3S (48-55kW)	69-75		F		23-0024			Ø 256,0 Th 10,0-9,0	
	8/75-9/75		R		51-0008		Bdx	Ø 23,81 228,0x42	RAD, Berlina, Break
1.3, Break Eng.118(XL5/ S) (44-48-51kW)	9/72-11/79		F		22-0015-1		Ate	Th 16,5	
	9/72-11/79		F		22-0005-1		Bdx	Th 14,0	
	72-79		F		23-0024			Ø 256,0 Th 10,0-9,0	
	72-79		F		23-0057			Ø 263,0 Th 10,0-9,0	
	9/72-11/79		R		53-0340	53-0340K	Bdx	228,6x42	Hand Brake
	9/72-11/79		R		53-0475		Luc	228,6x42	Hand Brake
	7/75-79		R		51-0008		Bdx	Ø 23,81 228,0x42	RAD, Berlina, Break
1.3, Coupé, Cabrio Eng.118(XL5/ S) (44-51-55kW)	72-76		F		23-0024			Ø 256,0 Th 10,0-9,0	
	8/75-76		R		51-0008		Bdx	Ø 23,81 228,0x42	RAD, Berlina, Break
1.4 D, Break Eng.XL4D (33kW)	10/76-10/79		F		22-0015-1		Ate	Th 16,5	
	10/76-10/79		F		22-0005-1		Bdx	Th 14,0	
	76-78		F		23-0024			Ø 256,0 Th 10,0-9,0	
	78-79		F		23-0057			Ø 263,0 Th 10,0-9,0	
	10/76-10/79		R		53-0340	53-0340K	Bdx	228,6x42	Hand Brake
	10/76-10/79		R		53-0475		Luc	228,6x42	Hand Brake
	76-79		R		51-0008		Bdx	Ø 23,81 228,0x42	RAD, Berlina, Break
	76-79		R		51-0105		Luc	Ø 22,00 228,6x42	LUC
1.5 D, Break Eng.149(XID) (32-36kW)	10/76-10/80		F		22-0015-1		Ate	Th 16,5	
	10/76-10/80		F		22-0005-1		Bdx	Th 14,0	
<b>305 I (581A) 11/77-9/82</b>									
1.3, Break Eng.118(XL5/ S/ XK5) (40-44-48-51kW)	11/77-9/82		F		22-0015-1		Ate	Th 16,5	
	11/77-9/82		F		22-0005-1		Bdx	Th 14,0	
	-82		F		23-0057			Ø 263,0 Th 10,0-9,0	Ch -8987000
	-82		F		23-0097			Ø 266,0 Th 10,0-9,0	Ch 8987001-
	11/77-9/82		R		53-0340	53-0340K	Bdx	228,6x42	Hand Brake
	11/77-9/82		R		53-0475		Luc	228,6x42	Hand Brake
	77-82		R		51-0008		Bdx	Ø 23,81 228,0x42	RAD, Berlina
	77-82		R		51-0105		Luc	Ø 22,00 228,6x42	LUC
1.5 Eng.117(XR5A/ S) (65kW)	5/80-9/82		F		22-0015-1		Ate	Th 16,5	
	5/80-9/82		F		22-0005-1		Bdx	Th 14,0	
	-82		F		23-0057			Ø 263,0 Th 10,0-9,0	Ch -8987000
	-82		F		23-0097			Ø 266,0 Th 10,0-9,0	Ch 8987001-
	5/80-9/82		R		53-0340	53-0340K	Bdx	228,6x42	Hand Brake
	5/80-9/82		R		53-0475		Luc	228,6x42	Hand Brake
	80-82		R		51-0008		Bdx	Ø 23,81 228,0x42	RAD, Berlina
1.5 D, Break Eng.149(XID) (32-36kW)	80-82		R		51-0105		Luc	Ø 22,00 228,6x42	LUC
	11/77-9/82		F		22-0015-1		Ate	Th 16,5	
	11/77-9/82		F		22-0005-1		Bdx	Th 14,0	
	77-82		F		23-0057			Ø 263,0 Th 10,0-9,0	Ch -8987000
	-82		F		23-0097			Ø 266,0 Th 10,0-9,0	Ch 8987001-
	11/77-9/82		R		53-0340	53-0340K	Bdx	228,6x42	Hand Brake
11/77-9/82		R		53-0475		Luc	228,6x42	Hand Brake	

		Spare Parts	F/R	L/R	METELLI ref.	METELLI ref. w/KIT		DIMENSIONS mm.	NOTE
1.5 D, Break Eng.149(XID) (32-36kW)	77-82		R		51-0008		Bdx	Ø 23,81 228,0x42	RAD, Berlina
	77-82		R		51-0105		Luc	Ø 22,00 228,6x42	LUC
1.5, Break Eng.142(XR5A/ S) (54kW)	11/79-9/82		F		22-0015-1		Ate	Th 16,5	
	11/79-9/82		F		22-0005-1		Bdx	Th 14,0	
	-82		F		23-0057			Ø 263,0 Th 10,0-9,0	Ch -8987000
			F		23-0097			Ø 266,0 Th 10,0-9,0	Ch 8987001-
	11/79-9/82		R		53-0340	53-0340K	Bdx	228,6x42	Hand Brake
	11/79-9/82		R		53-0475		Luc	228,6x42	Hand Brake
	79-82		R		51-0008		Bdx	Ø 23,81 228,0x42	RAD, Berlina
	79-82		R		51-0105		Luc	Ø 22,00 228,6x42	LUC
<b>305 II (581M/E), Break 10/82-7/90</b>									
1.3 Eng.118(XL5/ S) (44-51kW)	-85		F		22-0036-1		Bdx	Th 18,0	
	85-		F		22-0037-0		Bdx	Th 18,0	
	-85		F		23-0057			Ø 263,0 Th 10,0-9,0	Ch -8987000
			F		23-0097			Ø 266,0 Th 10,0-9,0	Ch 8987001-
	10/82-8/85		R		53-0324	53-0324K	Bdx	228,6x42	Hand Brake
	10/82-8/85		R		53-0340	53-0340K	Bdx	228,6x42	Hand Brake
	82-85		R		18-0233			Ø 228,5	
	-85		R		51-0041		Bdx	Ø 20,64 228,0x42	Ch 8987001-, RAD, Berlina
1.5 Eng.142(XR5) (50kW)	9/85-7/90		F		23-0057			Ø 263,0 Th 10,0-9,0	Ch -8987000
			F		23-0097			Ø 266,0 Th 10,0-9,0	Ch 8987001-
	9/85-7/90		R		53-0324	53-0324K	Bdx	228,6x42	Hand Brake
			R		53-0340	53-0340K	Bdx	228,6x42	Hand Brake
1.5 Eng.142(XR5A/ S) (54kW)	-85		F		22-0036-1		Bdx	Th 18,0	
	85-		F		22-0037-0		Bdx	Th 18,0	
	-85		F		23-0057			Ø 263,0 Th 10,0-9,0	Ch -8987000
			F		23-0097			Ø 266,0 Th 10,0-9,0	Ch 8987001-
	10/82-8/85		R		53-0324	53-0324K	Bdx	228,6x42	Hand Brake
	10/82-8/85		R		53-0340	53-0340K	Bdx	228,6x42	Hand Brake
	82-85		R		18-0233			Ø 228,5	
	-85		R		51-0041		Bdx	Ø 20,64 228,0x42	Ch 8987001-, RAD, Berlina
1.6 Eng.171 (XU5S) (66kW)	-85		F		22-0036-1		Bdx	Th 18,0	
	85-		F		22-0037-0		Bdx	Th 18,0	
	-82		F		23-0057			Ø 263,0 Th 10,0-9,0	Ch -8987000
			F		23-0097			Ø 266,0 Th 10,0-9,0	Ch 8987001-
	10/82-8/87		R		53-0324	53-0324K	Bdx	228,6x42	Hand Brake
	10/82-8/87		R		53-0340	53-0340K	Bdx	228,6x42	Hand Brake
	82-87		R		18-0233			Ø 228,5	
	-87		R		51-0041		Bdx	Ø 20,64 228,0x42	Ch 8987001-, RAD, Berlina
1.6 Eng.171 (XU5S) (71kW)	10/82-6/88		R		53-0324	53-0324K	Bdx	228,6x42	Hand Brake
	10/82-6/88		R		53-0340	53-0340K	Bdx	228,6x42	Hand Brake
1.6 Eng.B1A(XU51C) (55kW)	-85		F		22-0036-1		Bdx	Th 18,0	
	85-		F		22-0037-0		Bdx	Th 18,0	
	-87		F		23-0057			Ø 263,0 Th 10,0-9,0	Ch -8987000
			F		23-0097			Ø 266,0 Th 10,0-9,0	Ch 8987001-
	10/82-7/88		R		53-0324	53-0324K	Bdx	228,6x42	Hand Brake
	10/82-7/88		R		53-0340	53-0340K	Bdx	228,6x42	Hand Brake
1.6 Eng.BAZ(XU5CP) (54kW)	11/86-12/88		F		22-0037-0		Bdx	Th 18,0	
	-88			F		23-0057			Ø 263,0 Th 10,0-9,0
		F			23-0097			Ø 266,0 Th 10,0-9,0	Ch 8987001-
	11/86-12/88		R		53-0324	53-0324K	Bdx	228,6x42	Hand Brake
	11/86-12/88		R		53-0340	53-0340K	Bdx	228,6x42	Hand Brake
	86-88		R		18-0233			Ø 228,5	
-88	R			51-0041		Bdx	Ø 20,64 228,0x42	Ch 8987001-, RAD, Berlina	
1.6 (Exc. Break) Eng.171B(XU5S) (69kW)	-85		F		22-0036-1		Bdx	Th 18,0	
	85-		F		22-0037-0		Bdx	Th 18,0	
	-85		F		23-0057			Ø 263,0 Th 10,0-9,0	Ch -8987000
			F		23-0097			Ø 266,0 Th 10,0-9,0	Ch 8987001-
	10/82-6/88		R		53-0324	53-0324K	Bdx	228,6x42	Hand Brake
	10/82-6/88		R		53-0340	53-0340K	Bdx	228,6x42	Hand Brake
1.8 D Eng.161A(XUD7) (44kW)	-87		F		23-0057			Ø 263,0 Th 10,0-9,0	Ch -8987000
			F		23-0097			Ø 266,0 Th 10,0-9,0	Ch 8987001-
	82-87		R		18-0233			Ø 228,5	
	-88		R		51-0041		Bdx	Ø 20,64 228,0x42	Ch 8987001-, RAD, Berlina
1.9 Eng.159(XU9C/ 2S) (75kW)	-85		F		22-0036-1		Bdx	Th 18,0	
	85-		F		22-0037-0		Bdx	Th 18,0	
	82-85		F		23-0191			Ø 265,8 Th 20,5-18,4	Vent.






























































		Spare Parts	F/R	L/R	METELLI ref.	METELLI ref. w/KIT		DIMENSIONS mm.	NOTE
1.9 Eng.159(XU9C/ 2S) (75kW)	10/82-8/85		R		53-0324	53-0324K	Bdx	228,6x42	Hand Brake
	10/82-8/85		R		53-0340	53-0340K	Bdx	228,6x42	Hand Brake
	10/82-8/85		R		53-0475		Luc	228,6x42	Hand Brake
1.9 Eng.DFZ(XU9J1) (72kW)	86-88		F		23-0191			Ø 265,8 Th 20,5-18,4	Vent.
	11/86-12/88		R		53-0324	53-0324K	Bdx	228,6x42	Hand Brake
	11/86-12/88		R		53-0340	53-0340K	Bdx	228,6x42	Hand Brake
	11/86-12/88		R		53-0475		Luc	228,6x42	Hand Brake
	86-88		R		18-0233			Ø 228,5	
1.9 D Eng.162/ D9A(XUD9)/ DJZ(XUD9Y) (47kW)	-85		F		22-0036-1		Bdx	Th 18,0	
	85-		F		22-0037-0		Bdx	Th 18,0	
	-87		F		23-0057			Ø 263,0 Th 10,0-9,0	Ch -8987000
	-87		F		23-0097			Ø 266,0 Th 10,0-9,0	Ch 8987001-
	10/82-7/88		R		53-0324	53-0324K	Bdx	228,6x42	Hand Brake
	10/82-7/88		R		53-0340	53-0340K	Bdx	228,6x42	Hand Brake
	10/82-7/88		R		53-0475		Luc	228,6x42	Hand Brake
	82-87		R		18-0233			Ø 228,5	
	-88		R		51-0041		Bdx	Ø 20,64 228,0x42	Ch 8987001-, RAD, Berlina
	1.9 Sport MI-16 Eng.D6C(XU9J4) (118kW)	1/83-7/90		R		53-0340	53-0340K	Bdx	228,6x42
<b>306 (7B, N3) 5/93-10/00</b>									
1.1 Eng.HDZ(TU1M/ MZ) (44kW)	-97		F		22-0156-0		Ate	Th 17,0	+ABS
	-97		F		22-0037-1		Bdx	Th 18,0	-ABS
	93-		F		23-0100		Bdx	Ø 247,0 Th 10,0-9,0	
	5/93-10/00		R		53-0022	53-0022Y	Bdx	180,0x32	Hand Brake
	5/93-10/00		R		53-0350		Luc	203,0x38	Hand Brake
	2/93-96		R		18-0238	18-0238K		Ø 180,0	-ABS
	2/93-		R		51-0004		Bdx	Ø 20,64 180,0x30	CRCI, RAI
	2/93-		R		51-0054		Luc	Ø 20,64 180,0x30	CRCI, RAI
1.4 Eng.KDY(TU3A/ AN/ S/ M/ 2/ 2K) (47kW)	1/93-10/00		R		53-0022	53-0022Y	Bdx	180,0x32	Hand Brake
	1/93-10/00		R		53-0327		Bdx	228,6x42	Hand Brake
	1/93-10/00		R		53-0322		Luc	180,0x32	Hand Brake
	1/93-10/00		R		53-0350		Luc	203,0x38	Hand Brake
1.4 SL Eng.KFW/ KFX(TU3JP)/ KDX(TU3MC) (55kW)	-97		F		22-0156-0		Ate	Th 17,0	+ABS
	-97		F		22-0037-1		Bdx	Th 18,0	-ABS
	97-		F		22-0156-1		Ate	Th 17,0	+ABS
	97-		F		22-0254-0		Bosch	Th 18,0	-ABS
	5/97-		F		23-0486			Ø 247,0 Th 13,0-11,0	-ABS
	93-		F		23-0238			Ø 247,0 Th 20,5-18,5	Vent., +ABS
	93-4/97		F		23-0100		Bdx	Ø 247,0 Th 10,0-9,0	-ABS
	5/93-10/00		R		53-0022	53-0022Y	Bdx	180,0x32	Hand Brake
	5/93-10/00		R		53-0327		Bdx	228,6x42	Hand Brake
	5/93-10/00		R		53-0322		Luc	180,0x32	Hand Brake
	5/93-10/00		R		53-0350		Luc	203,0x38	Hand Brake
	2/93-		R		18-0238	18-0238K		Ø 180,0	-ABS
	6/93-		R		18-0245	18-0245K		Ø 203,0	+ABS
	2/93-		R		51-0004		Bdx	Ø 20,64 180,0x30	CRCI, RAI
97-00		R		51-0133		Luc	Ø 20,64 203,0x38	LUC, +ABS	
1.6 SR, Cabrio Eng.NFZ(TU5JP) (65-66kW)	-97		F		22-0156-0		Ate	Th 17,0	
	97-		F		22-0156-1		Ate	Th 17,0	
	93-		F		23-0238			Ø 247,0 Th 20,5-18,5	Vent.
	5/93-10/00		R		53-0022	53-0022Y	Bdx	180,0x32	Hand Brake
	5/93-10/00		R		53-0327		Bdx	228,6x42	Hand Brake
	5/93-10/00		R		53-0322		Luc	180,0x32	Hand Brake
	5/93-10/00		R		53-0350		Luc	203,0x38	Hand Brake
	6/93-		R		18-0238	18-0238K		Ø 180,0	-ABS
	6/93-		R		18-0245	18-0245K		Ø 203,0	+ABS
	2/93-		R		51-0004		Bdx	Ø 20,64 180,0x30	CRCI, RAI
97-00		R		51-0133		Luc	Ø 20,64 203,0x38	LUC, +ABS	
1.6, Cabrio Eng.NFT (72kW)	10/00-		F		22-0156-1		Ate	Th 17,0	
	00-		F		23-0238			Ø 247,0 Th 20,5-18,5	Vent.
	10/00-10/00		R		53-0022	53-0022Y	Bdx	180,0x32	Hand Brake
	10/00-10/00		R		53-0327		Bdx	228,6x42	Hand Brake
	10/00-10/00		R		53-0322		Luc	180,0x32	Hand Brake
	10/00-10/00		R		53-0350		Luc	203,0x38	Hand Brake
	00-		R		18-0238	18-0238K		Ø 180,0	-ABS
00-		R		18-0245	18-0245K		Ø 203,0	+ABS	

		Spare Parts	F/R	L/R	METELLI ref.	METELLI ref. w/KIT		DIMENSIONS mm.	NOTE		
1.6, Cabrio Eng.NFT (72kW)	00-00-		R		51-0143		Bosch	Ø 22,00 228,0x42	+ABS		
			R		51-0133		Luc	Ø 20,64 203,0x38	LUC, +ABS		
1.8 16v, Cabrio Eng.LFY(XU7JP4) (81kW)	97-		F		23-0191			Ø 265,8 Th 20,5-18,4	Vent.		
	97-		R		23-0271			Ø 247,0 Th 8,0-6,0			
	3/97-10/00		R		53-0327		Bdx	228,6x42	+/-ABS, Hand Brake		
1.8 D Eng.A9A(XUD7) (43kW)	93-		F		23-0238			Ø 247,0 Th 20,5-18,5	Vent.		
	93-		F		23-0100		Bdx	Ø 247,0 Th 10,0-9,0			
	6/93-		R		18-0238	18-0238K		Ø 180,0	-ABS		
	6/93-		R		18-0245	18-0245K		Ø 203,0	+ABS		
1.8, Cabrio Eng.LFZ(XU7JP) (74kW)	00-01		F		22-0313-0		Bosch	Th 18,0	+ABS		
	00-01		F		22-0217-1		Gir	Th 19,0	+ABS		
	-97		F		22-0156-0		Ate	Th 17,0			
	97-		F		22-0156-1		Ate	Th 17,0	-ABS		
	97-00		F		22-0217-0		Gir	Th 19,0	+ABS		
	5/93-		R		22-0038-0		Bdx	Th 11,0			
	93-		F		23-0238			Ø 247,0 Th 20,5-18,5	Vent.		
	93-4/97		R		23-0271			Ø 247,0 Th 8,0-6,0	+ABS		
	5/93-10/00		R		53-0022	53-0022Y	Bdx	180,0x32	-ABS, Hand Brake		
	5/93-10/00		R		53-0323		Bdx	228,6x42	+ABS, Hand Brake		
	5/93-10/00		R		53-0322		Luc	180,0x32	-ABS, Hand Brake		
	5/93-10/00		R		53-0350		Luc	203,0x38	Hand Brake		
	4/94-96		R		18-0238	18-0238K		Ø 180,0	-ABS		
	7/93-96		R		18-0245	18-0245K		Ø 203,0	+ABS		
	2/93-		R		51-0004		Bdx	Ø 20,64 180,0x30	CRCl, RAI		
	93-95		R		51-0005		Bdx	Ø 20,64 228,6x42	RAI, +ABS		
	97-00		R		51-0133		Luc	Ø 20,64 203,0x38	LUC, +ABS		
	1.8i Eng.L6A(XU7P/ K) (69kW)		93-		F		23-0238			Ø 247,0 Th 20,5-18,5	Vent.
			93-		R		23-0271			Ø 247,0 Th 8,0-6,0	+ABS
			5/93-10/00		R		53-0022	53-0022Y	Bdx	180,0x32	-ABS, Hand Brake
5/93-10/00		R			53-0323		Bdx	228,6x42	+ABS, Hand Brake		
5/93-10/00		R			53-0322		Luc	180,0x32	-ABS, Hand Brake		
5/93-10/00		R			53-0350		Luc	203,0x38	Hand Brake		
93-		R			18-0238	18-0238K		Ø 180,0	-ABS		
93-	R		18-0245	18-0245K		Ø 203,0	+ABS				
1.9 D Eng.DHV(XUD9BSD) (55kW)	98-		F		22-0156-1		Ate	Th 17,0			
	98-		F		23-0238			Ø 247,0 Th 20,5-18,5	Vent.		
	3/98-10/00		R		53-0022	53-0022Y	Bdx	180,0x32	Hand Brake		
	3/98-10/00		R		53-0327		Bdx	228,6x42	Hand Brake		
	3/98-10/00		R		53-0322		Luc	180,0x32	Hand Brake		
	3/98-10/00		R		53-0350		Luc	203,0x38	Hand Brake		
	98-		R		18-0238	18-0238K		Ø 180,0	-ABS		
	98-		R		18-0245	18-0245K		Ø 203,0	+ABS		
	4/98-8/00		R		51-0143		Bosch	Ø 22,00 228,0x42	+ABS		
	97-00		R		51-0133		Luc	Ø 20,64 203,0x38	LUC, +ABS		
1.9 D Eng.WJZ/ WJY(DW8/ B) (51kW)	98-		F		22-0156-1		Ate	Th 17,0			
	98-		F		23-0191			Ø 265,8 Th 20,5-18,4	Vent.		
	9/98-10/00		R		53-0022	53-0022Y	Bdx	180,0x32	Hand Brake		
	9/98-10/00		R		53-0327		Bdx	228,6x42	Hand Brake		
	9/98-10/00		R		53-0322		Luc	180,0x32	Hand Brake		
	9/98-10/00		R		53-0350		Luc	203,0x38	Hand Brake		
	98-		R		18-0238	18-0238K		Ø 180,0	-ABS		
	98-		R		18-0245	18-0245K		Ø 203,0	+ABS		
	98-		R		51-0004		Bdx	Ø 20,64 180,0x30	CRCl, RAI, -ABS		
	98-00		R		51-0133		Luc	Ø 20,64 203,0x38	LUC, +ABS		
98-8/00	R		51-0143		Bosch	Ø 22,00 228,0x42	+ABS				
1.9 D, SLD Eng.DJZ(XUD9Y) (47kW)	-97		F		22-0156-0		Ate	Th 17,0			
	97-		F		22-0156-1		Ate	Th 17,0			
	93-4/97		F		23-0100		Bdx	Ø 247,0 Th 10,0-9,0			
	97-		F		23-0238			Ø 247,0 Th 20,5-18,5	Vent.		
	5/93-10/00		R		53-0022	53-0022Y	Bdx	180,0x32	Hand Brake		
	5/93-10/00		R		53-0327		Bdx	228,6x42	Hand Brake		
	5/93-10/00		R		53-0322		Luc	180,0x32	Hand Brake		
	5/93-10/00		R		53-0350		Luc	203,0x38	Hand Brake		
	6/93-96		R		18-0238	18-0238K		Ø 180,0	-ABS		
	6/93-96		R		18-0245	18-0245K		Ø 203,0	+ABS		
2/93-	R		51-0004		Bdx	Ø 20,64 180,0x30	CRCl, RAI				









































		Spare Parts	F/R	L/R	METELLI ref.	METELLI ref. w/KIT		DIMENSIONS mm.	NOTE
1.9 SLD Eng.DJY(XUD9A) (50-51kW)	-97		F		22-0156-0		Ate	Th 17,0	
	97-		F		22-0156-1		Ate	Th 17,0	
	6/94-4/97		F		23-0100		Bdx	Ø 247,0 Th 10,0-9,0	
			F		23-0238			Ø 247,0 Th 20,5-18,5	Vent.
	6/94-10/00		R		53-0022	53-0022Y	Bdx	180,0x32	Hand Brake
	6/94-10/00		R		53-0327		Bdx	228,6x42	Hand Brake
	6/94-10/00		R		53-0322		Luc	180,0x32	Hand Brake
	6/94-10/00		R		53-0350		Luc	203,0x38	Hand Brake
	6/94-96		R		18-0238	18-0238K		Ø 180,0	-ABS
	6/94-96		R		18-0245	18-0245K		Ø 203,0	+ABS
	97-00		R		51-0133		Luc	Ø 20,64 203,0x38	LUC, +ABS
1.9 TD Eng.DHY(XUD9TE) (66-68kW)	-97		F		22-0156-0		Ate	Th 17,0	
	97-		F		22-0156-1		Ate	Th 17,0	-ABS
	97-		F		22-0217-0		Gir	Th 19,0	+ABS
	93-		F		23-0238			Ø 247,0 Th 20,5-18,5	Vent.
	5/93-10/00		R		53-0022	53-0022Y	Bdx	180,0x32	Hand Brake
	5/93-10/00		R		53-0327		Bdx	228,6x42	Hand Brake
	5/93-10/00		R		53-0322		Luc	180,0x32	Hand Brake
	5/93-10/00		R		53-0350		Luc	203,0x38	Hand Brake
	6/93-		R		18-0245	18-0245K		Ø 203,0	+ABS
	6/93-96		R		18-0238	18-0238K		Ø 180,0	-ABS
	2/93-		R		51-0004		Bdx	Ø 20,64 180,0x30	CRCI, RAI
93-95	R			51-0005		Bdx	Ø 20,64 228,6x42	RAI, +ABS	
2.0 Eng.XU10J4R (99kW)	00-01		F		22-0313-0		Bosch	Th 18,0	
	00-01		F		22-0217-1		Gir	Th 19,0	
	97-00		F		22-0217-0		Gir	Th 19,0	
	3/97-		R		22-0038-0		Bdx	Th 11,0	
	97-		F		23-0191			Ø 265,8 Th 20,5-18,4	Vent.
	97-		R		23-0271			Ø 247,0 Th 8,0-6,0	
2.0 16v Eng.RFT(XU10J4) (110kW)	-97		F		22-0099-0		Gir	Th 19,0	
	6/94-		R		22-0038-0		Bdx	Th 11,0	
	94-		F		23-0191			Ø 265,8 Th 20,5-18,4	Vent.
	94-		R		23-0271			Ø 247,0 Th 8,0-6,0	
2.0 16v, Cabrio Eng.RFV(XU10J4R) (97kW)	00-01		F		22-0313-0		Bosch	Th 18,0	
	00-01		F		22-0217-1		Gir	Th 19,0	
	97-00		F		22-0217-0		Gir	Th 19,0	
	3/97-		R		22-0038-0		Bdx	Th 11,0	
	97-		F		23-0191			Ø 265,8 Th 20,5-18,4	Vent.
	97-		R		23-0271			Ø 247,0 Th 8,0-6,0	
2.0 HDi Eng.RHY(DW10TD) (66kW)	00-01		F		22-0313-0		Bosch	Th 18,0	
	00-01		F		22-0217-1		Gir	Th 19,0	
	99-00		F		22-0217-0		Gir	Th 19,0	
	6/99-		R		22-0038-0		Bdx	Th 11,0	
	99-		F		23-0191			Ø 265,8 Th 20,5-18,4	Vent.
99-	R			23-0271			Ø 247,0 Th 8,0-6,0		
2.0 S16 Eng.RFY(XU10J4Z) (112kW)	-97		F		22-0099-0		Gir	Th 19,0	
	5/93-		R		22-0038-0		Bdx	Th 11,0	
	93-		F		23-0191			Ø 265,8 Th 20,5-18,4	Vent.
	93-		R		23-0271			Ø 247,0 Th 8,0-6,0	
2.0 S16 GTi Eng.RFS(XU10J4RS) (120kW)	3/96-		F		22-0214-0		Gir	Th 19,0	
	3/96-		R		22-0038-0		Bdx	Th 11,0	
	96-		F		23-0336			Ø 283,0 Th 22,0-20,0	Vent.
	96-		R		23-0271			Ø 247,0 Th 8,0-6,0	
2.0, XSi, Cabrio Eng.RFX(XU10J2/2C) (89kW)	-97		F		22-0099-0		Gir	Th 19,0	
	5/93-		R		22-0038-0		Bdx	Th 11,0	
	93-		F		23-0191			Ø 265,8 Th 20,5-18,4	Vent.
	93-		R		23-0271			Ø 247,0 Th 8,0-6,0	
	5/93-10/00		R		53-0322		Luc	180,0x32	Hand Brake
<b>306 (N5) Break 5/93-10/00</b>									
1.4 SL Eng.KFW/ KFX(TU3JP)/ KDX(TU3MC) (55kW)	00-01		F		22-0313-0		Bosch	Th 18,0	+ABS
	00-01		F		22-0217-1		Gir	Th 19,0	+ABS
	97-		F		22-0156-1		Ate	Th 17,0	-ABS
	97-00		F		22-0217-0		Gir	Th 19,0	+ABS
	93-		F		23-0238			Ø 247,0 Th 20,5-18,5	Vent.
	93-		F		23-0191			Ø 265,8 Th 20,5-18,4	Vent., +ABS
	97-		R		53-0323		Bdx	228,6x42	+ABS, Hand Brake
	4/97-8/00		R		18-0233			Ø 228,5	-ABS

		Spare Parts	F/R	L/R	METELLI ref.	METELLI ref. w/KIT		DIMENSIONS mm.	NOTE	
1.4 SL Eng.KFW/ KFX(TU3JP)/ KDX(TU3MC) (55kW)	93-		R		18-0245	18-0245K		Ø 203,0	+ABS	
1.6 Eng.NFT (72kW)	00-01		F		22-0156-1		Ate	Th 17,0	-ABS	
	00-01		F		22-0313-0		Bosch	Th 18,0	+ABS	
	00-01		F		22-0217-1		Gir	Th 19,0	+ABS	
	00-		F		23-0238			Ø 247,0 Th 20,5-18,5	Vent.	
	00-		F		23-0191			Ø 265,8 Th 20,5-18,4	Vent., +ABS	
	00-		R		51-0143		Bosch	Ø 22,00 228,0x42	+ABS	
1.6 SR Eng.NFZ(TU5JP) (65kW)	97-		F		22-0156-1		Ate	Th 17,0	-ABS	
	97-00		F		22-0217-0		Gir	Th 19,0	+ABS	
	93-00		F		23-0238			Ø 247,0 Th 20,5-18,5	Vent.	
	93-00		F		23-0191			Ø 265,8 Th 20,5-18,4	Vent., +ABS	
	97-		R		53-0323		Bdx	228,6x42	+ABS, Hand Brake	
	4/97-8/00		R		18-0233			Ø 228,5	-ABS	
	93-00		R		18-0245	18-0245K		Ø 203,0	+ABS	
	4/98-8/00		R		51-0143		Bosch	Ø 22,00 228,0x42	+ABS	
1.8 Eng.LFZ(XU7JP) (74kW)	00-01		F		22-0313-0		Bosch	Th 18,0		
	00-01		F		22-0217-1		Gir	Th 19,0		
	97-00		F		22-0217-0		Gir	Th 19,0		
	5/93-		R		22-0038-0		Bdx	Th 11,0		
	93-		F		23-0238			Ø 247,0 Th 20,5-18,5	Vent.	
	93-		F		23-0191			Ø 265,8 Th 20,5-18,4	Vent., +ABS	
	97-		R		53-0323		Bdx	228,6x42	+ABS, Hand Brake	
	93-		R		18-0245	18-0245K		Ø 203,0	+ABS	
	4/98-8/00		R		51-0143		Bosch	Ø 22,00 228,0x42	+ABS	
	1.8 16v Eng.LFY(XU7JP4) (81kW)	00-01		F		22-0313-0		Bosch	Th 18,0	
00-01			F		22-0217-1		Gir	Th 19,0		
97-00			F		22-0217-0		Gir	Th 19,0		
3/97-			R		22-0038-0		Bdx	Th 11,0		
97-			F		23-0238			Ø 247,0 Th 20,5-18,5	Vent.	
97-			F		23-0191			Ø 265,8 Th 20,5-18,4	Vent., +ABS	
97-02			R		23-0271			Ø 247,0 Th 8,0-6,0		
3/97-10/00			R		53-0323		Bdx	228,6x42	+ABS, Hand Brake	
1.8 D Eng.A9A(XUD7) (43kW)		93-02		F		23-0238			Ø 247,0 Th 20,5-18,5	Vent.
		93-02		F		23-0191			Ø 265,8 Th 20,5-18,4	Vent., +ABS
	97-		R		53-0323		Bdx	228,6x42	+ABS, Hand Brake	
	4/97-8/00		R		18-0233			Ø 228,5	-ABS	
	93-02		R		18-0245	18-0245K		Ø 203,0	+ABS	
1.8i Eng.L6A(XU7P/ K) (69kW)	93-02		F		23-0238			Ø 247,0 Th 20,5-18,5	Vent.	
	93-02		F		23-0191			Ø 265,8 Th 20,5-18,4	Vent., +ABS	
	97-		R		53-0323		Bdx	228,6x42	+ABS, Hand Brake	
	93-02		R		18-0245	18-0245K		Ø 203,0	+ABS	
1.9 D Eng.DHV(XUD9BSD) (55kW)	00-01		F		22-0313-0		Bosch	Th 18,0	+ABS	
	00-01		F		22-0217-1		Gir	Th 19,0	+ABS	
	98-		F		22-0156-1		Ate	Th 17,0	-ABS	
	98-00		F		22-0217-0		Gir	Th 19,0	+ABS	
	98-02		F		23-0238			Ø 247,0 Th 20,5-18,5	Vent.	
	98-02		F		23-0191			Ø 265,8 Th 20,5-18,4	Vent., +ABS	
	3/98-10/00		R		53-0323		Bdx	228,6x42	+ABS, Hand Brake	
	98-02		R		18-0245	18-0245K		Ø 203,0	+ABS	
	98-02		R		18-0233			Ø 228,5	-ABS	
	4/98-02		R		51-0143		Bosch	Ø 22,00 228,0x42	+ABS	
1.9 D Eng.WJZ/ WJY(DW8/ B) (51kW)	00-01		F		22-0313-0		Bosch	Th 18,0	+ABS	
	00-01		F		22-0217-1		Gir	Th 19,0	+ABS	
	98-		F		22-0156-1		Ate	Th 17,0	-ABS	
	98-00		F		22-0217-0		Gir	Th 19,0	+ABS	
	98-		F		23-0238			Ø 247,0 Th 20,5-18,5	Vent.	
	98-		F		23-0191			Ø 265,8 Th 20,5-18,4	Vent., +ABS	
	9/98-10/00		R		53-0323		Bdx	228,6x42	+ABS, Hand Brake	
	98-		R		18-0245	18-0245K		Ø 203,0	+ABS	
	98-8/00		R		18-0233			Ø 228,5	-ABS	
	4/98-8/00		R		51-0143		Bosch	Ø 22,00 228,0x42	+ABS	
1.9 SLD Eng.DJY(XUD9A) (50kW)	00-01		F		22-0313-0		Bosch	Th 18,0	+ABS	
	00-01		F		22-0217-1		Gir	Th 19,0	+ABS	
	97-		F		22-0156-1		Ate	Th 17,0	-ABS	
	97-00		F		22-0217-0		Gir	Th 19,0	+ABS	
	94-02		F		23-0238			Ø 247,0 Th 20,5-18,5	Vent.	



































		Spare Parts	F/R	L/R	METELLI ref.	METELLI ref. w/KIT		DIMENSIONS mm.	NOTE
1.9 SLD Eng.DJY(XUD9A) (50kW)	94-02		F		23-0191			Ø 265,8 Th 20,5-18,4	Vent., +ABS
	97-		R		53-0323		Bdx	228,6x42	+ABS, Hand Brake
	94-02		R		18-0245	18-0245K		Ø 203,0	+ABS
	94-02		R		18-0233			Ø 228,5	-ABS
	94-02		R		51-0143		Bosch	Ø 22,00 228,0x42	+ABS
1.9 TD Eng.DHY(XUD9TE) (66-68kW)	5/93-		F		22-0156-1		Ate	Th 17,0	-ABS
	5/93-		F		22-0217-0		Gir	Th 19,0	+ABS
	93-02		F		23-0191			Ø 265,8 Th 20,5-18,4	Vent., +ABS
	97-		R		53-0323		Bdx	228,6x42	+ABS, Hand Brake
	93-02		R		18-0245	18-0245K		Ø 203,0	+ABS
2.0 16v Eng.RFV(XU10J4R) (97kW)	00-01		F		22-0313-0		Bosch	Th 18,0	
	00-01		F		22-0217-1		Gir	Th 19,0	
	97-00		F		22-0217-0		Gir	Th 19,0	
	3/97-		R		22-0038-0		Bdx	Th 11,0	
	97-		F		23-0238			Ø 247,0 Th 20,5-18,5	Vent.
	97-		F		23-0191			Ø 265,8 Th 20,5-18,4	Vent., +ABS
	97-02		R		23-0271			Ø 247,0 Th 8,0-6,0	
2.0 HDi Eng.RHY(DW10TD) (66kW)	3/97-10/00		R		53-0323		Bdx	228,6x42	+ABS, Hand Brake
	00-01		F		22-0313-0		Bosch	Th 18,0	
	00-01		F		22-0217-1		Gir	Th 19,0	
	99-00		F		22-0217-0		Gir	Th 19,0	
	99-02		F		23-0191			Ø 265,8 Th 20,5-18,4	Vent., +ABS
99-02		R		23-0271			Ø 247,0 Th 8,0-6,0		
<b>307 I (3A/C), SW 8/00-6/05</b>									
1.4 Eng.KFW(TU3JP) (55kW)	8/00-		F		22-0327-0		Bosch	Th 19,0	
	8/00-		R		22-0100-1		Gir	Th 17,0	
	00-		F		23-0555			Ø 266,0 Th 22,0-20,0	Vent., -ESP
	00-		F		23-0566			Ø 282,7 Th 26,0-24,0	Vent., +ESP
	00-		R		23-0567			Ø 246,7 Th 9,0-7,0	
1.4 16v Eng.KFU(ET3J4) (65kW)	8/00-		F		22-0327-0		Bosch	Th 19,0	
	8/00-		R		22-0100-1		Gir	Th 17,0	
	00-		F		23-0555			Ø 266,0 Th 22,0-20,0	Vent., -ESP
	00-		R		23-0567			Ø 246,7 Th 9,0-7,0	
1.4 HDi Eng.DV4TD (50kW)	10/01-		F		22-0327-0		Bosch	Th 19,0	
	10/01-		R		22-0100-1		Gir	Th 17,0	
	10/01-		F		23-0555			Ø 266,0 Th 22,0-20,0	Vent.
	10/01-		R		23-0567			Ø 246,7 Th 9,0-7,0	
1.6 16v, Cabrio Eng.NFU(TU5JP4) (80-87kW)	8/00-		F		22-0322-1		Bosch	Th 19,0	Brake Disc Diam 283mm
	8/00-		F		22-0327-0		Bosch	Th 19,0	Cabrio, Brake Disc Diam 266mm
	8/00-		R		22-0100-1		Gir	Th 17,0	
	8/00-		F		23-0555			Ø 266,0 Th 22,0-20,0	Vett 09520-, Vent., -ESP
	8/00-		F		23-0566			Ø 282,7 Th 26,0-24,0	Vett -09519, Vent., -ESP
	8/00-		R		23-0567			Ø 246,7 Th 9,0-7,0	
1.6 HDi 16v FAP Eng.DV6TED4 (80kW)	2/04-		F		22-0322-1		Bosch	Th 19,0	
	2/04-		R		22-0100-1		Gir	Th 17,0	
	2/04-		F		23-0555			Ø 266,0 Th 22,0-20,0	Vent., -ESP
	2/04-		F		23-0566			Ø 282,7 Th 26,0-24,0	Vent., +ESP
	2/04-		R		23-0567			Ø 246,7 Th 9,0-7,0	+ESP
2.0 16v Eng.RFN(EW10J4) (100kW)	8/00-		F		23-0566			Ø 282,7 Th 26,0-24,0	Vent.
	8/00-		R		23-0567			Ø 246,7 Th 9,0-7,0	
2.0 HDi Eng.RHY(DW10TD) (66kW)	3/02-		F		22-0322-1		Bosch	Th 19,0	Brake Disc Diam 283mm
	3/02-		F		22-0327-0		Bosch	Th 19,0	Brake Disc Diam 266mm
	3/02-		R		22-0100-1		Gir	Th 17,0	
	02-		F		23-0566			Ø 282,7 Th 26,0-24,0	Vent., +ESP
	02-		F		23-0555			Ø 266,0 Th 22,0-20,0	Vent., -ESP
	02-		R		23-0567			Ø 246,7 Th 9,0-7,0	
2.0 HDi 16v, Cabrio Eng.RHR(DW10BTED4) (100kW)	10/03-		F		22-0548-1		Ate	Th 19,0	
	10/03-		R		22-0100-1		Gir	Th 17,0	
	03-		F		23-0751			Ø 302,0 Th 26,0-24,0	Vent.
	03-		R		23-0567			Ø 246,7 Th 9,0-7,0	
2.0 HDi FAP Eng.RHS(DW10ATED4) (79kW)	8/00-		F		22-0322-1		Bosch	Th 19,0	
	8/00-		R		22-0100-1		Gir	Th 17,0	
	8/00-		F		23-0566			Ø 282,7 Th 26,0-24,0	Vent.
	8/00-		R		23-0567			Ø 246,7 Th 9,0-7,0	

		Spare Parts	F/R	L/R	METELLI ref.	METELLI ref. w/KIT		DIMENSIONS mm.	NOTE
2.0, Cabrio Eng.RFK(EW10J4S) (130kW)	03-05	F	F		22-0548-1		Ate	Th 19,0	
	03-05		R		22-0100-1		Gir	Th 17,0	
	03-05	R	F		23-0751			Ø 302,0 Th 26,0-24,0	Vent.
	03-05		R		23-0567		Luc	Ø 246,7 Th 9,0-7,0	
<b>307 II, SW 7/05-9/07</b>									
1.4 16v Eng.KFU(ET3J4) (65kW)	7/05-	F	F		22-0322-1		Bosch	Th 19,0	Brake Disc Diam. 283mm
	7/05-		F		22-0327-0		Bosch	Th 19,0	Brake Disc Diam. 266mm
	7/05-		R		22-0639-0		Bosch	Th 17,5	
	7/05-	R	F		23-0555			Ø 266,0 Th 22,0-20,0	Vent., -ESP
	7/05-		F		23-0566			Ø 282,7 Th 26,0-24,0	Vent., +ESP
	05-		R		23-0878			Ø 249,0 Th 9,0-7,0	Eng. 1088588-, (+o)
	05-		R		23-0827			Ø 249,0 Th 9,0-8,0	Eng. -1088587, (+o)
	05-								
1.6 16v, Cabrio Eng.NFU(TU5JP4) (80-87kW)	7/05-	F	F		22-0322-1		Bosch	Th 19,0	Brake Disc Diam. 283mm
	7/05-		F		22-0327-0		Bosch	Th 19,0	Brake Disc Diam. 266mm
	7/05-		R		22-0639-0		Bosch	Th 17,5	
	05-	R	F		23-0555			Ø 266,0 Th 22,0-20,0	Vent., -ESP
	05-		F		23-0566			Ø 282,7 Th 26,0-24,0	Vent., +ESP
	05-		R		23-0878			Ø 249,0 Th 9,0-7,0	Eng. 1088588-, (+o)
05-									
1.6 HDi 16v Eng.DV6ATED4 (66kW)	7/05-	F	F		22-0322-1		Bosch	Th 19,0	Brake Disc Diam. 283mm
	7/05-		F		22-0327-0		Bosch	Th 19,0	Brake Disc Diam. 266mm
	7/05-		R		22-0639-0		Bosch	Th 17,5	
	05-	R	F		23-0555			Ø 266,0 Th 22,0-20,0	Vent., -ESP
	05-		F		23-0566			Ø 282,7 Th 26,0-24,0	Vent., +ESP
	05-		R		23-0878			Ø 249,0 Th 9,0-7,0	Eng. 1088588-, (+o)
05-									
1.6 HDi 16v FAP Eng.9HZ(DV6TED4) (80kW)	7/05-	F	F		22-0322-1		Bosch	Th 19,0	
	7/05-		R		22-0639-0		Bosch	Th 17,5	
	05-		F		23-0566			Ø 282,7 Th 26,0-24,0	Vent.
	05-	R	R		23-0878			Ø 249,0 Th 9,0-7,0	Eng. 1088588-, (+o)
	05-		R		23-0827			Ø 249,0 Th 9,0-8,0	Eng. -1088587, (+o)
	05-								
2.0 16v Eng.RFJ(EW10A) (103kW)	7/05-	F	F		22-0322-1		Bosch	Th 19,0	
	7/05-		R		22-0639-0		Bosch	Th 17,5	
	05-		F		23-0566			Ø 282,7 Th 26,0-24,0	Vent.
	05-	R	R		23-0878			Ø 249,0 Th 9,0-7,0	Eng. 1088588-, (+o)
	05-		R		23-0827			Ø 249,0 Th 9,0-8,0	Eng. -1088587, (+o)
	05-								
2.0 16v, Cabrio Eng.RFK(EW10J4S) (130kW)	7/05-	F	F		22-0548-1		Ate	Th 19,0	
	7/05-		R		22-0639-0		Bosch	Th 17,5	
	05-		F		23-0751			Ø 302,0 Th 26,0-24,0	Vent.
	05-	R	R		23-0567			Ø 246,7 Th 9,0-7,0	
	05-		R		23-0878			Ø 249,0 Th 9,0-7,0	Eng. 1088588-, (+o)
	05-		R		23-0827			Ø 249,0 Th 9,0-8,0	Eng. -1088587, (+o)
2.0 HDi 16v, Cabrio Eng.RHR(DW10BTED4) (100kW)	7/05-	F	F		22-0548-1		Ate	Th 19,0	
	7/05-		R		22-0639-0		Bosch	Th 17,5	
	05-		F		23-0751			Ø 302,0 Th 26,0-24,0	Vent.
	05-	R	R		23-0878			Ø 249,0 Th 9,0-7,0	Eng. 1088588-, (+o)
	05-		R		23-0827			Ø 249,0 Th 9,0-8,0	Eng. -1088587, (+o)
	05-								
<b>308 Coupè, Cabrio 6/09-</b>									
1.6 16v Eng.5FT(EP6DT) (103kW)	09-	F	F		22-0548-1		Ate	Th 19,0	
	09-		R		22-0100-1		Gir	Th 17,0	
	09-	R		23-0985			Ø 302,0 Th 26,0-24,0	Vent.	
1.6 16v Eng.5FX(EP6DT) (110kW)	09-	F	F		22-0548-1		Ate	Th 19,0	
	09-		R		22-0100-1		Gir	Th 17,0	
	09-	R		23-0985			Ø 302,0 Th 26,0-24,0	Vent.	
1.6 16v Eng.EP6 (88kW)	09-	F	F		22-0804-0		Bosch	Th 18,0	
	09-		R		22-0100-1		Gir	Th 17,0	
	09-	R		23-0566			Ø 282,7 Th 26,0-24,0	Vent.	
1.6 HDi Eng.DV6TED4 (80kW)	09-	F	F		22-0804-0		Bosch	Th 18,0	
	09-		R		22-0100-1		Gir	Th 17,0	
	09-	R		23-0566			Ø 282,7 Th 26,0-24,0	Vent.	
2.0 HDi (103kW)	09-	F	F		22-0548-1		Ate	Th 19,0	
	09-		R		22-0100-1		Gir	Th 17,0	
2.0 HDi Eng.RHR(DW10BTED4) (100kW)	09-	F	F		22-0548-1		Ate	Th 19,0	
	09-		R		22-0100-1		Gir	Th 17,0	
	09-	R		23-0985			Ø 302,0 Th 26,0-24,0	Vent.	



















































				Spare Parts	F/R	L/R	METELLI ref.	METELLI ref. w/KIT		DIMENSIONS mm.	NOTE
<b>308, SW 10/07-</b>											
1.4 16v Eng.EP3 (70kW)	10/07-		F	<b>22-0804-0</b>					Bosch	Th 18,0	
	07-		R	<b>22-0816-0</b>					Gir	Th 16,5	+Panoramic Glass, SW
	10/07-		R	<b>22-0100-1</b>					Gir	Th 17,0	-Panoramic Glass
	7/08-		F	<b>23-0566</b>						Ø 282,7 Th 26,0-24,0	Vent.
1.6 16v Eng.5FT(EP6DT) (103kW)	07-		F	<b>23-0985</b>						Ø 302,0 Th 26,0-24,0	Vent.
1.6 16v Eng.5FX(EP6DT) (110kW)	07-		F	<b>22-0548-1</b>					Ate	Th 19,0	
	07-		R	<b>22-0816-0</b>					Gir	Th 16,5	+Panoramic Glass, SW
	10/07-		R	<b>22-0100-1</b>					Gir	Th 17,0	-Panoramic Glass
	07-		F	<b>23-0985</b>						Ø 302,0 Th 26,0-24,0	Vent.
1.6 16v Eng.5FY(EP6DTS) (128kW)	5/08-		F	<b>22-0548-1</b>					Ate	Th 19,0	
	08-		R	<b>22-0816-0</b>					Gir	Th 16,5	+Panoramic Glass, SW
	08-		F	<b>23-0985</b>						Ø 302,0 Th 26,0-24,0	Vent.
1.6 16v Eng.EP6/ EP6C (88kW)	10/07-		F	<b>22-0804-0</b>					Bosch	Th 18,0	
	07-		R	<b>22-0816-0</b>					Gir	Th 16,5	+Panoramic Glass, SW
	10/07-		R	<b>22-0100-1</b>					Gir	Th 17,0	-Panoramic Glass
	7/08-		F	<b>23-0566</b>						Ø 282,7 Th 26,0-24,0	Vent.
1.6 HDi 16v Eng.DV6ATED4 (66kW)	10/07-		F	<b>22-0804-0</b>					Bosch	Th 18,0	
	07-		R	<b>22-0816-0</b>					Gir	Th 16,5	+Panoramic Glass, SW
	10/07-		R	<b>22-0100-1</b>					Gir	Th 17,0	-Panoramic Glass
	07-		F	<b>23-0566</b>						Ø 282,7 Th 26,0-24,0	Vent.
1.6 HDi 16v FAP Eng.DV6TED4 (80kW)	10/07-		F	<b>22-0804-0</b>					Bosch	Th 18,0	
	07-		R	<b>22-0816-0</b>					Gir	Th 16,5	+Panoramic Glass, SW
	10/07-		R	<b>22-0100-1</b>					Gir	Th 17,0	-Panoramic Glass
	07-		F	<b>23-0566</b>						Ø 282,7 Th 26,0-24,0	Vent.
2.0 HDi 16v Eng.RHR(DW10BTED4) (100kW)	10/07-		F	<b>22-0548-1</b>					Ate	Th 19,0	
	07-		R	<b>22-0816-0</b>					Gir	Th 16,5	+Panoramic Glass, SW
	10/07-		R	<b>22-0100-1</b>					Gir	Th 17,0	-Panoramic Glass
	07-		F	<b>23-0751</b>						Ø 302,0 Th 26,0-24,0	Ch -11488, Vent.
	07-		F	<b>23-0985</b>						Ø 302,0 Th 26,0-24,0	Ch 11489-11677, Vent.
<b>309 I (10C, 10A) 10/85-12/89</b>											
1.1 Eng.E1/ A (40kW)	10/85-7/89		F	<b>22-0037-0</b>					Bdx	Th 18,0	
	10/85-7/89		F	<b>22-0049-1</b>					Gir	Th 17,5	
	9/85-6/89		F	<b>23-0100</b>					Bdx	Ø 247,0 Th 10,0-9,0	
	10/85-7/89		R	<b>53-0343</b>	<b>53-0343K</b>			Bdx	180,0x42		
	10/85-7/89		R		<b>53-0343Y</b>			Bdx	180,0x42		
	10/85-7/89		R	<b>53-0344</b>			Luc	180,0x42	Hand Brake		
	9/85-6/89		R	<b>18-0235</b>	<b>18-0235K</b>				Ø 180,0		
	85-6/89			R	<b>51-0011</b>			Bdx	Ø 17,46 180,0x40	RAD	
1.3 Eng.G1A (47kW)	10/85-7/89		F	<b>22-0037-0</b>					Bdx	Th 18,0	
	10/85-7/89		F	<b>22-0049-1</b>				Gir	Th 17,5		
	9/85-6/89		F	<b>23-0100</b>					Bdx	Ø 247,0 Th 10,0-9,0	
	10/85-7/89		R	<b>53-0343</b>	<b>53-0343K</b>			Bdx	180,0x42		
	10/85-7/89		R		<b>53-0343Y</b>			Bdx	180,0x42		
	10/85-7/89		R	<b>53-0344</b>			Luc	180,0x42	Hand Brake		
	9/85-6/89		R	<b>18-0235</b>	<b>18-0235K</b>				Ø 180,0		
85-6/89			R	<b>51-0011</b>			Bdx	Ø 17,46 180,0x40	RAD		
1.4 Eng.K1D(TU3A/ AN/ S/ M/ 2/ 2K/ MC) (47-49-55kW)	3/89-7/89		F	<b>22-0037-0</b>					Bdx	Th 18,0	
	3/89-7/89		F	<b>22-0049-1</b>				Gir	Th 17,5		
1.4 Eng.K2B(TU3A/ AN/ S/ M/ 2/ 2K/ MC) (47-55-62kW)	3/89-7/89		F	<b>22-0037-0</b>					Bdx	Th 18,0	
	3/89-7/89		F	<b>22-0049-1</b>				Gir	Th 17,5		
1.4 Eng.KDY/ KDZ(TU3A/ AN/ S/ M/ 2/ 2K/ MC/ F2) (47-55kW)	3/89-7/89		F	<b>22-0037-0</b>					Bdx	Th 18,0	
	3/89-7/89		F	<b>22-0049-1</b>				Gir	Th 17,5		
1.5 Eng.Y2-K (63kW)	6/87-12/89		F	<b>22-0037-0</b>					Bdx	Th 18,0	
	6/87-12/89		F	<b>22-0049-1</b>				Gir	Th 17,5		
1.6 (83kW)	7/86-6/89		R	<b>53-0343</b>	<b>53-0343K</b>			Bdx	180,0x42		
	7/86-6/89		R		<b>53-0343Y</b>			Bdx	180,0x42		
	7/86-6/89		R	<b>53-0344</b>			Luc	180,0x42	Hand Brake		
1.6 Eng.B1A(XU51C-K) (58kW)	10/85-7/89		F	<b>22-0037-0</b>					Bdx	Th 18,0	
	10/85-7/89		F	<b>22-0049-1</b>				Gir	Th 17,5		
	9/85-6/89		F	<b>23-0100</b>					Bdx	Ø 247,0 Th 10,0-9,0	
	10/85-7/89		R	<b>53-0343</b>	<b>53-0343K</b>			Bdx	180,0x42		
	10/85-7/89		R		<b>53-0343Y</b>			Bdx	180,0x42		
	10/85-7/89		R	<b>53-0344</b>			Luc	180,0x42	Hand Brake		
	9/85-6/89		R	<b>18-0235</b>	<b>18-0235K</b>				Ø 180,0		
	85-6/89			R	<b>51-0022</b>			Bdx	Ø 22,00 180,0x40	RAD	
85-6/89		R	<b>51-0042</b>			Luc	Ø 22,22 180,0x40	RAI			



		Spare Parts	F/R	L/R	METELLI ref.	METELLI ref. w/KIT		DIMENSIONS mm.	NOTE
1.6 Eng.B1E(XU51C) (53kW)	8/87-7/89		F		22-0037-0		Bdx	Th 18,0	
	8/87-7/89		F		22-0049-1		Gir	Th 17,5	
	87-89		F		23-0100		Bdx	Ø 247,0 Th 10,0-9,0	
	8/87-7/89		R		53-0343	53-0343K	Bdx	180,0x42	
	8/87-7/89		R			53-0343Y	Bdx	180,0x42	
	8/87-7/89		R		53-0344		Luc	180,0x42	Hand Brake
1.6 Eng.B6B/ 180Z(XU5J) (76kW)	11/85-9/88		F		22-0120-0	22-0120-0K	Gir	Th 18,0	
	85-88		F		23-0100		Bdx	Ø 247,0 Th 10,0-9,0	
	11/85-9/88		R		53-0343	53-0343K	Bdx	180,0x42	
	11/85-9/88		R			53-0343Y	Bdx	180,0x42	
	11/85-9/88		R		53-0344		Luc	180,0x42	Hand Brake
	85-88		R		18-0235	18-0235K		Ø 180,0	
	85-88		R		51-0022		Bdx	Ø 22,00 180,0x40	RAD
	85-88		R		51-0042		Luc	Ø 22,22 180,0x40	RAI
1.6 Eng.J2 (69kW)	1/86-7/89		F		22-0037-0		Bdx	Th 18,0	
	1/86-7/89		F		22-0049-1		Gir	Th 17,5	
	86-89		F		23-0100		Bdx	Ø 247,0 Th 10,0-9,0	
	1/86-7/89		R		53-0343	53-0343K	Bdx	180,0x42	
	1/86-7/89		R			53-0343Y	Bdx	180,0x42	
	1/86-7/89		R		53-0344		Luc	180,0x42	Hand Brake
	86-89		R		18-0235	18-0235K		Ø 180,0	
	86-89		R		51-0022		Bdx	Ø 22,00 180,0x40	RAD
	86-89		R		51-0042		Luc	Ø 22,22 180,0x40	RAI
	1.6, Kat Eng.B1A/ BAZ(XU51C/ CP) (55kW)	10/85-7/89		F		22-0037-0		Bdx	Th 18,0
10/85-7/89		F			22-0049-1		Gir	Th 17,5	
9/85-6/89			F		23-0100		Bdx	Ø 247,0 Th 10,0-9,0	
10/85-7/89			R		53-0343	53-0343K	Bdx	180,0x42	
10/85-7/89			R			53-0343Y	Bdx	180,0x42	
10/85-7/89			R		53-0344		Luc	180,0x42	Hand Brake
9/85-6/89			R		18-0235	18-0235K		Ø 180,0	
85-6/89			R		51-0022		Bdx	Ø 22,00 180,0x40	RAD
85-6/89			R		51-0042		Luc	Ø 22,22 180,0x40	RAI
1.9 Eng.D2B(XU9S) (75kW)		10/85-7/89		F		22-0037-0		Bdx	Th 18,0
	10/85-7/89	F			22-0049-1		Gir	Th 17,5	
	85-89		F		23-0238			Ø 247,0 Th 20,5-18,5	Vent.
	85-89		R		23-0216			Ø 247,5 Th 8,0-7,0	
	10/85-7/89		R		53-0343	53-0343K	Bdx	180,0x42	
	10/85-7/89		R			53-0343Y	Bdx	180,0x42	
	10/85-7/89		R		53-0344		Luc	180,0x42	Hand Brake
	1.9 Eng.DDZ(XU9M) (80kW)	7/88-7/89		F		22-0037-0		Bdx	Th 18,0
7/88-7/89		F			22-0049-1		Gir	Th 17,5	
88-89			F		23-0238			Ø 247,0 Th 20,5-18,5	Vent.
88-89			R		23-0216			Ø 247,5 Th 8,0-7,0	
7/88-7/89			R		53-0343	53-0343K	Bdx	180,0x42	
7/88-7/89			R			53-0343Y	Bdx	180,0x42	
7/88-7/89			R		53-0344		Luc	180,0x42	Hand Brake
1.9 Eng.DFZ(XU9J1) (72kW)	3/86-7/89		F		22-0037-0		Bdx	Th 18,0	
	3/86-7/89		F		22-0049-1		Gir	Th 17,5	
	86-89		F		23-0238			Ø 247,0 Th 20,5-18,5	Vent.
	86-89		R		23-0216			Ø 247,5 Th 8,0-7,0	
	3/86-7/89		R		53-0343	53-0343K	Bdx	180,0x42	
	3/86-7/89		R			53-0343Y	Bdx	180,0x42	
	3/86-7/89		R		53-0344		Luc	180,0x42	Hand Brake
	86-89		R		18-0235	18-0235K		Ø 180,0	
	86-89		R		51-0022		Bdx	Ø 22,00 180,0x40	RAD
	86-89		R		51-0042		Luc	Ø 22,22 180,0x40	RAI
1.9 D Eng.162/ D9A(XUD9)/ DJZ(XUD9Y) (47kW)	6/86-7/89		F		22-0037-0		Bdx	Th 18,0	
	6/86-7/89		F		22-0049-1		Gir	Th 17,5	
	86-89		F		23-0100		Bdx	Ø 247,0 Th 10,0-9,0	
	86-89		R		18-0235	18-0235K		Ø 180,0	
	86-89		R		51-0022		Bdx	Ø 22,00 180,0x40	RAD, Exc. GTi, 16v
86-89	R			51-0042		Luc	Ø 22,22 180,0x40	RAI, Exc. GTi, 16v	
1.9 GTi Eng.D6B(XU9JA/ Z/ 2C/ S) (88-94-96kW)	10/86-7/89		F		22-0120-0	22-0120-0K	Gir	Th 18,0	
	10/86-7/89		R		22-0038-0		Bdx	Th 11,0	
	86-89		F		23-0238			Ø 247,0 Th 20,5-18,5	Vent.
	86-89		R		23-0216			Ø 247,5 Th 8,0-7,0	
	10/86-7/89		R		53-0343	53-0343K	Bdx	180,0x42	
























































		Spare Parts	F/R	L/R	METELLI ref.	METELLI ref. w/KIT		DIMENSIONS mm.	NOTE	
1.9 GTi Eng.D6B(XU9JA/ Z/ 2C/ S) (88-94-96kW)	10/86-7/89		R			<b>53-0343Y</b>	Bdx	180,0x42		
	10/86-7/89		R		<b>53-0344</b>		Luc	180,0x42	Hand Brake	
1.9 GTi Eng.DKZ(XU9JA/ Z/ 2C/ S) (77-88-96kW)	7/88-7/89		F		<b>22-0120-0</b>	<b>22-0120-0K</b>	Gir	Th 18,0		
	7/88-7/89		R		<b>22-0038-0</b>		Bdx	Th 11,0		
	88-89		F		<b>23-0238</b>			Ø 247,0 Th 20,5-18,5	Vent.	
	88-89		R		<b>23-0216</b>			Ø 247,5 Th 8,0-7,0		
	7/88-7/89		R		<b>53-0343</b>	<b>53-0343K</b>	Bdx	180,0x42		
	7/88-7/89		R			<b>53-0343Y</b>	Bdx	180,0x42		
	7/88-7/89		R		<b>53-0344</b>		Luc	180,0x42	Hand Brake	
<b>309 II (3C, 3A) 7/89-12/93</b>										
1.1 Eng.HDZ(TU1M/ MZ) (44kW)	8/90-12/93		F		<b>22-0037-0</b>		Bdx	Th 18,0		
	8/90-12/93		F		<b>22-0049-1</b>		Gir	Th 17,5		
	90-93		F		<b>23-0100</b>		Bdx	Ø 247,0 Th 10,0-9,0		
	90-93		F			<b>53-0320Y</b>	Bdx	Ø 247,0 Th 10,0-9,0		
	8/90-12/93		R		<b>53-0320</b>	<b>53-0320K</b>	Bdx	180,0x32	Hand Brake	
	8/90-12/93		R			<b>53-0329Y</b>	Bdx	180,0x32	Hand Brake	
	8/90-12/93		R		<b>53-0322</b>		Luc	180,0x32	Hand Brake	
	8/90-12/93		R		<b>53-0344</b>		Luc	180,0x42	Hand Brake	
	90-93		R		<b>18-0235</b>	<b>18-0235K</b>		Ø 180,0	+ABS	
	90-93	R		<b>18-0238</b>	<b>18-0238K</b>		Ø 180,0	-ABS		
	90-93		R		<b>51-0009</b>		Bdx	Ø 20,64 180,0x30	CRCI, RAD	
	90-93		R		<b>51-0051</b>		Luc	Ø 20,64 180,0x30	CRCI, RAI	
	1.4 Eng.K1D(TU3A/ AN/ S/ M/ 2/ 2K/ MC) (47-49-55kW)	7/90-12/93		F		<b>22-0037-0</b>		Bdx	Th 18,0	
		7/90-12/93		F		<b>22-0049-1</b>		Gir	Th 17,5	
90-93			F		<b>23-0100</b>		Bdx	Ø 247,0 Th 10,0-9,0		
90-93			F			<b>53-0320Y</b>	Bdx	Ø 247,0 Th 10,0-9,0		
7/90-12/93			R		<b>53-0320</b>	<b>53-0320K</b>	Bdx	180,0x32	Hand Brake	
7/90-12/93			R			<b>53-0329Y</b>	Bdx	180,0x32	Hand Brake	
7/90-12/93			R		<b>53-0322</b>		Luc	180,0x32	Hand Brake	
7/90-12/93			R		<b>53-0344</b>		Luc	180,0x42	Hand Brake	
90-93			R		<b>18-0235</b>	<b>18-0235K</b>		Ø 180,0	+ABS	
90-93		R		<b>18-0238</b>	<b>18-0238K</b>		Ø 180,0	-ABS		
90-93			R		<b>51-0009</b>		Bdx	Ø 20,64 180,0x30	CRCI, RAD	
90-93			R		<b>51-0051</b>		Luc	Ø 20,64 180,0x30	CRCI, RAI	
1.4 Eng.KDY/ KDZ(TU3A/ AN/ S/ M/ 2/ 2K/ MC/ F2) (47-55kW)		7/89-12/93		F		<b>22-0037-0</b>		Bdx	Th 18,0	
		7/89-12/93		F		<b>22-0049-1</b>		Gir	Th 17,5	
	89-93		F		<b>23-0100</b>		Bdx	Ø 247,0 Th 10,0-9,0		
	89-93		F			<b>53-0320Y</b>	Bdx	Ø 247,0 Th 10,0-9,0		
	7/89-12/93		R		<b>53-0320</b>	<b>53-0320K</b>	Bdx	180,0x32	Hand Brake	
	7/89-12/93		R			<b>53-0329Y</b>	Bdx	180,0x32	Hand Brake	
	7/89-12/93		R		<b>53-0322</b>		Luc	180,0x32	Hand Brake	
	7/89-12/93		R		<b>53-0344</b>		Luc	180,0x42	Hand Brake	
	89-93		R		<b>18-0235</b>	<b>18-0235K</b>		Ø 180,0	+ABS	
	89-93	R		<b>18-0238</b>	<b>18-0238K</b>		Ø 180,0	-ABS		
	89-93		R		<b>51-0009</b>		Bdx	Ø 20,64 180,0x30	CRCI, RAD	
	89-93		R		<b>51-0051</b>		Luc	Ø 20,64 180,0x30	CRCI, RAI	
	1.6 Eng.B2A(XU52C-K) (68-69kW)	7/89-12/93		F		<b>22-0037-0</b>		Bdx	Th 18,0	
		7/89-12/93		F		<b>22-0049-1</b>		Gir	Th 17,5	
89-93			F		<b>23-0100</b>		Bdx	Ø 247,0 Th 10,0-9,0		
7/89-12/93			R		<b>53-0344</b>		Luc	180,0x42	Hand Brake	
89-93			R		<b>18-0235</b>	<b>18-0235K</b>		Ø 180,0	+ABS	
89-93			R		<b>18-0238</b>	<b>18-0238K</b>		Ø 180,0	-ABS	
89-93			R		<b>51-0060</b>		Luc	Ø 20,64 180,0x42	CRCI, RAI	
1.6 Eng.BDY(XU5M2Z/ 3Z)/ BDZ(XU5M) (65kW)	7/89-12/93		F		<b>22-0037-0</b>		Bdx	Th 18,0		
	7/89-12/93		F		<b>22-0049-1</b>		Gir	Th 17,5		
	89-93		F		<b>23-0100</b>		Bdx	Ø 247,0 Th 10,0-9,0		
	7/89-12/93		R		<b>53-0344</b>		Luc	180,0x42	Hand Brake	
	89-93		R		<b>18-0235</b>	<b>18-0235K</b>		Ø 180,0	+ABS	
	89-93		R		<b>18-0238</b>	<b>18-0238K</b>		Ø 180,0	-ABS	
89-93		R		<b>51-0060</b>		Luc	Ø 20,64 180,0x42	CRCI, RAI		
1.8 D Eng.161A(XUD7) (44kW)	7/89-12/93		F		<b>22-0037-0</b>		Bdx	Th 18,0		
	7/89-12/93		F		<b>22-0049-1</b>		Gir	Th 17,5		
	89-93		F		<b>23-0100</b>		Bdx	Ø 247,0 Th 10,0-9,0		
	7/89-12/93		R		<b>53-0344</b>		Luc	180,0x42	Hand Brake	
	89-93		R		<b>18-0235</b>	<b>18-0235K</b>		Ø 180,0	+ABS	
	89-93		R		<b>18-0238</b>	<b>18-0238K</b>		Ø 180,0	-ABS	
89-93		R		<b>51-0060</b>		Luc	Ø 20,64 180,0x42	CRCI, RAI		

		Spare Parts	F/R	L/R	METELLI ref.	METELLI ref. w/KIT		DIMENSIONS mm.	NOTE
1.8 TD Eng.A8B(XUD7TE) (57-66kW)	8/89-12/93		F		22-0037-0		Bdx	Th 18,0	
	8/89-12/93		F		22-0049-1		Gir	Th 17,5	
	89-93		F		23-0238			Ø 247,0 Th 20,5-18,5	Vent.
	8/89-12/93		R		53-0344		Luc	180,0x42	Hand Brake
	89-93		R		18-0235	18-0235K		Ø 180,0	+ABS
	89-93		R		18-0238	18-0238K		Ø 180,0	-ABS
89-93		R		51-0060		Luc	Ø 20,64 180,0x42	CRCI, RAI	
1.9 Eng.DDZ(XU9M) (80kW)	10/90-12/93		F		22-0037-0		Bdx	Th 18,0	
	10/90-12/93		F		22-0049-1		Gir	Th 17,5	
	86-92		F		23-0238			Ø 247,0 Th 20,5-18,5	Vent.
	86-92		R		23-0216			Ø 247,5 Th 8,0-7,0	
	10/90-12/93		R		53-0344		Luc	180,0x42	Hand Brake
1.9 Eng.DFZ(XU9J1) (72kW)	8/89-12/93		F		22-0037-0		Bdx	Th 18,0	
	8/89-12/93		F		22-0049-1		Gir	Th 17,5	
	89-93		F		23-0238			Ø 247,0 Th 20,5-18,5	Vent.
	89-93		R		23-0216			Ø 247,5 Th 8,0-7,0	
	8/89-12/93		R		53-0344		Luc	180,0x42	Hand Brake
	89-93		R		18-0235	18-0235K		Ø 180,0	+ABS
89-93	R			18-0238	18-0238K		Ø 180,0	-ABS	
1.9 D Eng.162/ D9A(XUD9)/ DJZ(XUD9Y) (47kW)	7/89-12/93		F		22-0037-0		Bdx	Th 18,0	
	7/89-12/93		F		22-0049-1		Gir	Th 17,5	
	89-93		F		23-0100		Bdx	Ø 247,0 Th 10,0-9,0	
	7/89-12/93		R		53-0344		Luc	180,0x42	Hand Brake
	89-93		R		18-0235	18-0235K		Ø 180,0	+ABS
	89-93		R		18-0238	18-0238K		Ø 180,0	-ABS
89-93		R		51-0060		Luc	Ø 20,64 180,0x42	CRCI, RAI	
1.9 GTI Eng.DKZ(XU9JA/ Z) (88kW)	7/89-12/93		F		22-0120-0	22-0120-0K	Gir	Th 18,0	
	7/89-12/93		R		22-0038-0		Bdx	Th 11,0	
	89-93		F		23-0238			Ø 247,0 Th 20,5-18,5	Vent.
	89-93		R		23-0216			Ø 247,5 Th 8,0-7,0	
	7/89-12/93		R		53-0344		Luc	180,0x42	Hand Brake
1.9 Sport MI-16 Eng.D6C(XU9J4) (116-118kW)	8/89-7/90		F		22-0120-0	22-0120-0K	Gir	Th 18,0	
	8/89-7/90		R		22-0038-0		Bdx	Th 11,0	
	89-90		F		23-0238			Ø 247,0 Th 20,5-18,5	Vent.
	89-90		R		23-0216			Ø 247,5 Th 8,0-7,0	
	8/89-7/90		R		53-0344		Luc	180,0x42	Hand Brake
1.9 Sport MI-16 Eng.DFW(XU9J4Z) (108kW)	10/90-12/93		F		22-0120-0	22-0120-0K	Gir	Th 18,0	
	10/90-12/93		R		22-0038-0		Bdx	Th 11,0	
	90-93		F		23-0238			Ø 247,0 Th 20,5-18,5	Vent.
	90-93		R		23-0216			Ø 247,5 Th 8,0-7,0	
	10/90-12/93		R		53-0344		Luc	180,0x42	Hand Brake
<b>4007 8/07-</b>									
2.2 HDi 16v Eng.DW12M (115kW)	8/07-		F		22-0134-0		Ake	Th 16,0	
	8/07-		R		22-0400-0		Ake	Th 15,5	
	8/07-		F		23-0939			Ø 294,0 Th 24,0-22,4	Vent.
	8/07-		R		53-0268	53-0268K		190,0x32	Hand Brake
2.4 16v Eng.4B12 (125kW)	1/08-		F		22-0134-0		Ake	Th 16,0	
	1/08-		R		22-0400-0		Ake	Th 15,5	
	1/08-		R		53-0268	53-0268K		190,0x32	Hand Brake
<b>404 4/63-12/71</b>									
Thermostable	63-71		R		18-0233			Ø 228,5	
<b>405 I (15B) 1/87-12/93</b>									
1.4 Eng.KDY(TU3A/ AN/ S/ M/ 2/ 2K) (47kW)	1/87-7/92		F		22-0037-2		Bdx	Th 18,0	
	1/87-7/92		F		22-0099-0		Gir	Th 19,0	
	87-92		F		23-0097			Ø 266,0 Th 10,0-9,0	
	1/87-7/92		R		53-0323		Bdx	228,6x42	-ABS, Hand Brake
	1/87-7/92		R		53-0475		Luc	228,6x42	+ABS, Hand Brake
	87-92		R		18-0233			Ø 228,5	
	87-92		R		51-0012		Bdx	Ø 20,64 228,0x42	CRCI, RAI
87-92		R		51-0087		Luc	Ø 20,64 228,0x40	LUC, ABS:Bendix, +ABS	
1.6 Eng.B1E(XU51C) (53kW)	7/87-12/92		F		22-0037-2		Bdx	Th 18,0	
	7/87-12/92		F		22-0099-0		Gir	Th 19,0	Vent.
	87-92		F		23-0097			Ø 266,0 Th 10,0-9,0	
	7/87-12/92		R		53-0323		Bdx	228,6x42	-ABS, Hand Brake
	7/87-12/92		R		53-0475		Luc	228,6x42	+ABS, Hand Brake
	87-92		R		18-0233			Ø 228,5	
87-92	R			51-0012		Bdx	Ø 20,64 228,0x42	CRCI, RAI	
















































		Spare Parts	F/R	L/R	METELLI ref.	METELLI ref. w/KIT		DIMENSIONS mm.	NOTE
1.6 Eng.B1E(XU51C) (53kW)	87-92		R		51-0087		Luc	Ø 20,64 228,0x40	LUC, ABS:Bendix, +ABS
1.6 Eng.B2A(XU52C)/ S (66-69kW)	1/87-12/92		F		22-0037-2		Bdx	Th 18,0	
	1/87-12/92		F		22-0099-0		Gir	Th 19,0	Vent.
	87-92		F		23-0097			Ø 266,0 Th 10,0-9,0	
	1/87-12/92		R		53-0323		Bdx	228,6x42	-ABS, Hand Brake
	1/87-12/92		R		53-0475		Luc	228,6x42	+ABS, Hand Brake
	87-92		R		18-0233			Ø 228,5	
	87-92		R		51-0012		Bdx	Ø 20,64 228,0x42	CRCI, RAI
	87-92		R		51-0087		Luc	Ø 20,64 228,0x40	LUC, ABS:Bendix, +ABS
1.6 Eng.BAZ(XU5CP) (55kW)	7/87-6/88		F		22-0037-2		Bdx	Th 18,0	
	7/87-6/88		F		22-0099-0		Gir	Th 19,0	Vent.
	87-88		F		23-0097			Ø 266,0 Th 10,0-9,0	
	7/87-6/88		R		53-0323		Bdx	228,6x42	-ABS, Hand Brake
	7/87-6/88		R		53-0475		Luc	228,6x42	+ABS, Hand Brake
	87-88		R		18-0233			Ø 228,5	
	87-88		R		51-0012		Bdx	Ø 20,64 228,0x42	CRCI, RAI
	87-88		R		51-0087		Luc	Ø 20,64 228,0x40	LUC, ABS:Bendix, +ABS
1.6 Eng.BDY(XU5M2Z/ 3Z)/ BDZ(XU5M) (65-66-69kW)	7/87-12/92		F		22-0037-2		Bdx	Th 18,0	
	7/87-12/92		F		22-0099-0		Gir	Th 19,0	Vent.
	87-92		F		23-0097			Ø 266,0 Th 10,0-9,0	
	7/87-12/92		R		53-0323		Bdx	228,6x42	-ABS, Hand Brake
	7/87-12/92		R		53-0475		Luc	228,6x42	+ABS, Hand Brake
	87-92		R		18-0233			Ø 228,5	
	87-92		R		51-0012		Bdx	Ø 20,64 228,0x42	CRCI, RAI
	87-92		R		51-0087		Luc	Ø 20,64 228,0x40	LUC, ABS:Bendix, +ABS
1.8 TD Eng.A8A(XUD7TE)/ AJZ(XUD7TEY) (66kW)	3/88-12/92		F		22-0037-2		Bdx	Th 18,0	
	3/88-12/92		F		22-0099-0		Gir	Th 19,0	Vent.
	3/88-12/92		R		22-0100-0		Gir	Th 15,0	
	88-89		F		23-0097			Ø 266,0 Th 10,0-9,0	
	89-92		F		23-0191			Ø 265,8 Th 20,5-18,4	Vent.
	88-92		R		23-0217			Ø 247,5 Th 10,0-8,0	
	3/88-12/92		R		53-0323		Bdx	228,6x42	-ABS, Hand Brake
	3/88-12/92		R		53-0475		Luc	228,6x42	+ABS, Hand Brake
	88-92		R		18-0233			Ø 228,5	
	88-92		R		51-0012		Bdx	Ø 20,64 228,0x42	CRCI, RAI
	88-92		R		51-0087		Luc	Ø 20,64 228,0x40	LUC, ABS:Bendix, +ABS
	1.9 Eng.D2C(XU92C) (70kW)	7/87-12/92		F		22-0099-0		Gir	Th 19,0
7/87-12/92			R		22-0100-0		Gir	Th 15,0	
87-89			F		23-0097			Ø 266,0 Th 10,0-9,0	
90-92			F		23-0191			Ø 265,8 Th 20,5-18,4	Vent.
7/87-12/92			R		53-0323		Bdx	228,6x42	-ABS, Hand Brake
7/87-12/92			R		53-0475		Luc	228,6x42	+ABS, Hand Brake
87-92			R		18-0233			Ø 228,5	
87-92			R		51-0012		Bdx	Ø 20,64 228,0x42	CRCI, RAI
87-92			R		51-0087		Luc	Ø 20,64 228,0x40	LUC, ABS:Bendix, +ABS
1.9 D Eng.D9B(XUD9A) (51kW)		3/88-12/92		F		22-0037-2		Bdx	Th 18,0
	3/88-12/92		F		22-0099-0		Gir	Th 19,0	Vent.
	88-92		F		23-0097			Ø 266,0 Th 10,0-9,0	
	3/88-12/92		R		53-0323		Bdx	228,6x42	-ABS, Hand Brake
	3/88-12/92		R		53-0475		Luc	228,6x42	+ABS, Hand Brake
	88-92		R		18-0233			Ø 228,5	
	88-92		R		51-0012		Bdx	Ø 20,64 228,0x42	CRCI, RAI
	88-92		R		51-0087		Luc	Ø 20,64 228,0x40	LUC, ABS:Bendix, +ABS
1.9 D Eng.DJZ(XUD9Y) (47kW)	7/88-9/92		F		22-0037-2		Bdx	Th 18,0	
	7/88-9/92		F		22-0099-0		Gir	Th 19,0	Vent.
	88-92		F		23-0097			Ø 266,0 Th 10,0-9,0	
	7/88-9/92		R		53-0323		Bdx	228,6x42	-ABS, Hand Brake
	7/88-9/92		R		53-0475		Luc	228,6x42	+ABS, Hand Brake
	88-92		R		18-0233			Ø 228,5	
	88-92		R		51-0012		Bdx	Ø 20,64 228,0x42	CRCI, RAI
	88-92		R		51-0087		Luc	Ø 20,64 228,0x40	LUC, ABS:Bendix, +ABS
1.9 GRi/SRI 4WD Eng.DDZ(XU9M) (80kW)	7/88-12/92		F		22-0099-0		Gir	Th 19,0	Vent.
	7/88-12/92		R		22-0100-0		Gir	Th 15,0	
	88-92		F		23-0191			Ø 265,8 Th 20,5-18,4	Vent.
	88-92		R		23-0217			Ø 247,5 Th 10,0-8,0	Exc. 4WD
	88-92		R		23-0100		Bdx	Ø 247,0 Th 10,0-9,0	4WD
	88-92		R		18-0233			Ø 228,5	

		Spare Parts	F/R	L/R	METELLI ref.	METELLI ref. w/KIT		DIMENSIONS mm.	NOTE
1.9 GTi Eng.DKZ(XU9JA/ Z/ 2C/ S) (88-96kW)	7/88-12/92	F	F		22-0099-0		Gir	Th 19,0	Vent.
	7/88-12/92		R		22-0100-0		Gir	Th 15,0	
	88-89	F	F		23-0097			Ø 266,0 Th 10,0-9,0	
	90-92		R		23-0191			Ø 265,8 Th 20,5-18,4	Vent.
	88-92	R			18-0233			Ø 228,5	
	88-92	R			51-0012		Bdx	Ø 20,64 228,0x42	CRCl, RAI
88-92	R			51-0087		Luc	Ø 20,64 228,0x40	LUC, ABS:Bendix, +ABS	
1.9 Sport MI-16 Eng.DFW(XU9J4Z) (108kW)	4/88-12/92	F	F		22-0099-0		Gir	Th 19,0	Vent.
	88-92	F			23-0191			Ø 265,8 Th 20,5-18,4	Vent.
	88-92	R			23-0217			Ø 247,5 Th 10,0-8,0	
1.9 Sport MI-16 4WD Eng.DFW(XU9J4Z) (108kW)	4/88-12/92	F	F		22-0099-0		Gir	Th 19,0	Vent.
	89-92	F			23-0191			Ø 265,8 Th 20,5-18,4	Vent.
	89-92	R			23-0100		Bdx	Ø 247,0 Th 10,0-9,0	
1.9i Eng.DFZ(XU9J1) (77kW)	7/87-12/92	F	F		22-0099-0		Gir	Th 19,0	Vent.
	7/87-12/92		R		22-0100-0		Gir	Th 15,0	
	87-89	F			23-0097			Ø 266,0 Th 10,0-9,0	
	90-92	F			23-0191			Ø 265,8 Th 20,5-18,4	Vent.
	87-92	R			18-0233			Ø 228,5	
	87-92	R			51-0012		Bdx	Ø 20,64 228,0x42	CRCl, RAI
87-92	R			51-0087		Luc	Ø 20,64 228,0x40	LUC, ABS:Bendix, +ABS	
<b>405 I (15E) Break 1/87-12/92</b>									
1.6 Eng.B1E(XU51C) (53kW)	7/87-12/92	F	F		22-0037-2		Bdx	Th 18,0	
	7/87-12/92		R		22-0099-0		Gir	Th 19,0	Vent.
	87-92	F			23-0097			Ø 266,0 Th 10,0-9,0	
	7/87-12/92	R			53-0475		Luc	228,6x42	Hand Brake
	87-92	R			18-0233			Ø 228,5	+ABS
	87-92	R			51-0087		Luc	Ø 20,64 228,0x40	LUC, ABS:Bendix, +ABS
1.6 Eng.B2A(XU52C)/ S (66-69kW)	1/87-12/92	F	F		22-0037-2		Bdx	Th 18,0	
	1/87-12/92		R		22-0099-0		Gir	Th 19,0	Vent.
	87-92	F			23-0097			Ø 266,0 Th 10,0-9,0	
	1/87-12/92	R			53-0475		Luc	228,6x42	Hand Brake
	87-92	R			18-0233			Ø 228,5	+ABS
	87-92	R			51-0087		Luc	Ø 20,64 228,0x40	LUC, ABS:Bendix, +ABS
1.6 Eng.BAZ(XU5CP) (55kW)	7/87-6/88	F	F		22-0037-2		Bdx	Th 18,0	
	7/87-6/88		R		22-0099-0		Gir	Th 19,0	Vent.
	87-88	F			23-0097			Ø 266,0 Th 10,0-9,0	
	7/87-6/88	R			53-0475		Luc	228,6x42	Hand Brake
	87-88	R			18-0233			Ø 228,5	+ABS
	87-88	R			51-0087		Luc	Ø 20,64 228,0x40	LUC, ABS:Bendix, +ABS
1.6 Eng.BDY(XU5M2Z/ 3Z)/ BDZ(XU5M) (65-66kW)	7/87-12/92	F	F		22-0037-2		Bdx	Th 18,0	
	7/87-12/92		R		22-0099-0		Gir	Th 19,0	Vent.
	87-92	F			23-0097			Ø 266,0 Th 10,0-9,0	
	7/87-12/92	R			53-0475		Luc	228,6x42	Hand Brake
	87-92	R			18-0233			Ø 228,5	+ABS
	87-92	R			51-0087		Luc	Ø 20,64 228,0x40	LUC, ABS:Bendix, +ABS
1.8 TD Eng.A8A(XUD7TE)/ AJZ(XUD7TEY) (66kW)	3/88-12/92	F	F		22-0037-2		Bdx	Th 18,0	
	3/88-12/92		R		22-0099-0		Gir	Th 19,0	Vent.
	3/88-12/92	R			22-0100-0		Gir	Th 15,0	
	88-89	F			23-0097			Ø 266,0 Th 10,0-9,0	
	89-8/92	F			23-0191			Ø 265,8 Th 20,5-18,4	Vent.
	88-92	R			23-0217			Ø 247,5 Th 10,0-8,0	
3/88-12/92	R			53-0475		Luc	228,6x42	Hand Brake	
1.9 Eng.D2C(XU92C) (70kW)	7/87-12/92	F	F		22-0099-0		Gir	Th 19,0	Vent.
	7/87-12/92		R		22-0100-0		Gir	Th 15,0	
	87-89	F			23-0097			Ø 266,0 Th 10,0-9,0	
	90-92	F			23-0191			Ø 265,8 Th 20,5-18,4	Vent.
	7/87-12/92	R			53-0475		Luc	228,6x42	Hand Brake
1.9 D Eng.D9B(XUD9A) (51kW)	3/88-12/92	F	F		22-0037-2		Bdx	Th 18,0	
	3/88-12/92		R		22-0099-0		Gir	Th 19,0	Vent.
	88-92	F			23-0097			Ø 266,0 Th 10,0-9,0	
	3/88-12/92	R			53-0475		Luc	228,6x42	Hand Brake
	88-92	R			18-0233			Ø 228,5	+ABS
	88-92	R			51-0087		Luc	Ø 20,64 228,0x40	LUC, ABS:Bendix, +ABS
1.9 D Eng.DJZ(XUD9Y) (47kW)	7/88-9/92	F	F		22-0037-2		Bdx	Th 18,0	
	7/88-9/92		R		22-0099-0		Gir	Th 19,0	Vent.
	88-92	F			23-0097			Ø 266,0 Th 10,0-9,0	
	7/88-9/92	R			53-0475		Luc	228,6x42	Hand Brake






































		Spare Parts	F/R	L/R	METELLI ref.	METELLI ref. w/KIT		DIMENSIONS mm.	NOTE
1.9 D Eng.DJZ(XUD9Y) (47kW)	88-92		R		18-0233			Ø 228,5	+ABS
	88-92		R		51-0087		Luc	Ø 20,64 228,0x40	LUC, ABS:Bendix, +ABS
1.9 GRi/SRi Eng.DDZ(XU9M) (80kW)	7/88-12/92		F		22-0099-0		Gir	Th 19,0	Vent.
			R		22-0100-0		Gir	Th 15,0	
	88-92		F		23-0191			Ø 265,8 Th 20,5-18,4	Vent.
	88-92		R		23-0217			Ø 247,5 Th 10,0-8,0	
	88-92		R		18-0233			Ø 228,5	+ABS
	88-92		R		51-0087		Luc	Ø 20,64 228,0x40	LUC, ABS:Bendix, +ABS
1.9 GRi/SRi 4WD Eng.DDZ(XU9M) (80kW)	7/88-12/92		F		22-0099-0		Gir	Th 19,0	Vent.
			R		22-0100-0		Gir	Th 15,0	
	88-92		F		23-0191			Ø 265,8 Th 20,5-18,4	Vent.
	88-92		R		23-0100		Bdx	Ø 247,0 Th 10,0-9,0	
1.9 GTi Eng.DKZ(XU9JAZ) (88kW)	7/88-12/92		F		22-0099-0		Gir	Th 19,0	Vent.
	7/88-12/92		R		22-0100-0		Gir	Th 15,0	
1.9 Sport MI-16 Eng.DFW(XU9J4Z) (108kW)	4/88-12/92		F		22-0099-0		Gir	Th 19,0	Vent.
			F		23-0191			Ø 265,8 Th 20,5-18,4	Vent.
1.9 Sport MI-16 4WD Eng.DFW(XU9J4Z) (108kW)	4/88-12/92		R		23-0217			Ø 247,5 Th 10,0-8,0	
			F		22-0099-0		Gir	Th 19,0	Vent.
1.9 Sport MI-16 4WD Eng.DFW(XU9J4Z) (108kW)	88-92		F		23-0191			Ø 265,8 Th 20,5-18,4	Vent.
			R		23-0100		Bdx	Ø 247,0 Th 10,0-9,0	
1.9i, Allrad Eng.DFZ(XU9J1) (77kW)	7/87-12/92		F		22-0099-0		Gir	Th 19,0	Vent.
			R		22-0100-0		Gir	Th 15,0	
	87-89		F		23-0097			Ø 266,0 Th 10,0-9,0	
	90-92		F		23-0191			Ø 265,8 Th 20,5-18,4	Vent.
<b>405 II (4B) 8/92-10/96</b>									
1.4 Eng.KDY/ KDZ(TU3A/ AN/ S/ M/ 2/ 2K/ MC/ F2) (47-55kW)	8/92-10/96		F		22-0037-2		Bdx	Th 18,0	
			F		22-0099-0		Gir	Th 19,0	
	92-96		F		23-0097			Ø 266,0 Th 10,0-9,0	
	8/92-10/96		R		53-0323		Bdx	228,6x42	-ABS, Hand Brake
	8/92-10/96		R		53-0023		Luc	228,6x42	Hand Brake
	8/92-10/96		R		53-0475		Luc	228,6x42	ABS:Bendix, +ABS, Hand Brake
	92-96		R		18-0233			Ø 228,5	
	92-96		R		51-0012		Bdx	Ø 20,64 228,0x42	CRCI, RAI
	92-96		R		51-0087		Luc	Ø 20,64 228,0x40	LUC, ABS:Bendix, +ABS
1.6 Eng.BDY(XU5M2Z/ 3Z)/ XU5JP (65-66-69-76-85kW)	8/92-10/95		F		22-0037-2		Bdx	Th 18,0	
			F		22-0099-0		Gir	Th 19,0	Vent.
	92-95		F		23-0097			Ø 266,0 Th 10,0-9,0	
	8/92-10/95		R		53-0323		Bdx	228,6x42	-ABS, Hand Brake
	8/92-10/95		R		53-0475		Luc	228,6x42	ABS:Bendix, +ABS, Hand Brake
	92-95		R		18-0233			Ø 228,5	
	92-95		R		51-0012		Bdx	Ø 20,64 228,0x42	CRCI, RAI
	92-95		R		51-0087		Luc	Ø 20,64 228,0x40	LUC, ABS:Bendix, +ABS
1.8 Eng.LFZ(XU7JP) (74kW)	8/92-10/95		F		22-0037-2		Bdx	Th 18,0	
			F		22-0099-0		Gir	Th 19,0	Vent.
			R		22-0100-0		Gir	Th 15,0	
	92-95		F		23-0191			Ø 265,8 Th 20,5-18,4	Vent.
	92-95		R		23-0217			Ø 247,5 Th 10,0-8,0	
	8/92-10/95		R		53-0323		Bdx	228,6x42	-ABS, Hand Brake
	8/92-10/95		R		53-0475		Luc	228,6x42	ABS:Bendix, +ABS, Hand Brake
92-95		R		51-0087		Luc	Ø 20,64 228,0x40	LUC, ABS:Bendix, +ABS	
1.9 D Eng.DJY(XUD9A) (50kW)	6/94-10/95		F		22-0037-2		Bdx	Th 18,0	
			F		22-0099-0		Gir	Th 19,0	Vent.
	94-95		F		23-0097			Ø 266,0 Th 10,0-9,0	
	6/94-10/95		R		53-0323		Bdx	228,6x42	-ABS, Hand Brake
	6/94-10/95		R		53-0475		Luc	228,6x42	ABS:Bendix, +ABS, Hand Brake
	92-95		R		51-0087		Luc	Ø 20,64 228,0x40	LUC, ABS:Bendix, +ABS
1.9 D Eng.DJZ(XUD9Y) (47kW)	8/92-10/95		F		22-0037-2		Bdx	Th 18,0	
			F		22-0099-0		Gir	Th 19,0	Vent.
	92-95		F		23-0097			Ø 266,0 Th 10,0-9,0	
	8/92-10/95		R		53-0323		Bdx	228,6x42	-ABS, Hand Brake
	8/92-10/95		R		53-0475		Luc	228,6x42	ABS:Bendix, +ABS, Hand Brake
	92-95		R		18-0233			Ø 228,5	
92-95		R		51-0087		Luc	Ø 20,64 228,0x40	LUC, ABS:Bendix, +ABS	
1.9 TD Eng.DHY(XUD9TE) (66-68kW)	8/92-10/95		F		22-0037-2		Bdx	Th 18,0	
			F		22-0099-0		Gir	Th 19,0	Vent.
	8/92-10/95		R		22-0100-0		Gir	Th 15,0	
	92-95		F		23-0191			Ø 265,8 Th 20,5-18,4	Vent.
	92-95		R		23-0217			Ø 247,5 Th 10,0-8,0	

		Spare Parts	F/R	L/R	METELLI ref.	METELLI ref. w/KIT		DIMENSIONS mm.	NOTE
2.0 Eng.RFX(XU10J2/ 2C) (89kW)	8/92-10/95		F		<b>22-0099-0</b>		Gir	Th 19,0	Vent.
	8/92-10/95		R		<b>22-0100-0</b>		Gir	Th 15,0	
	92-95		F		<b>23-0191</b>			Ø 265,8 Th 20,5-18,4	Vent.
	92-95		R		<b>23-0217</b>			Ø 247,5 Th 10,0-8,0	
2.0 16v Eng.RFT(XU10J4) (110kW)	6/94-10/95		R		<b>22-0100-0</b>		Gir	Th 15,0	
	94-95		F		<b>23-0191</b>			Ø 265,8 Th 20,5-18,4	Vent.
	94-95		R		<b>23-0217</b>			Ø 247,5 Th 10,0-8,0	
2.0 MI-16 Eng.RFY(XU10J4Z) (112kW)	8/92-10/95		R		<b>22-0100-0</b>		Gir	Th 15,0	
	92-95		F		<b>23-0191</b>			Ø 265,8 Th 20,5-18,4	Vent.
	92-95		R		<b>23-0217</b>			Ø 247,5 Th 10,0-8,0	
2.0 T. 16 X4 Eng.RGZ(XU10J4TE-Z) (144kW)	8/92-10/95		R		<b>22-0100-0</b>		Gir	Th 15,0	
	92-95		F		<b>23-0336</b>			Ø 283,0 Th 22,0-20,0	Vent.
2.0 X4 Eng.RFX(XU10J2/ 2C) (89kW)	8/92-10/95		F		<b>22-0099-0</b>		Gir	Th 19,0	Vent.
	8/92-10/95		R		<b>22-0100-0</b>		Gir	Th 15,0	
	92-95		F		<b>23-0191</b>			Ø 265,8 Th 20,5-18,4	Vent.
	92-95		R		<b>23-0100</b>		Bdx	Ø 247,0 Th 10,0-9,0	
<b>405 II (4E) Break 8/92-10/96</b>									
1.4 Eng.KDY/ KDZ(TU3A/ AN/ S/ M/ 2/ 2K/ MC/ F2) (47-55kW)	8/92-10/96		F		<b>22-0037-2</b>		Bdx	Th 18,0	
	8/92-10/96		F		<b>22-0099-0</b>		Gir	Th 19,0	
	92-96		F		<b>23-0097</b>			Ø 266,0 Th 10,0-9,0	
	8/92-10/96		R		<b>53-0023</b>		Luc	228,6x42	Ch S71211990-, ABS:Bosch, +/-ABS, Hand Brake
	92-96		R		<b>18-0233</b>			Ø 228,5	
	92-96		R		<b>51-0087</b>		Luc	Ø 20,64 228,0x40	LUC, ABS:Bendix, +ABS
1.6 Eng.BDY(XU5M2Z/ 3Z)/ XU5JP (65-66-69-76-85kW)	8/92-10/95		F		<b>22-0037-2</b>		Bdx	Th 18,0	
	8/92-10/95		F		<b>22-0099-0</b>		Gir	Th 19,0	Vent.
	92-95		F		<b>23-0097</b>			Ø 266,0 Th 10,0-9,0	
	8/92-10/95		R		<b>53-0475</b>		Luc	228,6x42	Ch -S71211989, ABS:Bendix, +/-ABS, Hand Brake
	8/92-10/95		R		<b>53-0023</b>		Luc	228,6x42	Ch S71211990-, ABS:Bosch, +/-ABS, Hand Brake
	92-95		R		<b>18-0233</b>			Ø 228,5	
	2/94-10/95		R		<b>51-0137</b>		Luc	Ø 20,64 228,6x40	LUC
	92-95		R		<b>51-0087</b>		Luc	Ø 20,64 228,0x40	LUC, ABS:Bendix, +ABS
1.8 Eng.LFZ(XU7JP) (74kW)	8/92-10/95		F		<b>22-0037-2</b>		Bdx	Th 18,0	
	8/92-10/95		F		<b>22-0099-0</b>		Gir	Th 19,0	Vent.
	8/92-10/95		R		<b>22-0100-0</b>		Gir	Th 15,0	
	92-95		F		<b>23-0191</b>			Ø 265,8 Th 20,5-18,4	Vent.
	92-95		R		<b>23-0217</b>			Ø 247,5 Th 10,0-8,0	
	8/92-10/95		R		<b>53-0475</b>		Luc	228,6x42	Ch -S71211989, ABS:Bendix, +/-ABS, Hand Brake
	8/92-10/95		R		<b>53-0023</b>		Luc	228,6x42	Ch S71211990-, ABS:Bosch, +/-ABS, Hand Brake
	2/94-10/95		R		<b>51-0137</b>		Luc	Ø 20,64 228,6x40	LUC
92-95	R		<b>51-0087</b>		Luc	Ø 20,64 228,0x40	LUC, ABS:Bendix, +ABS		
1.9 Eng.D2A(XU92C) (77kW)	92-95		F		<b>23-0191</b>			Ø 265,8 Th 20,5-18,4	Vent.
	92-95		R		<b>23-0217</b>			Ø 247,5 Th 10,0-8,0	
	92-95		R		<b>18-0233</b>			Ø 228,5	
	92-95		R		<b>51-0087</b>		Luc	Ø 20,64 228,0x40	LUC, ABS:Bendix, +ABS
	1.9 D Eng.DJY(XUD9A) (50-51kW)	6/94-10/95		F		<b>22-0037-2</b>		Bdx	Th 18,0
6/94-10/95		F		<b>22-0099-0</b>		Gir	Th 19,0	Vent.	
94-95		F		<b>23-0097</b>			Ø 266,0 Th 10,0-9,0		
6/94-10/95		R		<b>53-0475</b>		Luc	228,6x42	Ch -S71211989, ABS:Bendix, +/-ABS, Hand Brake	
6/94-10/95		R		<b>53-0023</b>		Luc	228,6x42	Ch S71211990-, ABS:Bosch, +/-ABS, Hand Brake	
94-95		R		<b>18-0233</b>			Ø 228,5		
94-95		R		<b>51-0087</b>		Luc	Ø 20,64 228,0x40	LUC, ABS:Bendix, +ABS	
94-95		R		<b>51-0137</b>		Luc	Ø 20,64 228,6x40	LUC	
1.9 D Eng.DJZ(XUD9Y) (47kW)	8/92-10/95		F		<b>22-0037-2</b>		Bdx	Th 18,0	
	8/92-10/95		F		<b>22-0099-0</b>		Gir	Th 19,0	Vent.
	92-95		F		<b>23-0097</b>			Ø 266,0 Th 10,0-9,0	
	8/92-10/95		R		<b>53-0475</b>		Luc	228,6x42	Ch -S71211989, ABS:Bendix, +/-ABS, Hand Brake
	8/92-10/95		R		<b>53-0023</b>		Luc	228,6x42	Ch S71211990-, ABS:Bosch, +/-ABS, Hand Brake
92-95	R			<b>18-0233</b>			Ø 228,5		






































































		Spare Parts	F/R	L/R	METELLI ref.	METELLI ref. w/KIT		DIMENSIONS mm.	NOTE
1.9 D Eng.DJZ(XUD9Y) (47kW)	2/94-10/95		R		51-0137		Luc	Ø 20,64 228,6x40	LUC
	92-95		R		51-0087		Luc	Ø 20,64 228,0x40	LUC, ABS:Bendix, +ABS
1.9 TD Eng.DHY(XUD9TE) (66-68kW)	8/92-10/95		F		22-0037-2		Bdx	Th 18,0	
	8/92-10/95		F		22-0099-0		Gir	Th 19,0	Vent.
	8/92-10/95	R		22-0100-0		Gir	Th 15,0		
	92-95	F		23-0191			Ø 265,8 Th 20,5-18,4	Vent.	
	92-95	R		23-0217			Ø 247,5 Th 10,0-8,0		
	8/92-10/95		R		53-0023		Luc	228,6x42	Ch S71211990-, -ABS, Hand Brake
2.0 Eng.RFX(XU10J2/ 2C) (89kW)	8/92-10/95		F		22-0099-0		Gir	Th 19,0	Vent.
8/92-10/95	R			22-0100-0		Gir	Th 15,0		
	92-95		F		23-0191			Ø 265,8 Th 20,5-18,4	Vent.
	92-95		R		23-0217			Ø 247,5 Th 10,0-8,0	
2.0 T. X4 Eng.RGZ(XU10J4TE-Z) (144kW)	8/92-12/95		R		22-0100-0		Gir	Th 15,0	
2.0 X4 Eng.RFX(XU10J2/ 2C) (89kW)	8/92-10/95		F		22-0099-0		Gir	Th 19,0	Vent.
	8/92-10/95		R		22-0100-0		Gir	Th 15,0	
	92-95		F		23-0191			Ø 265,8 Th 20,5-18,4	Vent.
	92-95		R		23-0100		Bdx	Ø 247,0 Th 10,0-9,0	
	8/92-10/95		R		53-0023		Luc	228,6x42	FWD, Hand Brake
<b>406 (8B/E/F), Break, Coupè 11/95-5/04</b>									
1.6 (Exc. Break) Eng.BFZ(XU5JP/ J1/ JA) (65-76-85kW)	11/95-5/04		F		22-0213-0		Gir	Th 19,0	
	11/95-5/04		R		22-0192-1		Ate	Th 15,5	
	96-5/04		F		23-0455			Ø 260,0 Th 24,0-22,0	Vent.
	11/95-5/04		R		53-0326		Bdx	228,6x42	
	10/95-		R		18-0233			Ø 228,5	
	95-95-		R		51-0078		Bdx	Ø 20,64 228,0x40	RAI, +ABS
	95-		R		51-0077		Bdx	Ø 20,64 228,0x40	RAI, -ABS
1.8 Eng.LFX(XU7JB) (66kW)	5/97-5/04		F		22-0213-0		Gir	Th 19,0	
5/97-5/04	R			22-0192-1		Ate	Th 15,5		
	97-04		F		23-0455			Ø 260,0 Th 24,0-22,0	Vent.
	5/97-5/04		R		53-0326		Bdx	228,6x42	
	97-04		R		18-0233			Ø 228,5	
	97-04		R		51-0078		Bdx	Ø 20,64 228,0x40	RAI, +ABS
	97-04		R		51-0077		Bdx	Ø 20,64 228,0x40	RAI, -ABS
1.8 Eng.LFZ(XU7JP) (74kW)	1/95-5/04		R		53-0326		Bdx	228,6x42	
1.8 16v Eng.6FZ(EW7J4) (85kW)	00-04		F		22-0213-0		Gir	Th 19,0	
	00-04		R		22-0192-1		Ate	Th 15,5	
	00-04		F		23-0455			Ø 260,0 Th 24,0-22,0	Vent.
	00-04		R		23-0431			Ø 290,3 Th 10,0-8,0	
	10/00-5/04		R		53-0326		Bdx	228,6x42	
1.8 16v Eng.LFY(XU7JP4) (81kW)	11/95-10/00		F		22-0213-0		Gir	Th 19,0	
	11/95-10/00		R		22-0192-1		Ate	Th 15,5	
	95-00		F		23-0455			Ø 260,0 Th 24,0-22,0	Vent.
	11/95-10/00		R		53-0326		Bdx	228,6x42	
	95-00		R		18-0233			Ø 228,5	
	95-00		R		51-0078		Bdx	Ø 20,64 228,0x40	RAI, +ABS
	95-00		R		51-0077		Bdx	Ø 20,64 228,0x40	RAI, -ABS
1.9 D Eng.DHW(XUD9SD/ BSD) (55kW)	10/96-5/04		F		22-0213-0		Gir	Th 19,0	
	10/96-5/04		R		22-0192-1		Ate	Th 15,5	
	96-04		F		23-0455			Ø 260,0 Th 24,0-22,0	Vent.
	10/96-5/04		R		53-0326		Bdx	228,6x42	
	96-04		R		18-0233			Ø 228,5	
	96-04		R		51-0078		Bdx	Ø 20,64 228,0x40	RAI, +ABS
	96-04		R		51-0077		Bdx	Ø 20,64 228,0x40	RAI, -ABS
1.9 TD Eng.DHX(XUD9TE) (66-68kW)	1/96-5/04		F		22-0214-0		Gir	Th 19,0	
	1/96-5/04		R		22-0192-1		Ate	Th 15,5	
	96-04		F		23-0454			Ø 283,0 Th 26,0-24,0	Vent.
	1/96-5/04		R		53-0326		Bdx	228,6x42	
	96-04		R		18-0233			Ø 228,5	
	96-04		R		51-0078		Bdx	Ø 20,64 228,0x40	RAI, +ABS
1.9 TD (Exc. Break) Eng.DHY(XUD9TE) (66-68kW)	1/96-5/04		F		22-0214-0		Gir	Th 19,0	
	1/96-5/04		R		22-0192-1		Ate	Th 15,5	
	96-5/04		F		23-0454			Ø 283,0 Th 26,0-24,0	Vent.
	1/96-5/04		R		53-0326		Bdx	228,6x42	
	96-04		R		18-0233			Ø 228,5	
	96-		R		51-0078		Bdx	Ø 20,64 228,0x40	RAI, +ABS

		Spare Parts	F/R	L/R	METELLI ref.	METELLI ref. w/KIT		DIMENSIONS mm.	NOTE
1.9 TD (Exc. Break) Eng.DHY(XUD9TE) (66-68kW)	96-		R		51-0077		Bdx	Ø 20,64 228,0x40	RAI, -ABS
2.0 16v HPI Eng.RLZ(EW10D) (103kW)	5/01-5/04		F		22-0214-0		Gir	Th 19,0	
	5/01-5/04		R		22-0192-1		Ate	Th 15,5	
	01-04		F		23-0454			Ø 283,0 Th 26,0-24,0	Vent.
	01-04		R		23-0431			Ø 290,3 Th 10,0-8,0	
	5/01-5/04		R		53-0330	53-0330K	Ate	185,0x30	
	5/01-5/04		R		53-0326		Bdx	228,6x42	
2.0 16v, Coupé Eng.RFN(EW10J4) (100kW)	8/00-5/04		F		22-0214-0		Gir	Th 19,0	
	8/00-5/04		R		22-0192-1		Ate	Th 15,5	
	00-04		F		23-0454			Ø 283,0 Th 26,0-24,0	Vent.
	00-04		R		23-0431			Ø 290,3 Th 10,0-8,0	
	8/00-5/04		R		53-0330	53-0330K	Ate	185,0x30	
	8/00-5/04		R		53-0326		Bdx	228,6x42	
2.0 16v, Coupé Eng.RFR(DEW10J4) (99kW)	1/99-8/00		F		22-0214-0		Gir	Th 19,0	
	1/99-8/00		R		22-0192-1		Ate	Th 15,5	
	99-00		F		23-0454			Ø 283,0 Th 26,0-24,0	Vent.
	99-00		R		23-0431			Ø 290,3 Th 10,0-8,0	
	1/99-8/00		R		53-0330	53-0330K	Ate	185,0x30	
	1/99-8/00		R		53-0326		Bdx	228,6x42	
2.0 16v, Coupé Eng.RFV(XU10J4R) (97kW)	11/95-5/04		F		22-0214-0		Gir	Th 19,0	
	11/95-5/04		R		22-0192-1		Ate	Th 15,5	
	95-04		F		23-0454			Ø 283,0 Th 26,0-24,0	Vent.
	95-04		R		23-0431			Ø 290,3 Th 10,0-8,0	
	11/95-5/04		R		53-0330	53-0330K	Ate	185,0x30	
	11/95-5/04		R		53-0326		Bdx	228,6x42	
2.0 HDi Eng.RHY(DW10TD) (66kW)	2/99-5/04		F		22-0214-0		Gir	Th 19,0	
	2/99-5/04		R		22-0192-1		Ate	Th 15,5	
	99-04		F		23-0454			Ø 283,0 Th 26,0-24,0	Vent.
2.0 HDi Eng.RHZ(DW10ATED) (80kW)	2/99-8/01		F		22-0214-0		Gir	Th 19,0	
	2/99-8/01		R		22-0192-1		Ate	Th 15,5	
	99-01		F		23-0454			Ø 283,0 Th 26,0-24,0	Vent.
	99-01		R		23-0431			Ø 290,3 Th 10,0-8,0	
	2/99-8/01		R		53-0330	53-0330K	Ate	185,0x30	
2.0 HDi FAP Eng.RHS(DW10ATED4) (79kW)	8/01-5/04		F		22-0214-0		Gir	Th 19,0	
	8/01-5/04		R		22-0192-1		Ate	Th 15,5	
	01-04		F		23-0454			Ø 283,0 Th 26,0-24,0	Vent.
	01-04		R		23-0431			Ø 290,3 Th 10,0-8,0	
	8/01-5/04		R		53-0330	53-0330K	Ate	185,0x30	
2.0 T. Eng.RGX(XU10J2TE) (108kW)	4/96-5/04		F		22-0214-0		Gir	Th 19,0	
	4/96-5/04		R		22-0192-1		Ate	Th 15,5	
	96-04		F		23-0454			Ø 283,0 Th 26,0-24,0	Vent.
	4/96-5/04		R		53-0330	53-0330K	Ate	185,0x30	
	4/96-5/04		R		53-0326		Bdx	228,6x42	
2.1 TD 12v Eng.PHZ/ P8C(XUD11ATE/ BTE) (80kW)	1/96-5/04		F		22-0214-0		Gir	Th 19,0	
	1/96-5/04		R		22-0192-1		Ate	Th 15,5	
	96-5/04		F		23-0454			Ø 283,0 Th 26,0-24,0	Vent.
	96-5/04		R		23-0431			Ø 290,3 Th 10,0-8,0	
2.2 HDi, Coupé Eng.4HX(DW12TED4-FAP) (94-98kW)	1/96-5/04		R		53-0330	53-0330K	Ate	185,0x30	
	3/00-5/04		F		22-0251-1		Bre	Th 17,5	Coupé
	3/00-5/04		F		22-0214-0		Gir	Th 19,0	
	3/00-5/04		R		22-0192-1		Ate	Th 15,5	
	3/00-5/04		F		23-0454			Ø 283,0 Th 26,0-24,0	Vent., Exc. Coupé
2.2, Coupé Eng.3FZ(EW12J4) (116kW)	3/00-5/04		R		23-0431			Ø 290,3 Th 10,0-8,0	
	7/00-5/04		F		22-0214-0		Gir	Th 19,0	
3.0 V6 12v, Coupé Eng.XFZ(ES9J4) (140kW)	7/00-5/04		R		22-0192-1		Ate	Th 15,5	
	00-04		F		23-0454			Ø 283,0 Th 26,0-24,0	Vent.
	00-04		R		23-0431			Ø 290,3 Th 10,0-8,0	
	10/96-5/04		F		22-0251-1		Bre	Th 17,5	Coupé
3.0 V6 24v, Coupé Eng.XFX(ES9J4S) (152kW)	10/96-5/04		F		22-0214-0		Gir	Th 19,0	
	10/96-5/04		R		22-0192-1		Ate	Th 15,5	
	96-5/04		F		23-0454			Ø 283,0 Th 26,0-24,0	Vent., Exc. Coupé
	3/00-5/04		F		22-0251-1		Bre	Th 17,5	Coupé
	3/00-5/04		F		22-0214-0		Gir	Th 19,0	
3.0 V6 24v, Coupé Eng.XFX(ES9J4S) (152kW)	3/00-5/04		R		22-0192-1		Ate	Th 15,5	
	3/00-5/04		F		23-0454			Ø 283,0 Th 26,0-24,0	Vent., Exc. Coupé
	3/00-5/04		R		23-0431			Ø 290,3 Th 10,0-8,0	




		Spare Parts	F/R	L/R	METELLI ref.	METELLI ref. w/KIT		DIMENSIONS mm.	NOTE
3.0 V6 24v, Coupé Eng.XFX(ES9J4S) (152kW)	3/00-5/04		R		53-0330	53-0330K	Ate	185,0x30	
<b>407 I, SW 5/04-9/08</b>									
1.6 HDi 16v FAP Eng.DV6TED4 (80kW)	5/04-		F		22-0600-0		Gir	Th 20,0	
	5/04-		R		22-0602-0		Gir	Th 18,0	
	5/04-		F		23-0794			Ø 283,0 Th 26,0-24,0	Vent.
	5/04-		R		23-0795			Ø 290,0 Th 12,0-10,0	
1.8 16v Eng.6FY(EW7A) (92kW)	9/05-		F		22-0600-0		Gir	Th 20,0	
	9/05-		R		22-0602-0		Gir	Th 18,0	
	05-		F		23-0794			Ø 283,0 Th 26,0-24,0	Vent.
	05-		R		23-0795			Ø 290,0 Th 12,0-10,0	
1.8 16v Eng.6FZ(EW7J4) (85kW)	5/04-		F		22-0600-0		Gir	Th 20,0	
	5/04-		R		22-0602-0		Gir	Th 18,0	
	5/04-		F		23-0794			Ø 283,0 Th 26,0-24,0	Vent.
	5/04-		R		23-0795			Ø 290,0 Th 12,0-10,0	
2.0 16v Eng.RFJ(EW10A) (103kW)	05-08		F		22-0600-0		Gir	Th 20,0	
	05-08		R		22-0602-0		Gir	Th 18,0	
	05-08		F		23-0794			Ø 283,0 Th 26,0-24,0	Vent.
	05-08		R		23-0795			Ø 290,0 Th 12,0-10,0	
2.0 16v Eng.RFN(EW10J4) (100kW)	04-08		F		22-0600-0		Gir	Th 20,0	
	04-08		R		22-0602-0		Gir	Th 18,0	
	04-08		F		23-0794			Ø 283,0 Th 26,0-24,0	Vent.
	04-08		R		23-0795			Ø 290,0 Th 12,0-10,0	
2.0 HDi 16v, Coupé Eng.RHR(DW10BTED4) (100kW)	5/04-		F		22-0600-0		Gir	Th 20,0	
	5/04-		R		22-0602-0		Gir	Th 18,0	
	5/04-		F		23-0794			Ø 283,0 Th 26,0-24,0	Vent.
	5/04-		R		23-0795			Ø 290,0 Th 12,0-10,0	
2.2 16v Eng.3FZ(EW12J4) (116kW)	04-08		F		22-0601-0		Gir	Th 18,5	
	04-08		R		22-0602-0		Gir	Th 18,0	
	04-08		F		23-0793			Ø 330,0 Th 30,0-28,0	Vent.
	04-08		R		23-0795			Ø 290,0 Th 12,0-10,0	
2.2 16v, Coupé Eng.3FY(EW12J4) (120kW)	05-08		F		22-0601-0		Gir	Th 18,5	
	05-08		R		22-0602-0		Gir	Th 18,0	
	05-08		F		23-0793			Ø 330,0 Th 30,0-28,0	Vent.
	05-08		R		23-0795			Ø 290,0 Th 12,0-10,0	Exc. Coupé
2.2 HDi 16v Eng.4HT(DW12BTED4) (125kW)	5/06-		F		22-0601-0		Gir	Th 18,5	
	5/06-		R		22-0602-0		Gir	Th 18,0	
	5/06-		F		23-0793			Ø 330,0 Th 30,0-28,0	Vent.
	06-		R		23-0795			Ø 290,0 Th 12,0-10,0	
2.7 HDi 24v, Coupé Eng.DT17TED4 (150kW)	10/05-		F		22-0601-0		Gir	Th 18,5	
	10/05-		R		22-0602-0		Gir	Th 18,0	
	05-		F		23-0793			Ø 330,0 Th 30,0-28,0	Vent.
	05-		R		23-0795			Ø 290,0 Th 12,0-10,0	Exc. Coupé
3.0 V6 24v, Coupé Eng.XFV(ES9A) (155kW)	5/04-		F		22-0601-0		Gir	Th 18,5	
	5/04-		R		22-0602-0		Gir	Th 18,0	
	5/04-		F		23-0793			Ø 330,0 Th 30,0-28,0	Vent.
	5/04-		R		23-0795			Ø 290,0 Th 12,0-10,0	Exc. Coupé
<b>504 7/68-7/86</b>									
1.8 Eng.XM1 (60kW)	7/68-2/71		F		22-0021-0		Ate	Th 19,0	
	7/68-2/71		F		22-0080-0		Gir	Th 17,0	
	68-71		F		23-0025			Ø 273,0 Th 12,5-10,7	
	68-71		R		23-0048			Ø 273,5 Th 12,0-10,5	
	68-71		R		18-0231			Ø 255,0	Incl. Camionette
	68-71		R		18-0232			Ø 280,0	Export
1.8 Eng.XM7 (58kW)	1/71-6/83		F		22-0021-0		Ate	Th 19,0	
	1/71-6/83		F		22-0080-0		Gir	Th 17,0	
	71-83		F		23-0025			Ø 273,0 Th 12,5-10,7	
	71-83		R		23-0048			Ø 273,5 Th 12,0-10,5	
	71-83		R		18-0231			Ø 255,0	Incl. Camionette
	71-83		R		18-0232			Ø 280,0	Export
1.8i Eng.KF5/ KF6 (71kW)	7/68-2/71		F		22-0021-0		Ate	Th 19,0	
	7/68-2/71		F		22-0080-0		Gir	Th 17,0	
	68-71		F		23-0025			Ø 273,0 Th 12,5-10,7	
	68-71		R		23-0048			Ø 273,5 Th 12,0-10,5	
	68-71		R		18-0231			Ø 255,0	Incl. Camionette
	68-71		R		18-0232			Ø 280,0	Export



		Spare Parts	F/R	L/R	METELLI ref.	METELLI ref. w/KIT		DIMENSIONS mm.	NOTE
1.9 D Eng.XD4x88 (37-40kW)		3/73-7/86	F		22-0021-0		Ate	Th 19,0	
		3/73-7/86	F		22-0080-0		Gir	Th 17,0	
		73-86	F		23-0025			Ø 273,0 Th 12,5-10,7	
		73-86	R		23-0048			Ø 273,5 Th 12,0-10,5	
		73-86	R		18-0231			Ø 255,0	Incl. Camionette
		73-86	R		18-0232			Ø 280,0	Export
2.0 Eng.106(XN1/ A/ P/ T) (71kW)		3/71-6/86	F		22-0021-0		Ate	Th 19,0	
		3/71-6/86	F		22-0080-0		Gir	Th 17,0	
		3/71-6/86	R		22-0084-0		Gir	Th 16,5	
		71-86	F		23-0025			Ø 273,0 Th 12,5-10,7	
		71-86	R		23-0048			Ø 273,5 Th 12,0-10,5	
		71-86	R		18-0231			Ø 255,0	Incl. Camionette
2.0 Coupé, Cabrio Eng.106(XN1A) (75kW)		11/74-8/82	R		23-0048			Ø 273,5 Th 12,0-10,5	
		10/74-8/82	R		53-0011	53-0011K	Ate	160,0x25	Hand Brake
		11/74-8/82	R		18-0231			Ø 255,0	Incl. Camionette
		11/74-8/82	R		18-0232			Ø 280,0	Export
		71-86	F		23-0025			Ø 273,0 Th 12,5-10,7	
		71-86	R		23-0048			Ø 273,5 Th 12,0-10,5	
2.0 TI, Coupé, Cabrio Eng.107(XN2) (64-78kW)		1/71-8/84	F		22-0021-0		Ate	Th 19,0	
		1/71-8/84	F		22-0080-0		Gir	Th 17,0	
		1/71-8/84	R		22-0084-0		Gir	Th 16,5	
		71-84	R		23-0048			Ø 273,5 Th 12,0-10,5	
		1/71-8/84	R		53-0011	53-0011K	Ate	160,0x25	Hand Brake
		71-84	R		18-0231			Ø 255,0	Incl. Camionette
2.1 D Eng.XD4x90 (48kW)		2/71-7/86	F		22-0021-0		Ate	Th 19,0	
		2/71-7/86	F		22-0080-0		Gir	Th 17,0	
		71-86	F		23-0025			Ø 273,0 Th 12,5-10,7	
		71-86	R		23-0048			Ø 273,5 Th 12,0-10,5	
		71-86	R		18-0231			Ø 255,0	Incl. Camionette
		71-86	R		18-0232			Ø 280,0	Export
2.3 D Eng.134(XD2) (51kW)		7/75-12/83	F		22-0021-0		Ate	Th 19,0	
		7/75-12/83	F		22-0080-0		Gir	Th 17,0	
		75-83	F		23-0025			Ø 273,0 Th 12,5-10,7	
		75-83	R		23-0048			Ø 273,5 Th 12,0-10,5	
		75-83	R		18-0231			Ø 255,0	Incl. Camionette
		75-83	R		18-0232			Ø 280,0	Export
2.7 Coupé Eng.140(ZMJ) (106kW)		10/77-8/84	F		22-0021-0		Ate	Th 19,0	
		10/77-8/84	R		22-0084-0		Gir	Th 16,5	
		77-84	R		23-0048			Ø 273,5 Th 12,0-10,5	
		77-84	R		18-0231			Ø 255,0	Incl. Camionette
		77-84	R		18-0232			Ø 280,0	Export
		77-84	R		18-0232			Ø 280,0	Export
<b>504 Break 4/71-7/86</b>									
1.8 Eng.XM7 (54kW)		4/71-7/86	F		22-0021-0		Ate	Th 19,0	
		4/71-7/86	F		22-0080-0		Gir	Th 17,0	
		71-86	F		23-0025			Ø 273,0 Th 12,5-10,7	
		71-86	R		23-0048			Ø 273,5 Th 12,0-10,5	
		71-86	R		18-0232			Ø 280,0	Export
2.0 Eng.XN1/ P/ T/ XNA (68kW)		4/71-7/86	F		22-0021-0		Ate	Th 19,0	
		4/71-7/86	F		22-0080-0		Gir	Th 17,0	
		4/71-7/86	R		22-0084-0		Gir	Th 16,5	
		71-86	R		23-0048			Ø 273,5 Th 12,0-10,5	
		71-86	R		18-0232			Ø 280,0	Export
2.1 D Eng.XD4x90 (48kW)		4/71-7/86	F		22-0021-0		Ate	Th 19,0	
		4/71-7/86	F		22-0080-0		Gir	Th 17,0	
		71-86	F		23-0025			Ø 273,0 Th 12,5-10,7	
		71-86	R		23-0048			Ø 273,5 Th 12,0-10,5	
		71-86	R		18-0232			Ø 280,0	Export
2.3 D Eng.134(XD2/ XD2S) (47-51-54-59kW)		7/75-7/86	F		22-0021-0		Ate	Th 19,0	
		7/75-7/86	F		22-0080-0		Gir	Th 17,0	
		75-86	F		23-0025			Ø 273,0 Th 12,5-10,7	
		75-86	R		23-0048			Ø 273,5 Th 12,0-10,5	
		75-86	R		18-0232			Ø 280,0	Export
<b>504 Pick-Up 1/80-12/89</b>									
1.6 Eng.XC7/ P (46kW)	1/80-6/87		F		22-0021-0		Ate	Th 19,0	
1.8 Eng.XM7 (53-55kW)	7/87-12/89		F		22-0021-0		Ate	Th 19,0	
			87-89	F		23-0025		Ø 273,0 Th 12,5-10,7	
			87-89	R		23-0048		Ø 273,5 Th 12,0-10,5	





































		Spare Parts	F/R	L/R	METELLI ref.	METELLI ref. w/KIT		DIMENSIONS mm.	NOTE
1.9 D Eng.XD4x88 (37-40kW)	1/80-12/89		F		<b>22-0021-0</b>		Ate	Th 19,0	
	80-89		F		<b>23-0025</b>			Ø 273,0 Th 12,5-10,7	
	80-89		R		<b>23-0048</b>			Ø 273,5 Th 12,0-10,5	
2.3 D Eng.134(XD2) (51kW)	1/80-12/89		F		<b>22-0021-0</b>		Ate	Th 19,0	
	80-89		F		<b>23-0025</b>			Ø 273,0 Th 12,5-10,7	
	80-89		R		<b>23-0048</b>			Ø 273,5 Th 12,0-10,5	
<b>505 (551A) 8/79-12/93</b>									
1.6 Eng.XC7/ P (44kW)	82-86		R		<b>18-0231</b>			Ø 255,0	
1.8 Eng.105(XM7/ A) (60-62kW)	1/82-10/86		F		<b>22-0021-0</b>		Ate	Th 19,0	
	1/82-10/86		F		<b>22-0090-0</b>		Bdx	Th 18,0	
	82-86		F		<b>23-0025</b>			Ø 273,0 Th 12,5-10,7	
	82-86		R		<b>18-0231</b>			Ø 255,0	
1.8 Eng.105(XM7/ P) (55kW)	6/81-10/85		F		<b>22-0021-0</b>		Ate	Th 19,0	
	6/81-10/85		F		<b>22-0090-0</b>		Bdx	Th 18,0	
	81-85		F		<b>23-0025</b>			Ø 273,0 Th 12,5-10,7	
	81-85		R		<b>18-0231</b>			Ø 255,0	
2.0 Eng.106(XN1/ A/ P/ T) (71-72kW)	11/80-9/91		F		<b>22-0021-0</b>		Ate	Th 19,0	
	-82		F		<b>22-0189-0</b>		Bdx	Th 18,0	
	82-		F		<b>22-0090-0</b>		Bdx	Th 18,0	
	11/80-9/91		R		<b>22-0084-0</b>		Gir	Th 16,5	
	80-91		F		<b>23-0025</b>			Ø 273,0 Th 12,5-10,7	
80-91		R		<b>18-0231</b>			Ø 255,0		
2.0 TI,STI Eng.829(ZEJ) (80-81kW)	8/79-10/86		F		<b>22-0021-0</b>		Ate	Th 19,0	
	-82		F		<b>22-0189-0</b>		Bdx	Th 18,0	
	82-		F		<b>22-0090-0</b>		Bdx	Th 18,0	
	8/79-10/86		R		<b>22-0084-0</b>		Gir	Th 16,5	
	79-86		F		<b>23-0025</b>			Ø 273,0 Th 12,5-10,7	
	79-86		R		<b>23-0048</b>			Ø 273,5 Th 12,0-10,5	
2.2 Eng.851X(ZDJL) (84-85kW)	5/81-12/93		F		<b>22-0021-0</b>		Ate	Th 19,0	
	5/81-12/93		F		<b>22-0090-0</b>		Bdx	Th 18,0	
	5/81-12/93		R		<b>22-0084-0</b>		Gir	Th 16,5	
	81-93		F		<b>23-0025</b>			Ø 273,0 Th 12,5-10,7	
	81-93		R		<b>23-0048</b>			Ø 273,5 Th 12,0-10,5	
2.2 GTI Eng.851B(ZDJL) (85-96kW)	8/83-12/93		F		<b>22-0021-0</b>		Ate	Th 19,0	
	83-		F		<b>22-0090-0</b>		Bdx	Th 18,0	
	8/83-12/93		R		<b>22-0084-0</b>		Gir	Th 16,5	
	83-93		F		<b>23-0025</b>			Ø 273,0 Th 12,5-10,7	
	83-93		R		<b>23-0048</b>			Ø 273,5 Th 12,0-10,5	
2.2i T. Eng.176B(N9TE) (114kW)	3/84-10/88		F		<b>22-0021-0</b>		Ate	Th 19,0	
	3/84-10/88		F		<b>22-0090-0</b>		Bdx	Th 18,0	
	3/84-10/88		R		<b>22-0084-0</b>		Gir	Th 16,5	
	84-88		R		<b>23-0048</b>			Ø 273,5 Th 12,0-10,5	
2.2i T. Eng.176W(N9TEA) (128kW)	6/87-12/88		F		<b>22-0021-0</b>		Ate	Th 19,0	
	6/87-12/88		F		<b>22-0090-0</b>		Bdx	Th 18,0	
	6/87-12/88		R		<b>22-0084-0</b>		Gir	Th 16,5	
	87-88		R		<b>23-0048</b>			Ø 273,5 Th 12,0-10,5	
2.2i T. Eng.176X(N9TE) (110kW)	1/86-12/87		F		<b>22-0021-0</b>		Ate	Th 19,0	
	1/86-12/87		F		<b>22-0090-0</b>		Bdx	Th 18,0	
	1/86-12/87		R		<b>22-0084-0</b>		Gir	Th 16,5	
	86-87		R		<b>23-0048</b>			Ø 273,5 Th 12,0-10,5	
2.3 D Eng.147(XD2) (47-51-59kW)	82-86		F		<b>23-0025</b>			Ø 273,0 Th 12,5-10,7	
	82-86		R		<b>18-0231</b>			Ø 255,0	
2.3 TD Eng.147(XD2S) (54-59kW)	-82		F		<b>22-0189-0</b>		Bdx	Th 18,0	
	82-		F		<b>22-0090-0</b>		Bdx	Th 18,0	
	9/80-6/86		F		<b>22-0021-0</b>		Ate	Th 19,0	
	9/80-6/86		R		<b>22-0084-0</b>		Gir	Th 16,5	
	80-86		F		<b>23-0025</b>			Ø 273,0 Th 12,5-10,7	
	80-86		R		<b>18-0231</b>			Ø 255,0	
2.5 D Eng.155(XD3) (51-55kW)	10/81-12/93		F		<b>22-0021-0</b>		Ate	Th 19,0	
	-82		F		<b>22-0189-0</b>		Bdx	Th 18,0	
	82-		F		<b>22-0090-0</b>		Bdx	Th 18,0	
	10/81-12/93		R		<b>22-0084-0</b>		Gir	Th 16,5	
	81-93		F		<b>23-0025</b>			Ø 273,0 Th 12,5-10,7	
81-93		R		<b>18-0231</b>			Ø 255,0		
2.5 TD Eng.152A(XD3T) (66kW)	10/83-12/93		F		<b>22-0021-0</b>		Ate	Th 19,0	
	10/83-12/93		F		<b>22-0090-0</b>		Bdx	Th 18,0	
	10/83-12/93		R		<b>22-0084-0</b>		Gir	Th 16,5	

		Spare Parts	F/R	L/R	METELLI ref.	METELLI ref. w/KIT		DIMENSIONS mm.	NOTE
2.5 TD Eng.152A(XD3T) (66kW)	83-93		F		23-0025			Ø 273,0 Th 12,5-10,7	
	83-93		R		18-0231			Ø 255,0	
2.5 TD Eng.152A(XD3T) (70kW)	10/83-12/90		F		22-0021-0		Ate	Th 19,0	
	10/83-12/90		F		22-0090-0		Bdx	Th 18,0	
	10/83-12/90		R		22-0084-0		Gir	Th 16,5	
	83-90		F		23-0025			Ø 273,0 Th 12,5-10,7	
2.5 TD Eng.152B(XD3TE) (77kW)	10/86-12/93		F		22-0021-0		Ate	Th 19,0	
	10/86-12/93		F		22-0090-0		Bdx	Th 18,0	
	10/86-12/93		R		22-0084-0		Gir	Th 16,5	
	86-93		F		23-0025			Ø 273,0 Th 12,5-10,7	
	86-93		R		18-0231			Ø 255,0	
2.8 GTI V6 Eng.154X(ZN3J) (105-125kW)	6/86-12/93		F		22-0021-0		Ate	Th 19,0	
	6/86-12/93		F		22-0090-0		Bdx	Th 18,0	
	6/86-12/93		R		22-0084-0		Gir	Th 16,5	
<b>505 Break (551D) 6/81-12/93</b>									
1.8 Eng.105(XM7/ A) (60-62kW)	82-86		F		23-0025			Ø 273,0 Th 12,5-10,7	
	82-86		R		18-0231			Ø 255,0	
1.8 Eng.105(XM7/ P) (55kW)	81-85		F		23-0025			Ø 273,0 Th 12,5-10,7	
	81-85		R		18-0231			Ø 255,0	
2.0 Eng.106(XN1) (69kW)	8/83-12/85		F		22-0021-0		Ate	Th 19,0	
	8/83-12/85		F		22-0090-0		Bdx	Th 18,0	
	8/83-12/85		R		22-0084-0		Gir	Th 16,5	
	83-85		F		23-0025			Ø 273,0 Th 12,5-10,7	
	83-85		R		18-0231			Ø 255,0	
2.0 Eng.106E(XN1A) (72kW)	9/85-11/87		F		22-0021-0		Ate	Th 19,0	
	9/85-11/87		F		22-0090-0		Bdx	Th 18,0	
	9/85-11/87		R		22-0084-0		Gir	Th 16,5	
	85-87		F		23-0025			Ø 273,0 Th 12,5-10,7	
	85-87		R		18-0231			Ø 255,0	
2.2 Eng.851X(ZDJL) (84-85kW)	1/86-12/93		F		22-0021-0		Ate	Th 19,0	
	1/86-12/93		F		22-0090-0		Bdx	Th 18,0	
	1/86-12/93		R		22-0084-0		Gir	Th 16,5	
	86-93		F		23-0025			Ø 273,0 Th 12,5-10,7	
	86-93		R		23-0048			Ø 273,5 Th 12,0-10,5	
	86-93		R		18-0231			Ø 255,0	
2.2 GTI Eng.851B(ZDJL) (85-96kW)	9/85-12/86		F		22-0021-0		Ate	Th 19,0	
	9/85-12/86		F		22-0090-0		Bdx	Th 18,0	
	9/85-12/86		R		22-0084-0		Gir	Th 16,5	
	85-86		F		23-0025			Ø 273,0 Th 12,5-10,7	
	85-86		R		23-0048			Ø 273,5 Th 12,0-10,5	
	85-86		R		18-0231			Ø 255,0	
2.3 D Eng.147(XD2) (51kW)	82-84		F		23-0025			Ø 273,0 Th 12,5-10,7	
	82-84		R		18-0231			Ø 255,0	
2.3 D Eng.147(XD2) (59kW)	4/82-6/86		F		22-0021-0		Ate	Th 19,0	
	4/82-6/86		F		22-0090-0		Bdx	Th 18,0	
	4/82-6/86		R		22-0084-0		Gir	Th 16,5	
	82-86		F		23-0025			Ø 273,0 Th 12,5-10,7	
	82-86		R		18-0231			Ø 255,0	
2.5 D Eng.152A(XD3T) (70kW)	10/83-12/90		F		22-0021-0		Ate	Th 19,0	
	10/83-12/90		F		22-0090-0		Bdx	Th 18,0	
	10/83-12/90		R		22-0084-0		Gir	Th 16,5	
	83-90		F		23-0025			Ø 273,0 Th 12,5-10,7	
2.5 D Eng.155(XD3) (51-55-66kW)	1/86-12/93		F		22-0021-0		Ate	Th 19,0	
	1/86-12/93		F		22-0090-0		Bdx	Th 18,0	
	1/86-12/93		R		22-0084-0		Gir	Th 16,5	
	86-93		F		23-0025			Ø 273,0 Th 12,5-10,7	
	86-93		R		18-0231			Ø 255,0	
2.5 D Eng.155(XD3) (55kW)	8/83-12/93		F		22-0021-0		Ate	Th 19,0	
	8/83-12/93		F		22-0090-0		Bdx	Th 18,0	
	8/83-12/93		R		22-0084-0		Gir	Th 16,5	
	83-93		F		23-0025			Ø 273,0 Th 12,5-10,7	
	83-93		R		18-0231			Ø 255,0	
2.5 TD Eng.152A(XD3T) (66kW)	10/85-11/87		F		22-0021-0		Ate	Th 19,0	
	10/85-11/87		F		22-0090-0		Bdx	Th 18,0	
	10/85-11/87		R		22-0084-0		Gir	Th 16,5	
	85-87		F		23-0025			Ø 273,0 Th 12,5-10,7	
	85-87		R		18-0231			Ø 255,0	














		Spare Parts	F/R	L/R	METELLI ref.	METELLI ref. w/KIT		DIMENSIONS mm.	NOTE
2.5 TD Eng.152B(XD3TE) (77kW)	10/86-12/93	F	F		22-0021-0		Ate	Th 19,0	
	10/86-12/93				22-0090-0		Bdx	Th 18,0	
	10/86-12/93				22-0084-0		Gir	Th 16,5	
	86-93	F	F		23-0025			Ø 273,0 Th 12,5-10,7	
	86-93	R	R		18-0231			Ø 255,0	
<b>604 8/77-7/87</b>									
2.3 TD Eng.147(XD2S) (54-59kW)	9/79-5/83	F	F		22-0021-0		Ate	Th 19,0	
	9/79-5/83				22-0189-0		Bdx	Th 18,0	
	9/79-5/83				22-0084-0		Gir	Th 16,5	
	79-83	F	F		23-0025			Ø 273,0 Th 12,5-10,7	
	79-83	R	R		23-0048			Ø 273,5 Th 12,0-10,5	
2.5 TD Eng.152A(XD3T) (66kW)	8/83-12/86	F	F		22-0021-0		Ate	Th 19,0	
	8/83-12/86				22-0090-0		Bdx	Th 18,0	
	8/83-12/86				22-0084-0		Gir	Th 16,5	
	83-86	F	F		23-0025			Ø 273,0 Th 12,5-10,7	
	83-86	R	R		23-0048			Ø 273,5 Th 12,0-10,5	
2.7 Eng.112(ZM) (100kW)	8/77-5/83	F	F		22-0021-0		Ate	Th 19,0	
	8/77-5/83				22-0189-0		Bdx	Th 18,0	
	8/77-5/83				22-0084-0		Gir	Th 16,5	
	77-83	R	R		23-0048			Ø 273,5 Th 12,0-10,5	
2.7 TI, STI Eng.140(ZMJ) (106kW)	8/77-5/83	F	F		22-0021-0		Ate	Th 19,0	
	8/77-5/83				22-0189-0		Bdx	Th 18,0	
	8/77-5/83				22-0084-0		Gir	Th 16,5	
	77-83	R	R		23-0048			Ø 273,5 Th 12,0-10,5	
2.8 GTI Eng.154A(ZMJK) (110-114kW)	9/83-7/87	F	F		22-0021-0		Ate	Th 19,0	
	9/83-7/87				22-0090-0		Bdx	Th 18,0	
	9/83-7/87				22-0084-0		Gir	Th 16,5	
	83-87	R	R		23-0048			Ø 273,5 Th 12,0-10,5	
<b>605 (6B) 6/89-9/99</b>									
1.8 TD Eng.A8A(XUD7TE)/AJZ(XUD7TEY) (66kW)	1/88-12/92		R		53-0325	53-0325K	Bdx	185,0x20	Hand Brake
2.0 Eng.R5A(XU102C) (84kW)	-91	F	F		22-0185-0		Bdx	Th 17,0	
	91-				22-0184-0		Bdx	Th 17,0	
	6/89-9/99				22-0192-0		Ate	Th 17,0	
	89-	F	F		23-0190		Bdx	Ø 275,8 Th 22,0-20,0	Ch -90807683, Vent.
	-99	F	F		23-0295		Bdx	Ø 283,0 Th 26,0-24,0	Ch 90807684-, Vent.
	89-99	R	R		23-0303			Ø 290,0 Th 10,0-8,0	
6/89-9/99	R	R		53-0325	53-0325K	Bdx	185,0x20	Hand Brake	
2.0 Eng.R5A(XU10M) (79kW)	-91	F	F		22-0185-0		Bdx	Th 17,0	
	91-				22-0184-0		Bdx	Th 17,0	
	2/90-9/99				22-0192-0		Ate	Th 17,0	
	90-	F	F		23-0190		Bdx	Ø 275,8 Th 22,0-20,0	Ch -90807683, Vent.
	-99	F	F		23-0295		Bdx	Ø 283,0 Th 26,0-24,0	Ch 90807684-, Vent.
	90-99	R	R		23-0303			Ø 290,0 Th 10,0-8,0	
2/90-9/99	R	R		53-0325	53-0325K	Bdx	185,0x20	Hand Brake	
2.0 Eng.RFZ(XU10J2Z) (89kW)	-91	F	F		22-0185-0		Bdx	Th 17,0	
	91-				22-0184-0		Bdx	Th 17,0	
	6/89-9/99				22-0192-0		Ate	Th 17,0	
	89-	F	F		23-0190		Bdx	Ø 275,8 Th 22,0-20,0	Ch -90807683, Vent.
	-99	F	F		23-0295		Bdx	Ø 283,0 Th 26,0-24,0	Ch 90807684-, Vent.
	89-99	R	R		23-0303			Ø 290,0 Th 10,0-8,0	
6/89-9/99	R	R		53-0325	53-0325K	Bdx	185,0x20	Hand Brake	
2.0 16v Eng.RFV(XU10J4R) (97kW)	7/94-9/99	F	F		22-0184-0		Bdx	Th 17,0	
	7/94-9/99				22-0192-0		Ate	Th 17,0	
	94-99				F	F		23-0295	
	94-99	R	R		23-0303			Ø 290,0 Th 10,0-8,0	
	7/94-9/99	R	R		53-0325	53-0325K	Bdx	185,0x20	Hand Brake
	2.0 T. Eng.RGX(XU10J2TE) (108kW)	7/91-9/99	F	F		22-0184-0		Bdx	Th 17,0
7/91-9/99		22-0192-0					Ate	Th 17,0	
-99		F				F		23-0295	
91-99		R	R		23-0303		Bdx	Ø 290,0 Th 10,0-8,0	
7/91-9/99		R	R		53-0325	53-0325K	Bdx	185,0x20	Hand Brake
2.0 T. Eng.RGY(XU10J2TE) (104kW)		7/92-9/99	F	F		22-0184-0		Bdx	Th 17,0
	7/92-9/99	22-0192-0					Ate	Th 17,0	
	92-99	F				F		23-0295	
	7/92-9/99	R	R		23-0303		Bdx	Ø 290,0 Th 10,0-8,0	
	7/92-9/99	R	R		53-0325	53-0325K	Bdx	185,0x20	Hand Brake

		Spare Parts	F/R	L/R	METELLI ref.	METELLI ref. w/KIT		DIMENSIONS mm.	NOTE
2.1 D Eng.P9A(XUD11A) (60kW)	-91	F	F		22-0185-0		Bdx	Th 17,0	
					22-0184-0		Bdx	Th 17,0	
					22-0192-0		Ate	Th 17,0	
	6/89-7/95	F	F		23-0295		Bdx	Ø 283,0 Th 26,0-24,0	Vent.
					23-0190			Ø 275,8 Th 22,0-20,0	Vent.
	89-95	R			23-0303			Ø 290,0 Th 10,0-8,0	
	6/89-7/95	R			53-0325	53-0325K	Bdx	185,0x20	Hand Brake
2.1 TD 12v Eng.P8C(XUD11BTE) (80kW)	8/94-9/99	F	F		22-0184-0		Bdx	Th 17,0	
					22-0192-0		Ate	Th 17,0	
	94-99	F	F		23-0295		Bdx	Ø 283,0 Th 26,0-24,0	Vent.
					23-0303			Ø 290,0 Th 10,0-8,0	
	8/94-9/99	R			53-0325	53-0325K	Bdx	185,0x20	Hand Brake
2.1 TD 12v Eng.PHZ(XUD11ATE) (80kW)	-91	F	F		22-0185-0		Bdx	Th 17,0	
					22-0184-0		Bdx	Th 17,0	
					22-0192-0		Ate	Th 17,0	
	6/89-9/99	R			23-0295		Bdx	Ø 283,0 Th 26,0-24,0	Vent.
	3/91-99	F			23-0295		Bdx	Ø 283,0 Th 26,0-24,0	Vent.
	89-2/91	F			23-0190			Ø 275,8 Th 22,0-20,0	Vent.
	89-99	R			23-0303			Ø 290,0 Th 10,0-8,0	
6/89-9/99	R			53-0325	53-0325K	Bdx	185,0x20	Hand Brake	
2.5 TD Eng.THY(DK5ATE) (95kW)	7/94-9/99	F	F		22-0184-0		Bdx	Th 17,0	
					22-0192-0		Ate	Th 17,0	
	94-99	F	F		23-0295		Bdx	Ø 283,0 Th 26,0-24,0	Vent.
					23-0303		Bdx	Ø 290,0 Th 10,0-8,0	
	7/94-9/99	R			53-0325	53-0325K	Bdx	185,0x20	Hand Brake
3.0 V6 12v Eng.UFZ(ZPJ) (123kW)	-91	F	F		22-0185-0		Bdx	Th 17,0	
					22-0184-0		Bdx	Th 17,0	
					22-0192-0		Ate	Th 17,0	
	10/89-9/99	R			23-0190		Bdx	Ø 275,8 Th 22,0-20,0	Ch -90807683, Vent.
	-99	F	F		23-0295		Bdx	Ø 283,0 Th 26,0-24,0	Ch 90807684-, Vent.
					23-0303		Bdx	Ø 290,0 Th 10,0-8,0	
	10/89-9/99	R			53-0325	53-0325K	Bdx	185,0x20	Hand Brake
3.0 V6 12v Eng.XFZ(ES9J4) (140kW)	4/97-9/99	F	F		22-0122-2	22-0122-2K	Ate	Th 18,0	Ch -07708
					22-0334-1		Bosch	Th 18,0	Ch 07709-
	4/97-9/99	R			22-0192-0		Ate	Th 17,0	
					53-0325	53-0325K	Bdx	185,0x20	Hand Brake
3.0 V6 24v Eng.UKZ(ZPJ4Z) (147kW)	8/89-9/99	F	F		22-0122-2	22-0122-2K	Ate	Th 18,0	
					22-0192-0		Ate	Th 17,0	
	8/89-9/99	R			53-0325	53-0325K	Bdx	185,0x20	Hand Brake
<b>607 (9D) 2/00-</b>									
2.0 16v Eng.RFN(EW10J4) (100kW)	-05	F	F		22-0214-0		Gir	Th 19,0	
					22-0601-0		Gir	Th 18,5	
					22-0192-1		Ate	Th 15,5	
					22-0602-0		Gir	Th 18,0	
	00-	F	F		23-0563			Ø 283,0 Th 26,0-24,0	Ch -10249, Vent.
					23-0793			Ø 330,0 Th 30,0-28,0	Ch 10250-, Vent.
	00-	R			23-0583		Ate	Ø 289,0 Th 10,0-8,0	
					23-0795		Luc	Ø 290,0 Th 12,0-10,0	
	2/00-	R			53-0330	53-0330K	Ate	185,0x30	
	2.0 HDI Eng.RHS (DW10ATED) (79kW)	3/01-	F	F		23-0563			Ø 283,0 Th 26,0-24,0
23-0793								Ø 330,0 Th 30,0-28,0	Ch 10250-, Vent.
3/01-		R			23-0583		Ate	Ø 289,0 Th 10,0-8,0	
					23-0795		Luc	Ø 290,0 Th 12,0-10,0	
3/01-7/04		R			53-0330	53-0330K	Ate	185,0x30	
2.0 HDi Eng.RHZ(DW10ATED) (80kW)	-05	F	F		22-0214-0		Gir	Th 19,0	
					22-0601-0		Gir	Th 18,5	
					22-0192-1		Ate	Th 15,5	
					22-0602-0		Gir	Th 18,0	
	2/00-	F	F		23-0563			Ø 283,0 Th 26,0-24,0	Ch -10249, Vent.
					23-0793			Ø 330,0 Th 30,0-28,0	Ch 10250-, Vent.
	2/00-	R			23-0583		Ate	Ø 289,0 Th 10,0-8,0	
					23-0795		Luc	Ø 290,0 Th 12,0-10,0	
	5/00-	R			53-0330	53-0330K	Ate	185,0x30	
	2.0 HDi 16v Eng.RHR(DW10BTED4) (100kW)	-05	F	F		22-0214-0		Gir	Th 19,0
22-0601-0							Gir	Th 18,5	
22-0192-1							Ate	Th 15,5	
22-0602-0							Gir	Th 18,0	
05-		F			23-0793			Ø 330,0 Th 30,0-28,0	Vent.






















		Spare Parts	F/R	L/R	METELLI ref.	METELLI ref. w/KIT		DIMENSIONS mm.	NOTE
2.0 HDi 16v Eng.RHR(DW10BTED4) (100kW)	05-		R		23-0795			Ø 290,0 Th 12,0-10,0	
	9/05-		R		53-0330	53-0330K	Ate	185,0x30	
2.2 16v Eng.3FY(EW12J4) (120kW)	-05		F		22-0214-0		Gir	Th 19,0	
	05-		F		22-0601-0		Gir	Th 18,5	
	-05		R		22-0192-1		Ate	Th 15,5	
	05-		R		22-0602-0		Gir	Th 18,0	
	05-		F		23-0793			Ø 330,0 Th 30,0-28,0	Vent.
	05-		R		23-0795			Ø 290,0 Th 12,0-10,0	
	9/05-		R		53-0330	53-0330K	Ate	185,0x30	
2.2 16v Eng.3FZ(EW12J4) (116kW)	-05		F		22-0214-0		Gir	Th 19,0	
	05-		F		22-0601-0		Gir	Th 18,5	
	-05		R		22-0192-1		Ate	Th 15,5	
	05-		R		22-0602-0		Gir	Th 18,0	
	00-		F		23-0563			Ø 283,0 Th 26,0-24,0	Ch -10249, Vent.
	00-		F		23-0793			Ø 330,0 Th 30,0-28,0	Ch 10250-, Vent.
	00-		R		23-0583		Ate	Ø 289,0 Th 10,0-8,0	
	00-		R		23-0795		Luc	Ø 290,0 Th 12,0-10,0	
	2/00-		R		53-0330	53-0330K	Ate	185,0x30	
	2.2 HDi Eng.4HX(DW12TED4-FAP) (98kW)	-05		F		22-0214-0		Gir	Th 19,0
05-		F			22-0601-0		Gir	Th 18,5	
-05		R			22-0192-1		Ate	Th 15,5	
05-		R			22-0602-0		Gir	Th 18,0	
00-			F		23-0563			Ø 283,0 Th 26,0-24,0	Ch -10249, Vent.
00-			F		23-0793			Ø 330,0 Th 30,0-28,0	Ch 10250-, Vent.
00-			R		23-0583		Ate	Ø 289,0 Th 10,0-8,0	
00-			R		23-0795		Luc	Ø 290,0 Th 12,0-10,0	
2/00-		R		53-0330	53-0330K	Ate	185,0x30		
2.2 HDi 16v Eng.4HT(DW12BTED4) (125kW)	06-		F		22-0601-0		Gir	Th 18,5	
	06-		R		22-0602-0		Gir	Th 18,0	
	06-		F		23-0793			Ø 330,0 Th 30,0-28,0	Vent.
	06-		R		23-0795			Ø 290,0 Th 12,0-10,0	
	5/06-		R		53-0330	53-0330K	Ate	185,0x30	
2.7 HDi 24v Eng.DT17TED4 (150kW)	12/04-		F		22-0601-0		Gir	Th 18,5	
	12/04-		R		22-0602-0		Gir	Th 18,0	
	04-		F		23-0793			Ø 330,0 Th 30,0-28,0	Vent.
	04-		R		23-0795			Ø 290,0 Th 12,0-10,0	
	12/04-		R		53-0330	53-0330K	Ate	185,0x30	
3.0 V6 24v Eng.XFV(ES9A) (155kW)	-05		F		22-0288-2		Bre	Th 16,0	
	05-		F		22-0601-0		Gir	Th 18,5	
	-05		R		22-0192-1		Ate	Th 15,5	
	05-		R		22-0602-0		Gir	Th 18,0	
	04-		F		23-0793			Ø 330,0 Th 30,0-28,0	Vent.
	04-		R		23-0795			Ø 290,0 Th 12,0-10,0	
3/04-		R		53-0330	53-0330K	Ate	185,0x30		
3.0 V6 24v Eng.XFX(ES9J4S) (152kW)	-05		F		22-0288-2		Bre	Th 16,0	
	05-		F		22-0601-0		Gir	Th 18,5	
	-05		R		22-0192-1		Ate	Th 15,5	
	05-		R		22-0602-0		Gir	Th 18,0	
	00-		F		23-0793			Ø 330,0 Th 30,0-28,0	Ch 10250-, Vent.
	00-		R		23-0583		Ate	Ø 289,0 Th 10,0-8,0	
	00-		R		23-0795		Luc	Ø 290,0 Th 12,0-10,0	
	2/00-			R		53-0330	53-0330K	Ate	185,0x30
<b>806 (221) 6/94-8/02</b>									
1.8 Eng.LFW(XU7JP) (73kW)	7/95-8/02		F		22-0105-0		Bdx	Th 19,0	
	95-8/02		F		23-0402		Bdx	Ø 257,0 Th 20,0-18,2	Vent.
	95-8/02		F		23-0338		Luc	Ø 281,0 Th 26,0-24,2	Vent.
	95-8/02		R		23-0337			Ø 295,0 Th 10,0-8,0	
	7/95-8/02		R		53-0074	53-0074Y	Bdx	256,0x61	Hand Brake
	6/95-		R		18-0017			Ø 255,0	
	95-		R		51-0066		Bdx	Ø 19,05 255,0x60	RAI
1.9 TD Eng.DHX(XUD9TE) (66-68kW)	7/95-8/02		F		22-0072-3		Gir	Th 19,0	
	7/95-8/02		R		22-0178-0	22-0178-1K	Ate	Th 17,0	+ABS
	95-8/02		F		23-0338			Ø 281,0 Th 26,0-24,2	Vent.
	95-8/02		R		23-0337			Ø 295,0 Th 10,0-8,0	+ABS
	95-8/02		R			53-0331K		Ø 295,0 Th 10,0-8,0	+ABS
	7/95-8/02			R		53-0331		Ate	180,0x31
	7/95-8/02		R		53-0325	53-0325K	Bdx	185,0x20	Hand Brake

















































		Spare Parts	F/R	L/R	METELLI ref.	METELLI ref. w/KIT		DIMENSIONS mm.	NOTE
1.9 TD Eng.DHX(XUD9TE) (66-68kW)	95-8/02		R		18-0017			Ø 255,0	
1.9 TD Eng.DHY(XUD9TE) (66-68kW)	5/97-8/02		F		22-0072-3		Gir	Th 19,0	
	5/97-8/02		R		22-0178-0	22-0178-1K	Ate	Th 17,0	+ABS
	97-8/02		F		23-0338			Ø 281,0 Th 26,0-24,2	Vent.
	97-8/02		R		23-0337			Ø 295,0 Th 10,0-8,0	+ABS
	97-8/02		R			53-0331K		Ø 295,0 Th 10,0-8,0	+ABS
	5/97-8/02		R		53-0331		Ate	180,0x31	Hand Brake
	5/97-8/02		R		53-0325	53-0325K	Bdx	185,0x20	Hand Brake
	97-02		R		18-0017			Ø 255,0	
2.0 Eng.RFU(XU10J2) (89kW)	6/94-8/02		F		22-0072-3		Gir	Th 19,0	
	6/94-8/02		R		22-0178-0	22-0178-1K	Ate	Th 17,0	+ABS
	94-8/02		F		23-0338			Ø 281,0 Th 26,0-24,2	Vent.
	94-8/02		R		23-0337			Ø 295,0 Th 10,0-8,0	+ABS
	94-8/02		R			53-0331K		Ø 295,0 Th 10,0-8,0	+ABS
	6/94-8/02		R		53-0331		Ate	180,0x31	Hand Brake
	6/94-8/02		R		53-0074	53-0074Y	Bdx	256,0x61	Hand Brake
	6/94-5/99		R		18-0017			Ø 255,0	
2.0 16v Eng.RFN(EW10J4) (100kW)	9/00-8/02		F		22-0072-3		Gir	Th 19,0	
	9/00-8/02		R		22-0178-0	22-0178-1K	Ate	Th 17,0	+ABS
	00-8/02		F		23-0402		Bdx	Ø 257,0 Th 20,0-18,2	Vent.
	00-8/02		F		23-0338		Luc	Ø 281,0 Th 26,0-24,2	Vent.
	00-02		R		23-0337			Ø 295,0 Th 10,0-8,0	
	00-02		R			53-0331K		Ø 295,0 Th 10,0-8,0	
	9/00-8/02		R		53-0331		Ate	180,0x31	Hand Brake
	2.0 16v Eng.RFV(XU10J4R) (97kW)	5/98-9/00		F		22-0072-3		Gir	Th 19,0
5/98-9/00			R		22-0178-0	22-0178-1K	Ate	Th 17,0	+ABS
98-00			F		23-0338			Ø 281,0 Th 26,0-24,2	Vent.
98-00			R		23-0337			Ø 295,0 Th 10,0-8,0	
98-00			R			53-0331K		Ø 295,0 Th 10,0-8,0	
5/98-9/00			R		53-0331		Ate	180,0x31	Hand Brake
2.0 HDi, 16v Eng.RHW/ RHZ(DW10ATED4) (80kW)	8/99-8/02		F		22-0072-3		Gir	Th 19,0	
	8/99-8/02		R		22-0178-0	22-0178-1K	Ate	Th 17,0	+ABS
	8/99-8/02		F		23-0402		Bdx	Ø 257,0 Th 20,0-18,2	Vent.
	8/99-8/02		F		23-0338		Luc	Ø 281,0 Th 26,0-24,2	Vent.
	99-02		R		23-0337			Ø 295,0 Th 10,0-8,0	+ABS
	99-02		R		18-0017			Ø 255,0	
2.0 T. Eng.RGX(XU10J2TE) (108kW)	6/94-8/02		F		22-0072-3		Gir	Th 19,0	
	6/94-8/02		R		22-0178-0	22-0178-1K	Ate	Th 17,0	+ABS
	94-8/02		F		23-0338			Ø 281,0 Th 26,0-24,2	Vent.
	94-8/02		R		23-0337			Ø 295,0 Th 10,0-8,0	
	94-8/02		R			53-0331K		Ø 295,0 Th 10,0-8,0	
	6/94-8/02		R		53-0331		Ate	180,0x31	Hand Brake
2.1 TD 12v Eng.PHZ/ P8C(XUD11ATE/ BTE) (80kW)	6/96-8/99		F		22-0072-3		Gir	Th 19,0	
	6/96-8/99		R		22-0178-0	22-0178-1K	Ate	Th 17,0	+ABS
	96-99		F		23-0338			Ø 281,0 Th 26,0-24,2	Vent.
	96-99		R		23-0337			Ø 295,0 Th 10,0-8,0	+ABS
	96-99		R			53-0331K		Ø 295,0 Th 10,0-8,0	+ABS
	6/96-8/99		R		53-0331		Ate	180,0x31	Hand Brake
	3/96-5/99		R		18-0017			Ø 255,0	
	96-99		R		51-0066		Bdx	Ø 19,05 255,0x60	RAI
<b>807 (E) 6/02-</b>									
2.0 16v Eng.RFJ(EW10A) (103kW)	-07		F		22-0530-0		Gir	Th 19,0	
	07-		F		22-0530-2		Gir	Th 19,0	
	05-		R		22-0100-1		Gir	Th 17,0	
	05-		F		23-0615			Ø 285,0 Th 28,0-26,0	Vent.
	05-		R		23-0554			Ø 272,0 Th 12,0-11,0	
2.0 16v Eng.RFN(EW10J4) (100kW)	-07		F		22-0530-0		Gir	Th 19,0	
	07-		F		22-0530-2		Gir	Th 19,0	
	6/02-		R		22-0100-1		Gir	Th 17,0	
	6/02-		F		23-0615			Ø 285,0 Th 28,0-26,0	Vent.
	6/02-		R		23-0554			Ø 272,0 Th 12,0-11,0	
2.0 HDi Eng.RHK (88kW)	06-		F		23-0615			Ø 285,0 Th 28,0-26,0	Vent.
	06-		R		23-0554			Ø 272,0 Th 12,0-11,0	
2.0 HDi 16v Eng.RHR(DW10BTED4) (100kW)	-07		F		22-0530-0		Gir	Th 19,0	
	07-		F		22-0530-2		Gir	Th 19,0	
	06-		R		22-0100-1		Gir	Th 17,0	

		Spare Parts	F/R	L/R	METELLI ref.	METELLI ref. w/KIT		DIMENSIONS mm.	NOTE	
2.0 HDi 16v Eng.RHR(DW10BTED4) (100kW)	06-		F		23-0615			Ø 285,0 Th 28,0-26,0	Vent.	
			R		23-0554			Ø 272,0 Th 12,0-11,0		
2.0 HDi FAP Eng.RHW,RHT,RHM(DW10ATED4) (79-80kW)	-07		F		22-0530-0		Gir	Th 19,0		
			R		22-0530-2		Gir	Th 19,0		
	6/02-		F		23-0615			Ø 285,0 Th 28,0-26,0	Vent.	
			R		23-0554			Ø 272,0 Th 12,0-11,0		
2.2 16v Eng.3FZ(EW12J4) (116kW)	-07		F		22-0530-0		Gir	Th 19,0		
			R		22-0530-2		Gir	Th 19,0		
	02-		F		23-0615			Ø 285,0 Th 28,0-26,0	Vent.	
			R		23-0554			Ø 272,0 Th 12,0-11,0		
	2.2 HDi Eng.4HX(DW12TED4-FAP) (94-98kW)	-07		F		22-0530-0		Gir	Th 19,0	
				R		22-0530-2		Gir	Th 19,0	
6/02-			F		23-0615			Ø 285,0 Th 28,0-26,0	Vent.	
			R		23-0554			Ø 272,0 Th 12,0-11,0		
2.2 HDi 16v Eng.4HT(DW12BTED4) (125kW)	08-		F		22-0530-2		Gir	Th 19,0		
			R		22-0100-1		Gir	Th 17,0		
	08-		F		23-0615			Ø 285,0 Th 28,0-26,0	Vent.	
			R		23-0554			Ø 272,0 Th 12,0-11,0		
3.0 V6 24v Eng.XFX(ES9J4S) (152kW)	6/02-		F		22-0288-3		Bre	Th 15,5		
	6/02-		R		22-0100-1		Gir	Th 17,0		
	6/02-		R		23-0554			Ø 272,0 Th 12,0-11,0		

## PEUGEOT LCV



























<b>106 Van 1/94-12/05</b>									
1.5 D Eng.VJY/ X(TUD5) (42kW)	-97		F		22-0037-4		Bdx	Th 18,0	
			R		22-0037-5		Bdx	Th 18,0	
	1/94-12/05		F			53-0320Y	Bdx	Th 18,0	
			R		53-0320	53-0320K	Bdx	180,0x32	Hand Brake
			R			53-0329Y	Bdx	180,0x32	Hand Brake
<b>106 Van 10/87-</b>									
1.1 (40kW)	1/94-12/05		R			53-0320Y	Bdx	180,0x32	Hand Brake
<b>205 Van 10/87-</b>									
1.1 (40kW)	8/87-7/90		R		53-0320	53-0320K	Bdx	180,0x32	Hand Brake
			R			53-0329Y	Bdx	180,0x32	Hand Brake
			R		53-0344		Luc	180,0x42	Hand Brake
1.1 Eng.109N(XW7) (36kW)	10/87-9/98		F		22-0037-0		Bdx	Th 18,0	
			R		22-0049-1		Gir	Th 17,5	
	87-98		F		23-0100		Bdx	Ø 247,0 Th 10,0-9,0	
			R			53-0320Y	Bdx	Ø 247,0 Th 10,0-9,0	
	10/87-9/98		R		53-0320	53-0320K	Bdx	180,0x32	Hand Brake
			R			53-0329Y	Bdx	180,0x32	Hand Brake
	10/87-9/98		R		53-0344		Luc	180,0x42	Hand Brake
	87-98		R		18-0234	18-0234K		Ø 180,0	
	87-98		R		51-0010		Bdx	Ø 19,05 180,0x30	CRCI, RAD, +Servo
	87-98		R		51-0039		Luc	Ø 19,05 180,0x30	CRCI, RAI, +Servo
87-98		R			53-0320Y	Luc	Ø 19,05 180,0x30	CRCI, RAI, +Servo	
1.4 (44kW)	2/83-7/87		R		53-0320	53-0320K	Bdx	180,0x32	Hand Brake
			R			53-0329Y	Bdx	180,0x32	Hand Brake
			R		53-0344		Luc	180,0x42	Hand Brake
1.8 D Eng.161A(XUD7) (44kW)	3/94-		F		22-0037-0		Bdx	Th 18,0	
			R		22-0049-1		Gir	Th 17,5	
	94-		F		23-0100		Bdx	Ø 247,0 Th 10,0-9,0	
			R			53-0320Y	Bdx	Ø 247,0 Th 10,0-9,0	
	3/94-		R		53-0320	53-0320K	Bdx	180,0x32	Hand Brake
	3/94-		R			53-0329Y	Bdx	180,0x32	Hand Brake
	3/94-		R		53-0344		Luc	180,0x42	Hand Brake
	94-		R		18-0235	18-0235K		Ø 180,0	
<b>206 Van 1/01-</b>									
1.4 HDi Eng.DV4TD (50kW)	1/01-		F		22-0254-1		Bosch	Th 18,0	
			R		23-0238			Ø 247,0 Th 20,5-18,5	Vent.
	9/01-3/06		R		53-0350		Luc	203,0x38	Hand Brake
			R		53-0328		Bdx	180,0x32	

		Spare Parts	F/R	L/R	METELLI ref.	METELLI ref. w/KIT		DIMENSIONS mm.	NOTE
1.4 HDi Eng.DV4TD (50kW)	9/01-3/06		R		53-0332		Luc	203,0x39	
	01-		R		18-0246	18-0246K		Ø 203,0	+ABS
	01-		R		51-0134		Luc	Ø 20,64 203,0x38	LUC, +ABS
	01-		R		51-0193		Luc	Ø 20,64 203,0x39	Ch 09457-, LUC, +ABS
<b>207 Van 10/09-</b>									
1.4 HDi Eng.8HZ(DV4TD) (50kW)	09-		F		22-0327-0		Bosch	Th 19,0	
	09-		F		23-0555			Ø 266,0 Th 22,0-20,0	Vent.
	09-		R		53-0333			228,6x42	
	09-		R		51-0205		Bosch	Ø 20,64 228,6x42	CRCI, BOSCH, -ABS
<b>306 Van 5/93-</b>									
1.4 SL Eng.KFW/ KFX(TU3JP)/ KDX(TU3MC) (55kW)	93-		F		23-0238			Ø 247,0 Th 20,5-18,5	Vent., -ABS
	93-		F		23-0191			Ø 265,8 Th 20,5-18,4	Vent., +ABS
	5/93-		R		53-0323		Bdx	228,6x42	-ABS, Hand Brake
	93-		R		18-0233			Ø 228,5	
1.6 SR, Cabrio Eng.NFZ(TU5JP) (65kW)	93-00		F		23-0238			Ø 247,0 Th 20,5-18,5	Vent., -ABS
	93-00		F		23-0191			Ø 265,8 Th 20,5-18,4	Vent., +ABS
	5/93-10/00		R		53-0323		Bdx	228,6x42	-ABS, Hand Brake
	93-00		R		18-0233			Ø 228,5	
1.8 D Eng.A9A(XUD7) (43kW)	93-		F		23-0238			Ø 247,0 Th 20,5-18,5	Vent., -ABS
	93-		F		23-0191			Ø 265,8 Th 20,5-18,4	Vent., +ABS
	5/93-		R		53-0323		Bdx	228,6x42	-ABS, Hand Brake
	93-		R		18-0233			Ø 228,5	
1.9 D Eng.DHV(XUD9BSD) (55kW)	-00		F		22-0156-1		Ate	Th 17,0	-ABS
	-00		F		22-0217-0		Gir	Th 19,0	+ABS
	00-		F		22-0313-0		Bosch	Th 18,0	+ABS
	00-		F		22-0217-1		Gir	Th 19,0	+ABS
	98-		F		23-0238			Ø 247,0 Th 20,5-18,5	Vent., -ABS
	98-		F		23-0191			Ø 265,8 Th 20,5-18,4	Vent., +ABS
	3/98-		R		53-0323		Bdx	228,6x42	-ABS, Hand Brake
	98-		R		18-0233			Ø 228,5	
1.9 SLD Eng.DJY(XUD9A) (50kW)	-00		F		22-0156-1		Ate	Th 17,0	-ABS
	-00		F		22-0217-0		Gir	Th 19,0	+ABS
	00-		F		22-0313-0		Bosch	Th 18,0	+ABS
	00-		F		22-0217-1		Gir	Th 19,0	+ABS
	94-		F		23-0238			Ø 247,0 Th 20,5-18,5	Vent., -ABS
	94-		F		23-0191			Ø 265,8 Th 20,5-18,4	Vent., +ABS
	6/94-		R		53-0323		Bdx	228,6x42	-ABS, Hand Brake
	94-		R		18-0233			Ø 228,5	
1.9 TD Eng.DHY(XUD9TE) (66-68kW)	5/93-		F		22-0156-1		Ate	Th 17,0	-ABS
	5/93-		F		22-0217-0		Gir	Th 19,0	+ABS
	5/93-		R		53-0323		Bdx	228,6x42	-ABS, Hand Brake
2.0 HDi Eng.RHY(DW10TD) (66kW)	-00		F		22-0217-0		Gir	Th 19,0	
	00-		F		22-0313-0		Bosch	Th 18,0	
	00-		F		22-0217-1		Gir	Th 19,0	
	6/99-		R		22-0038-0		Bdx	Th 11,0	
<b>307 Van 1/01-</b>									
1.4 HDi Eng.DV4TD (50kW)	1/01-		F		22-0327-0		Bosch	Th 19,0	
	1/01-		R		22-0100-1		Gir	Th 17,0	
	10/01-		F		23-0555			Ø 266,0 Th 22,0-20,0	Vent.
	10/01-		R		23-0567			Ø 246,7 Th 9,0-7,0	
1.6 HDi Eng.DV6TED4 (80kW)	2/04-		F		22-0327-0		Bosch	Th 19,0	
	2/04-		R		22-0100-1		Gir	Th 17,0	
	2/04-		F		23-0555			Ø 266,0 Th 22,0-20,0	Vent.
	2/04-		F		23-0566			Ø 282,7 Th 26,0-24,0	Vent., +ESP
	2/04-		R		23-0567			Ø 246,7 Th 9,0-7,0	+ESP
2.0 HDi Eng.RHS(DW10ATED4) (80kW)	1/01-		F		22-0322-1		Bosch	Th 19,0	
	1/01-		R		22-0100-1		Gir	Th 17,0	
	1/01-		F		23-0566			Ø 282,7 Th 26,0-24,0	Vent.
	1/01-		R		23-0567			Ø 246,7 Th 9,0-7,0	
2.0 HDi Eng.RHY(DW10TD) (66kW)	1/01-		F		22-0322-1		Bosch	Th 19,0	
	1/01-		R		22-0100-1		Gir	Th 17,0	
	1/01-		F		23-0555			Ø 266,0 Th 22,0-20,0	Vent.
	1/01-		F		23-0566			Ø 282,7 Th 26,0-24,0	Vent., +ESP
	1/01-		R		23-0567			Ø 246,7 Th 9,0-7,0	
<b>308 Van 10/09-</b>									
1.6 HDi Eng.DV6ATED4 (66kW)	09-		F		22-0804-0		Bosch	Th 18,0	
	09-		R		22-0100-1		Gir	Th 17,0	














































		Spare Parts	F/R	L/R	METELLI ref.	METELLI ref. w/KIT		DIMENSIONS mm.	NOTE
1.6 HDi Eng.DV6ATED4 (66kW)	09-		F		23-0566			Ø 282,7 Th 26,0-24,0	Vent.
1.6 HDi Eng.DV6TED4 (80kW)	09-		F		22-0804-0		Bosch	Th 18,0	
	09-		R		22-0100-1		Gir	Th 17,0	
	09-		F		23-0566			Ø 282,7 Th 26,0-24,0	Vent.
<b> Bipper 2/08-</b>									
1.4 Eng.KFV(TU3A) (54kW)	2/08-		F		22-0321-0		Bosch	Th 18,0	
	08-		F		23-0407			Ø 257,0 Th 22,0-20,2	Vent.
	2/08-		R		53-0099		Ap	228,6x43	Hand Brake
	08-		R		51-0227		Ap	Ø 20,64 228,6x43	AP
1.4 HDi Eng.DV4TED (50kW)	2/08-		F		22-0321-0		Bosch	Th 18,0	
	08-		F		23-0407			Ø 257,0 Th 22,0-20,2	Vent.
	2/08-		R		53-0099		Ap	228,6x43	Hand Brake
	08-		R		51-0227		Ap	Ø 20,64 228,6x43	AP
<b> Boxer I (230) 3/94-4/02</b>									
1.9 D Eng.D8C(XUD9AU) (51kW)	-99		F		22-0154-0		Gir	Th 19,5	
	99-		F		22-0154-1		Gir	Th 19,5	
	94-02		F		23-0339			Ø 281,0 Th 18,0-15,9	10-14Q
	3/94-4/02		R		53-0082		Ap	254,0x57	
	3/94-4/02		R		53-0072		Luc	254,0x57	Hand Brake
	94-02		R		18-0013			Ø 254,0	10-14Q
	94-02		R		51-0073		Luc	Ø 25,40 254,0x57	LUC, 10-14Q
	94-02		R		51-0074		Luc	Ø 28,60 254,0x57	LUC, 18Q
1.9 D Eng.DJY(XUD9A) (50kW)	-99		F		22-0154-0		Gir	Th 19,5	
	99-		F		22-0154-1		Gir	Th 19,5	
	99-02		F		23-0339			Ø 281,0 Th 18,0-15,9	10-14Q
	7/99-4/02		R		53-0082		Ap	254,0x57	
	7/99-4/02		R		53-0072		Luc	254,0x57	Hand Brake
	99-02		R		18-0013			Ø 254,0	10-14Q
	99-02		R		51-0073		Luc	Ø 25,40 254,0x57	LUC, 10-14Q
	99-02		R		51-0074		Luc	Ø 28,60 254,0x57	LUC, 18Q
1.9 TD, 4WD Eng.D8C(XUD9UTF) (68kW)	-99		F		22-0154-0		Gir	Th 19,5	
	99-		F		22-0154-1		Gir	Th 19,5	
	94-02		F		23-0339			Ø 281,0 Th 18,0-15,9	10-14Q
	3/94-4/02		R		53-0082		Ap	254,0x57	
	3/94-4/02		R		53-0072		Luc	254,0x57	Hand Brake
	2/94-		R		18-0013			Ø 254,0	10-14Q
	94-02		R		51-0073		Luc	Ø 25,40 254,0x57	LUC, 10-14Q
	94-02		R		51-0074		Luc	Ø 28,60 254,0x57	LUC, 18Q
1.9 TD, 4WD Eng.DHY(XUD9TE) (66-68kW)	-99		F		22-0154-0		Gir	Th 19,5	
	99-		F		22-0154-1		Gir	Th 19,5	
	94-02		F		23-0339			Ø 281,0 Th 18,0-15,9	10-14Q
	8/94-4/02		R		53-0082		Ap	254,0x57	
	8/94-4/02		R		53-0072		Luc	254,0x57	Hand Brake
	2/94-		R		18-0013			Ø 254,0	10-14Q
	94-02		R		51-0073		Luc	Ø 25,40 254,0x57	LUC, 10-14Q
	94-02		R		51-0074		Luc	Ø 28,60 254,0x57	LUC, 18Q
2.0 HDi Eng.RHV(DW10UTD) (62kW)	01-02		F		23-0339			Ø 281,0 Th 18,0-15,9	10-14Q
	8/01-4/02		R		53-0089	53-0089K		170,0x45	
	01-02		R		51-0073		Luc	Ø 25,40 254,0x57	LUC, 10-14Q
	01-02		R		51-0074		Luc	Ø 28,60 254,0x57	LUC, 18Q
2.0, 4WD Eng.RFW(XU10J2/ C) (80kW)	-99		F		22-0154-0		Gir	Th 19,5	
	99-		F		22-0154-1		Gir	Th 19,5	
	94-02		F		23-0339			Ø 281,0 Th 18,0-15,9	10-14Q
	6/94-4/02		R		53-0082		Ap	254,0x57	
	6/94-4/02		R		53-0072		Luc	254,0x57	Hand Brake
	6/94-4/02		R		53-0073		Luc	254,0x57	Hand Brake
	94-02		R		18-0013			Ø 254,0	10-14Q
	94-02		R		18-0016			Ø 254,0	18Q
2.5 D, 4WD Eng.T9A(DJ5) (63kW)	-99		F		22-0154-0		Gir	Th 19,5	310-320
	-99		F		22-0155-0		Gir	Th 19,5	350
	99-		F		22-0154-1		Gir	Th 19,5	310-320
	99-		F		22-0155-1		Gir	Th 19,5	350
	94-02		F		23-0339			Ø 281,0 Th 18,0-15,9	10-14Q
	94-02		F		23-0341			Ø 300,0 Th 24,0-21,9	Vent., 18Q
	3/94-4/02		R		53-0072		Luc	254,0x57	Hand Brake



		Spare Parts	F/R	L/R	METELLI ref.	METELLI ref. w/KIT		DIMENSIONS mm.	NOTE	
2.5 D, 4WD Eng.T9A(DJ5) (63kW)	3/94-4/02		R		53-0073		Luc	254,0x57	Hand Brake	
	2/94-		R		18-0013			Ø 254,0	10-14Q	
	2/94-		R		18-0016			Ø 254,0	18Q	
	94-02		R		51-0073		Luc	Ø 25,40 254,0x57	LUC, 10-14Q	
	94-02		R		51-0074		Luc	Ø 28,60 254,0x57	LUC, 18Q	
2.5 DT (62kW)	10/97-11/01		R		53-0072		Luc	254,0x57	Hand Brake	
	10/97-11/01		R		53-0073		Luc	254,0x57	Hand Brake	
2.5 TD, 4WD Eng.T8A(DJ5T) (76-95kW)	-99		F		22-0154-0		Gir	Th 19,5	310-320	
	-99		F		22-0155-0		Gir	Th 19,5	350	
	99-		F		22-0154-1		Gir	Th 19,5	310-320	
	99-		F		22-0155-1		Gir	Th 19,5	350	
	94-02		F		23-0340			Ø 280,0 Th 24,0-21,9	Vent., 10-14Q	
	94-02		F		23-0341			Ø 300,0 Th 24,0-21,9	Vent., 18Q	
	3/94-4/02		R		53-0072		Luc	254,0x57	Hand Brake	
	3/94-4/02		R		53-0073		Luc	254,0x57	Hand Brake	
	2/94-		R		18-0013			Ø 254,0	10-14Q	
	2/94-		R		18-0016			Ø 254,0	18Q	
	94-02		R		51-0075		Luc	Ø 27,00 254,0x57	LUC, 14Q	
	94-02		R		51-0074		Luc	Ø 28,60 254,0x57	LUC, 18Q	
2.5 TDi, 4WD Eng.THX(DJ5TED) (79kW)	-99		F		22-0154-0		Gir	Th 19,5	310-320	
	-99		F		22-0155-0		Gir	Th 19,5	350	
	99-		F		22-0154-1		Gir	Th 19,5	310-320	
	99-		F		22-0155-1		Gir	Th 19,5	350	
	97-02		F		23-0340			Ø 280,0 Th 24,0-21,9	Vent., 10-14Q	
	97-02		F		23-0341			Ø 300,0 Th 24,0-21,9	Vent., 18Q	
	1/97-4/02		R		53-0072		Luc	254,0x57	Hand Brake	
	1/97-4/02		R		53-0073		Luc	254,0x57	Hand Brake	
	97-02		R		18-0013			Ø 254,0	10-14Q	
	97-02		R		18-0016			Ø 254,0	18Q	
	97-02		R		51-0075		Luc	Ø 27,00 254,0x57	LUC, 14Q	
	97-02		R		51-0074		Luc	Ø 28,60 254,0x57	LUC, 18Q	
	2.8 HDi, 4WD Eng.8140.43S (93-94kW)	11/00-4/02		F		22-0154-1		Gir	Th 19,5	310-320
		11/00-4/02		F		22-0155-1		Gir	Th 19,5	350
00-02			F		23-0341			Ø 300,0 Th 24,0-21,9	Vent., 18Q	
11/00-4/02			R		53-0089	53-0089K		170,0x45		
11/00-4/02			R		53-0082		Ap	254,0x57		
00-02			R		18-0016			Ø 254,0	18Q	
00-02			R		51-0074		Luc	Ø 28,60 254,0x57	LUC, 18Q	
<b>Boxer II (244) 4/02-3/06</b>										
2.0 Eng.RFL(XU10J2U) (81kW)	4/02-		F		22-0325-0		Bre	Th 19,5	290-330	
	4/02-		F		22-0326-0		Bre	Th 19,5	350	
	4/02-		R		22-0532-0		Bre	Th 20,0	350	
	4/02-		F		23-0340			Ø 280,0 Th 24,0-21,9	Vent., 10-14Q	
	4/02-		F		23-0341			Ø 300,0 Th 24,0-21,9	Vent., 18Q	
	4/02-		R		23-0731			Ø 280,0 Th 16,0-14,2	10-14Q	
	4/02-		R		23-0732			Ø 280,0 Th 16,0-14,2	18Q	
	4/02-3/06		R		53-0089	53-0089K		170,0x45		
2.0 HDi Eng.RHV(DW10UTD) (62kW)	4/02-		F		22-0325-0		Bre	Th 19,5	290-330	
	4/02-		R		22-0532-0		Bre	Th 20,0	350	
	4/02-		F		23-0340			Ø 280,0 Th 24,0-21,9	Vent., 10-14Q	
	4/02-		F		23-0341			Ø 300,0 Th 24,0-21,9	Vent., 18Q	
	4/02-		R		23-0731			Ø 280,0 Th 16,0-14,2	10-14Q	
	4/02-		R		23-0732			Ø 280,0 Th 16,0-14,2	18Q	
	4/02-3/06		R		53-0089	53-0089K		170,0x45		
2.2 HDi Eng.4HY(DW12UTED) (74kW)	4/02-		F		22-0325-0		Bre	Th 19,5	330	
	4/02-		F		22-0326-0		Bre	Th 19,5	350	
	4/02-		R		22-0532-0		Bre	Th 20,0	350	
	4/02-		F		23-0340			Ø 280,0 Th 24,0-21,9	Vent., 10-14Q	
	4/02-		F		23-0341			Ø 300,0 Th 24,0-21,9	Vent., 18Q	
	4/02-		R		23-0731			Ø 280,0 Th 16,0-14,2	10-14Q	
	4/02-		R		23-0732			Ø 280,0 Th 16,0-14,2	18Q	
2.8 HDi Eng.8140.43N (107kW)	4/04-3/06		F		22-0325-0		Bre	Th 19,5	330	
	4/04-3/06		F		22-0326-0		Bre	Th 19,5	350	
























		Spare Parts	F/R	L/R	METELLI ref.	METELLI ref. w/KIT		DIMENSIONS mm.	NOTE
2.8 HDi Eng.8140.43N (107kW)	4/04-3/06		F	R	22-0532-0		Bre	Th 20,0	330-350
	4/04-3/06		F		23-0340			Ø 280,0 Th 24,0-21,9	Vent., 10-14Q
	4/04-3/06		F		23-0341			Ø 300,0 Th 24,0-21,9	Vent., 18Q
	4/04-3/06		R		23-0731			Ø 280,0 Th 16,0-14,2	10-14Q
	4/04-3/06		R		23-0732			Ø 280,0 Th 16,0-14,2	18Q
	4/04-3/06		R		53-0089	53-0089K		170,0x45	
	4/04-3/06		R		53-0082		Ap	254,0x57	
2.8 HDi, 4WD Eng.8140.43S (94kW)	4/02-		F		22-0325-0		Bre	Th 19,5	330
	4/02-		F		22-0326-0		Bre	Th 19,5	350
	4/02-		R		22-0532-0		Bre	Th 20,0	330-350
	4/02-		F		23-0340			Ø 280,0 Th 24,0-21,9	Vent., 10-14Q
	4/02-		F		23-0341			Ø 300,0 Th 24,0-21,9	Vent., 18Q
	4/02-		R		23-0731			Ø 280,0 Th 16,0-14,2	10-14Q
	4/02-		R		23-0732			Ø 280,0 Th 16,0-14,2	18Q
	4/02-3/06		R		53-0089	53-0089K		170,0x45	
	4/02-3/06		R		53-0082		Ap	254,0x57	
2.8 TD Eng.8140.43 (90kW)	02-05		F		22-0154-1		Gir	Th 19,5	14Q
	02-05		F		22-0155-1		Gir	Th 19,5	18Q
	02-05		F		23-0340			Ø 280,0 Th 24,0-21,9	Vent., 14Q
	02-05		F		23-0341			Ø 300,0 Th 24,0-21,9	Vent., 18Q
	02-05		R		23-0731			Ø 280,0 Th 16,0-14,2	14Q
	02-05		R		23-0732			Ø 280,0 Th 16,0-14,2	18Q
<b>Boxer III 4/06-</b>									
2.2 HDi Eng.4HU (88kW)	4/06-		F		22-0708-0		Bre	Th 19,0	30-33
	4/06-		F		22-0709-0		Bre	Th 19,0	35
	4/06-		R		22-0710-0		Bre	Th 19,0	
	06-		F		23-0340			Ø 280,0 Th 24,0-21,9	Vent., 11-15Q
	06-		F		23-0884			Ø 280,0 Th 28,0-25,9	Vent., 17Q Mod. Light
	06-		F		23-0341			Ø 300,0 Th 24,0-21,9	Vent., 17Q Mod. Heavy
	06-		F		23-0885			Ø 300,0 Th 32,0-29,9	Vent., 20Q
	06-		R		23-0912			Ø 280,0 Th 16,0-14,2	17 Q Heavy
	06-		R		23-0952			Ø 280,0 Th 16,0-14,2	Vent., 11-15Q
	06-		R		23-0911			Ø 300,0 Th 16,0-14,2	20 Q
4/06-	R			53-0094	53-0095K		172,0x40		
2.2 HDi Eng.DW12TED (74kW)	1/06-		F		22-0708-0		Bre	Th 19,0	
	1/06-		R		22-0710-0		Bre	Th 19,0	
	06-		F		23-0340			Ø 280,0 Th 24,0-21,9	Vent., 11-15Q
	06-		F		23-0884			Ø 280,0 Th 28,0-25,9	Vent., 17Q Mod. Light
	06-		F		23-0341			Ø 300,0 Th 24,0-21,9	Vent., 17Q Mod. Heavy
	06-		F		23-0885			Ø 300,0 Th 32,0-29,9	Vent., 20Q
	06-		R		23-0912			Ø 280,0 Th 16,0-14,2	17 Q Heavy
	06-		R		23-0952			Ø 280,0 Th 16,0-14,2	Vent., 11-15Q
	06-		R		23-0911			Ø 300,0 Th 16,0-14,2	20 Q
	1/06-			R		53-0094	53-0095K		172,0x40
3.0 HDi Eng.F1AE0481D (115kW)	9/06-		F		22-0708-0		Bre	Th 19,0	30-33
	9/06-		F		22-0709-0		Bre	Th 19,0	35-40
	9/06-		R		22-0710-0		Bre	Th 19,0	
	06-		F		23-0340			Ø 280,0 Th 24,0-21,9	Vent., 11-15Q
	06-		F		23-0884			Ø 280,0 Th 28,0-25,9	Vent., 17Q Mod. Light
	06-		F		23-0341			Ø 300,0 Th 24,0-21,9	Vent., 17Q Mod. Heavy
	06-		F		23-0885			Ø 300,0 Th 32,0-29,9	Vent., 20Q
	06-		R		23-0912			Ø 280,0 Th 16,0-14,2	17 Q Heavy
	06-		R		23-0952			Ø 280,0 Th 16,0-14,2	Vent., 11-15Q
	06-		R		23-0911			Ø 300,0 Th 16,0-14,2	20 Q
<b>Expert I (222,223,224) 2/96-12/06</b>									
1.6 Eng.220A2.000 (58kW)	-04		F		22-0105-0		Bdx	Th 19,0	Disc 257x20 mm
	-04		F		22-0072-3		Gir	Th 19,0	Disc 281x26 mm
	96-		F		23-0402			Ø 257,0 Th 20,0-18,2	Vent.
	2/96-12/06		R		53-0074	53-0074Y	Bdx	256,0x61	Hand Brake
	96-		R		18-0017			Ø 255,0	Ch -8206
96-		R		51-0066		Bdx	Ø 19,05 255,0x60	RAI	
1.8 Eng.LFW(XU7JP) (66-74kW)	2/96-12/06		R		53-0074	53-0074Y	Bdx	256,0x61	Hand Brake
1.9 D Eng.D9B/ C(XUD9/ AU/ Y) (48-51kW)	-04		F		22-0072-3		Gir	Th 19,0	Disc 281x26 mm
	04-		F		22-0530-0		Gir	Th 19,0	Disc 285x28 mm
	2/96-		F		22-0105-0		Bdx	Th 19,0	Disc 257x20 mm
	96-		F		23-0402			Ø 257,0 Th 20,0-18,2	Vent.
2/96-12/06		R		53-0074	53-0074Y	Bdx	256,0x61	Hand Brake	

		Spare Parts	F/R	L/R	METELLI ref.	METELLI ref. w/KIT		DIMENSIONS mm.	NOTE	
1.9 D Eng.D9B/ C(XUD9/ AU/ Y) (48-51kW)	96-		R		18-0017			Ø 255,0	Ch -8206	
	96-		R		51-0066		Bdx	Ø 19,05 255,0x60	RAI	
	1.9 D Eng.WJZ(DW8) (51kW)	-04		F		22-0072-3		Gir	Th 19,0	Disc 281x26 mm
		04-		F		22-0530-0		Gir	Th 19,0	Disc 285x28 mm
	12/98-		F		22-0105-0		Bdx	Th 19,0	Disc 257x20 mm	
	98-		F		23-0402			Ø 257,0 Th 20,0-18,2	Vent.	
	12/98-12/06		R		53-0074	53-0074Y	Bdx	256,0x61	Hand Brake	
	98-		R		18-0017			Ø 255,0	Ch -8206	
	98-		R		51-0066		Bdx	Ø 19,05 255,0x60	RAI	
	1.9 TD Eng.DHX(XUD9TE) (66-68kW)	-04		F		22-0072-3		Gir	Th 19,0	Disc 281x26 mm
04-			F		22-0530-0		Gir	Th 19,0	Disc 285x28 mm	
2/96-			F		22-0105-0		Bdx	Th 19,0	Disc 257x20 mm	
96-			F		23-0402			Ø 257,0 Th 20,0-18,2	Vent.	
2/96-12/06			R		53-0074	53-0074Y	Bdx	256,0x61	Hand Brake	
96-			R		18-0017			Ø 255,0	Ch -8206	
96-			R		51-0066		Bdx	Ø 19,05 255,0x60	RAI	
2.0 16v Eng.RFN(EW10J4) (100kW)		00-04		F		22-0072-3		Gir	Th 19,0	Disc 281x26 mm
	00-06		F		22-0105-0		Bdx	Th 19,0	Disc 257x20 mm	
	04-06		F		22-0530-0		Gir	Th 19,0	Disc 285x28 mm	
	00-06		F		23-0402			Ø 257,0 Th 20,0-18,2	Vent.	
	7/00-12/06		R		53-0073		Luc	254,0x57	Hand Brake	
	2.0 HDi Eng.RHX(DW10BTED) (69kW)	-04		F		22-0072-3		Gir	Th 19,0	Disc 281x26 mm
		04-		F		22-0530-0		Gir	Th 19,0	Disc 285x28 mm
		7/00-		F		22-0105-0		Bdx	Th 19,0	Disc 257x20 mm
				F		23-0338			Ø 281,0 Th 26,0-24,2	Ch 09156-09792, Vent.
				F		23-0615			Ø 285,0 Th 28,0-26,0	Ch 09793-, Vent.
00-			F		23-0402			Ø 257,0 Th 20,0-18,2	Ch -09155, Vent.	
00-			R		18-0017			Ø 255,0		
00-			R		51-0066		Bdx	Ø 19,05 255,0x60	RAI	
2.0 HDi, 16v Eng.RHW/ RHZ(DW10ATED4) (80kW)	-04		F		22-0072-3		Gir	Th 19,0	Disc 281x26 mm	
	04-		F		22-0530-0		Gir	Th 19,0	Disc 285x28 mm	
	7/00-		F		22-0105-0		Bdx	Th 19,0	Disc 257x20 mm	
			F		23-0338			Ø 281,0 Th 26,0-24,2	Ch 09156-09792, Vent.	
			F		23-0615			Ø 285,0 Th 28,0-26,0	Ch 09793-, Vent.	
	00-		F		23-0402			Ø 257,0 Th 20,0-18,2	Ch -09155, Vent.	
	00-		R		18-0017			Ø 255,0		
	00-		R		51-0066		Bdx	Ø 19,05 255,0x60	RAI	
<b>Expert II Tepee (VF3V) 1/07-</b>										
1.6 HDi 16v Eng.DV6UTED4 (66kW)	1/07-		F		22-0707-0		Gir	Th 18,5	10-12Q	
	1/07-		R		22-0712-0		Gir	Th 16,5	12Q	
	07-		F		23-0887			Ø 280,0 Th 28,0-26,0	Vent., Rear Drum Brake	
	07-		F		23-0566			Ø 282,7 Th 26,0-24,0	Vent.	
	07-		F		23-0886			Ø 304,0 Th 28,0-26,0	Vent., Rear Disc Brake	
	07-		R		23-0888			Ø 290,0 Th 14,0-12,0		
	1/07-		R		53-0073		Luc	254,0x57	Hand Brake	
	07-		R		51-0169		Luc	Ø 22,20 254,0x57	LUC	
2.0 16v Eng.RFJ(EW10A) (103kW)	07-		F		22-0707-0		Gir	Th 18,5		
	07-		R		22-0712-0		Gir	Th 16,5		
	07-		F		23-0566			Ø 282,7 Th 26,0-24,0	Vent.	
	07-		F		23-0886			Ø 304,0 Th 28,0-26,0	Vent.	
	07-		R		23-0888			Ø 290,0 Th 14,0-12,0		
2.0 HDi Eng.DW10UTED4 (88kW)	07-		F		22-0707-0		Gir	Th 18,5		
	1/07-		R		22-0712-0		Gir	Th 16,5		
	07-		F		23-0886			Ø 304,0 Th 28,0-26,0	Vent.	
	07-		R		23-0888			Ø 290,0 Th 14,0-12,0		
	07-		R		51-0169		Luc	Ø 22,20 254,0x57	LUC	
2.0 HDi 16v Eng.RHR(DW10BTED4) (100kW)	07-		F		22-0707-0		Gir	Th 18,5		
	1/07-		R		22-0712-0		Gir	Th 16,5		
	07-		F		23-0886			Ø 304,0 Th 28,0-26,0	Vent.	
	07-		R		23-0888			Ø 290,0 Th 14,0-12,0		
	07-		R		51-0169		Luc	Ø 22,20 254,0x57	LUC	
<b>J5 (280/290) 9/81-</b>										
1.8 Eng.169B(XM7T) (51kW)	1/83-11/88		F		22-0031-0		Gir	Th 19,0		
			F		23-0134			Ø 255,5 Th 16,0-13,5	Ch 0154462-, 10-14Q	
	83-		F		23-0093			Ø 255,5 Th 13,0-11,8	Ch -0154461, 10-14Q	
	1/83-11/88		R		53-0062		Luc	254,0x57	Hand Brake	
	83-		R		18-0013			Ø 254,0		


















		Spare Parts	F/R	L/R	METELLI ref.	METELLI ref. w/KIT		DIMENSIONS mm.	NOTE
1.8 Eng.169B(XM7T) (51kW)	83-88		R		51-0103		Luc	Ø 22,22 254,0x57	Ch 0077160-, LUC, 8Q
			R		51-0102		Luc	Ø 25,40 254,0x57	LUC, 10-14Q
			R		51-0065		Luc	Ø 27,00 254,0x57	LUC, 18Q
1.9 D Eng.D9B(XUD9/ A/ Y) (51kW)	10/90-		F		22-0031-0		Gir	Th 19,0	
	10/90-		R		53-0062		Luc	254,0x57	Hand Brake
	90-		R		18-0013			Ø 254,0	
	90-		R		51-0102		Luc	Ø 25,40 254,0x57	LUC, 10-14Q
2.0 Eng.170A/ B(XN1T) (58kW)	83-		F		23-0134			Ø 255,5 Th 16,0-13,5	Ch 0154462-, 10-14Q
			F		23-0093			Ø 255,5 Th 13,0-11,8	Ch -0154461, 10-14Q
	1/83-9/90		R		53-0062		Luc	254,0x57	Hand Brake
	83-		R		18-0013			Ø 254,0	
	1/83-12/83		R		51-0101		Luc	Ø 22,22 254,0x57	LUC, 10-14Q
	83-90		R		51-0102		Luc	Ø 25,40 254,0x57	LUC, 10-14Q
2.0 Eng.170B (55kW)	81-		F		23-0134			Ø 255,5 Th 16,0-13,5	Ch 0154462-, 10-14Q
			F		23-0093			Ø 255,5 Th 13,0-11,8	Ch -0154461, 10-14Q
	9/81-9/90		R		53-0062		Luc	254,0x57	Hand Brake
	10/81-		R		18-0013			Ø 254,0	
	81-90		R		51-0102		Luc	Ø 25,40 254,0x57	LUC, 10-14Q
2.0 Eng.170D (XN1TACP) (62kW)	10/90-		F		22-0031-0		Gir	Th 19,0	
			F		23-0134			Ø 255,5 Th 16,0-13,5	Ch 0154462-, 10-14Q
	90-		F		23-0093			Ø 255,5 Th 13,0-11,8	Ch -0154461, 10-14Q
	10/90-		R		53-0062		Luc	254,0x57	Hand Brake
	90-		R		18-0013			Ø 254,0	
	90-		R		51-0102		Luc	Ø 25,40 254,0x57	LUC, 10-14Q
	90-		R		51-0065		Luc	Ø 27,00 254,0x57	LUC, 18Q
2.5 D, 4WD Eng.CRD93(U25-661/ 651/ 673) (54-55-70kW)	9/81-		F		22-0031-0		Gir	Th 19,0	
	9/81-		F		22-0058-1		Gir	Th 19,0	18Q
	81-		F		23-0134			Ø 255,5 Th 16,0-13,5	Ch 0154462-, 10-14Q
			F		23-0093			Ø 255,5 Th 13,0-11,8	Ch -0154461, 10-14Q
	9/81-		R		53-0068		Luc	254,0x57	
	9/81-		R		53-0062		Luc	254,0x57	Hand Brake
	10/81-		R		18-0013			Ø 254,0	
	81-		R		51-0101		Luc	Ø 22,22 254,0x57	LUC, 10-14Q
	81-		R		51-0102		Luc	Ø 25,40 254,0x57	LUC, 10-14Q
81-		R		51-0065		Luc	Ø 27,00 254,0x57	LUC, 18Q	
2.5 TD, 4WD Eng.CRD93LS(U25-673) (55-70kW)	10/90-		F		22-0031-0		Gir	Th 19,0	
	10/90-		F		22-0058-1		Gir	Th 19,0	18Q
	90-		F		23-0161			Ø 289,5 Th 16,0-14,8	
	10/90-		R		53-0068		Luc	254,0x57	
	10/90-		R		53-0062		Luc	254,0x57	Hand Brake
	90-		R		18-0013			Ø 254,0	
90-		R		51-0102		Luc	Ø 25,40 254,0x57	LUC, 10-14Q	
		R		51-0065		Luc	Ø 27,00 254,0x57	LUC, 18Q	
<b>J7 8/68-3/80</b>									
1.5 Eng.XB5P (61kW)	8/68-7/70		F		22-0017-0		Bdx	Th 15,0	
	68-70		R		18-0243			Ø 300,0	
1.6 Eng.XC5/ P (50kW)	8/68-3/80		F		22-0017-0		Bdx	Th 15,0	
	73-80		R		18-0243			Ø 300,0	
1.6 Eng.XC7/ P (44kW)	8/68-3/80		F		22-0017-0		Bdx	Th 15,0	
	73-80		R		18-0243			Ø 300,0	
1.8 Eng.105(XM7/ P) (48kW)	7/70-3/80		F		22-0017-0		Bdx	Th 15,0	
	70-80		R		18-0243			Ø 300,0	
1.9 D Eng.XDP88 (37-40kW)	8/68-7/78		F		22-0017-0		Bdx	Th 15,0	
	68-78		F		23-0049			Ø 279,5 Th 14,0-12,6	
	73-78		R		18-0243			Ø 300,0	
2.1 D Eng.XDPX90 (41-42kW)	8/68-7/77		F		22-0017-0		Bdx	Th 15,0	
	68-77		F		23-0049			Ø 279,5 Th 14,0-12,6	
	9/73-77		R		18-0243			Ø 300,0	
2.3 D Eng.XD2PX94 (49kW)	7/77-3/80		F		22-0017-0		Bdx	Th 15,0	
	77-80		R		18-0243			Ø 300,0	
<b>J9 3/80-6/87</b>									
1.6 Eng.XC7/ P (44kW)	-85		F		22-0017-0		Bdx	Th 15,0	
	85-		F		22-0017-1		Bdx	Th 17,5	
	80-87		R		18-0243			Ø 300,0	

		Spare Parts	F/R	L/R	METELLI ref.	METELLI ref. w/KIT		DIMENSIONS mm.	NOTE	
2.0 Eng.XN1/ P/ T/ XNA (57kW)	-85		F		22-0017-0		Bdx	Th 15,0		
	85-		F		22-0017-1		Bdx	Th 17,5		
	80-87		F		23-0049			Ø 279,5 Th 14,0-12,6		
	80-87		R		18-0243			Ø 300,0		
2.1 D Eng.XDPX90 (41-42kW)	-85		F		22-0017-0		Bdx	Th 15,0		
	85-		F		22-0017-1		Bdx	Th 17,5		
	80-87		R		18-0243			Ø 300,0		
2.3 D Eng.XD2PX94 (49kW)	-85		F		22-0017-0		Bdx	Th 15,0		
	85-		F		22-0017-1		Bdx	Th 17,5		
	80-82		F		23-0049			Ø 279,5 Th 14,0-12,6		
	80-82		R		18-0243			Ø 300,0		
2.5 D Eng.XD3P (53kW)	-85		F		22-0017-0		Bdx	Th 15,0		
	85-		F		22-0017-1		Bdx	Th 17,5		
	82-87		R		18-0243			Ø 300,0		
<b>Partner/Ranch I (5F) 6/96-3/08</b>										
1.1 Eng.HDZ(TU1M)/ HFX(TU1JP) (44kW)	-00		F		22-0217-0		Gir	Th 19,0		
	00-02		F		22-0217-1		Gir	Th 19,0		
	02-		F		22-0327-0		Bosch	Th 19,0		
	02-		F		23-0555		Bosch	Ø 266,0 Th 22,0-20,0	Vent.	
	96-02		F		23-0401			Ø 265,5 Th 13,0-11,0		
	6/96-3/08		R		53-0023		Luc	228,6x42	Hand Brake	
	7/96-		R		18-0233			Ø 228,5		
	96-		R		51-0140		Luc	Ø 22,00 228,6x42	LUC	
1.4 Eng.KDY(TU3A/ AN/ S/ M/ 2/ 2K) (47kW)	1/96-3/08		R		53-0023		Luc	228,6x42	Hand Brake	
	1.4, Bifuel Eng.KFW/ KFX(TU3JP) (55kW)	-00		F		22-0217-0		Gir	Th 19,0	
		00-02		F		22-0217-1		Gir	Th 19,0	
		02-		F		22-0327-0		Bosch	Th 19,0	
		02-		F		23-0555		Bosch	Ø 266,0 Th 22,0-20,0	Vent.
		96-02		F		23-0401			Ø 265,5 Th 13,0-11,0	
		96-02		F		23-0191		Luc	Ø 265,8 Th 20,5-18,4	Vent.
		6/96-3/08		R		53-0023		Luc	228,6x42	Hand Brake
7/96-			R		18-0233			Ø 228,5		
1.6 16v Eng.NFU(TU5JP4) (80kW)	-02		F		22-0217-1		Gir	Th 19,0		
	02-		F		22-0327-0		Bosch	Th 19,0		
	02-		F		22-0322-1		Bosch	Th 19,0	+ESP	
	7/01-		R		22-0100-1		Gir	Th 17,0	+ESP	
			F		23-0566			Ø 282,7 Th 26,0-24,0	Ch 09128-, Vent., +ESP	
			F		23-0555		Bosch	Ø 266,0 Th 22,0-20,0	Ch 09128-, Vent., -ESP	
	01-		F		23-0191			Ø 265,8 Th 20,5-18,4	Ch -09127, Vent.	
	01-		R		23-0567			Ø 246,7 Th 9,0-7,0	+ESP	
	7/01-3/08		R		53-0023		Luc	228,6x42	Hand Brake	
	01-		R		18-0233			Ø 228,5		
	01-		R		51-0140		Luc	Ø 22,00 228,6x42	LUC	
1.6 HDi Eng.DV6B (55kW)	06-		F		22-0327-0		Bosch	Th 19,0		
	06-		F		22-0322-1		Bosch	Th 19,0	+ESP	
	06-		R		22-0100-1		Gir	Th 17,0	+ESP	
1.6 HDi 16v Eng.DV6ATED4 (66kW)	06-		F		22-0327-0		Bosch	Th 19,0		
	06-		F		22-0322-1		Bosch	Th 19,0	+ESP	
	06-		R		22-0100-1		Gir	Th 17,0	+ESP	
1.8 Eng.LFX(XU7JB) (66kW)	-00		F		22-0217-0		Gir	Th 19,0		
	00-02		F		22-0217-1		Gir	Th 19,0		
	02-		F		22-0327-0		Bosch	Th 19,0		
	5/97-		F		23-0191		Luc	Ø 265,8 Th 20,5-18,4	Ch -09127, Vent.	
			F		23-0555			Ø 266,0 Th 22,0-20,0	Ch 09128-, Vent.	
	5/97-3/08		R		53-0023		Luc	228,6x42	Hand Brake	
	5/97-		R		18-0233			Ø 228,5		
97-		R		51-0140		Luc	Ø 22,00 228,6x42	LUC		
1.8 D Eng.A9A(XUD7) (43kW)	96-02		F		23-0401			Ø 265,5 Th 13,0-11,0		
	96-02		F		23-0191		Luc	Ø 265,8 Th 20,5-18,4	Vent.	
	96-		R		18-0233			Ø 228,5		
	96-		R		51-0140		Luc	Ø 22,00 228,6x42	LUC	
1.9 D Eng.DJY(XUD9A/ DW8/ B) (50kW)	-00		F		22-0217-0		Gir	Th 19,0		
	00-02		F		22-0217-1		Gir	Th 19,0		
	02-		F		22-0327-0		Bosch	Th 19,0		
	96-02		F		23-0191		Luc	Ø 265,8 Th 20,5-18,4	Ch -09127, Vent.	
















		Spare Parts	F/R	L/R	METELLI ref.	METELLI ref. w/KIT		DIMENSIONS mm.	NOTE
1.9 D Eng.DJY(XUD9A/ DW8/ B) (50kW)	6/96-3/08		F		23-0555		Bosch	Ø 266,0 Th 22,0-20,0	Ch 09128-, Vent.
			R		53-0023		Luc	228,6x42	Hand Brake
			R		18-0233			Ø 228,5	
			R		51-0140		Luc	Ø 22,00 228,6x42	LUC
1.9 D, 4WD Eng.WJZ/ WJY(DW8/ B) (51kW)	-00		F		22-0217-0		Gir	Th 19,0	
			F		22-0217-1		Gir	Th 19,0	
			F		22-0327-0		Bosch	Th 19,0	
	98-		F		23-0555		Bosch	Ø 266,0 Th 22,0-20,0	Ch 09128-, Vent., Only Eng. DW8B
			F		23-0191		Luc	Ø 265,8 Th 20,5-18,4	Ch -09127, Vent.
	12/98-3/08		R		53-0023		Luc	228,6x42	Hand Brake
			R		18-0233			Ø 228,5	
			R		51-0140		Luc	Ø 22,00 228,6x42	LUC
2.0 HDi, 4WD Eng.RHY(DW10TD) (66kW)	-02		F		22-0217-1		Gir	Th 19,0	
			F		22-0327-0		Bosch	Th 19,0	
	02-		F		22-0322-1		Bosch	Th 19,0	+ESP
			R		22-0100-1		Gir	Th 17,0	+ESP
	00-02		F		23-0566			Ø 282,7 Th 26,0-24,0	Ch 09128-, Vent., +ESP
			F		23-0555		Bosch	Ø 266,0 Th 22,0-20,0	Ch 09128-, Vent., -ESP
			F		23-0191		Luc	Ø 265,8 Th 20,5-18,4	Ch -09127, Vent.
	00-		R		23-0567			Ø 246,7 Th 9,0-7,0	+ESP
			R		53-0023		Luc	228,6x42	Hand Brake
	4/00-3/08		R		18-0233			Ø 228,5	
			R		51-0140		Luc	Ø 22,00 228,6x42	LUC
	Electric (25-28kW)	96-02		F		23-0401		Ø 265,5 Th 13,0-11,0	


### Partner/Ranch II 4/08-

1.6 Eng.NFR(TU5JP) (66kW)	08-		F		22-0800-0		Ate	Th 18,5	
			R		22-0816-0		Gir	Th 16,5	
			F		23-0566			Ø 283,0 Th 26,0-24,0	Vent.
1.6 Eng.NFU(TU5JP4) (80kW)	08-		F		22-0800-0		Ate	Th 18,5	
			R		22-0816-0		Gir	Th 16,5	
			F		23-0566			Ø 283,0 Th 26,0-24,0	Vent.
1.6 HDi Eng.DV6ATED4 (66kW)	08-		F		22-0800-0		Ate	Th 18,5	
			R		22-0816-0		Gir	Th 16,5	
	08-		F		23-0566			Ø 283,0 Th 26,0-24,0	Vent.
			R		23-0567			Ø 246,7 Th 9,0-7,0	+ABS
	08-		R		18-0233			Ø 228,5	
1.6 HDi Eng.DV6B (55kW)	08-		F		22-0800-0		Ate	Th 18,5	
			R		22-0816-0		Gir	Th 16,5	
			F		23-0566			Ø 283,0 Th 26,0-24,0	Vent.
1.6 HDi Eng.DV6TED4 (80kW)	08-		F		22-0800-0		Ate	Th 18,5	
			R		22-0816-0		Gir	Th 16,5	
			F		23-0566			Ø 283,0 Th 26,0-24,0	Vent.




















## PIAGGIO

<b>M500 1/04-</b>									
0.5 D (4kW)	1/04-		F		22-0767-1			Th 10,0	
<b>Porter, Van 2/93-</b>									
1.0 Eng.CB41 (33kW)	2/93-6/94		F		22-0201-0		Sum	Th 13,5	
			R		53-0040			200,0x38	
			R		53-0044		Ap	203,2x38	
1.0 Eng.CB42 (35kW)	7/94-		F		22-0201-0		Sum	Th 13,5	
			R		53-0040			200,0x38	
			R		53-0044		Ap	203,2x38	
1.2 D (26kW)	5/95-		F		22-0201-0		Sum	Th 13,5	
			R		53-0044		Ap	203,2x38	
1.3 16v, 4x4 (48kW)	5/98-		F		22-0201-0		Sum	Th 13,5	
			R		53-0044		Ap	203,2x38	
1.4 D (28kW)	4/98-		F		22-0201-0		Sum	Th 13,5	
			R		53-0044		Ap	203,2x38	

## PORSCHE

<b>356 1/50-12/65</b>									
2.0 C GS Carrera 2 (103kW)	1/63-12/65		F		22-0078-1		Ate	Th 15,0	
			F		22-0003-0		Ate	Th 15,0	
			R		22-0002-1		Ate	Th 15,0	














		Spare Parts	F/R	L/R	METELLI ref.	METELLI ref. w/KIT		DIMENSIONS mm.	NOTE
<b>911 1/63-11/90</b>									
2.7 S Carrera, Targa Eng.911.42/.47/.93/.98 (129kW)	8/73-1/76		F		22-0078-1		Ate	Th 15,0	
2.7 SC Carrera RS, Targa Eng.911.83 (154kW)	8/72-1/79		F		22-0078-1		Ate	Th 15,0	
2.7, Targa (121kW)	9/75-6/77		F		22-0078-1		Ate	Th 15,0	
2.7, Targa Eng.911.92/.97 (110kW)	9/73-8/75		F		22-0078-1		Ate	Th 15,0	
3.0 SC Carrera Eng.930.03/.13 (154kW)	3/74-10/83		F		22-0078-1		Ate	Th 15,0	
3.0 SC Carrera, Targa Eng.930.03/ 13 (147kW)	9/75-6/77		F		22-0078-1		Ate	Th 15,0	
3.0 SC Carrera, Targa Eng.930.03/.13 (132kW)	7/77-6/80		F		22-0078-1		Ate	Th 15,0	
3.0 SC Carrera, Targa Eng.930.09/.19 (138kW)	9/79-6/80		F		22-0078-1		Ate	Th 15,0	
3.0 SC, Cabrio Eng.930.10 (150kW)	8/82-7/83		F		22-0078-1		Ate	Th 15,0	
<b>911 (964) 12/88-5/94</b>									
3.3 T. Eng.M30.69 (235kW)	8/90-9/93		R		53-0336			180,0x26	Hand Brake
3.3 T. S Eng.M30.69S (261kW)	6/91-12/92		R		53-0336			180,0x26	Hand Brake
3.6 Carrera RS Eng.M64.03 (191kW)	6/91-9/93		R		53-0336			180,0x26	Hand Brake
3.6 Carrera, 4, Cabrio Eng.M64.01/.02 (184kW)	12/88-5/94		R		53-0336			180,0x26	Hand Brake
3.6 T. Eng.M64.50 (265kW)	1/93-9/93		R		53-0336			180,0x26	Hand Brake
<b>911 (993) 10/93-9/97</b>									
3.6 Carrera, 4, Cabrio Eng.M64.05/.06/.07/.08 (200kW)	10/93-8/95		R		53-0336			180,0x26	Hand Brake
3.6 Carrera, 4, Cabrio, Targa Eng.M64.21/.22/.23/.24 (210kW)	8/95-9/97		R		53-0336			180,0x26	Hand Brake
3.6 T. 4 Eng.M64.60 (300kW)	3/95-9/97		R		53-0336			180,0x26	Hand Brake
3.6 T. GT2 4 (331kW)	6/97-9/97		R		53-0336			180,0x26	Hand Brake
3.6 T. GT2, 4 Eng.M64.60R (316kW)	3/95-9/97		R		53-0336			180,0x26	Hand Brake
3.8 Cabrio Carrera RS, 4 Eng.M64.21S (221kW)	8/95-9/97		R		53-0336			180,0x26	Hand Brake
3.8 Carrera RS, 4, Targa Eng.M64.20 (221kW)	8/95-9/97		R		53-0336			180,0x26	Hand Brake
3.8 Carrera, 4, Cabrio Eng.M64.05S/.06S (210kW)	6/95-9/97		R		53-0336			180,0x26	Hand Brake
<b>911 (996) 6/97-3/04</b>									
3.4 Carrera, 4, Cabrio Eng.M96.01/.02/.04 (221kW)	6/97-9/01		F		22-0657-0	22-0657-0K	Bre	Th 16,5	
	6/97-9/01		R		22-0658-0	22-0658-0K	Bre	Th 15,5	
	6/97-9/01		R		53-0336			180,0x26	Hand Brake
3.4 Carrera, 4, Cabrio Eng.M96.02S (235kW)	5/01-5/01		F		22-0657-0	22-0657-0K	Bre	Th 16,5	
	5/01-3/04		R		22-0658-0	22-0658-0K	Bre	Th 15,5	
	5/01-3/04		R		53-0337			180,0x26	Hand Brake
3.6 Carrera, 4, Cabrio Eng.M96.03S (254kW)	6/02-6/02		F		22-0657-0	22-0657-0K	Bre	Th 16,5	
	6/02-3/04		R		22-0658-0	22-0658-0K	Bre	Th 15,5	
	6/02-3/04		R		53-0337			180,0x26	Hand Brake
3.6 Carrera, 4, Cabrio, Targa Eng.M96.03 (235kW)	10/01-10/01		F		22-0657-0	22-0657-0K	Bre	Th 16,5	
	10/01-3/04		R		22-0658-0	22-0658-0K	Bre	Th 15,5	
	10/01-3/04		R		53-0337			180,0x26	Hand Brake
3.6 GT2 Eng.M96.70S (340kW)	4/01-4/01		R		22-0657-0	22-0657-0K	Bre	Th 16,5	
	4/01-3/04		R		53-0337			180,0x26	Hand Brake
3.6 GT2 Eng.M96.70SL (355kW)	10/03-10/03		R		22-0657-0	22-0657-0K	Bre	Th 16,5	
	10/03-3/04		R		53-0336			180,0x26	Hand Brake
3.6 GT3 Eng.M79.80 (280kW)	3/03-3/03		R		22-0657-0	22-0657-0K	Bre	Th 16,5	
	3/03-3/04		R		53-0336			180,0x26	Hand Brake
3.6 GT3 Eng.M96.76 (265kW)	3/99-3/99		R		22-0657-0	22-0657-0K	Bre	Th 16,5	
	3/99-3/04		R		53-0336			180,0x26	Hand Brake
3.6 T. 4, Cabrio Eng.M96.70 (309kW)	6/00-6/00		R		22-0657-0	22-0657-0K	Bre	Th 16,5	
	6/00-3/04		R		53-0337			180,0x26	Hand Brake
3.6 T. 4, Cabrio Eng.M96.70E (331kW)	2/03-2/03		R		22-0657-0	22-0657-0K	Bre	Th 16,5	
	2/03-3/04		R		53-0337			180,0x26	Hand Brake

				Spare Parts	F/R	L/R	METELLI ref.	METELLI ref. w/KIT		DIMENSIONS mm.	NOTE
<b>911 (997) 7/04-</b>											
3.6 Carrera, Cabrio Eng.M96.05 (239kW)	7/04-		F				22-0657-0	22-0657-0K	Bre	Th 16,5	
	7/04-		R				22-0658-0	22-0658-0K	Bre	Th 15,5	
	7/04-		R				53-0336			180,0x26	Hand Brake
3.6 Coupé, Cabrio (254kW)	11/08-		R				22-0657-0	22-0657-0K	Bre	Th 16,5	
3.6 GT 2 Eng.M97.70S (390kW)	9/07-		R				22-0657-0	22-0657-0K	Bre	Th 16,5	
	9/07-		R				53-0336			180,0x26	Hand Brake
3.6 GT 3 Eng.M97.76 (305kW)	3/06-		R				22-0657-0	22-0657-0K	Bre	Th 16,5	
	3/06-		R				53-0336			180,0x26	Hand Brake
3.6 T., Cabrio Eng.M97.70 (353kW)	3/06-		R				22-0657-0	22-0657-0K	Bre	Th 16,5	
3.8 Carrera S, 4S, Cabrio Eng.MA1.01 (283kW)	11/08-		R				22-0657-0	22-0657-0K	Bre	Th 16,5	
3.8 Carrera S, Cabrio Eng.M97.01 (261kW)	7/04-		R				22-0657-0	22-0657-0K	Bre	Th 16,5	
3.8 GT3 (320kW)	5/09-		R				53-0336			180,0x26	Hand Brake
<b>924 11/75-8/89</b>											
2.0 Eng.XJ (92kW)	11/75-8/89		F				22-0015-2		Ate	Th 18,5	
	11/75-8/89		R				53-0459		Vag	230,0x40	Hand Brake
2.0 Carrera GT Eng.M31.50 (154kW)	6/80-10/86		R				53-0459		Vag	230,0x40	Hand Brake
2.0 T. Eng.M31.01 (125kW)	11/78-6/80		R				53-0459		Vag	230,0x40	Hand Brake
2.0 T. Eng.M31.03 (130kW)	6/80-10/86		R				53-0459		Vag	230,0x40	Hand Brake
2.5 S Eng.M44.01/03 (120kW)	10/81-12/84		R				53-0459		Vag	230,0x40	Hand Brake
2.5 S Eng.M44.07/08 (110kW)	9/85-7/87		R				53-0336			180,0x26	Hand Brake
2.5 S Eng.M44.09/10 (118kW)	8/87-7/88		R				53-0336			180,0x26	Hand Brake
<b>928 9/77-11/95</b>											
4.4 Eng.M28.09/10 (177kW)	9/77-8/82		F				22-0091-1	22-0091-1K	Ate	Th 19,5	
	9/77-8/82		R				53-0336			180,0x26	Hand Brake
4.6 (200kW)	8/84-7/85		R				53-0336			180,0x26	Hand Brake
4.6 S Eng.M28.11/12 (221kW)	9/79-7/83		F				22-0091-1	22-0091-1K	Ate	Th 19,5	
	9/79-7/83		R				53-0336			180,0x26	Hand Brake
4.6 S Eng.M28.21/22 (228kW)	8/83-7/86		F				22-0091-1	22-0091-1K	Ate	Th 19,5	
	8/83-7/86		R				53-0336			180,0x26	Hand Brake
5.0 GT Eng.M28.47 (236-243kW)	1/89-7/91		R				53-0336			180,0x26	Hand Brake
5.0 S, S4, Kat Eng.M28.41/42 (235-236kW)	8/86-7/91		R				53-0336			180,0x26	Hand Brake
<b>944 6/81-7/91</b>											
2.5 Eng.M44.01/03/05/06 (120kW)	-83		R				53-0459		Vag	230,0x40	Hand Brake
2.5 Eng.M44.02/04/07/08 (110kW)	-83		R				53-0459		Vag	230,0x40	Hand Brake
<b>Boxster I (986) 9/96-11/07</b>											
2.5 Eng.M96.20 (150kW)	9/96-8/99		R				22-0658-0	22-0658-0K	Bre	Th 15,5	
	9/96-8/99		R				53-0336			180,0x26	Hand Brake
2.7 Eng.M96.22 (162kW)	8/99-7/02		R				22-0658-0	22-0658-0K	Bre	Th 15,5	
	8/99-7/02		R				53-0336			180,0x26	Hand Brake
2.7 Eng.M96.23 (168kW)	7/02-		R				22-0658-0	22-0658-0K	Bre	Th 15,5	
	7/02-11/07		R				53-0337			180,0x26	Hand Brake
2.7 Eng.M96.25 (176kW)	11/04-		R				22-0658-0	22-0658-0K	Bre	Th 15,5	
	11/04-11/07		R				53-0337			180,0x26	Hand Brake
3.2 S Eng.M96.21 (185kW)	8/99-7/02		F				22-0657-0	22-0657-0K	Bre	Th 16,5	
	8/99-7/02		R				22-0658-0	22-0658-0K	Bre	Th 15,5	
	8/99-7/02		R				53-0336			180,0x26	Hand Brake
3.2 S Eng.M96.24 (191kW)	7/02-		F				22-0657-0	22-0657-0K	Bre	Th 16,5	
	7/02-		R				22-0658-0	22-0658-0K	Bre	Th 15,5	
	7/02-11/07		R				53-0336			180,0x26	Hand Brake
3.2 S Eng.M96.24 (196kW)	1/04-		F				22-0657-0	22-0657-0K	Bre	Th 16,5	
	1/04-		R				22-0658-0	22-0658-0K	Bre	Th 15,5	
	1/04-11/07		R				53-0336			180,0x26	Hand Brake
3.2 S Eng.M96.26 (206kW)	11/04-		R				22-0658-0	22-0658-0K	Bre	Th 15,5	
	11/04-11/07		R				53-0336			180,0x26	Hand Brake
<b>Boxster II (987) 12/07-</b>											
2.7 Eng.M97.20 (180kW)	12/07-		R				53-0337			180,0x26	Hand Brake
2.9 Eng.MA1.20 (188kW)	1/09-		R				53-0337			180,0x26	Hand Brake
3.4 S (223kW)	8/08-		R				53-0336			180,0x26	Hand Brake



















		Spare Parts	F/R	L/R	METELLI ref.	METELLI ref. w/KIT		DIMENSIONS mm.	NOTE
3.4 S (228kW)	6/09-		R		53-0336			180,0x26	Hand Brake
3.4 S Eng.M97.21 (217kW)	12/07-		R		53-0336			180,0x26	Hand Brake
<b>Carrera GT 7/03-</b>									
5.7 Eng.M80.01 (450kW)	7/03-		R		22-0657-0	22-0657-0K	Bre	Th 16,5	
	7/03-		R		53-0336			180,0x26	Hand Brake
<b>Cayenne (955) 9/02-</b>									
3.2 Eng.BFD (184kW)	10/03-		F		22-0653-0	22-0653-0K	Bre	Th 16,5	
	10/03-		R		22-0655-0	22-0655-0K	Bre	Th 16,5	
	03-		F	L	23-0919			Ø 330,0 Th 32,0-30,0	Vent., 17Inch Wheels
	03-		F	L	23-0882			Ø 350,0 Th 34,0-32,0	Vent., 18Inch Wheels
	03-		F	R	23-0920			Ø 330,0 Th 32,0-29,8	Vent., 17Inch Wheels
	03-		F	R	23-0876			Ø 350,0 Th 34,0-32,0	Vent., 18Inch Wheels
	03-1/07		R		23-0883			Ø 320,0 Th 28,0-26,0	Vent.
10/03-		R		53-0244	53-0244K		210,0x31	Hand Brake	
3.6 Eng.M55.01 (213kW)	08-		F	L	23-0919			Ø 330,0 Th 32,0-30,0	Vent., 17Inch Wheels
	08-		F	R	23-0920			Ø 330,0 Th 32,0-29,8	Vent., 17Inch Wheels
4.5 S Eng.M48.00 (250kW)	9/02-		F		22-0654-0	22-0654-0K	Bre	Th 16,5	
	9/02-		R		22-0655-0	22-0655-0K	Bre	Th 16,5	
	02-		F	L	23-0919			Ø 330,0 Th 32,0-30,0	Vent., 17Inch Wheels
	02-		F	L	23-0882			Ø 350,0 Th 34,0-32,0	Vent., 18Inch Wheels
	02-		F	R	23-0920			Ø 330,0 Th 32,0-29,8	Vent., 17Inch Wheels
	02-		F	R	23-0876			Ø 350,0 Th 34,0-32,0	Vent., 18Inch Wheels
	02-1/07		R		23-0883			Ø 320,0 Th 28,0-26,0	Vent.
9/02-		R		53-0244	53-0244K		210,0x31	Hand Brake	
4.5 T. Eng.M48.50 (331kW)	9/02-		F		22-0654-0	22-0654-0K	Bre	Th 16,5	
	9/02-		R		22-0655-0	22-0655-0K	Bre	Th 16,5	
	02-		F	L	23-0919			Ø 330,0 Th 32,0-30,0	Vent., 17Inch Wheels
	02-		F	L	23-0882			Ø 350,0 Th 34,0-32,0	Vent., 18Inch Wheels
	02-		F	R	23-0920			Ø 330,0 Th 32,0-29,8	Vent., 17Inch Wheels
	02-		F	R	23-0876			Ø 350,0 Th 34,0-32,0	Vent., 18Inch Wheels
	02-1/07		R		23-0883			Ø 320,0 Th 28,0-26,0	Vent., 17Inch Wheels
9/02-		R		53-0244	53-0244K		210,0x31	Hand Brake	
4.5 T. S Eng.M48.50S (368kW)	04-		R		22-0655-1	22-0655-1K	Bre	Th 16,5	
	04-		F	L	23-0919			Ø 330,0 Th 32,0-30,0	Vent., 17Inch Wheels
	04-		F	R	23-0920			Ø 330,0 Th 32,0-29,8	Vent., 17Inch Wheels
	1/04-		R		53-0244	53-0244K		210,0x31	Hand Brake
4.5 T. S Eng.M48.50T (383kW)	06-		R		22-0655-1	22-0655-1K	Bre	Th 16,5	
	3/06-		R		53-0244	53-0244K		210,0x31	Hand Brake
4.8 S Eng.M48.01 (283kW)	08-		F	L	23-0919			Ø 330,0 Th 32,0-30,0	Vent., 17Inch Wheels
	08-		F	R	23-0920			Ø 330,0 Th 32,0-29,8	Vent., 17Inch Wheels
<b>Cayman 11/05-</b>									
2.7 Eng.M97.20 (180kW)	7/06-		R		22-0658-0	22-0658-0K	Bre	Th 15,5	
3.4 S Eng.M97.21 (217kW)	11/05-		F		22-0657-0	22-0657-0K	Bre	Th 16,5	
	11/05-		R		22-0658-0	22-0658-0K	Bre	Th 15,5	
	11/05-		R		53-0337			180,0x26	Hand Brake

PROTON



















<b>Persona 300 3/96-</b>									
313i Eng.G13B (55kW)	3/96-		F		22-0221-0		Sum	Th 15,0	
	3/96-		R		53-0258		Ake	180,0x37	Hand Brake
315 GLi/GLSi Eng.4G15P (66kW)	3/96-		F		22-0221-0		Sum	Th 15,0	
	3/96-		R		53-0258		Ake	180,0x37	Hand Brake
315 GLSi Eng.G15B (64kW)	9/96-		F		22-0221-0		Sum	Th 15,0	
	9/96-		R		53-0258		Ake	180,0x37	Hand Brake
316 Eng.4G92P (70kW)	3/96-		F		22-0224-0		Ake	Th 15,0	
	3/96-		R		22-0396-0		Ake	Th 14,0	
316 GLXi Eng.4G92P (83kW)	3/96-		F		22-0224-0		Ake	Th 15,0	
	3/96-		R		22-0396-0		Ake	Th 14,0	
<b>Persona 400 1/94-</b>									
413 Eng.4G13 (55kW)	1/94-		F		22-0221-0		Sum	Th 15,0	
	1/94-		R		53-0258		Ake	180,0x37	Hand Brake
415 GLi/GLSi Eng.4G15 (66kW)	1/94-		F		22-0221-0		Sum	Th 15,0	
	1/94-		R		53-0258		Ake	180,0x37	Hand Brake
416 GLXi Eng.4G92 (83kW)	1/94-		F		22-0224-0		Ake	Th 15,0	
	1/94-		R		22-0226-0		Ake	Th 14,5	
416 i Eng.4G92P (70kW)	12/95-		F		22-0224-0		Ake	Th 15,0	
	12/95-		R		22-0226-0		Ake	Th 14,5	

			Spare Parts	F/R	L/R	METELLI ref.	METELLI ref. w/KIT		DIMENSIONS mm.	NOTE
418 Eng.4G93P (85kW)			5/96-	F		22-0224-0		Ake	Th 15,0	
			5/96-	R		22-0226-0		Ake	Th 14,5	
420 GLS D Eng.4D68 (48kW)			5/96-	F		22-0221-0		Sum	Th 15,0	
			5/96-	R		53-0258		Ake	180,0x37	Hand Brake
<b>Saga</b>										
All models			85-90	R		53-0253	53-0253Y	Ake	180,0x36	Mod. C21,22, Hand Brake
			90-	R		53-0258		Ake	180,0x37	Mod. C52, Hand Brake
<b>Wira 8/00-</b>										
1.3 Eng.4G13 (55kW)			8/00-	R		53-0258		Ake	180,0x37	Hand Brake
1.5 (64kW)			8/00-	R		53-0258		Ake	180,0x37	Hand Brake

## RELIANT




<b>Fox 1/82-1/90</b>										
All models			1/82-1/90	F		53-0003		Ap	177,8x38	
			1/82-1/90	R		53-0004		Ap	177,8x32	Hand Brake
<b>Kitten, SW 1/75-12/83</b>										
0.85 (30kW)			1/75-12/83	F		53-0003		Ap	177,8x38	
			1/75-12/83	R		53-0004		Ap	177,8x32	Hand Brake
<b>Scimitar Cabrio 1/80-12/85</b>										
2.8 GTC (99kW)			1/80-12/85	R		53-0007		Ap	254,0x45	
<b>Scimitar Roadster 1/85-12/90</b>										
1.3 (51kW)			-12/87	F		22-0052-0		Lock	Th 15,0	
1.4 (55kW)			1/87-8/90	F		22-0052-0		Lock	Th 15,0	
1.6 (71kW)			-12/90	F		22-0052-0		Lock	Th 15,0	
1.8 Ti (99kW)			1/86-8/90	F		22-0191-0		Gir	Th 18,0	
			1/86-8/90	R		53-0004		Ap	177,8x32	Hand Brake
<b>Scimitar SW 1/68-12/86</b>										
2.8 GTE (99kW)			1/80-12/86	R		53-0007		Ap	254,0x45	
3.0 GTE (99kW)			1/68-12/79	R		53-0007		Ap	254,0x45	

## RENAULT












<b>Alpine 10/84-12/92</b>										
2.4 V6 T. (B295) Eng.Z7U702 (133-136kW)			10/84-5/90	F		22-0120-0	22-0120-0K	Gir	Th 18,0	
				R		22-0036-0		Bdx	Th 18,0	
2.5 V6 T. (B29G) Eng.Z7U700 (147-151kW)			1/90-12/92	F		22-0120-0	22-0120-0K	Gir	Th 18,0	
			1/90-12/92	R		22-0036-0		Bdx	Th 18,0	
2.8 V6 (B293) Eng.Z6W700 (115kW)			6/87-2/90	F		22-0120-0	22-0120-0K	Gir	Th 18,0	
			6/87-2/90	R		22-0036-0		Bdx	Th 18,0	
<b>Alpine A310 1/71-8/83</b>										
2.7 V6 Eng.112730 (110kW)			1/76-8/83	F/R		22-0090-0		Bdx	Th 18,0	
			76-83	F		23-0050			Ø 228,0 Th 20,0-19,0	Vent.
<b>Avantime (DE0) 9/01-</b>										
2.0 16v T. Eng.F4R760/ 761 (88-99-103-120-124kW)			11/01-5/03	F		22-0338-0		Gir	Th 18,0	
			11/01-5/03	F		22-0338-2		Gir	Th 18,0	
			11/01-5/03	R		22-0100-2		Gir	Th 16,0	
			01-5/03	F		23-0678			Ø 305,0 Th 28,0-26,0	Vent.
2.2 DCi Eng.G9T702/ 742/ 743 (110kW)			01-5/03	R		23-0482			Ø 265,0 Th 10,5-9,5	
			5/02-	F		22-0338-2		Gir	Th 18,0	
			5/02-	R		22-0100-2		Gir	Th 16,0	
			5/02-	F		23-0678			Ø 305,0 Th 28,0-26,0	Vent.
3.0 V6 24v Eng.L7X722 (152kW)			5/02-	R		23-0482			Ø 265,0 Th 10,5-9,5	
			9/01-5/03	F		22-0338-0		Gir	Th 18,0	
			9/01-5/03	F		22-0338-2		Gir	Th 18,0	
			9/01-5/03	R		22-0100-2		Gir	Th 16,0	
01-5/03			01-5/03	F		23-0678			Ø 305,0 Th 28,0-26,0	Vent.
			01-5/03	R		23-0482			Ø 265,0 Th 10,5-9,5	
<b>Clio I (B/C57, 5/357) 5/90-9/98</b>										
1.1 (B/C571) Eng.C1E700 (25-33-35kW)			1/91-9/98	F		22-0036-2		Bdx	Th 15,0	
			1/91-5/92	F		23-0107			Ø 238,0 Th 8,0-7,0	
			6/92-98	F		23-0082			Ø 238,0 Th 12,0-10,5	
			1/91-9/98	R		53-0345	53-0345Y	Bdx	180,0x42	Hand Brake
			1/91-9/98	R		53-0344		Luc	180,0x42	Hand Brake
			1/91-98	R		18-0142	18-0142K		Ø 180,2	
			1/91-3/91	R		51-0013		Bdx	Ø 20,64 180,0x40	CRCl, RAI
			3/91-98	R		51-0014		Bdx	Ø 20,64 180,0x40	CRCl, RAI
3/91-98	R		51-0048		Luc	Ø 20,64 180,0x40	CRCl, RAI			



		Spare Parts	F/R	L/R	METELLI ref.	METELLI ref. w/KIT		DIMENSIONS mm.	NOTE
1.2 (5/357Y, 5/357K) Eng.D7F730 (40-43kW)	1/96-9/98	F			22-0037-0		Bdx	Th 18,0	
	1/96-9/98	F			22-0120-0	22-0120-0K	Gir	Th 18,0	
	96-98	F			23-0082			Ø 238,0 Th 12,0-10,5	
	1/96-9/98	R			53-0345	53-0345Y	Bdx	180,0x42	Hand Brake
	1/96-9/98	R			53-0344		Luc	180,0x42	Hand Brake
	96-98	R			18-0142	18-0142K		Ø 180,2	
	96-98	R			51-0014		Bdx	Ø 20,64 180,0x40	CRCI, RAI
	96-98	R			51-0048		Luc	Ø 20,64 180,0x40	CRCI, RAI
1.2 (B/C/S572) Eng.E5F710 (44kW)	90-96	F			22-0037-0		Bdx	Th 18,0	
	90-96	F			22-0120-0	22-0120-0K	Gir	Th 18,0	
	90-96	F			23-0082			Ø 238,0 Th 12,0-10,5	
	90-96	R			23-0243			Ø 238,0 Th 8,0-7,0	(+), +ABS
	90-96	R			23-0385			Ø 238,0 Th 8,0-7,0	(-), +ABS
	5/90-3/96	R			53-0345	53-0345Y	Bdx	180,0x42	Hand Brake
	5/90-3/96	R			53-0344		Luc	180,0x42	Hand Brake
	90-96	R			18-0142	18-0142K		Ø 180,2	
	3/91-96	R			51-0014		Bdx	Ø 20,64 180,0x40	CRCI, RAI
	3/91-96	R			51-0048		Luc	Ø 20,64 180,0x40	CRCI, RAI
	5/90-3/91	R			51-0013		Bdx	Ø 20,64 180,0x40	CRCI, RAI
1.2 (B/C/S577) Eng.C3G720 (40kW)	1/96-12/96	F			22-0037-0		Bdx	Th 18,0	
	1/96-12/96	F			22-0120-0	22-0120-0K	Gir	Th 18,0	
	1/96-12/96	F			23-0082			Ø 238,0 Th 12,0-10,5	
	1/96-12/96	R			23-0243			Ø 238,0 Th 8,0-7,0	(+), +ABS
	1/96-12/96	R			23-0385			Ø 238,0 Th 8,0-7,0	(-), +ABS
	1/96-12/96	R			53-0345	53-0345Y	Bdx	180,0x42	Hand Brake
	1/96-12/96	R			53-0344		Luc	180,0x42	Hand Brake
	1/96-12/96	R			18-0142	18-0142K		Ø 180,2	
	1/96-12/96	R			51-0014		Bdx	Ø 20,64 180,0x40	CRCI, RAI
	1/96-12/96	R			51-0048		Luc	Ø 20,64 180,0x40	CRCI, RAI
	1/96-12/96	R			51-0013		Bdx	Ø 20,64 180,0x40	CRCI, RAI
1.2 (B/C/S57A/R/S, 5/357F/L/R) Eng.E7F700/ 750/ 708/ 706/ C3G (40-43kW)	5/90-9/98	F			22-0037-0		Bdx	Th 18,0	
	5/90-9/98	F			22-0120-0	22-0120-0K	Gir	Th 18,0	
	90-98	F			23-0082			Ø 238,0 Th 12,0-10,5	
	90-98	R			23-0243			Ø 238,0 Th 8,0-7,0	(+), +ABS
	90-98	R			23-0385			Ø 238,0 Th 8,0-7,0	(-), +ABS
	5/90-9/98	R			53-0345	53-0345Y	Bdx	180,0x42	Hand Brake
	5/90-9/98	R			53-0344		Luc	180,0x42	Hand Brake
	5/90-98	R			18-0142	18-0142K		Ø 180,2	
	3/91-98	R			51-0014		Bdx	Ø 20,64 180,0x40	CRCI, RAI
	3/91-98	R			51-0048		Luc	Ø 20,64 180,0x40	CRCI, RAI
	5/90-3/91	R			51-0013		Bdx	Ø 20,64 180,0x40	CRCI, RAI
1.4 (B/C57T/Y/J) Eng.E7J710/ 711/ 718/ 719/ 754/ 756/ 757 (55-58-59kW)	1/91-9/98	F			22-0037-0		Bdx	Th 18,0	
	1/91-9/98	F			22-0120-0	22-0120-0K	Gir	Th 18,0	
	1/91-98	F			23-0082			Ø 238,0 Th 12,0-10,5	
	1/91-98	F			23-0110			Ø 238,0 Th 20,0-17,7	Vent., -ABS
	1/91-98	R			23-0243			Ø 238,0 Th 8,0-7,0	(+), +ABS
	1/91-98	R			23-0385			Ø 238,0 Th 8,0-7,0	(-), +ABS
	1/91-9/98	R			53-0345	53-0345Y	Bdx	180,0x42	Hand Brake
	1/91-9/98	R			53-0344		Luc	180,0x42	Hand Brake
	1/91-98	R			18-0142	18-0142K		Ø 180,2	
	1/91-3/91	R			51-0013		Bdx	Ø 20,64 180,0x40	CRCI, RAI
	3/91-98	R			51-0014		Bdx	Ø 20,64 180,0x40	CRCI, RAI
3/91-98	R			51-0048		Luc	Ø 20,64 180,0x40	CRCI, RAI	
1.7 (B/C574) Eng.F2N770 (55-59-64-68kW)	91-93	F			23-0110			Ø 238,0 Th 20,0-17,7	Vent.
	91-93	R			23-0243			Ø 238,0 Th 8,0-7,0	(+), +ABS
	91-93	R			23-0385			Ø 238,0 Th 8,0-7,0	(-), +ABS
	1/91-12/93	R			53-0345	53-0345Y	Bdx	180,0x42	Hand Brake
	1/91-12/93	R			53-0344		Luc	180,0x42	Hand Brake
	91-93	R			18-0142	18-0142K		Ø 180,2	
	1/91-3/91	R			51-0013		Bdx	Ø 20,64 180,0x40	CRCI, RAI
1.8 Eng.F3P714/ 758 (70kW)	1/91-9/98	F			22-0120-0	22-0120-0K	Gir	Th 18,0	
	1/91-9/98	R			22-0038-1		Bdx	Th 11,0	
	1/91-9/98	R			53-0345	53-0345Y	Bdx	180,0x42	Hand Brake
	1/91-9/98	R			53-0344		Luc	180,0x42	Hand Brake
















		Spare Parts	F/R	L/R	METELLI ref.	METELLI ref. w/KIT		DIMENSIONS mm.	NOTE
1.8 (B/C578) Eng.F3P754/ 755 (64-66kW)	8/94-9/98	F	R		22-0120-0	22-0120-0K	Gir	Th 18,0	
					22-0038-1		Bdx	Th 11,0	
	94-98		F					Ø 238,0 Th 20,0-17,7	Vent.
	8/94-9/98		R		53-0345	53-0345Y	Bdx	180,0x42	Hand Brake
	8/94-9/98		R		53-0344		Luc	180,0x42	Hand Brake
	94-98		R		18-0142	18-0142K		Ø 180,2	
	94-98		R		51-0014		Bdx	Ø 20,64 180,0x40	CRCl, RAI
	94-98		R		51-0048		Luc	Ø 20,64 180,0x40	CRCl, RAI
1.8 (B/C57C/U) Eng.F3P710/ 714 (65kW)	1/91-9/98	F	R		22-0120-0	22-0120-0K	Gir	Th 18,0	
					22-0038-1		Bdx	Th 11,0	
	91-98		R		23-0243			Ø 238,0 Th 8,0-7,0	(+), +ABS
	1/91-9/98		R		53-0345	53-0345Y	Bdx	180,0x42	Hand Brake
	1/91-9/98		R		53-0344		Luc	180,0x42	Hand Brake
	91-98		R		18-0142	18-0142K		Ø 180,2	
	91-98		R		51-0014		Bdx	Ø 20,64 180,0x40	CRCl, RAI
	91-98		R		51-0048		Luc	Ø 20,64 180,0x40	CRCl, RAI
1.8 16v (C57D) Eng.F7P722 (99-101kW)	8/91-6/94	F	R		22-0120-0	22-0120-0K	Gir	Th 18,0	
					22-0038-1		Bdx	Th 11,0	
	91-94		F		23-0549			Ø 259,0 Th 20,7-17,7	Vent.
	91-94		R		23-0243			Ø 238,0 Th 8,0-7,0	(+), +ABS
	91-94		R		23-0198			Ø 238,0 Th 8,0-7,0	(+), -ABS
	91-94		R		23-0385			Ø 238,0 Th 8,0-7,0	(-), +ABS
	91-94		R		23-0383		Bdx	Ø 238,0 Th 8,0-7,0	(-), -ABS
	8/91-6/94		R		53-0345	53-0345Y	Bdx	180,0x42	Hand Brake
8/91-6/94		R		53-0344		Luc	180,0x42	Hand Brake	
1.8 Rsi (B/C579) Eng.F3P712 (79kW)	1/93-8/95	F	R		22-0120-0	22-0120-0K	Gir	Th 18,0	
					22-0038-1		Bdx	Th 11,0	
	93-95		F		23-0110			Ø 238,0 Th 20,0-17,7	Vent.
	93-95		R		23-0243			Ø 238,0 Th 8,0-7,0	(+), +ABS
	93-95		R		23-0198			Ø 238,0 Th 8,0-7,0	(+), -ABS
	93-95		R		23-0385			Ø 238,0 Th 8,0-7,0	(-), +ABS
	93-95		R		23-0383		Bdx	Ø 238,0 Th 8,0-7,0	(-), -ABS
	1/93-8/95		R		53-0345	53-0345Y	Bdx	180,0x42	Hand Brake
1/93-8/95		R		53-0344		Luc	180,0x42	Hand Brake	
1.8 Rsi (B/C57H) Eng.F3P758 (79-80-81kW)	8/95-9/98	F	R		22-0120-0	22-0120-0K	Gir	Th 18,0	
					22-0038-1		Bdx	Th 11,0	
	95-98		F		23-0110			Ø 238,0 Th 20,0-17,7	Vent.
	95-98		R		23-0243			Ø 238,0 Th 8,0-7,0	(+), +ABS
	95-98		R		23-0198			Ø 238,0 Th 8,0-7,0	(+), -ABS
	95-98		R		23-0385			Ø 238,0 Th 8,0-7,0	(-), +ABS
	95-98		R		23-0383		Bdx	Ø 238,0 Th 8,0-7,0	(-), -ABS
	8/95-9/98		R		53-0345	53-0345Y	Bdx	180,0x42	Hand Brake
8/95-9/98		R		53-0344		Luc	180,0x42	Hand Brake	
1.9 D (B/C/57I) Eng.F8Q640/ 682 (40kW)	1/97-9/98	F	R		22-0037-0		Bdx	Th 18,0	
					22-0120-0	22-0120-0K	Gir	Th 18,0	
	97-98		F		23-0110			Ø 238,0 Th 20,0-17,7	Vent.
	97-98		R		23-0243			Ø 238,0 Th 8,0-7,0	(+), +ABS
	97-98		R		23-0385			Ø 238,0 Th 8,0-7,0	(-), +ABS
	1/97-9/98		R		53-0345	53-0345Y	Bdx	180,0x42	Hand Brake
	1/97-9/98		R		53-0344		Luc	180,0x42	Hand Brake
	97-98		R		18-0142	18-0142K		Ø 180,2	
97-98		R		51-0014		Bdx	Ø 20,64 180,0x40	CRCl, RAI	
97-98		R		51-0048		Luc	Ø 20,64 180,0x40	CRCl, RAI	
1.9 D (B/C/S576/57L) Eng.F8Q730/ 732 (47-66-68kW)	1/91-9/98	F	R		22-0037-0		Bdx	Th 18,0	
					22-0120-0	22-0120-0K	Gir	Th 18,0	
	1/91-12/93		F		23-0082			Ø 238,0 Th 12,0-10,5	
	1/94-98		F		23-0110			Ø 238,0 Th 20,0-17,7	Vent.
	1/94-98		R		23-0243			Ø 238,0 Th 8,0-7,0	(+), +ABS
	1/94-98		R		23-0385			Ø 238,0 Th 8,0-7,0	(-), +ABS
	1/91-9/98		R		53-0345	53-0345Y	Bdx	180,0x42	Hand Brake
	1/91-9/98		R		53-0344		Luc	180,0x42	Hand Brake
	91-98		R		18-0142	18-0142K		Ø 180,2	
	1/91-3/91		R		51-0013		Bdx	Ø 20,64 180,0x40	CRCl, RAI
3/91-98		R		51-0014		Bdx	Ø 20,64 180,0x40	CRCl, RAI	
3/91-98		R		51-0048		Luc	Ø 20,64 180,0x40	CRCl, RAI	

		Spare Parts	F/R	L/R	METELLI ref.	METELLI ref. w/KIT		DIMENSIONS mm.	NOTE	
2.0 Williams (B/C57M) Eng.F7R700 (108kW)	1/94-9/98	F	F		22-0120-0	22-0120-0K	Gir	Th 18,0		
	1/94-9/98		R		22-0038-1		Bdx	Th 11,0		
	94-98	F	F		23-0549			Ø 259,0 Th 20,7-17,7	Vent.	
	94-98		R		23-0243			Ø 238,0 Th 8,0-7,0	(+), +ABS	
	94-98		R		23-0198			Ø 238,0 Th 8,0-7,0	(+), -ABS	
	94-98		R		23-0385			Ø 238,0 Th 8,0-7,0	(-), +ABS	
	94-98		R		23-0383		Bdx	Ø 238,0 Th 8,0-7,0	(-), -ABS	
<b>Clio II (B/C/B0/1) 9/98-5/05</b>										
1.2 (B/CB0F/A, B/CB1O/K, B/CB2 D/H) Eng.D7F710/ 720/ 726 (40-43kW)	9/98-5/05	F	F		22-0120-0		Gir	Th 18,0		
	6/01-		F		23-0549			Ø 259,0 Th 20,7-17,7	Vent.	
	98-5/01	F	F		23-0082			Ø 238,0 Th 12,0-10,5		
	98-5/01		F		23-0110			Ø 238,0 Th 20,0-17,7	Vent., +ABS	
	9/98-5/05		R		53-0356		Bdx	180,0x42	-ABS	
	9/98-5/05	R	R		53-0359		Bosch	203,2x39	+ABS, Hand Brake	
	9/98-5/05		R		53-0350		Luc	203,0x38	-ABS, Hand Brake	
	02-	R		18-0382	18-0382K			Ø 203,3	+ABS	
	9/98-	R	R		18-0156	18-0156K			Ø 180,2	-ABS
	9/98-		R		18-0157	18-0157K			Ø 203,3	+ABS
	98-	R		51-0098		Bdx	Ø 19,05 180,0x42	RAI		
	98-	R		51-0095		Luc	Ø 17,78 203,0x38	LUC, +ABS		
	98-05	R	R		51-0155		Bosch	Ø 17,46 203,0x39	RAI, +ABS	
	98-05		R		51-0161		Luc	Ø 20,64 203,0x38	CRCI, LUC	
	1.2 16v (B/CB05) Eng.D4F712/ 714 (55kW)	6/01-5/05	F	F		22-0120-0		Gir	Th 18,0	
6/01-		F			23-0549			Ø 259,0 Th 20,7-17,7	Vent.	
6/01-5/05		R	R		53-0356		Bdx	180,0x42	-ABS	
6/01-5/05			R		53-0359		Bosch	203,2x39	+ABS, Hand Brake	
6/01-5/05			R		53-0350		Luc	203,0x38	-ABS, Hand Brake	
11/03-		R		18-0382	18-0382K			Ø 203,3	+ABS	
6/01-		R		18-0157	18-0157K			Ø 203,3	+ABS	
6/01-		R		51-0098		Bdx	Ø 19,05 180,0x42	RAI		
6/01-		R		51-0095		Luc	Ø 17,78 203,0x38	LUC, +ABS		
01-05		R		51-0161		Luc	Ø 20,64 203,0x38	CRCI, LUC		
98-05		R		51-0155		Bosch	Ø 17,46 203,0x39	RAI, +ABS		
1.4 (B/CB0C) Eng.E7J780 (55kW)		9/98-5/05	F	F		22-0120-0		Gir	Th 18,0	
		98-		F		23-0082			Ø 238,0 Th 12,0-10,5	
		98-	F	F		23-0110			Ø 238,0 Th 20,0-17,7	Vent., +ABS
		9/98-5/05		R		53-0356		Bdx	180,0x42	
	9/98-5/05	R			53-0359		Bosch	203,2x39	+ABS, Hand Brake	
	9/98-5/05	R		53-0350		Luc	203,0x38	Hand Brake		
	9/98-	R		18-0156	18-0156K			Ø 180,2	-ABS	
	9/98-	R		18-0157	18-0157K			Ø 203,3	+ABS	
	9/98-	R		18-0382	18-0382K			Ø 203,3	+ABS	
	98-	R		51-0098		Bdx	Ø 19,05 180,0x42	RAI		
	98-	R		51-0095		Luc	Ø 17,78 203,0x38	LUC, +ABS		
	98-05	R		51-0155		Bosch	Ø 17,46 203,0x39	RAI, +ABS		
	98-05	R		51-0161		Luc	Ø 20,64 203,0x38	CRCI, LUC		
	1.4 16v (B/CB0L) Eng.K4J712/ 713 (70kW)	10/99-8/00	F	F		22-0120-0		Gir	Th 18,0	
		99-8/00		F		23-0110			Ø 238,0 Th 20,0-17,7	Vent.
99-8/00		F	F		23-0549			Ø 259,0 Th 20,7-17,7	Vent., +ABS	
10/99-8/00			R		53-0356		Bdx	180,0x42		
10/99-8/00			R		53-0359		Bosch	203,2x39	+ABS, Hand Brake	
10/99-8/00		R		53-0350		Luc	203,0x38	Hand Brake		
99-8/00		R		18-0156	18-0156K			Ø 180,2	-ABS	
99-8/00		R		18-0157	18-0157K			Ø 203,3	+ABS	
99-8/00		R		18-0382	18-0382K			Ø 203,3	+ABS	
99-8/00		R		51-0098		Bdx	Ø 19,05 180,0x42	RAI		
99-8/00		R		51-0095		Luc	Ø 17,78 203,0x38	LUC, +ABS		
98-05		R		51-0155		Bosch	Ø 17,46 203,0x39	RAI, +ABS		
99-05		R		51-0161		Luc	Ø 20,64 203,0x38	CRCI, LUC		
1.4 16v (B/CB0P) Eng.K4J700/ 712/ 713 (72kW)		8/00-5/05	F	F		22-0120-0		Gir	Th 18,0	
		8/00-		F		23-0549			Ø 259,0 Th 20,7-17,7	Vent.
	8/00-5/05	R	R		53-0356		Bdx	180,0x42		
	8/00-5/05		R		53-0359		Bosch	203,2x39	+ABS, Hand Brake	
	8/00-5/05		R		53-0350		Luc	203,0x38	Hand Brake	
	00-	R		18-0156	18-0156K			Ø 180,2	-ABS	
	00-	R		18-0157	18-0157K			Ø 203,3	+ABS	
03-	R		18-0382	18-0382K			Ø 203,3	+ABS		




















































		Spare Parts	F/R	L/R	METELLI ref.	METELLI ref. w/KIT		DIMENSIONS mm.	NOTE
1.4 16v (B/CB0P) Eng.K4J700/ 712/ 713 (72kW)		00-	R		51-0098		Bdx	Ø 19,05 180,0x42	RAI
		00-	R		51-0095		Luc	Ø 17,78 203,0x38	LUC, +ABS
		00-05	R		51-0161		Luc	Ø 20,64 203,0x38	CRCI, LUC
		98-05	R		51-0155		Bosch	Ø 17,46 203,0x39	RAI, +ABS
1.5 DCi Eng.K9K712 (74kW)		1/04-5/05	F		22-0120-0		Gir	Th 18,0	
		1/04-5/05	R		22-0038-2		Bdx	Th 11,0	
		1/04-	F		23-0549			Ø 259,0 Th 20,7-17,7	Vent.
		1/04-5/05	R		53-0359		Bosch	203,2x39	+ABS, Hand Brake
		1/04-	R		18-0157	18-0157K		Ø 203,3	+ABS
		1/04-	R		18-0382	18-0382K		Ø 203,3	+ABS
		1/04-	R		51-0098		Bdx	Ø 19,05 180,0x42	RAI
		1/04-	R		51-0095		Luc	Ø 17,78 203,0x38	LUC, +ABS
		98-05	R		51-0155		Bosch	Ø 17,46 203,0x39	RAI, +ABS
1.5 DCi (B/CB07) Eng.K9K700/ 704 (48kW)		6/01-5/05	F		22-0120-0		Gir	Th 18,0	
		01-	F		23-0549			Ø 259,0 Th 20,7-17,7	Vent.
		6/01-5/05	R		53-0359		Bosch	203,2x39	+ABS, Hand Brake
		01-	R		18-0157	18-0157K		Ø 203,3	+ABS
		01-	R		18-0382	18-0382K		Ø 203,3	+ABS
		01-	R		51-0095		Ate	Ø 17,78 203,0x38	LUC, +ABS
		98-05	R		51-0155		Bosch	Ø 17,46 203,0x39	RAI, +ABS
1.5 DCi (B/CB08) Eng.K9K702/ 710/ 722 (60kW)		6/01-5/05	F		22-0120-0		Gir	Th 18,0	
		01-	F		23-0549			Ø 259,0 Th 20,7-17,7	Vent.
		6/01-5/05	R		53-0359		Bosch	203,2x39	+ABS, Hand Brake
		01-	R		18-0157	18-0157K		Ø 203,3	+ABS
		01-	R		18-0382	18-0382K		Ø 203,3	+ABS
		01-	R		51-0095		Ate	Ø 17,78 203,0x38	LUC, +ABS
		98-05	R		51-0155		Bosch	Ø 17,46 203,0x39	RAI, +ABS
1.6 (B/CB0D) Eng.K7M744/ 745 (55-66kW)		9/98-5/05	F		22-0120-0		Gir	Th 18,0	
		98-01	F		23-0110			Ø 238,0 Th 20,0-17,7	Vent.
		98-01	F		23-0549			Ø 259,0 Th 20,7-17,7	Vent., +ABS
		9/98-5/05	R		53-0359		Bosch	203,2x39	+ABS, Hand Brake
		9/98-5/05	R		53-0350		Luc	203,0x38	Hand Brake
		9/98-	R		18-0157	18-0157K		Ø 203,3	+ABS
		9/98-	R		18-0382	18-0382K		Ø 203,3	+ABS
		98-	R		51-0095		Luc	Ø 17,78 203,0x38	LUC, +ABS
		98-05	R		51-0155		Bosch	Ø 17,46 203,0x39	RAI, +ABS
		98-05	R		51-0161		Luc	Ø 20,64 203,0x38	CRCI, LUC
1.6 16v (CB0T/H) Eng.K4M708/ 748 (70-79-83kW)		9/98-5/05	F		22-0120-0		Gir	Th 18,0	
		9/98-5/05	R		22-0038-2		Bdx	Th 11,0	
		98-	F		23-0549			Ø 259,0 Th 20,7-17,7	Vent.
		9/98-5/05	R		53-0359		Bosch	203,2x39	+ABS, Hand Brake
		9/98-5/05	R		53-0350		Luc	203,0x38	Hand Brake
		04-	R		18-0382	18-0382K		Ø 203,3	+ABS
		9/98-	R		18-0157	18-0157K		Ø 203,3	+ABS
		98-	R		51-0095		Luc	Ø 17,78 203,0x38	LUC, +ABS
		98-05	R		51-0155		Bosch	Ø 17,46 203,0x39	RAI, +ABS
		98-05	R		51-0161		Luc	Ø 20,64 203,0x38	CRCI, LUC
		1.9 D (B/CB0E) Eng.F8Q606/ 630/ 632/ 662 (40-44-47kW)		9/98-5/05	F		22-0120-0		Gir
98-	F				23-0082			Ø 238,0 Th 12,0-10,5	-Clim., -ABS
98-	F				23-0110			Ø 238,0 Th 20,0-17,7	Vent., +Clim., -ABS
98-	F				23-0110			Ø 238,0 Th 20,0-17,7	Vent., -Clim., +ABS
98-	F				23-0549			Ø 259,0 Th 20,7-17,7	Vent., +Clim., +ABS
9/98-5/05	R				53-0356		Bdx	180,0x42	
9/98-5/05	R				53-0359		Bosch	203,2x39	+ABS, Hand Brake
9/98-5/05	R				53-0350		Luc	203,0x38	Hand Brake
9/98-	R				18-0156	18-0156K		Ø 180,2	-ABS
9/98-	R				18-0157	18-0157K		Ø 203,3	+ABS
9/98-	R				18-0382	18-0382K		Ø 203,3	+ABS
98-	R				51-0098		Bdx	Ø 19,05 180,0x42	RAI
98-	R				51-0095		Luc	Ø 17,78 203,0x38	LUC, +ABS
98-05	R				51-0155		Bosch	Ø 17,46 203,0x39	RAI, +ABS
98-05	R		51-0161		Luc	Ø 20,64 203,0x38	CRCI, LUC		
1.9 DTi (B/CB0U) Eng.F9Q780 (60-68-75-77-81-88-96kW)		2/00-5/05	F		22-0120-0		Gir	Th 18,0	
		2/00-	F		23-0549			Ø 259,0 Th 20,7-17,7	Vent.
		2/00-5/05	R		53-0356		Bdx	180,0x42	
		2/00-5/05	R		53-0359		Bosch	203,2x39	+ABS, Hand Brake
		2/00-5/05	R		53-0350		Luc	203,0x38	Hand Brake

		Spare Parts	F/R	L/R	METELLI ref.	METELLI ref. w/KIT		DIMENSIONS mm.	NOTE
1.9 DTi (B/CB0U) Eng.F9Q780 (60-68-75-77-81-88-96kW)	2/00-		R		18-0157	18-0157K		Ø 203,3	+ABS
	2/00-		R		18-0382	18-0382K		Ø 203,3	+ABS
	2/00-		R		51-0095		Luc	Ø 17,78 203,0x38	LUC, +ABS
	98-05		R		51-0155		Bosch	Ø 17,46 203,0x39	RAI, +ABS
2.0 16v Sport Eng.F4R736/ 738 (132kW)	1/04-5/05		F		22-0142-2		Gir	Th 18,0	
	1/04-5/05		R		22-0038-2		Bdx	Th 11,0	
	1/04-		R		23-0516			Ø 238,0 Th 8,0-7,0	(+o)
	1/04-		R		23-0537			Ø 238,0 Th 8,0-7,0	(-o)
2.0 16v Sport (CB0M) Eng.F4R730 (88-99-103-120-124kW)	2/00-5/05		F		22-0142-2		Gir	Th 18,0	
	2/00-5/05		R		22-0038-2		Bdx	Th 11,0	
	00-		F		23-0517			Ø 280,0 Th 24,0-21,8	Vent.
	00-		R		23-0516			Ø 238,0 Th 8,0-7,0	(+o)
00-	R		23-0537				Ø 238,0 Th 8,0-7,0	(-o)	
3.0 V6 Sport Eng.L7X762 (187kW)	12/02-5/05		F		22-0392-0		Ap	Th 16,5	
	12/02-5/05		R		22-0185-1		Bdx	Th 17,0	
3.0 V6 Sport (CB1A) Eng.L7X760 (166kW)	11/00-12/02		F		22-0392-0		Ap	Th 16,5	
	11/00-12/02		R		22-0185-1		Bdx	Th 17,0	
<b>Clio III 6/05-</b>									
1.2 Eng.D7F800 (43kW)	06-		R		51-0231		Ap	Ø 19,05 203,0x38	AP
1.2 16v Eng.D4F740 (48kW)	6/05-		F		22-0485-0		Gir	Th 17,5	
	05-		F		23-0641			Ø 260,0 Th 22,0-19,8	Vent.
	05-		R		23-0722			Ø 240,0 Th 8,0-7,0	(+o), +ESP
	6/05-		R		53-0290		Ap	203,0x38	Hand Brake
	05-		R		18-0381	18-0381K		Ø 203,3	
05-		R		51-0231		Ap	Ø 19,05 203,0x38	AP	
1.2 16v Eng.D4F740 (55kW)	6/05-		F		22-0485-0		Gir	Th 17,5	
	05-		F		23-0641			Ø 260,0 Th 22,0-19,8	Vent.
	05-		R		23-0722			Ø 240,0 Th 8,0-7,0	(+o), +ESP
	6/05-		R		53-0290		Ap	203,0x38	Hand Brake
	05-		R		18-0381	18-0381K		Ø 203,3	
05-		R		51-0231		Ap	Ø 19,05 203,0x38	AP	
1.2 16v Eng.D4F764 (58kW)	6/05-		F		22-0485-0		Gir	Th 17,5	
	05-		F		23-0641			Ø 260,0 Th 22,0-19,8	Vent.
	05-		R		23-0722			Ø 240,0 Th 8,0-7,0	(+o), +ESP
	6/05-		R		53-0290		Ap	203,0x38	Hand Brake
	05-		R		18-0381	18-0381K		Ø 203,3	
05-		R		51-0231		Ap	Ø 19,05 203,0x38	AP	
1.2 16v TCE Eng.D4F784 (74kW)	07-		F		22-0485-0		Gir	Th 17,5	
	07-		F		23-0641			Ø 260,0 Th 22,0-19,8	Vent.
	07-		R		23-0722			Ø 240,0 Th 8,0-7,0	(+o), +ESP
	07-		R		53-0290		Ap	203,0x38	Hand Brake
	07-		R		18-0381			Ø 203,3	
07-		R		51-0231		Ap	Ø 19,05 203,0x38	AP	
1.4 16v Eng.K4J780 (70-72kW)	6/05-		F		22-0485-0		Gir	Th 17,5	
	05-		F		23-0641			Ø 260,0 Th 22,0-19,8	Vent.
	05-		R		23-0722			Ø 240,0 Th 8,0-7,0	(+o), +ESP
	6/05-		R		53-0290		Ap	203,0x38	Hand Brake
	05-		R		18-0381	18-0381K		Ø 203,3	
05-		R		51-0231		Ap	Ø 19,05 203,0x38	AP	
1.5 DCi Eng.K9K718/ 750 (60-62kW)	07-		F		22-0485-0		Gir	Th 17,5	
	07-		F		23-0641			Ø 260,0 Th 22,0-19,8	Vent.
	07-		R		23-0722			Ø 240,0 Th 8,0-7,0	(+o), +ESP
	07-		R		53-0290		Ap	203,0x38	Hand Brake
	07-		R		18-0381	18-0381K		Ø 203,3	
07-		R		51-0231		Ap	Ø 19,05 203,0x38	AP	
1.5 DCi Eng.K9K740 (47kW)	6/05-		F		22-0485-0		Gir	Th 17,5	
	05-		F		23-0641			Ø 260,0 Th 22,0-19,8	Vent.
	6/05-		R		53-0290		Ap	203,0x38	Hand Brake
	05-		R		18-0381	18-0381K		Ø 203,3	
05-		R		51-0231		Ap	Ø 19,05 203,0x38	AP	
1.5 DCi Eng.K9K752 (48kW)	6/05-		F		22-0485-0		Gir	Th 17,5	
	05-		F		23-0641			Ø 260,0 Th 22,0-19,8	Vent.
	6/05-		R		53-0290		Ap	203,0x38	Hand Brake
	05-		R		18-0381	18-0381K		Ø 203,3	
05-		R		51-0231		Ap	Ø 19,05 203,0x38	AP	
1.5 DCi Eng.K9K764 (78kW)	6/05-		F		22-0485-0		Gir	Th 17,5	
	6/05-		R		22-0100-2		Gir	Th 16,0	



































































		Spare Parts	F/R	L/R	METELLI ref.	METELLI ref. w/KIT		DIMENSIONS mm.	NOTE
1.5 DCi Eng.K9K764 (78kW)		05-	F		23-0641			Ø 260,0 Th 22,0-19,8	Vent.
		05-	R		23-0722			Ø 240,0 Th 8,0-7,0	(+), +ESP
		05-	R		18-0381	18-0381K		Ø 203,3	
		05-	R		51-0231		Ap	Ø 19,05 203,0x38	AP
1.5 DCi Eng.K9K766 (63kW)		6/05-	F		22-0485-0		Gir	Th 17,5	
		6/05-	F		23-0641			Ø 260,0 Th 22,0-19,8	Vent.
		05-	R		23-0722			Ø 240,0 Th 8,0-7,0	(+), +ESP
		6/05-	R		53-0290		Ap	203,0x38	Hand Brake
		05-	R		18-0381	18-0381K		Ø 203,3	
		05-	R		51-0231		Ap	Ø 19,05 203,0x38	AP
1.5 DCi Eng.K9K768 (50kW)		6/05-	F		22-0485-0		Gir	Th 17,5	
		05-	F		23-0641			Ø 260,0 Th 22,0-19,8	Vent.
		05-	R		23-0722			Ø 240,0 Th 8,0-7,0	(+), +ESP
		6/05-	R		53-0290		Ap	203,0x38	Hand Brake
		05-	R		18-0381	18-0381K		Ø 203,3	
		05-	R		51-0231		Ap	Ø 19,05 203,0x38	AP
1.5 DCi Eng.K9K772/ 776 (76kW)		6/05-	F		22-0485-0		Gir	Th 17,5	
		05-	F		23-0641			Ø 260,0 Th 22,0-19,8	Vent.
		05-	R		23-0722			Ø 240,0 Th 8,0-7,0	(+), +ESP
		6/05-	R		53-0290		Ap	203,0x38	Hand Brake
		05-	R		18-0381			Ø 203,3	
		05-	R		51-0231		Ap	Ø 19,05 203,0x38	AP
1.6 16v Eng.K4M800/ 801 (82kW)		6/05-	F		22-0485-0		Gir	Th 17,5	
		6/05-	R		22-0100-2		Gir	Th 16,0	
		05-	F		23-0641			Ø 260,0 Th 22,0-19,8	Vent.
		05-	R		23-0722			Ø 240,0 Th 8,0-7,0	(+)
		6/05-	R		53-0290		Ap	203,0x38	Hand Brake
		05-	R		18-0381	18-0381K		Ø 203,3	
		05-	R		51-0231		Ap	Ø 19,05 203,0x38	AP
		05-	R		51-0231		Ap	Ø 19,05 203,0x38	AP
1.6 16v Eng.K4M804 (65kW)		6/05-	F		22-0485-0		Gir	Th 17,5	
		6/05-	R		22-0100-2		Gir	Th 16,0	
		05-	F		23-0641			Ø 260,0 Th 22,0-19,8	Vent.
		05-	R		23-0722			Ø 240,0 Th 8,0-7,0	(+), +ESP
		6/05-	R		53-0290		Ap	203,0x38	Hand Brake
		05-	R		18-0381	18-0381K		Ø 203,3	
2.0 16v Eng.M4R700 (105kW)		2/06-	F		22-0335-1		Ate	Th 18,0	
		2/06-	R		22-0100-2		Gir	Th 16,0	
		06-	F		23-0517			Ø 280,0 Th 24,0-21,8	Vent.
		06-	R		23-0722			Ø 240,0 Th 8,0-7,0	(+)
2.0 16v Sport Eng.F4R830 (145kW)		2/06-	F		22-0651-0		Bre	Th 15,0	
		2/06-	R		22-0100-2		Gir	Th 16,0	
<b>Clio III Grandtour 2/08-</b>									
1.2 16v Eng.D4F740 (55kW)		08-	F		22-0485-0		Gir	Th 17,5	
		08-	F		23-0641			Ø 260,0 Th 22,0-19,8	Vent.
		08-	R		53-0290		Ap	203,0x38	Hand Brake
		08-	R			18-0381K	Ap	203,0x38	Hand Brake
		08-	R		18-0381			Ø 203,3	
		08-	R		51-0231		Ap	Ø 19,05 203,0x38	AP
1.2 16v Eng.D4F764 (58kW)		08-	F		22-0485-0		Gir	Th 17,5	
		08-	F		23-0641			Ø 260,0 Th 22,0-19,8	Vent.
		08-	R		53-0290		Ap	203,0x38	Hand Brake
		08-	R		18-0381	18-0381K		Ø 203,3	
		08-	R		51-0231		Ap	Ø 19,05 203,0x38	AP
1.2 16v Eng.D4F784 (74kW)		08-	F		22-0485-0		Gir	Th 17,5	
		08-	F		23-0641			Ø 260,0 Th 22,0-19,8	Vent.
		08-	R		53-0290		Ap	203,0x38	Hand Brake
		08-	R			18-0381K	Ap	203,0x38	Hand Brake
		08-	R		18-0381			Ø 203,3	
		08-	R		51-0231		Ap	Ø 19,05 203,0x38	AP
1.5 DCi Eng.K9K764 (78kW)		08-	F		22-0485-0		Gir	Th 17,5	
		08-	R		22-0100-2		Gir	Th 16,0	
		08-	F		23-0641			Ø 260,0 Th 22,0-19,8	Vent.
		05-	R		23-0722			Ø 240,0 Th 8,0-7,0	(+), +ESP
		08-	R		53-0290		Ap	203,0x38	Hand Brake
		08-	R		51-0231		Ap	Ø 19,05 203,0x38	AP















































			SPARE PARTS	F/R	L/R	METELLI ref.	METELLI ref. w/KIT		DIMENSIONS mm.	NOTE
1.5 DCi Eng.K9K766 (63kW)	08-		F			22-0485-0		Gir	Th 17,5	
	08-		F			23-0641			Ø 260,0 Th 22,0-19,8	Vent.
	08-		R			53-0290		Ap	203,0x38	Hand Brake
	08-		R			18-0381			Ø 203,3	
	08-		R			51-0231		Ap	Ø 19,05 203,0x38	AP
1.5 DCi Eng.K9K768 (50kW)	08-		F			22-0485-0		Gir	Th 17,5	
	08-		F			23-0641			Ø 260,0 Th 22,0-19,8	Vent.
	08-		R			53-0290		Ap	203,0x38	Hand Brake
	08-		R			18-0381			Ø 203,3	
	08-		R			51-0231		Ap	Ø 19,05 203,0x38	AP
1.5 DCi Eng.K9K772/ 776 (76kW)	08-		F			22-0485-0		Gir	Th 17,5	
	08-		R			22-0100-2		Gir	Th 16,0	
	08-		F			23-0641			Ø 260,0 Th 22,0-19,8	Vent.
	05-		R			23-0722			Ø 240,0 Th 8,0-7,0	(+), +ESP
	08-		R			53-0290		Ap	203,0x38	Hand Brake
	08-		R			18-0381			Ø 203,3	
	08-		R			51-0231		Ap	Ø 19,05 203,0x38	AP
1.6 16v Eng.K4M800/ 801 (82kW)	08-		F			22-0485-0		Gir	Th 17,5	
	08-		R			22-0100-2		Gir	Th 16,0	
	08-		F			23-0641			Ø 260,0 Th 22,0-19,8	Vent.
	08-		R			53-0290		Ap	203,0x38	Hand Brake
	08-		R				18-0381K	Ap	203,0x38	Hand Brake
	08-		R			18-0381			Ø 203,3	
	08-		R			51-0231		Ap	Ø 19,05 203,0x38	AP
<b>Espace I (J11) 7/84-12/90</b>										
2.0 (J/S112) Eng.J6R234/ 236 (74-77-81kW)	7/84-12/90		F			22-0037-0		Bdx	Th 18,0	
	7/84-12/90		F			22-0120-0	22-0120-0K	Gir	Th 18,0	
	7/84-12/90		R			22-0147-1		Bdx	Th 14,0	+ABS
	84-		F			23-0115			Ø 238,0 Th 20,0-17,7	Ch -022233, Vent.
	-90		F			23-0108			Ø 259,0 Th 19,7-17,7	Ch 022234-, Vent.
	84-90		R			23-0218			Ø 254,0 Th 12,0-10,5	+ABS
	7/84-12/90		R			53-0340	53-0340K	Bdx	228,6x42	Hand Brake
	84-90		R			18-0144			Ø 228,6	
84-90		R			51-0015		Bdx	Ø 22,00 228,0x42	RAD, Exc. 4WD, +LCS	
2.0 (J/S112) Eng.J6R734 (74kW)	1/88-12/90		F			22-0037-0		Bdx	Th 18,0	
	1/88-12/90		F			22-0120-0	22-0120-0K	Gir	Th 18,0	
	1/88-12/90		R			22-0147-1		Bdx	Th 14,0	+ABS
	88-		F			23-0115			Ø 238,0 Th 20,0-17,7	Ch -022233, Vent.
	-90		F			23-0108			Ø 259,0 Th 19,7-17,7	Ch 022234-, Vent.
	88-90		R			23-0218			Ø 254,0 Th 12,0-10,5	+ABS
	1/88-12/90		R			53-0340	53-0340K	Bdx	228,6x42	Hand Brake
	88-90		R			18-0144			Ø 228,6	
88-90		R			51-0015		Bdx	Ø 22,00 228,0x42	RAD, Exc. 4WD, +LCS	
2.0, 4WD (J116) Eng.J7R760 (76-87-88-99-119-129kW)	3/88-12/90		F			22-0037-0		Bdx	Th 18,0	
	3/88-12/90		F			22-0120-0	22-0120-0K	Gir	Th 18,0	
	3/88-12/90		R			22-0147-1		Bdx	Th 14,0	+ABS
	88-90		F			23-0108			Ø 259,0 Th 19,7-17,7	Vent.
	88-90		R			23-0218			Ø 254,0 Th 12,0-10,5	+ABS
	3/88-12/90		R			53-0340	53-0340K	Bdx	228,6x42	Hand Brake
	88-90		R			18-0144			Ø 228,6	
88-90		R			51-0015		Bdx	Ø 22,00 228,0x42	RAD, Exc. 4WD, +LCS	
2.1 TD (J/S115) Eng.J8S774/ 240 (44-48-53-66kW)	10/84-12/90		F			22-0037-0		Bdx	Th 18,0	
	10/84-12/90		F			22-0120-0	22-0120-0K	Gir	Th 18,0	
	10/84-12/90		R			22-0147-1		Bdx	Th 14,0	+ABS
	84-		F			23-0115			Ø 238,0 Th 20,0-17,7	Ch -012277, Vent.
	-90		F			23-0108			Ø 259,0 Th 19,7-17,7	Ch 012278-, Vent.
	84-90		R			23-0218			Ø 254,0 Th 12,0-10,5	+ABS
	10/84-12/90		R			53-0340	53-0340K	Bdx	228,6x42	Hand Brake
	84-90		R			18-0144			Ø 228,6	
84-90		R			51-0015		Bdx	Ø 22,00 228,0x42	RAD, Exc. 4WD, +LCS	
2.2, 4WD (J117) Eng.J7T770 (67-70-74-76-79-85-89-91-101kW)	7/86-12/90		F			22-0037-0		Bdx	Th 18,0	
	7/86-12/90		F			22-0120-0	22-0120-0K	Gir	Th 18,0	
	7/86-12/90		R			22-0147-1		Bdx	Th 14,0	+ABS
	86-90		F			23-0108			Ø 259,0 Th 19,7-17,7	Vent.
	86-90		R			23-0218			Ø 254,0 Th 12,0-10,5	+ABS
	7/86-12/90		R			53-0340	53-0340K	Bdx	228,6x42	Hand Brake
	86-90		R			18-0144			Ø 228,6	






































































		Spare Parts	F/R	L/R	METELLI ref.	METELLI ref. w/KIT		DIMENSIONS mm.	NOTE
2.2, 4WD (J117) Eng.J7T770 (67-70-74-76-79-85-89-91-101kW)	86-90		R		51-0015		Bdx	Ø 22,00 228,0x42	RAD, Exc. 4WD, +LCS
<b>Espace II (J/S63) 1/91-10/96</b>									
2.0 (J636) Eng.J7R768 (76-88-99-119-129kW)	1/91-10/96		F		22-0069-0		Gir	Th 18,0	
	1/91-10/96		R		22-0147-1		Bdx	Th 14,0	+ABS
	91-96		F		23-0108			Ø 259,0 Th 19,7-17,7	Vent.
	91-96		R		23-0218			Ø 254,0 Th 12,0-10,5	+ABS
	1/91-10/96		R		53-0340	53-0340K	Bdx	228,6x42	+LCS, Hand Brake
	1/91-10/96		R		53-0475		Luc	228,6x42	-LCS, Hand Brake
	91-96		R		18-0144			Ø 228,6	
	91-92		R		51-0015		Bdx	Ø 22,00 228,0x42	RAD, +LCS
	92-96		R		51-0072		Luc	Ø 22,20 229,0x42	LUC
2.1 TD (J633, J634, J/S635, J/S63D) Eng.J8S610 /772/ 776/ 778 (44-48-53-66kW)	1/91-10/96		F		22-0069-0		Gir	Th 18,0	
	1/91-10/96		R		22-0147-1		Bdx	Th 14,0	+ABS
	91-96		F		23-0108			Ø 259,0 Th 19,7-17,7	Vent.
	91-96		R		23-0218			Ø 254,0 Th 12,0-10,5	+ABS
	1/91-10/96		R		53-0340	53-0340K	Bdx	228,6x42	Hand Brake
	5/92-96		R		18-0144			Ø 228,6	
	91-92		R		51-0015		Bdx	Ø 22,00 228,0x42	RAD, +LCS
	91-96		R		51-0072		Luc	Ø 22,20 229,0x42	LUC
	2.1 TD (J63E) Eng.J8S612 (44-48-53-66kW)	11/94-10/96		F		22-0069-0		Gir	Th 18,0
11/94-10/96			R		22-0147-1		Bdx	Th 14,0	+ABS
94-96			F		23-0108			Ø 259,0 Th 19,7-17,7	Vent.
94-96			R		23-0218			Ø 254,0 Th 12,0-10,5	+ABS
11/94-10/96			R		53-0340	53-0340K	Bdx	228,6x42	Hand Brake
94-96			R		18-0144			Ø 228,6	
94-96			R		51-0015		Bdx	Ø 22,00 228,0x42	RAD, +LCS
94-96			R		51-0072		Luc	Ø 22,20 229,0x42	LUC
2.2, 4WD (J/S637, J63G) Eng.J7T772/ 773/ 776 (79kW)		1/91-10/96		F		22-0069-0		Gir	Th 18,0
	1/91-10/96		R		22-0147-1		Bdx	Th 14,0	+ABS
	91-96		F		23-0108			Ø 259,0 Th 19,7-17,7	Vent.
	91-96		R		23-0218			Ø 254,0 Th 12,0-10,5	
	1/91-10/96		R		53-0340	53-0340K	Bdx	228,6x42	+LCS, Hand Brake
	1/91-10/96		R		53-0475		Luc	228,6x42	-LCS, Hand Brake
	91-96		R		18-0144			Ø 228,6	
	91-96		R		51-0072		Luc	Ø 22,20 229,0x42	LUC, Exc. 4WD
	2.8 V6 (J638, J63J) Eng.Z7W712/ 713/ 717 (110kW)	1/91-10/96		F		22-0142-0		Gir	Th 18,0
1/91-10/96			R		22-0147-1		Bdx	Th 14,0	
91-96			F		23-0109			Ø 280,0 Th 21,9-20,0	Vent.
91-96			R		23-0358			Ø 254,0 Th 12,0-10,5	
<b>Espace III (JE) 11/96-11/02</b>									
1.9 DTi (JE0M) Eng.F9Q722 (60-68-75-77-81-88-96kW)	2/99-		F		22-0222-0		Gir	Th 18,0	
	2/99-		R		22-0100-2		Gir	Th 16,0	
	99-		F		23-0533			Ø 280,0 Th 24,0-21,8	Vent.
	99-		R		18-0154			Ø 228,6	
2.0 (JE0A) Eng.F3R728/ 729/ 742/ 768/ 769 (80-84kW)	11/96-10/00		F		22-0222-0		Gir	Th 18,0	
	11/96-10/00		R		22-0165-0		Bre	Th 15,0	
	96-00		F		23-0533			Ø 280,0 Th 24,0-21,8	Vent.
	11/96-10/00		R		53-0023		Luc	228,6x42	Hand Brake
2.0 16v (JE0L, JE0N) Eng.F4R700/ 701 (89-103-120-124kW)	10/98-		F		22-0222-0		Gir	Th 18,0	
	-00		R		22-0165-0		Bre	Th 15,0	
	00-		R		22-0100-2		Gir	Th 16,0	
	98-		F		23-0533			Ø 280,0 Th 24,0-21,8	Vent.
	98-		R		23-0482			Ø 265,0 Th 10,5-9,5	
	10/98-11/02		R		53-0023		Luc	228,6x42	Hand Brake
2.2 DCi (JE0K, JE0S) Eng.G9T710 (85-95kW)	10/00-		F		22-0222-0		Gir	Th 18,0	
	10/00-		R		22-0100-2		Gir	Th 16,0	
	00-		F		23-0678			Ø 305,0 Th 28,0-26,0	Vent.
	00-		R		23-0482			Ø 265,0 Th 10,5-9,5	
	10/00-11/02		R		53-0023		Luc	228,6x42	Hand Brake
2.2 DT (JE0E, H, P) Eng.G8T714/ 716/ 740/ 760 (83kW)	11/96-10/00		F		22-0222-0		Gir	Th 18,0	
	11/96-10/00		R		22-0165-0		Bre	Th 15,0	
	96-00		F		23-0533			Ø 280,0 Th 24,0-21,8	Vent.
	11/96-10/00		R		53-0023		Luc	228,6x42	Hand Brake
	96-00		R		18-0154			Ø 228,6	

		Spare Parts	F/R	L/R	METELLI ref.	METELLI ref. w/KIT		DIMENSIONS mm.	NOTE
3.0 (JE0D) Eng.Z7X775 (123kW)		11/96-10/98	F		22-0222-0		Gir	Th 18,0	
		11/96-10/98	R		22-0165-0		Bre	Th 15,0	
		96-98	F		23-0533			Ø 280,0 Th 24,0-21,8	Vent.
		96-98	F		23-0678			Ø 305,0 Th 28,0-26,0	Vent.
		96-98	R		23-0482			Ø 265,0 Th 10,5-9,5	
3.0 V6 24v (JE0G, JE0R) Eng.L7X727 (140kW)		-00	F		22-0338-2		Gir	Th 18,0	
		00-	F		22-0338-0		Gir	Th 18,0	
		00-	F		22-0338-1		Gir	Th 18,0	
		-00	R		22-0165-0		Bre	Th 15,0	
		00-	R		22-0100-2		Gir	Th 16,0	
		98-	F		23-0678			Ø 305,0 Th 28,0-26,0	Vent.
		98-	R		23-0482			Ø 265,0 Th 10,5-9,5	
<b>Espace IV (JK0) 11/02-</b>									
1.9 DCi (U,G) Eng.F9Q680/ 820/ 826 (60-68-75-77-81-88-96kW)		11/02-	F		22-0336-1		Ate	Th 18,0	
		11/02-	R		22-0337-0		Ate	Th 16,5	
		02-	F		23-0673			Ø 308,0 Th 28,0-25,4	Vent., IW
		02-	F		23-0674			Ø 324,0 Th 28,0-25,4	Vent., AW
2.0 Eng.F4R794/ 796 (125kW)		4/05-	F		22-0336-1		Ate	Th 18,0	
		4/05-	R		22-0337-0		Ate	Th 16,5	
		05-	F		23-0673			Ø 308,0 Th 28,0-25,4	Vent.
2.0 (JK0KA6) Eng.F4R790/ 791 (100kW)		11/02-	F		22-0336-1		Ate	Th 18,0	
		11/02-	R		22-0337-0		Ate	Th 16,5	
		02-	F		23-0673			Ø 308,0 Th 28,0-25,4	Vent., IW
		02-	F		23-0674			Ø 324,0 Th 28,0-25,4	Vent., AW
2.0 DCi Eng.M9R740 (96kW)		07-	F		22-0336-1		Ate	Th 18,0	
		07-	R		22-0337-0		Ate	Th 16,5	
		07-	F		23-0673			Ø 308,0 Th 28,0-25,4	Vent., IW
		07-	F		23-0674			Ø 324,0 Th 28,0-25,4	Vent., AW
2.0 DCi Eng.M9R760 (110kW)		1/06-	F		22-0336-1		Ate	Th 18,0	
		1/06-	R		22-0337-0		Ate	Th 16,5	
		06-	F		23-0673			Ø 308,0 Th 28,0-25,4	Vent., IW
		06-	F		23-0674			Ø 324,0 Th 28,0-25,4	Vent., AW
2.0 DCi Eng.M9R760 (127kW)		1/06-	F		22-0336-1		Ate	Th 18,0	
		1/06-	R		22-0337-0		Ate	Th 16,5	
		06-	F		23-0673			Ø 308,0 Th 28,0-25,4	Vent., IW
		06-	F		23-0674			Ø 324,0 Th 28,0-25,4	Vent., AW
2.0 T. (BA6,BC6,BAB,BCB) Eng.F4R794/ 795/ 797 (120kW)		11/02-	F		22-0336-1		Ate	Th 18,0	
		11/02-	R		22-0337-0		Ate	Th 16,5	
		02-	F		23-0673			Ø 308,0 Th 28,0-25,4	Vent., IW
		02-	F		23-0674			Ø 324,0 Th 28,0-25,4	Vent., AW
2.2 DCi Eng.G9T645 (102kW)		2/06-	F		22-0336-1		Ate	Th 18,0	
		2/06-	R		22-0337-0		Ate	Th 16,5	
2.2 DCi (HA6,HC6,HAB,HCB) Eng.G9T702/ 742/ 743 (110kW)		11/02-	F		22-0336-1		Ate	Th 18,0	
		11/02-	R		22-0337-0		Ate	Th 16,5	
		02-	F		23-0673			Ø 308,0 Th 28,0-25,4	Vent., IW
		02-	F		23-0674			Ø 324,0 Th 28,0-25,4	Vent., AW
3.0 DCi Eng.P9X715 (133kW)		1/06-	F		22-0336-1		Ate	Th 18,0	
		1/06-	R		22-0337-0		Ate	Th 16,5	
		06-	F		23-0673			Ø 308,0 Th 28,0-25,4	Vent., IW
		06-	F		23-0674			Ø 324,0 Th 28,0-25,4	Vent., AW
3.0 DCi (JAB,JCB) Eng.P9X701 (130kW)		11/02-	F		22-0336-1		Ate	Th 18,0	
		11/02-	R		22-0337-0		Ate	Th 16,5	
		02-	F		23-0673			Ø 308,0 Th 28,0-25,4	Vent., IW
		02-	F		23-0674			Ø 324,0 Th 28,0-25,4	Vent., AW
3.5 V6 (FAB,FCB) Eng.V4Y711 (177kW)		11/02-	F		22-0336-1		Ate	Th 18,0	
		11/02-	R		22-0337-0		Ate	Th 16,5	
		02-	F		23-0673			Ø 308,0 Th 28,0-25,4	Vent., IW
		02-	F		23-0674			Ø 324,0 Th 28,0-25,4	Vent., AW
<b>Fuego (136) 2/80-10/85</b>									
1.4 (1360) Eng.847720 (35-43-46kW)		2/80-10/85	F		22-0037-0		Bdx	Th 18,0	
		2/80-10/85	F		22-0120-0	22-0120-0K	Gir	Th 18,0	
		80-	F		23-0066			Ø 238,0 Th 12,0-10,5	Ch -059600
		-85	F		23-0114			Ø 238,0 Th 12,0-10,5	Ch 059601-
		2/80-10/85	R		53-0341	53-0341K	Bdx	180,0x42	Hand Brake
		2/80-10/85	R		53-0340	53-0340K	Bdx	228,6x42	Hand Brake
		2/80-10/85	R		53-0475		Luc	228,6x42	Hand Brake
		80-85	R		51-0044		Bdx	Ø 22,00 180,0x40	RAD

































										
1.4 (1360) Eng.847720 (35-43-46kW)	80-85		R			51-0106		Luc	Ø 22,22 228,6x42	LUC
1.6 (1361) Eng.A2M723 (52kW)	4/83-10/85		F			22-0037-0		Bdx	Th 18,0	
	4/83-10/85		F			22-0120-0	22-0120-0K	Gir	Th 18,0	
			F			23-0066			Ø 238,0 Th 12,0-10,5	Ch -007500
			F			23-0114			Ø 238,0 Th 12,0-10,5	Ch 007501-
	4/83-10/85		R			53-0341	53-0341K	Bdx	180,0x42	Hand Brake
	4/83-10/85		R			53-0340	53-0340K	Bdx	228,6x42	Hand Brake
	4/83-10/85		R			53-0475		Luc	228,6x42	Hand Brake
	83-85		R			18-0144			Ø 228,6	
	83-85		R			51-0044		Bdx	Ø 22,00 180,0x40	RAD
	83-85		R			51-0106		Luc	Ø 22,22 228,6x42	LUC
1.6 (1362) Eng.843723/ 724/ A6M725/ 726 (66-68-71kW)	10/80-10/85		F			22-0037-0		Bdx	Th 18,0	
	10/80-10/85		F			22-0120-0	22-0120-0K	Gir	Th 18,0	
	80-		F			23-0067			Ø 238,0 Th 20,0-17,7	Ch -060850, Vent.
	-85		F			23-0115			Ø 238,0 Th 20,0-17,7	Ch 060851-, Vent.
	10/80-10/85		R			53-0341	53-0341K	Bdx	180,0x42	Hand Brake
	10/80-10/85		R			53-0340	53-0340K	Bdx	228,6x42	Hand Brake
	10/80-10/85		R			53-0475		Luc	228,6x42	Hand Brake
	80-85		R			18-0144			Ø 228,6	
	80-85		R			51-0015		Bdx	Ø 22,00 228,0x42	RAD
	1.6 T. (1365) Eng.A5L750 (97kW)	8/83-10/85		F			22-0120-0	22-0120-0K	Gir	Th 18,0
8/83-10/85			R			22-0147-1		Bdx	Th 14,0	
83-85			F			23-0108			Ø 259,0 Th 19,7-17,7	Vent.
8/83-10/85			R			53-0341	53-0341K	Bdx	180,0x42	Hand Brake
8/83-10/85			R			53-0340	53-0340K	Bdx	228,6x42	Hand Brake
8/83-10/85			R			53-0475		Luc	228,6x42	Hand Brake
2.0 (1363) Eng.829710/ J6R710/ 712/ 715/ 726 (81kW)	10/80-10/85		F			22-0037-0		Bdx	Th 18,0	
	10/80-10/85		F			22-0120-0	22-0120-0K	Gir	Th 18,0	
	80-		F			23-0067			Ø 238,0 Th 20,0-17,7	Ch -046550, Vent.
	-85		F			23-0115			Ø 238,0 Th 20,0-17,7	Ch 046551-, Vent.
	10/80-10/85		R			53-0340	53-0340K	Bdx	228,6x42	Hand Brake
	80-85		R			18-0144			Ø 228,6	
2.1 TD (1366) Eng.J8S712 (44-48-53-66kW)	82-85		R			18-0144			Ø 228,6	
	82-85		R			51-0015		Bdx	Ø 22,00 228,0x42	RAD
2.2 (136B) Eng.J7T762 (76kW)	83-85		R			18-0144			Ø 228,6	
<b>Grand Modus 6/08-</b>										
1.2 16v Eng.D4F740 (55kW)	08-		F			23-0641			Ø 260,0 Th 22,0-19,8	Vent.
	08-		R			23-0722			Ø 240,0 Th 8,0-7,0	(+)
	6/08-		R			53-0290		Ap	203,0x38	Hand Brake
	08-		R			18-0381	18-0381K		Ø 203,3	
	08-		R			51-0231		Ap	Ø 19,05 203,0x38	AP
1.2 16v TCE Eng.D4F784 (74kW)	06-		F			23-0641			Ø 260,0 Th 22,0-19,8	Vent.
	06-		R			23-0722			Ø 240,0 Th 8,0-7,0	(+)
	6/08-		R			53-0290		Ap	203,0x38	Hand Brake
	08-		R			18-0381	18-0381K		Ø 203,3	
	08-		R			51-0231		Ap	Ø 19,05 203,0x38	AP
1.5 DCi Eng.K9K750 (63kW)	08-		F			23-0641			Ø 260,0 Th 22,0-19,8	Vent.
	08-		R			23-0722			Ø 240,0 Th 8,0-7,0	(+), +ESP
	6/08-		R			53-0290		Ap	203,0x38	Hand Brake
	08-		R			18-0381	18-0381K		Ø 203,3	
	08-		R			51-0231		Ap	Ø 19,05 203,0x38	AP
1.5 DCi Eng.K9K752 (50kW)	08-		F			23-0641			Ø 260,0 Th 22,0-19,8	Vent.
	08-		R			23-0722			Ø 240,0 Th 8,0-7,0	(+), +ESP
	6/08-		R			53-0290		Ap	203,0x38	Hand Brake
	08-		R			18-0381	18-0381K		Ø 203,3	
	08-		R			51-0231		Ap	Ø 19,05 203,0x38	AP
1.5 DCi Eng.K9K764 (78kW)	08-		F			23-0641			Ø 260,0 Th 22,0-19,8	Vent.
	08-		R			23-0722			Ø 240,0 Th 8,0-7,0	(+), +ESP
	6/08-		R			53-0290		Ap	203,0x38	Hand Brake
	08-		R			18-0381	18-0381K		Ø 203,3	
	08-		R			51-0231		Ap	Ø 19,05 203,0x38	AP
1.5 DCi Eng.K9K772 (76kW)	08-		F			23-0641			Ø 260,0 Th 22,0-19,8	Vent.
	08-		R			23-0722			Ø 240,0 Th 8,0-7,0	(+), +ESP
	6/08-		R			53-0290		Ap	203,0x38	Hand Brake
	08-		R			18-0381	18-0381K		Ø 203,3	
	08-		R			51-0231		Ap	Ø 19,05 203,0x38	AP



		Spare Parts	F/R	L/R	METELLI ref.	METELLI ref. w/KIT		DIMENSIONS mm.	NOTE
1.5 DCi Eng.K9K772 (76kW)	08-		R		51-0231		Ap	Ø 19,05 203,0x38	AP
1.6 16v Eng.K4M790 (82kW)	08-		F		23-0641			Ø 260,0 Th 22,0-19,8	Vent.
	08-		R		23-0722			Ø 240,0 Th 8,0-7,0	(+o)
	6/08-		R		53-0290		Ap	203,0x38	Hand Brake
	08-		R		18-0381	18-0381K		Ø 203,3	
	08-		R		51-0231		Ap	Ø 19,05 203,0x38	AP
<b>Grand Scenic I 4/04-10/08</b>									
1.5 DCi Eng.K9K729 (74kW)	04-05		F		22-0544-0		Bosch	Th 18,0	
	05-		F		22-0335-1		Ate	Th 18,0	
	04-		R		22-0100-2		Gir	Th 16,0	
	04-		F		23-0829			Ø 300,0 Th 24,0-22,0	Vent.
	04-08		R		23-0584			Ø 274,0 Th 11,0-9,5	(+o)
1.5 DCi Eng.K9K732 (78kW)	07-08		F		22-0335-1		Ate	Th 18,0	
	07-08		R		22-0100-2		Gir	Th 16,0	
	07-08		F		23-0829			Ø 300,0 Th 24,0-22,0	Vent.
	07-08		R		23-0584			Ø 274,0 Th 11,0-9,5	(+o)
1.6 16v Eng.K4M761/ 782 (83kW)	04-05		F		22-0544-0		Bosch	Th 18,0	
	05-		F		22-0335-1		Ate	Th 18,0	
	04-		R		22-0100-2		Gir	Th 16,0	
	04-		F		23-0829			Ø 300,0 Th 24,0-22,0	Vent.
	04-		R		23-0584			Ø 274,0 Th 11,0-9,5	(+o)
1.9 DCi Eng.F9Q804 (81kW)	05-		F		22-0336-2		Ate	Th 18,0	
	05-		R		22-0100-2		Gir	Th 16,0	
	05-		F		23-0829			Ø 300,0 Th 24,0-22,0	Vent.
	05-08		R		23-0584			Ø 274,0 Th 11,0-9,5	(+o)
1.9 DCi Eng.F9Q804 (96kW)	05-		F		22-0336-2		Ate	Th 18,0	
	05-		R		22-0100-2		Gir	Th 16,0	
	05-		F		23-0829			Ø 300,0 Th 24,0-22,0	Vent.
	05-08		R		23-0584			Ø 274,0 Th 11,0-9,5	(+o)
1.9 DCi Eng.F9Q812 (60-68-75-77-81-88-96kW)	04-05		F		22-0544-0		Bosch	Th 18,0	
	05-		F		22-0336-2		Ate	Th 18,0	
	04-		R		22-0100-2		Gir	Th 16,0	
	04-		F		23-0829			Ø 300,0 Th 24,0-22,0	Vent.
	04-08		R		23-0584			Ø 274,0 Th 11,0-9,5	(+o)
2.0 Eng.F4R770/ 771 (99kW)	-05		F		22-0544-0		Bosch	Th 18,0	
	05-		F		22-0336-2		Ate	Th 18,0	
	6/03-		R		22-0100-2		Gir	Th 16,0	
	04-		F		23-0829			Ø 300,0 Th 24,0-22,0	Vent.
	04-08		R		23-0584			Ø 274,0 Th 11,0-9,5	(+o)
2.0 DCi Eng.M9R700 (110kW)	05-		F		22-0336-2		Ate	Th 18,0	
	05-		R		22-0100-2		Gir	Th 16,0	
	05-		R		23-0584			Ø 274,0 Th 11,0-9,5	(+o)
2.0 T. Eng.F4R776 (120kW)	-05		F		22-0544-0		Bosch	Th 18,0	
	05-		F		22-0336-2		Ate	Th 18,0	
	6/03-		R		22-0100-2		Gir	Th 16,0	
	04-		F		23-0829			Ø 300,0 Th 24,0-22,0	Vent.
	04-08		R		23-0584			Ø 274,0 Th 11,0-9,5	(+o)
<b>Grand Scenic II 11/08-</b>									
1.4 16v Eng.H4J700 (96kW)	09-		F		23-0942			Ø 296,0 Th 26,0-23,4	Vent., 16Inch Wheels
1.5 DCi Eng.K9K832 (78kW)	09-		F		23-0981			Ø 280,0 Th 24,0-22,0	Vent., 15Inch Wheels
	09-		F		23-0942			Ø 296,0 Th 26,0-23,4	Vent., 16Inch Wheels
1.6 16v Eng.K4M858/ 866 (81kW)	09-		F		23-0981			Ø 280,0 Th 24,0-22,0	Vent., 15Inch Wheels
	09-		F		23-0942			Ø 296,0 Th 26,0-23,4	Vent., 16Inch Wheels
1.9 DCi Eng.F9Q870/ 872 (96kW)	08-		F		23-0942			Ø 296,0 Th 26,0-23,4	Vent., 16Inch Wheels
2.0 16v Eng.M4R711 (103kW)	09-		F		23-0942			Ø 296,0 Th 26,0-23,4	Vent., 16Inch Wheels
<b>Kangoo I (KC0) 3/98-12/07</b>									
1.2 (KC0A/K/F/1) Eng.D7F710/ 720/ 722/ 726/ 746 (43kW)	3/98-		F		22-0253-1		Bosch	Th 18,0	+ABS
	3/98-		F		22-0253-0		Bosch	Th 18,0	-ABS
	3/98-		F		23-0110			Ø 238,0 Th 20,0-17,7	Vent., -ABS
	3/98-		F		23-0549			Ø 259,0 Th 20,7-17,7	Vent., +ABS
	3/98-12/07		R		53-0355		Bdx	203,2x39	6Q, Hand Brake
	3/98-12/07		R		53-0354		Bdx	228,6x42	8Q, Hand Brake
	3/98-		R		18-0152	18-0152K		Ø 203,3	-RC
	3/98-		R		18-0144			Ø 228,6	+RC
	3/98-		R		51-0097		Bdx	Ø 19,05 203,0x38	RAI, 6Q, -RC
	3/98-		R		51-0096		Bdx	Ø 22,00 228,0x42	RAI, 8Q, +RC





























		Spare Parts	F/R	L/R	METELLI ref.	METELLI ref. w/KIT		DIMENSIONS mm.	NOTE
1.2 16v (KC03/5/6/T/W) Eng.D4F712/714/ 716 (55kW)	6/01-		F		22-0253-1		Bosch	Th 18,0	+ABS
	6/01-		F		22-0253-0		Bosch	Th 18,0	-ABS
	6/01-		F		23-0549			Ø 259,0 Th 20,7-17,7	Vent., +ABS
	6/01-12/07		R		53-0355		Bdx	203,2x39	6Q, Hand Brake
	6/01-12/07		R		53-0354		Bdx	228,6x42	8Q, Hand Brake
	6/01-		R		18-0152	18-0152K		Ø 203,3	-RC
	6/01-		R		18-0144			Ø 228,6	+RC
	01-		R		51-0097		Bdx	Ø 19,05 203,0x38	RAI, 6Q, -RC
	01-		R		51-0096		Bdx	Ø 22,00 228,0x42	RAI, 8Q, +RC
	1.4 Eng.E7J634/ 635/ 780 (55kW)	3/98-		F		22-0253-1		Bosch	Th 18,0
3/98-			F		22-0253-0		Bosch	Th 18,0	-ABS
3/98-			F		23-0110			Ø 238,0 Th 20,0-17,7	Vent., -ABS
3/98-			F		23-0549			Ø 259,0 Th 20,7-17,7	Vent., +ABS
3/98-12/07			R		53-0355		Bdx	203,2x39	6Q, Hand Brake
3/98-12/07			R		53-0354		Bdx	228,6x42	8Q, Hand Brake
3/98-			R		18-0152	18-0152K		Ø 203,3	-RC
3/98-			R		18-0144			Ø 228,6	+RC
3/98-			R		51-0097		Bdx	Ø 19,05 203,0x38	RAI, 6Q, -RC
3/98-			R		51-0096		Bdx	Ø 22,00 228,0x42	RAI, 8Q, +RC
1.4 (KC0C/H/B/M) Eng.K7J700/ 701 (55kW)	3/98-		F		22-0253-1		Bosch	Th 18,0	+ABS
	3/98-		F		22-0253-0		Bosch	Th 18,0	-ABS
	3/98-		F		23-0110			Ø 238,0 Th 20,0-17,7	Vent., -ABS
	3/98-		F		23-0549			Ø 259,0 Th 20,7-17,7	Vent., +ABS
	3/98-12/07		R		53-0355		Bdx	203,2x39	6Q, Hand Brake
	3/98-12/07		R		53-0354		Bdx	228,6x42	8Q, Hand Brake
	3/98-		R		18-0152	18-0152K		Ø 203,3	-RC
	3/98-		R		18-0144			Ø 228,6	+RC
	3/98-		R		51-0097		Bdx	Ø 19,05 203,0x38	RAI, 6Q, -RC
	3/98-		R		51-0096		Bdx	Ø 22,00 228,0x42	RAI, 8Q, +RC
1.5 DCi Eng.K9K710 (42kW)	7/03-		F		22-0253-1		Bosch	Th 18,0	+ABS
	7/03-		F		22-0253-0		Bosch	Th 18,0	-ABS
	03-		F		23-0549			Ø 259,0 Th 20,7-17,7	Vent., +ABS
	7/03-12/07		R		53-0355		Bdx	203,2x39	6Q, Hand Brake
	7/03-12/07		R		53-0354		Bdx	228,6x42	8Q, Hand Brake
	03-		R		18-0152	18-0152K		Ø 203,3	-RC
	03-		R		18-0144			Ø 228,6	+RC
	03-		R		51-0097		Bdx	Ø 19,05 203,0x38	RAI, 6Q, -RC
	03-		R		51-0096		Bdx	Ø 22,00 228,0x42	RAI, 8Q, +RC
	1.5 DCi Eng.K9K718 (62kW)	6/05-		F		22-0253-1		Bosch	Th 18,0
6/05-			F		22-0253-0		Bosch	Th 18,0	-ABS
06-			F		23-0549			Ø 259,0 Th 20,7-17,7	Vent.
6/05-12/07			R		53-0355		Bdx	203,2x39	6Q, Hand Brake
6/05-12/07			R		53-0354		Bdx	228,6x42	8Q, Hand Brake
1.5 DCi Eng.K9K752 (50kW)		6/05-		F		22-0253-1		Bosch	Th 18,0
	6/05-		F		22-0253-0		Bosch	Th 18,0	-ABS
	05-		F		23-0549			Ø 259,0 Th 20,7-17,7	Vent., +ABS
	6/05-12/07		R		53-0355		Bdx	203,2x39	6Q, Hand Brake
	6/05-12/07		R		53-0354		Bdx	228,6x42	8Q, Hand Brake
	05-		R		18-0152	18-0152K		Ø 203,3	-RC
	05-		R		18-0144			Ø 228,6	+RC
	05-		R		51-0097		Bdx	Ø 19,05 203,0x38	RAI, 6Q, -RC
	05-		R		51-0096		Bdx	Ø 22,00 228,0x42	RAI, 8Q, +RC
	1.5 DCi (KC07) Eng.K9K700/ 704 (48kW)	12/01-		F		22-0253-1		Bosch	Th 18,0
12/01-			F		22-0253-0		Bosch	Th 18,0	-ABS
6/01-			F		23-0549			Ø 259,0 Th 20,7-17,7	Vent., +ABS
12/01-12/07			R		53-0355		Bdx	203,2x39	6Q, Hand Brake
12/01-12/07			R		53-0354		Bdx	228,6x42	8Q, Hand Brake
6/01-			R		18-0152	18-0152K		Ø 203,3	-RC
6/01-			R		18-0144			Ø 228,6	+RC
01-			R		51-0097		Bdx	Ø 19,05 203,0x38	RAI, 6Q, -RC
1.5 DCi (KC08/9) Eng.K9K702/ 710/ 722 (60kW)	7/02-		F		22-0253-1		Bosch	Th 18,0	+ABS
	7/02-		F		22-0253-0		Bosch	Th 18,0	-ABS
	02-		F		23-0549			Ø 259,0 Th 20,7-17,7	Vent., +ABS
	7/02-12/07		R		53-0355		Bdx	203,2x39	6Q, Hand Brake
	7/02-12/07		R		53-0354		Bdx	228,6x42	8Q, Hand Brake
	02-		R		18-0152	18-0152K		Ø 203,3	-RC

		Spare Parts	F/R	L/R	METELLI ref.	METELLI ref. w/KIT		DIMENSIONS mm.	NOTE	
1.5 DCi (KC08/9) Eng.K9K702/ 710/ 722 (60kW)	02-		R		18-0144			Ø 228,6	+RC	
	02-		R		51-0097		Bdx	Ø 19,05 203,0x38	RAI, 6Q, -RC	
	02-		R		51-0096		Bdx	Ø 22,00 228,0x42	RAI, 8Q, +RC	
1.6 16v bivalent Eng.K7M7 (60kW)	6/05-		F		22-0253-1		Bosch	Th 18,0	+ABS	
	6/05-		F		22-0253-0		Bosch	Th 18,0	-ABS	
	06-		F		23-0549			Ø 259,0 Th 20,7-17,7	Vent.	
	6/05-12/07		R		53-0355		Bdx	203,2x39	6Q, Hand Brake	
	6/05-12/07		R		53-0354		Bdx	228,6x42	8Q, Hand Brake	
1.6 16v, 4WD (KC0P/S/L) Eng.K4M750/ 752/ 753 (70kW)	10/01-		F		22-0544-0		Bosch	Th 18,0	4WD	
	10/01-		F		22-0253-1		Bosch	Th 18,0	+ABS	
	10/01-		F		22-0253-0		Bosch	Th 18,0	-ABS	
	10/01-		R		22-0319-0		Bosch	Th 17,0	4WD	
	01-		F		23-0517			Ø 280,0 Th 24,0-21,8	Vent.	
	01-		R		23-0585			Ø 280,0 Th 12,0-11,0	Mod. 4WD	
	10/01-12/07		R		53-0355		Bdx	203,2x39	6Q, Hand Brake	
	10/01-12/07		R		53-0354		Bdx	228,6x42	8Q, Hand Brake	
	01-		R		18-0152	18-0152K		Ø 203,3	Exc. 4WD, -RC	
	01-		R		18-0144			Ø 228,6	Exc. 4WD, +RC	
	01-		R		51-0097		Bdx	Ø 19,05 203,0x38	RAI, 6Q, -RC	
	01-		R		51-0096		Bdx	Ø 22,00 228,0x42	RAI, 8Q, +RC	
1.9 D (KC0D) Eng.F8Q662 (40kW)	3/98-		F		22-0253-1		Bosch	Th 18,0	+ABS	
	3/98-		F		22-0253-0		Bosch	Th 18,0	-ABS	
	3/98-		F		23-0110			Ø 238,0 Th 20,0-17,7	Vent., -ABS	
	3/98-		F		23-0549			Ø 259,0 Th 20,7-17,7	Vent., +ABS	
	3/98-12/07		R		53-0355		Bdx	203,2x39	6Q, Hand Brake	
	3/98-12/07		R		53-0354		Bdx	228,6x42	8Q, Hand Brake	
	3/98-		R		18-0152	18-0152K		Ø 203,3	-RC	
	3/98-		R		18-0144			Ø 228,6	+RC	
	3/98-		R		51-0097		Bdx	Ø 19,05 203,0x38	RAI, 6Q, -RC	
	3/98-		R		51-0096		Bdx	Ø 22,00 228,0x42	RAI, 8Q, +RC	
	1.9 D (KC0E/2/J/N) Eng.F8Q630/ 632 (47kW)	3/98-		F		22-0253-1		Bosch	Th 18,0	+ABS
		3/98-		F		22-0253-0		Bosch	Th 18,0	-ABS
3/98-			F		23-0110			Ø 238,0 Th 20,0-17,7	Vent., -ABS	
3/98-			F		23-0549			Ø 259,0 Th 20,7-17,7	Vent., +ABS	
3/98-12/07			R		53-0355		Bdx	203,2x39	6Q, Hand Brake	
3/98-12/07			R		53-0354		Bdx	228,6x42	8Q, Hand Brake	
3/98-			R		18-0152	18-0152K		Ø 203,3	-RC	
3/98-			R		18-0144			Ø 228,6	+RC	
3/98-			R		51-0097		Bdx	Ø 19,05 203,0x38	RAI, 6Q, -RC	
3/98-			R		51-0096		Bdx	Ø 22,00 228,0x42	RAI, 8Q, +RC	
1.9 DCi 4WD Eng.F9Q790 (62kW)		10/03-		F		22-0544-0		Bosch	Th 18,0	4WD
		10/03-		F		22-0253-1		Bosch	Th 18,0	+ABS
	10/03-		F		22-0253-0		Bosch	Th 18,0	-ABS	
	10/03-		R		22-0319-0		Bosch	Th 17,0		
	03-		F		23-0517			Ø 280,0 Th 24,0-21,8	Vent.	
	03-		R		23-0585			Ø 280,0 Th 12,0-11,0		
	10/03-12/07		R		53-0355		Bdx	203,2x39	6Q, Hand Brake	
	10/03-12/07		R		53-0354		Bdx	228,6x42	8Q, Hand Brake	
1.9 DCi 4WD (KC0V) Eng.F9Q782/ 790 (59kW)	10/01-		F		22-0544-0		Bosch	Th 18,0	4WD	
	10/01-		F		22-0253-1		Bosch	Th 18,0	+ABS	
	10/01-		F		22-0253-0		Bosch	Th 18,0	-ABS	
	10/01-		R		22-0319-0		Bosch	Th 17,0		
	10/01-		F		23-0517			Ø 280,0 Th 24,0-21,8	Vent.	
	10/01-		R		23-0585			Ø 280,0 Th 12,0-11,0		
	10/01-12/07		R		53-0355		Bdx	203,2x39	6Q, Hand Brake	
	10/01-12/07		R		53-0354		Bdx	228,6x42	8Q, Hand Brake	
1.9 DTi (KC0U) Eng.F9Q780 (59kW)	2/00-		F		22-0253-1		Bosch	Th 18,0	+ABS	
	2/00-		F		22-0253-0		Bosch	Th 18,0	-ABS	
	2/00-		F		23-0110			Ø 238,0 Th 20,0-17,7	Vent., -ABS	
	2/00-		F		23-0549			Ø 259,0 Th 20,7-17,7	Vent., +ABS	
	2/00-12/07		R		53-0355		Bdx	203,2x39	6Q, Hand Brake	
	2/00-12/07		R		53-0354		Bdx	228,6x42	8Q, Hand Brake	
	2/00-		R		18-0152	18-0152K		Ø 203,3	-RC	
	2/00-		R		18-0144			Ø 228,6	+RC	
	2/00-		R		51-0097		Bdx	Ø 19,05 203,0x38	RAI, 6Q, -RC	
2/00-		R		51-0096		Bdx	Ø 22,00 228,0x42	RAI, 8Q, +RC		

































		Spare Parts	F/R	L/R	METELLI ref.	METELLI ref. w/KIT		DIMENSIONS mm.	NOTE
<b>Kangoo II 1/08-</b>									
1.5 DCi (66kW)	09-09-		F		22-0812-0		Bre	Th 18,5	
			R		22-0814-0		Bre	Th 16,0	
1.5 DCi Eng.K9K764 (78kW)	1/08-1/08-		F		22-0812-0		Bre	Th 18,5	
			R		22-0814-0		Bre	Th 16,0	
1.5 DCi Eng.K9K800/ 802 (63kW)	1/08-1/08-		F		22-0812-0		Bre	Th 18,5	
			R		22-0814-0		Bre	Th 16,0	
1.5 DCi Eng.K9K806 (76kW)	1/08-1/08-		F		22-0812-0		Bre	Th 18,5	
			R		22-0814-0		Bre	Th 16,0	
1.5 DCi Eng.K9K840 (50kW)	1/08-1/08-		F		22-0812-0		Bre	Th 18,5	
			R		22-0814-0		Bre	Th 16,0	
1.6 Eng.K7M750 (64kW)	1/08-1/08-		F		22-0812-0		Bre	Th 18,5	
			R		22-0814-0		Bre	Th 16,0	
1.6 16v Eng.K4M830 (78kW)	1/08-1/08-		F		22-0812-0		Bre	Th 18,5	
			R		22-0814-0		Bre	Th 16,0	
<b>Kangoo II Be Bop 2/09-</b>									
1.5 DCi Eng.K9K806 (76kW)	09-09-		F		22-0812-0		Bre	Th 18,5	
			R		22-0814-0		Bre	Th 16,0	
1.6 16v Eng.K4M830 (78kW)	09-09-		F		22-0812-0		Bre	Th 18,5	
			R		22-0814-0		Bre	Th 16,0	
<b>Koleos 7/08-</b>									
2.0 DCi Eng.M9R (130kW)	08-08-		F		22-0819-0		Sum	Th 17,0	
			R		22-0612-0		Sum	Th 14,5	
2.0 DCi Eng.M9R830 (127kW)	08-08-		F		22-0819-0		Sum	Th 17,0	
			R		22-0612-0		Sum	Th 14,5	
2.0 DCi Eng.M9R832/ 833 (110kW)	08-08-		F		22-0819-0		Sum	Th 17,0	
			R		22-0612-0		Sum	Th 14,5	
2.5, 4WD Eng.2TR700/ 703 (126kW)	08-08-		F		22-0819-0		Sum	Th 17,0	
			R		22-0612-0		Sum	Th 14,5	
<b>Laguna I (B56, 556) 11/93-3/01</b>									
1.6 16v (B568, B561) Eng.K4M720/ 724 (79kW)	-99-99-98-98-		F		22-0142-0		Gir	Th 18,0	
			F		22-0142-2		Gir	Th 18,0	
			R		22-0165-0		Bre	Th 15,0	
			R		22-0634-0		Bre	Th 14,5	
	97-01 11/97-3/01 11/97-3/01 97-01		F		23-0517			Ø 280,0 Th 24,0-21,8	Vent.
			R		53-0346	53-0346Y	Bdx	203,2x39	Hand Brake
			R		53-0350		Luc	203,0x38	Hand Brake
1.8 (B560/S/T) Eng.F3P670/ 678 (66kW)	-95-95-		F		22-0106-0		Gir	Th 18,0	
			F		22-0142-0		Gir	Th 18,0	
	8/95-3/01		R		22-0165-0		Bre	Th 15,0	
			F		23-0550			Ø 262,0 Th 22,0-19,8	Vent.
	95-01		R		23-0534			Ø 265,0 Th 10,5-9,5	+ABS
			R		53-0346	53-0346Y	Bdx	203,2x39	-ABS, Hand Brake
	8/95-3/01		R		53-0350		Luc	203,0x38	-ABS, Hand Brake
			R		18-0151	18-0151K		Ø 203,3	+ABS
	95-01		R		18-0150	18-0150K		Ø 203,3	-ABS
			R		51-0063		Luc	Ø 19,05 203,0x38	LUC
95-01		R		51-0157		Bdx	Ø 19,05 203,2x39	RAI	
1.8 (B56A/B/Z) Eng.F3P720/ 724 (66-69-70kW)	-95-95-		F		22-0106-0		Gir	Th 18,0	
			F		22-0142-0		Gir	Th 18,0	
	11/93-3/01		R		22-0165-0		Bre	Th 15,0	
			F		23-0550			Ø 262,0 Th 22,0-19,8	Vent.
	93-01		R		23-0534			Ø 265,0 Th 10,5-9,5	+ABS
			R		53-0346	53-0346Y	Bdx	203,2x39	-ABS, Hand Brake
	11/93-3/01		R		53-0350		Luc	203,0x38	-ABS, Hand Brake
			R		18-0150	18-0150K		Ø 203,3	-ABS
	93-01		R		51-0063		Luc	Ø 19,05 203,0x38	LUC
			R		51-0157		Bdx	Ø 19,05 203,2x39	RAI
1.8 16v (B563, B564) Eng.F4P760 (88kW)	-99-99-98-98-		F		22-0142-0		Gir	Th 18,0	
			F		22-0142-2		Gir	Th 18,0	
			R		22-0165-0		Bre	Th 15,0	
			R		22-0634-0		Bre	Th 14,5	
	4/98-01 4/98-3/01 4/98-01		F		23-0517			Ø 280,0 Th 24,0-21,8	Vent.
			R		53-0350		Luc	203,0x38	-ABS, Hand Brake
			R		18-0151	18-0151K		Ø 203,3	+ABS
98-01		R		51-0157		Bdx	Ø 19,05 203,2x39	RAI	

		Spare Parts	F/R	L/R	METELLI ref.	METELLI ref. w/KIT		DIMENSIONS mm.	NOTE	
1.8 16v (B563, B564) Eng.F4P760 (88kW)	98-01		R		51-0063		Luc	Ø 19,05 203,0x38	LUC	
1.9 DCi (B56W) Eng.F9Q718 (79kW)	-99		F		22-0142-0		Gir	Th 18,0		
	99-		F		22-0142-2		Gir	Th 18,0		
	9/99-3/01		R		22-0634-0		Bre	Th 14,5		
	99-01		F		23-0517			Ø 280,0 Th 24,0-21,8	Vent.	
	99-01		R		23-0534			Ø 265,0 Th 10,5-9,5		
1.9 DTi (B56J) Eng.F9Q710/ 716 (72kW)	-99		F		22-0142-0		Gir	Th 18,0		
	99-		F		22-0142-2		Gir	Th 18,0		
	10/97-3/01		R		22-0634-0		Bre	Th 14,5		
	97-01		F		23-0517			Ø 280,0 Th 24,0-21,8	Vent., 4 Hole	
	97-01		F		23-0533			Ø 280,0 Th 24,0-21,8	Vent., 5 Hole	
	97-01		R		23-0535			Ø 265,0 Th 10,5-9,5		
	10/97-3/01		R		53-0350		Luc	203,0x38	Hand Brake	
	97-01		R		18-0151	18-0151K		Ø 203,3	+ABS	
	97-01		R		51-0063		Luc	Ø 19,05 203,0x38	LUC	
2.0 (B56C/H/L/N) Eng.F3R611/ 722/ 723/ 768 (70-80-83kW)	11/93-3/01		F		22-0142-0		Gir	Th 18,0		
	11/93-3/01		R		22-0165-0		Bre	Th 15,0		
	3/99-01		F		23-0517			Ø 280,0 Th 24,0-21,8	Vent., 4 Hole	
	3/99-01		F		23-0533			Ø 280,0 Th 24,0-21,8	Vent., 5 Hole	
	93-99		F		23-0466			Ø 262,0 Th 22,0-19,8	Vent., +ABS	
	93-99		F		23-0550			Ø 262,0 Th 22,0-19,8	Vent., -ABS	
	3/99-01		R		23-0535			Ø 265,0 Th 10,5-9,5		
	93-99		R		23-0534			Ø 265,0 Th 10,5-9,5	+ABS	
	11/93-3/01		R		53-0346	53-0346Y	Bdx	203,2x39	-ABS, Hand Brake	
	11/93-3/01		R		53-0350		Luc	203,0x38	-ABS, Hand Brake	
	2/99-01		R		18-0150	18-0150K		Ø 203,3	-ABS	
	93-1/99		R		18-0151	18-0151K		Ø 203,3	+ABS	
	2.0 16v (556A/B) Eng.F4R780 (103kW)	99-01		F		23-0517			Ø 280,0 Th 24,0-21,8	Vent.
99-01			R		23-0534			Ø 265,0 Th 10,5-9,5		
99-01			R		51-0157		Bdx	Ø 19,05 203,2x39	RAI	
2.0 16v (B56 D/M) Eng.N7Q700/ 704 (102-103kW)		-99		F		22-0142-0		Gir	Th 18,0	
		99-		F		22-0142-2		Gir	Th 18,0	
	-98		R		22-0165-0		Bre	Th 15,0		
	98-		R		22-0634-0		Bre	Th 14,5		
	95-01		F		23-0533			Ø 280,0 Th 24,0-21,8	Vent.	
95-01		R		23-0535			Ø 265,0 Th 10,5-9,5			
95-01		R		51-0157		Bdx	Ø 19,05 203,2x39	RAI		
2.2 D Eng.G8T752/ 794 (61kW)	11/96-3/01		F		22-0142-0		Gir	Th 18,0		
	-98		R		22-0165-0		Bre	Th 15,0		
	98-		R		22-0634-0		Bre	Th 14,5		
	96-01		F		23-0550			Ø 262,0 Th 22,0-19,8	Vent.	
	96-01		R		23-0534			Ø 265,0 Th 10,5-9,5	+ABS	
	11/96-3/01		R		53-0346	53-0346Y	Bdx	203,2x39	-ABS, Hand Brake	
	11/96-3/01		R		53-0350		Luc	203,0x38	-ABS, Hand Brake	
	96-01		R		18-0150	18-0150K		Ø 203,3	-ABS	
	96-01		R		51-0063		Luc	Ø 19,05 203,0x38	LUC	
96-01		R		51-0157		Bdx	Ø 19,05 203,2x39	RAI		
2.2 D (B56F/2) Eng.G8T706/ 790 (61kW)	11/93-3/01		F		22-0142-0		Gir	Th 18,0		
	-98		R		22-0165-0		Bre	Th 15,0		
	98-		R		22-0634-0		Bre	Th 14,5		
	93-01		F		23-0550			Ø 262,0 Th 22,0-19,8	Vent.	
	93-01		R		23-0534			Ø 265,0 Th 10,5-9,5	+ABS	
	11/93-3/01		R		53-0346	53-0346Y	Bdx	203,2x39	-ABS, Hand Brake	
	11/93-3/01		R		53-0350		Luc	203,0x38	-ABS, Hand Brake	
	93-01		R		18-0150	18-0150K		Ø 203,3	-ABS	
	93-01		R		51-0063		Luc	Ø 19,05 203,0x38	LUC	
93-01		R		51-0157		Bdx	Ø 19,05 203,2x39	RAI		
2.2 DT (B569) Eng.G8T714/ 716/ 740/ 760 (83kW)	-99		F		22-0142-0		Gir	Th 18,0		
	99-		F		22-0142-2		Gir	Th 18,0		
	-98		R		22-0165-0		Bre	Th 15,0		
	98-		R		22-0634-0		Bre	Th 14,5		
	96-01		F		23-0533			Ø 280,0 Th 24,0-21,8	Vent.	
	96-01		R		23-0535			Ø 265,0 Th 10,5-9,5		
	96-01		R			53-0346Y		Ø 265,0 Th 10,5-9,5		






		Spare Parts	F/R	L/R	METELLI ref.	METELLI ref. w/KIT		DIMENSIONS mm.	NOTE
2.2 DT (B569) Eng.G8T714/ 716/ 740/ 760 (83kW)	3/96-3/01		R		53-0346		Bdx	203,2x39	-ABS, Hand Brake
3.0 (B56E/R, B565) Eng.Z7X760/ 765 (123kW)	-99		F		22-0142-0		Gir	Th 18,0	
	99-		F		22-0142-2		Gir	Th 18,0	
	-98		R		22-0165-0		Bre	Th 15,0	
	98-		R		22-0634-0		Bre	Th 14,5	
	93-97		F		23-0533			Ø 280,0 Th 24,0-21,8	Vent.
	93-97		R		23-0535			Ø 265,0 Th 10,5-9,5	
3.0 24v (B56V) Eng.L7X700/ 701 (140kW)	-99		F		22-0142-0		Gir	Th 18,0	
	99-		F		22-0142-2		Gir	Th 18,0	
	-98		R		22-0165-0		Bre	Th 15,0	
	98-		R		22-0634-0		Bre	Th 14,5	
	97-01		F		23-0533			Ø 280,0 Th 24,0-21,8	Vent.
	97-01		R		23-0535			Ø 265,0 Th 10,5-9,5	
<b>Laguna I (K56) SW 9/95-3/01</b>									
1.6 16v (K568) Eng.K4M720/ 724 (79kW)	-99		F		22-0142-0		Gir	Th 18,0	
	99-		F		22-0142-2		Gir	Th 18,0	
	-98		R		22-0165-0		Bre	Th 15,0	
	98-		R		22-0634-0		Bre	Th 14,5	
	97-01		F		23-0517			Ø 280,0 Th 24,0-21,8	Vent.
	11/97-3/01		R		53-0351		Luc	228,6x42	
1.8 (K56S/T/0) Eng.F3P670/ 678 (66kW)	-95		F		22-0106-0		Gir	Th 18,0	
	95-		F		22-0142-0		Gir	Th 18,0	
	9/95-3/01		R		22-0165-0		Bre	Th 15,0	
	95-01			F		23-0550			Ø 262,0 Th 22,0-19,8
	95-01	R			23-0534			Ø 265,0 Th 10,5-9,5	+ABS
	9/95-3/01		R		53-0351		Luc	228,6x42	-ABS
	95-01		R		18-0144			Ø 228,6	
	95-98		R		51-0067		Luc	Ø 20,64 228,0x40	LUC, +ABS
98-01	R			51-0068		Luc	Ø 22,20 228,0x40	LUC, +ABS	
1.8 (K56Z) Eng.F3P720/ 724 (66-69kW)	-95		F		22-0106-0		Gir	Th 18,0	
	95-		F		22-0142-0		Gir	Th 18,0	
	9/95-3/01		R		22-0165-0		Bre	Th 15,0	
	95-01			F		23-0550			Ø 262,0 Th 22,0-19,8
	95-01	R			23-0534			Ø 265,0 Th 10,5-9,5	+ABS
	9/95-3/01		R		53-0351		Luc	228,6x42	-ABS
	95-01		R		18-0144			Ø 228,6	
	95-98		R		51-0067		Luc	Ø 20,64 228,0x40	LUC, +ABS
98-01	R			51-0068		Luc	Ø 22,20 228,0x40	LUC, +ABS	
1.8 16v (K563, K564) Eng.F4P760 (88kW)	-99		F		22-0142-0		Gir	Th 18,0	
	99-		F		22-0142-2		Gir	Th 18,0	
	-98		R		22-0165-0		Bre	Th 15,0	
	98-		R		22-0634-0		Bre	Th 14,5	
	98-01		F		23-0517			Ø 280,0 Th 24,0-21,8	Vent.
	4/98-3/01		R		53-0351		Luc	228,6x42	
1.9 DCi (K56W) Eng.F9Q718 (79kW)	-99		F		22-0142-0		Gir	Th 18,0	
	99-		F		22-0142-2		Gir	Th 18,0	
	9/99-3/01		R		22-0634-0		Bre	Th 14,5	
	99-01		F		23-0517			Ø 280,0 Th 24,0-21,8	Vent.
	99-01		R		23-0534			Ø 265,0 Th 10,5-9,5	
1.9 DTi (K56J) Eng.F9Q710/ 716 (72kW)	-99		F		22-0142-0		Gir	Th 18,0	
	99-		F		22-0142-2		Gir	Th 18,0	
	10/97-3/01		R		22-0634-0		Bre	Th 14,5	
	97-01			F		23-0517			Ø 280,0 Th 24,0-21,8
	97-01	F			23-0533			Ø 280,0 Th 24,0-21,8	Vent., 5 Hole
	97-01		R		23-0535			Ø 265,0 Th 10,5-9,5	
10/97-3/01	R			53-0351		Luc	228,6x42		
2.0 (K56C/H) Eng.F3R722/ 723/ 768 (80-84kW)	9/95-3/01		F		22-0142-0		Gir	Th 18,0	
	9/95-3/01		R		22-0165-0		Bre	Th 15,0	
	95-01		F		23-0466			Ø 262,0 Th 22,0-19,8	Vent., +ABS
	95-01		F		23-0550			Ø 262,0 Th 22,0-19,8	Vent., -ABS
	95-01		R		23-0534			Ø 265,0 Th 10,5-9,5	+ABS
	9/95-3/01		R		53-0351		Luc	228,6x42	-ABS
	95-01		R		18-0144			Ø 228,6	

		Spare Parts	F/R	L/R	METELLI ref.	METELLI ref. w/KIT		DIMENSIONS mm.	NOTE
2.0 (K56C/H) Eng.F3R722/ 723/ 768 (80-84kW)	95-98		R		51-0067		Luc	Ø 20,64 228,0x40	LUC, +ABS
	98-01		R		51-0068		Luc	Ø 22,20 228,0x40	LUC, +ABS
2.0 16v (A56A/B) Eng.F4R780 (103kW)	99-01		F		23-0517			Ø 280,0 Th 24,0-21,8	Vent.
	99-01		R		23-0534			Ø 265,0 Th 10,5-9,5	
2.0 16v (K56 D/M) Eng.N7Q700/ 704 (102kW)	-99		F		22-0142-0		Gir	Th 18,0	
	99-		F		22-0142-2		Gir	Th 18,0	
	-98		R		22-0165-0		Bre	Th 15,0	
	98-		R		22-0634-0		Bre	Th 14,5	
	95-01		F		23-0533			Ø 280,0 Th 24,0-21,8	Vent.
	95-01		R		23-0535			Ø 265,0 Th 10,5-9,5	
2.2 D Eng.G8T752/ 794 (61kW)	1/96-3/01		F		22-0142-0		Gir	Th 18,0	
	-98		R		22-0165-0		Bre	Th 15,0	
	98-		R		22-0634-0		Bre	Th 14,5	
	96-01		F		23-0550			Ø 262,0 Th 22,0-19,8	Vent.
	96-01		R		23-0534			Ø 265,0 Th 10,5-9,5	+ABS
	1/96-3/01		R		53-0351		Luc	228,6x42	-ABS
	96-01		R		18-0144			Ø 228,6	
	7/98-01		R		51-0068		Luc	Ø 22,20 228,0x40	LUC, +ABS
	96-6/98		R		51-0067		Luc	Ø 20,64 228,0x40	LUC, +ABS
	2.2 D (K56F/2, S56F) Eng.G8T706/ 790 (61kW)	9/95-3/01		F		22-0142-0		Gir	Th 18,0
-98			R		22-0165-0		Bre	Th 15,0	
98-			R		22-0634-0		Bre	Th 14,5	
95-01			F		23-0550			Ø 262,0 Th 22,0-19,8	Vent.
95-01			R		23-0534			Ø 265,0 Th 10,5-9,5	+ABS
9/95-3/01			R		53-0351		Luc	228,6x42	-ABS
95-01			R		18-0144			Ø 228,6	
95-98			R		51-0067		Luc	Ø 20,64 228,0x40	LUC, +ABS
98-01			R		51-0068		Luc	Ø 22,20 228,0x40	LUC, +ABS
2.2 DT (K569) Eng.G8T714/ 716/ 740/ 760 (83kW)		-99		F		22-0142-0		Gir	Th 18,0
	99-		F		22-0142-2		Gir	Th 18,0	
	-98		R		22-0165-0		Bre	Th 15,0	
	98-		R		22-0634-0		Bre	Th 14,5	
	96-01		F		23-0533			Ø 280,0 Th 24,0-21,8	Vent.
	96-01		R		23-0535			Ø 265,0 Th 10,5-9,5	
3.0 (K56R, K565) Eng.Z7X760/ 765 (123kW)	-99		F		22-0142-0		Gir	Th 18,0	
	99-		F		22-0142-2		Gir	Th 18,0	
	-98		R		22-0165-0		Bre	Th 15,0	
	98-		R		22-0634-0		Bre	Th 14,5	
	96-01		F		23-0533			Ø 280,0 Th 24,0-21,8	Vent.
	96-01		R		23-0535			Ø 265,0 Th 10,5-9,5	
3.0 24v (K56V) Eng.L7X700/ 701 (140kW)	-99		F		22-0142-0		Gir	Th 18,0	
	99-		F		22-0142-2		Gir	Th 18,0	
	-98		R		22-0165-0		Bre	Th 15,0	
	98-		R		22-0634-0		Bre	Th 14,5	
	97-01		F		23-0533			Ø 280,0 Th 24,0-21,8	Vent.
	97-01		R		23-0535			Ø 265,0 Th 10,5-9,5	
<b>Laguna II (B74) 3/01-10/07</b>									
1.6 16v Eng.K4M716 (82kW)	2/05-		F		22-0335-0		Ate	Th 18,0	15Inch Wheels
	2/05-		F		22-0336-0		Ate	Th 18,0	16/17Inch Wheels
	2/05-		R		22-0337-0		Ate	Th 16,5	
	05-		F		23-0676			Ø 280,0 Th 24,0-21,8	Vent., 15Inch Wheels
	05-		F		23-0675			Ø 300,0 Th 26,0-22,8	Vent., 16/17Inch Wheels
	05-07		R		23-0692			Ø 274,0 Th 11,0-9,5	(+o)
1.6 16v (BG0A/L) Eng.K4M710/ 711 (70-79kW)	3/01-		F		22-0335-0		Ate	Th 18,0	15Inch Wheels
	3/01-		F		22-0336-0		Ate	Th 18,0	16/17Inch Wheels
	3/01-		R		22-0337-0		Ate	Th 16,5	
	01-		F		23-0676			Ø 280,0 Th 24,0-21,8	Vent., 15Inch Wheels
	01-		F		23-0675			Ø 300,0 Th 26,0-22,8	Vent., 16/17Inch Wheels
	01-07		R		23-0692			Ø 274,0 Th 11,0-9,5	(+o)
1.8 16v (BG0J) Eng.F4P770/ 771/ 773/ 774/ 775 (85-88-89kW)	3/01-		F		22-0335-0		Ate	Th 18,0	15Inch Wheels
	3/01-		F		22-0336-0		Ate	Th 18,0	16/17Inch Wheels
	3/01-		R		22-0337-0		Ate	Th 16,5	
	01-		F		23-0676			Ø 280,0 Th 24,0-21,8	Vent., 15Inch Wheels
	01-		F		23-0675			Ø 300,0 Th 26,0-22,8	Vent., 16/17Inch Wheels
	01-07		R		23-0692			Ø 274,0 Th 11,0-9,5	(+o)
1.9 DCi Eng.F9Q690 (60-68-75kW)	3/04-		F		22-0335-0		Ate	Th 18,0	15Inch Wheels
	3/04-		F		22-0336-0		Ate	Th 18,0	16/17Inch Wheels






























































		Spare Parts	F/R	L/R	METELLI ref.	METELLI ref. w/KIT		DIMENSIONS mm.	NOTE
1.9 DCi Eng.F9Q690 (60-68-75kW)	3/04-04		R		<b>22-0337-0</b>		Ate	Th 16,5	
			F		<b>23-0676</b>			Ø 280,0 Th 24,0-21,8	Vent., 15Inch Wheels
	04-07		F		<b>23-0675</b>			Ø 300,0 Th 26,0-22,8	Vent., 16/17Inch Wheels
			R		<b>23-0692</b>			Ø 274,0 Th 11,0-9,5	(+o)
1.9 DCi Eng.F9Q754/ 718 (79-81kW)	1/05-05		F		<b>22-0336-0</b>		Ate	Th 18,0	
	R			<b>22-0337-0</b>		Ate	Th 16,5		
	05-07		F		<b>23-0676</b>			Ø 280,0 Th 24,0-21,8	Vent., 15Inch Wheels
			F		<b>23-0675</b>			Ø 300,0 Th 26,0-22,8	Vent., 16/17Inch Wheels
			R		<b>23-0692</b>			Ø 274,0 Th 11,0-9,5	(+o)
1.9 DCi Eng.F9Q758 (96kW)	5/05-05		F		<b>22-0336-0</b>		Ate	Th 18,0	
	R			<b>22-0337-0</b>		Ate	Th 16,5		
	05-07		F		<b>23-0676</b>			Ø 280,0 Th 24,0-21,8	Vent., 15Inch Wheels
			F		<b>23-0675</b>			Ø 300,0 Th 26,0-22,8	Vent., 16/17Inch Wheels
			R		<b>23-0692</b>			Ø 274,0 Th 11,0-9,5	(+o)
1.9 DCi (BG0E) Eng.F9Q752 (77kW)	01-01		F		<b>23-0676</b>			Ø 280,0 Th 24,0-21,8	Vent., 15Inch Wheels
	F			<b>23-0675</b>			Ø 300,0 Th 26,0-22,8	Vent., 16/17Inch Wheels	
	01-07	R		<b>23-0692</b>			Ø 274,0 Th 11,0-9,5	(+o)	
1.9 DCi (BG0G) Eng.F9Q750/ 756 (88kW)	3/01-01		F		<b>22-0336-0</b>		Ate	Th 18,0	
	R			<b>22-0337-0</b>		Ate	Th 16,5		
	01-07		F		<b>23-0676</b>			Ø 280,0 Th 24,0-21,8	Vent., 15Inch Wheels
			F		<b>23-0675</b>			Ø 300,0 Th 26,0-22,8	Vent., 16/17Inch Wheels
1.9 DCi (BG0R) Eng.F9Q752 (60-68-75kW)	10/01-01		F		<b>22-0335-0</b>		Ate	Th 18,0	15Inch Wheels
	F			<b>22-0336-0</b>		Ate	Th 18,0	16/17Inch Wheels	
	10/01-01	R		<b>22-0337-0</b>		Ate	Th 16,5		
	01-07		F		<b>23-0676</b>			Ø 280,0 Th 24,0-21,8	Vent., 15Inch Wheels
			F		<b>23-0675</b>			Ø 300,0 Th 26,0-22,8	Vent., 16/17Inch Wheels
2.0 16v Eng.F4R712/ 713/ 714/ 715 (99kW)	8/02-02		F		<b>22-0336-0</b>		Ate	Th 18,0	
	R			<b>22-0337-0</b>		Ate	Th 16,5		
	02-07		F		<b>23-0676</b>			Ø 280,0 Th 24,0-21,8	Vent., A/T, 15Inch Wheels
			F		<b>23-0675</b>			Ø 300,0 Th 26,0-22,8	Vent., 16/17Inch Wheels
2.0 16v Eng.F4R784 (150kW)	1/05-05		F		<b>22-0336-0</b>		Ate	Th 18,0	
	R			<b>22-0337-0</b>		Ate	Th 16,5		
	05-07		F		<b>23-0673</b>			Ø 308,0 Th 28,0-25,4	Vent.
			R		<b>23-0692</b>			Ø 274,0 Th 11,0-9,5	(+o)
2.0 16v Eng.F4R787 (125kW)	1/05-05		F		<b>22-0336-0</b>		Ate	Th 18,0	
	R			<b>22-0337-0</b>		Ate	Th 16,5		
	05-07		F		<b>23-0673</b>			Ø 308,0 Th 28,0-25,4	Vent.
			R		<b>23-0692</b>			Ø 274,0 Th 11,0-9,5	(+o)
2.0 16v IDE (BG0N/P) Eng.F5R700 (103kW)	4/01-01		F		<b>22-0336-0</b>		Ate	Th 18,0	
	R			<b>22-0337-0</b>		Ate	Th 16,5		
	01-07		F		<b>23-0676</b>			Ø 280,0 Th 24,0-21,8	Vent., 15Inch Wheels
			F		<b>23-0675</b>			Ø 300,0 Th 26,0-22,8	Vent., 16/17Inch Wheels
2.0 16v T. Eng.F4R764 (120kW)	1/03-03		F		<b>22-0336-1</b>		Ate	Th 18,0	
	R			<b>22-0337-0</b>		Ate	Th 16,5		
	03-07		F		<b>23-0676</b>			Ø 280,0 Th 24,0-21,8	Vent., 15Inch Wheels
			F		<b>23-0675</b>			Ø 300,0 Th 26,0-22,8	Vent., 16/17Inch Wheels
2.0 DCi Eng.M9R740 (110kW)	8/05-05		F		<b>22-0336-0</b>		Ate	Th 18,0	
	R			<b>22-0337-0</b>		Ate	Th 16,5		
	05-07		F		<b>23-0675</b>			Ø 300,0 Th 26,0-22,8	Vent.
			R		<b>23-0692</b>			Ø 274,0 Th 11,0-9,5	(+o)
2.0 DCi Eng.M9R760 (127kW)	1/06-06		F		<b>22-0336-1</b>		Ate	Th 18,0	
	R			<b>22-0337-0</b>		Ate	Th 16,5		
	06-07		F		<b>23-0673</b>			Ø 308,0 Th 28,0-25,4	Vent.
			R		<b>23-0692</b>			Ø 274,0 Th 11,0-9,5	(+o)
2.2 DCi Eng.G9T600 (102kW)	5/05-05		F		<b>22-0336-0</b>		Ate	Th 18,0	
	R			<b>22-0337-0</b>		Ate	Th 16,5		
	05-07		F		<b>23-0675</b>			Ø 300,0 Th 26,0-22,8	Vent.
			R		<b>23-0692</b>			Ø 274,0 Th 11,0-9,5	(+o)
2.2 DCi (BG0F) Eng.G9T702/ 742/ 743 (110kW)	10/01-01		F		<b>22-0336-0</b>		Ate	Th 18,0	
	R			<b>22-0337-0</b>		Ate	Th 16,5		
	01-07		F		<b>23-0675</b>			Ø 300,0 Th 26,0-22,8	Vent., 300mm, 16/17Inch Wheels
			F		<b>23-0673</b>			Ø 308,0 Th 28,0-25,4	Vent., 308mm

		Spare Parts	F/R	L/R	METELLI ref.	METELLI ref. w/KIT		DIMENSIONS mm.	NOTE
2.2 DCi (BG0F) Eng.G9T702/ 742/ 743 (110kW)	01-07		R		23-0692			Ø 274,0 Th 11,0-9,5	(+o)
3.0 V6 24v (BG0D) Eng.L7X731 (152kW)	3/01-		F		22-0336-1		Ate	Th 18,0	
	3/01-		R		22-0337-0		Ate	Th 16,5	
	01-6/01		F		23-0673			Ø 308,0 Th 28,0-25,4	Vent.
	01-07		R		23-0692			Ø 274,0 Th 11,0-9,5	(+o)
<b>Laguna II (K74) SW 3/01-10/07</b>									
1.6 16v Eng.K4M716 (82kW)	2/05-		F		22-0335-0		Ate	Th 18,0	15Inch Wheels
	2/05-		F		22-0336-0		Ate	Th 18,0	16/17Inch Wheels
	2/05-		R		22-0337-0		Ate	Th 16,5	
	05-		F		23-0675			Ø 300,0 Th 26,0-22,8	Vent.
	05-07		R		23-0692			Ø 274,0 Th 11,0-9,5	(+o)
1.6 16v (KG0A/L) Eng.K4M710/ 711 (70-79-83kW)	3/01-		F		22-0335-0		Ate	Th 18,0	15Inch Wheels
	3/01-		F		22-0336-0		Ate	Th 18,0	16/17Inch Wheels
	3/01-		R		22-0337-0		Ate	Th 16,5	
	01-		F		23-0676			Ø 280,0 Th 24,0-21,8	Vent., 15Inch Wheels
	01-		F		23-0675			Ø 300,0 Th 26,0-22,8	Vent., 16/17Inch Wheels
	01-07		R		23-0692			Ø 274,0 Th 11,0-9,5	(+o)
1.8 16v (KG0J) Eng.F4P770/ 771/ 773/ 774/ 775 (85-88kW)	3/01-		F		22-0335-0		Ate	Th 18,0	15Inch Wheels
	3/01-		F		22-0336-0		Ate	Th 18,0	16/17Inch Wheels
	3/01-		R		22-0337-0		Ate	Th 16,5	
	01-		F		23-0676			Ø 280,0 Th 24,0-21,8	Vent., 15Inch Wheels
	01-		F		23-0675			Ø 300,0 Th 26,0-22,8	Vent., 16/17Inch Wheels
	01-07		R		23-0692			Ø 274,0 Th 11,0-9,5	(+o)
1.9 DCi Eng.F9Q674 (81kW)	1/05-		F		22-0336-0		Ate	Th 18,0	
	1/05-		R		22-0337-0		Ate	Th 16,5	
	05-		F		23-0676			Ø 280,0 Th 24,0-21,8	Vent., 15Inch Wheels
	05-		F		23-0675			Ø 300,0 Th 26,0-22,8	Vent., 16/17Inch Wheels
	05-		R		23-0692			Ø 274,0 Th 11,0-9,5	(+o)
	05-07								
1.9 DCi Eng.F9Q690 (68kW)	3/04-		F		22-0335-0		Ate	Th 18,0	15Inch Wheels
	3/04-		F		22-0336-0		Ate	Th 18,0	16/17Inch Wheels
	3/04-		R		22-0337-0		Ate	Th 16,5	
	04-		F		23-0676			Ø 280,0 Th 24,0-21,8	Vent., 15Inch Wheels
	04-		F		23-0675			Ø 300,0 Th 26,0-22,8	Vent., 16/17Inch Wheels
	04-07		R		23-0692			Ø 274,0 Th 11,0-9,5	(+o)
1.9 DCi Eng.F9Q718/ 754 (79kW)	3/01-		F		22-0336-0		Ate	Th 18,0	
	3/01-		R		22-0337-0		Ate	Th 16,5	
	01-07		R		23-0692			Ø 274,0 Th 11,0-9,5	(+o)
1.9 DCi Eng.F9Q758 (96kW)	5/05-		F		22-0336-0		Ate	Th 18,0	
	5/05-		R		22-0337-0		Ate	Th 16,5	
	05-		F		23-0676			Ø 280,0 Th 24,0-21,8	Vent., 15Inch Wheels
	05-		F		23-0675			Ø 300,0 Th 26,0-22,8	Vent., 16/17Inch Wheels
	05-07		R		23-0692			Ø 274,0 Th 11,0-9,5	(+o)
1.9 DCi (KG0E) Eng.F9Q752 (77kW)	01-		F		23-0676			Ø 280,0 Th 24,0-21,8	Vent., 15Inch Wheels
	01-		F		23-0675			Ø 300,0 Th 26,0-22,8	Vent., 16/17Inch Wheels
	01-07		R		23-0692			Ø 274,0 Th 11,0-9,5	(+o)
1.9 DCi (KG0G) Eng.F9Q750/ 756 (88kW)	3/01-		F		22-0336-0		Ate	Th 18,0	
	3/01-		R		22-0337-0		Ate	Th 16,5	
	01-		F		23-0676			Ø 280,0 Th 24,0-21,8	Vent., 15Inch Wheels
	01-		F		23-0675			Ø 300,0 Th 26,0-22,8	Vent., 16/17Inch Wheels
	01-07		R		23-0692			Ø 274,0 Th 11,0-9,5	(+o)
1.9 DCi (KG0R) Eng.F9Q752 (74kW)	10/01-		F		22-0335-0		Ate	Th 18,0	15Inch Wheels
	10/01-		F		22-0336-0		Ate	Th 18,0	16/17Inch Wheels
	10/01-		R		22-0337-0		Ate	Th 16,5	
	01-		F		23-0676			Ø 280,0 Th 24,0-21,8	Vent., 15Inch Wheels
	01-		F		23-0675			Ø 300,0 Th 26,0-22,8	Vent., 16/17Inch Wheels
	01-07		R		23-0692			Ø 274,0 Th 11,0-9,5	(+o)
2.0 16v Eng.F4R712/ 713/ 714/ 715 (99kW)	8/02-		F		22-0336-0		Ate	Th 18,0	
	8/02-		R		22-0337-0		Ate	Th 16,5	
	02-		F		23-0676			Ø 280,0 Th 24,0-21,8	Vent., A/T, 15Inch Wheels
	02-		F		23-0675			Ø 300,0 Th 26,0-22,8	Vent., 16/17Inch Wheels
	02-07		R		23-0692			Ø 274,0 Th 11,0-9,5	(+o)
2.0 16v Eng.F4R784 (150kW)	1/05-		F		22-0336-0		Ate	Th 18,0	
	1/05-		R		22-0337-0		Ate	Th 16,5	
	05-		F		23-0673			Ø 308,0 Th 28,0-25,4	Vent.
	05-07		R		23-0692			Ø 274,0 Th 11,0-9,5	(+o)























































		Spare Parts	F/R	L/R	METELLI ref.	METELLI ref. w/KIT		DIMENSIONS mm.	NOTE
2.0 16v Eng.F4R787 (125kW)	1/05-	F	F		22-0336-0		Ate	Th 18,0	
			R		22-0337-0		Ate	Th 16,5	
	05-07	F	F		23-0673			Ø 308,0 Th 28,0-25,4	Vent.
			R		23-0692			Ø 274,0 Th 11,0-9,5	(+o)
2.0 16v IDE (KG0N/P) Eng.F5R700 (103kW)	4/01-	F	F		22-0336-0		Ate	Th 18,0	
			R		22-0337-0		Ate	Th 16,5	
	01-01-	F	F		23-0676			Ø 280,0 Th 24,0-21,8	Vent., 15Inch Wheels
			R		23-0675			Ø 300,0 Th 26,0-22,8	Vent., 16/17Inch Wheels
01-07	R		23-0692			Ø 274,0 Th 11,0-9,5	(+o)		
2.0 16v T. Eng.F4R764 (120kW)	1/03-	F	F		22-0336-1		Ate	Th 18,0	
			R		22-0337-0		Ate	Th 16,5	
	03-03-	F	F		23-0676			Ø 280,0 Th 24,0-21,8	Vent., 15Inch Wheels
			R		23-0675			Ø 300,0 Th 26,0-22,8	Vent., 16/17Inch Wheels
03-07	R		23-0692			Ø 274,0 Th 11,0-9,5	(+o)		
2.0 DCi Eng.M9R740 (110kW)	8/05-	F	F		22-0336-0		Ate	Th 18,0	
			R		22-0337-0		Ate	Th 16,5	
	05-07	F	F		23-0675			Ø 300,0 Th 26,0-22,8	Vent.
			R		23-0692			Ø 274,0 Th 11,0-9,5	(+o)
2.0 DCi Eng.M9R760 (127kW)	1/06-	F	F		22-0336-1		Ate	Th 18,0	
			R		22-0337-0		Ate	Th 16,5	
	06-07	F	F		23-0673			Ø 308,0 Th 28,0-25,4	Vent.
			R		23-0692			Ø 274,0 Th 11,0-9,5	(+o)
2.2 DCi Eng.G9T600 (102kW)	5/05-	F	F		22-0336-0		Ate	Th 18,0	
			R		22-0337-0		Ate	Th 16,5	
	05-07	F	F		23-0675			Ø 300,0 Th 26,0-22,8	Vent.
			R		23-0692			Ø 274,0 Th 11,0-9,5	(+o)
2.2 DCi (KG0F) Eng.G9T702 (110kW)	10/01-	F	F		22-0336-0		Ate	Th 18,0	
			R		22-0337-0		Ate	Th 16,5	
	01-01-	F	F		23-0675			Ø 300,0 Th 26,0-22,8	Vent., 300mm, 16/17Inch Wheels
			R		23-0673			Ø 308,0 Th 28,0-25,4	Vent., 308mm
01-07	R		23-0692			Ø 274,0 Th 11,0-9,5	(+o)		
3.0 V6 24v (KG0D) Eng.L7X731 (152kW)	3/01-	F	F		22-0336-1		Ate	Th 18,0	
			R		22-0337-0		Ate	Th 16,5	
	01-6/01-	F	F		23-0673			Ø 308,0 Th 28,0-25,4	Vent.
			R		23-0692			Ø 274,0 Th 11,0-9,5	(+o)
<b>Laguna III, SW, Coupé 11/07-</b>									
1.5 DCi Eng.K9K780 (81kW)	11/07-	F	F		22-0335-0		Ate	Th 18,0	
			R		22-0337-1		Ate	Th 16,5	
	07-07-	F	F		23-0981			Ø 280,0 Th 24,0-22,0	Vent.
			R		23-0980			Ø 300,0 Th 11,0	(+o)
1.6 16v 6Speed Eng.K4M824 (81kW)	11/07-	F	F		22-0335-0		Ate	Th 18,0	
			R		22-0337-1		Ate	Th 16,5	
	07-07-	F	F		23-0981			Ø 280,0 Th 24,0-22,0	Vent.
			R		23-0980			Ø 300,0 Th 11,0	(+o)
2.0 16v Eng.M4R704 (103kW)	11/07-	F	F		22-0803-0		Ate	Th 18,0	
			R		22-0337-1		Ate	Th 16,5	
	07-07-	F	F		23-0942			Ø 296,0 Th 26,0-23,4	Vent.
			R		23-0980			Ø 300,0 Th 11,0	(+o)
2.0 DCi Eng.M9R742/ 746/ 802 (96kW)	11/07-	F	F		22-0803-0		Ate	Th 18,0	
			R		22-0337-1		Ate	Th 16,5	
	07-07-	F	F		23-0942			Ø 296,0 Th 26,0-23,4	Vent.
			R		23-0980			Ø 300,0 Th 11,0	(+o)
2.0 DCi Eng.M9R800 (127kW)	07-07-	F	F		22-0803-0		Ate	Th 18,0	
			R		22-0337-1		Ate	Th 16,5	
	07-07-	F	F		23-0942			Ø 296,0 Th 26,0-23,4	Vent.
			R		23-0980			Ø 300,0 Th 11,0	(+o)
2.0 DCi Eng.M9R802/ 805/ 809 (110kW)	11/07-	F	F		22-0803-0		Ate	Th 18,0	
			R		22-0337-1		Ate	Th 16,5	
	07-07-	F	F		23-0942			Ø 296,0 Th 26,0-23,4	Vent.
			R		23-0980			Ø 300,0 Th 11,0	(+o)
2.0 DCi Eng.M9R816 (131kW)	5/08-	F	F		22-0803-1		Ate	Th 18,0	
			R		22-0337-1		Ate	Th 16,5	
	08-08-	F	F		23-0942			Ø 296,0 Th 26,0-23,4	Vent.
			R		23-0980			Ø 300,0 Th 11,0	(+o)
2.0 T. Eng.F4R800 (150kW)	08-08-	F	F		22-0803-1		Ate	Th 18,0	
			R		22-0337-1		Ate	Th 16,5	
	08-08-	R		23-0980			Ø 300,0 Th 11,0	(+o)	



		Spare Parts	F/R	L/R	METELLI ref.	METELLI ref. w/KIT		DIMENSIONS mm.	NOTE
2.0 T. Eng.F4R811 (125kW)	11/07-	F	F		22-0803-0		Ate	Th 18,0	
	11/07-		R		22-0337-1		Ate	Th 16,5	
	07-	R	F		23-0942			Ø 296,0 Th 26,0-23,4	Vent.
	07-		R		23-0980			Ø 300,0 Th 11,0	(+o)
3.0 DCi Eng.V9XA8 (173kW)	08-	F	F		22-0803-1		Ate	Th 18,0	
	08-		R		22-0337-1		Ate	Th 16,5	
3.5 V6 Eng.V4YB7 (175kW)	08-	F	F		22-0803-1		Ate	Th 18,0	
	08-		R		22-0337-1		Ate	Th 16,5	
<b>Megane I (BA) 1/96-11/02</b>									
1.4 16v (BA0D/W,1H/0) Eng.K4J714/750 (70kW)	3/99-11/02	F	F		22-0142-2		Gir	Th 18,0	
	99-02		R		23-0549			Ø 259,0 Th 20,7-17,7	Vent.
	3/99-11/02	R	F		53-0353	53-0353Y	Bdx	203,0x38	Hand Brake
	99-02		R		51-0160		Bdx	Ø 19,05 203,2x39	RAI, +ABS, -ASR
1.4 e (BA0E/V) Eng.E7J626/ 764 (55kW)	1/96-11/02	F	F		22-0120-0	22-0120-0K	Gir	Th 18,0	
	96-02		R		23-0549			Ø 259,0 Th 20,7-17,7	Vent.
	1/96-11/02	R	F		53-0353	53-0353Y	Bdx	203,0x38	Hand Brake
	96-02		R		51-0160		Bdx	Ø 19,05 203,2x39	RAI, +ABS, -ASR
1.4 Eco (BA0T) Eng.E7J624 (52kW)	1/96-3/99	F	F		22-0120-0	22-0120-0K	Gir	Th 18,0	
	96-99		R		23-0082			Ø 238,0 Th 12,0-10,5	
	1/96-3/99	R	F		53-0353	53-0353Y	Bdx	203,0x38	Hand Brake
	96-99		R		18-0149	18-0149K		Ø 203,3	
	96-99	R	F		51-0061		Bdx	Ø 17,46 203,0x38	RAI
	96-99		R		51-0067		Luc	Ø 20,64 228,0x40	LUC
1.6 16v (BA11/04/0B/1J) Eng.K4M700/ 701/ 704/ 708 (64-70-79-83kW)	3/99-11/02	F	F		22-0142-2		Gir	Th 18,0	
	99-02		R		23-0517			Ø 280,0 Th 24,0-21,8	Vent.
	99-02	R	F		23-0516			Ø 238,0 Th 8,0-7,0	(+o)
	99-02		R		23-0537			Ø 238,0 Th 8,0-7,0	(-o)
	3/99-11/02	R	F		53-0353	53-0353Y	Bdx	203,0x38	Hand Brake
	99-02		R		51-0160		Bdx	Ø 19,05 203,2x39	RAI, +ABS, -ASR
1.6 e (BA0F/S) Eng.K7M702/ 703/ 790 (66kW)	96-	F	F		23-0110			Ø 238,0 Th 20,0-17,7	Ch -980923, Vent.
	-99		R		23-0549			Ø 259,0 Th 20,7-17,7	Ch 980924-, Vent.
	1/96-3/99	R	F		53-0353	53-0353Y	Bdx	203,0x38	Hand Brake
	96-99		R		18-0149	18-0149K		Ø 203,3	
	96-99	R	F		51-0061		Bdx	Ø 17,46 203,0x38	RAI
	96-99		R		51-0067		Luc	Ø 20,64 228,0x40	LUC
1.6 i (BA0L) Eng.K7M720 (55-66kW)	1/96-3/99	F	F		22-0120-0	22-0120-0K	Gir	Th 18,0	
	96-99		R		23-0082			Ø 238,0 Th 12,0-10,5	
	1/96-3/99	R	F		53-0353	53-0353Y	Bdx	203,0x38	Hand Brake
	96-99		R		18-0149	18-0149K		Ø 203,3	
	96-99	R	F		51-0061		Bdx	Ø 17,46 203,0x38	RAI
	96-99		R		51-0067		Luc	Ø 20,64 228,0x40	LUC
1.8 16v (BA06, BA12/A/M/R) Eng.F4P720/ 722 (85-88kW)	1/01-11/02	F	F		22-0142-2		Gir	Th 18,0	
	1/01-11/02		R		22-0100-2		Gir	Th 16,0	
	01-	R	F		23-0517			Ø 280,0 Th 24,0-21,8	Vent.
	1/01-11/02		R		53-0353	53-0353Y	Bdx	203,0x38	Hand Brake
	01-	R	F		18-0148	18-0148K		Ø 203,3	+ABS
	01-02		R		51-0160		Bdx	Ø 19,05 203,2x39	RAI, +ABS, -ASR
1.9 D (B/SA0U/A) Eng.F8Q620/ 624 (47-66-68kW)	1/96-11/02	F	F		22-0120-0	22-0120-0K	Gir	Th 18,0	
	1/96-11/02		R		22-0142-2		Gir	Th 18,0	
	96-	R	F		23-0082			Ø 238,0 Th 12,0-10,5	Ch -971105
	-99		R		23-0110			Ø 238,0 Th 20,0-17,7	Ch 971106-, Vent.
	99-02	R	F		23-0549			Ø 259,0 Th 20,7-17,7	Vent.
	1/96-11/02		R		53-0353	53-0353Y	Bdx	203,0x38	Hand Brake
	96-02	R	F		18-0149	18-0149K		Ø 203,3	
	96-02		R		51-0061		Bdx	Ø 17,46 203,0x38	RAI, Mod. A/U
96-02	R		51-0160		Bdx	Ø 19,05 203,2x39	RAI, +ABS, -ASR		
1.9 DCi (BA05, BA1F) Eng.F9Q732/ 733 (75kW)	2/01-11/02	F	F		22-0142-2		Gir	Th 18,0	
	01-02		R		23-0517			Ø 280,0 Th 24,0-21,8	Vent.
	01-02	R	F		23-0516			Ø 238,0 Th 8,0-7,0	(+o)
	01-02		R		23-0537			Ø 238,0 Th 8,0-7,0	(-o)
	2/01-11/02	R	F		53-0353	53-0353Y	Bdx	203,0x38	+TC, Hand Brake
	01-02		R		18-0153			Ø 228,6	
01-02	R		51-0160		Bdx	Ø 19,05 203,2x39	RAI, +ABS, -ASR		
1.9 DT (B/SA0K/Y) Eng.F8Q784/ 786 (66kW)	1/96-11/02	F	F		22-0120-0	22-0120-0K	Gir	Th 18,0	
	1/96-11/02		R		22-0142-2		Gir	Th 18,0	
	96-99	R	F		23-0549			Ø 259,0 Th 20,7-17,7	Vent.
	1/96-11/02		R		53-0353	53-0353Y	Bdx	203,0x38	Hand Brake


















































		Spare Parts	F/R	L/R	METELLI ref.	METELLI ref. w/KIT		DIMENSIONS mm.	NOTE
1.9 DT (B/SA0K/Y) Eng.F8Q784/ 786 (66kW)	96-02		R		18-0149	18-0149K		Ø 203,3	
	96-02		R		51-0061		Bdx	Ø 17,46 203,0x38	RAI
	96-02		R		51-0067		Luc	Ø 20,64 228,0x40	LUC
1.9 DTi (BA08/N) Eng.F9Q730/ 731/ 732/ 733/ 734/ 736 (69-72-75-77-79kW)	3/97-11/02		F		22-0120-0	22-0120-0K	Gir	Th 18,0	
	3/97-11/02		F		22-0142-2		Gir	Th 18,0	
	97-02		F		23-0549			Ø 259,0 Th 20,7-17,7	Vent.
	3/97-11/02		R		53-0353	53-0353Y	Bdx	203,0x38	Hand Brake
	97-02		R		18-0149	18-0149K		Ø 203,3	
	97-02		R		51-0061		Bdx	Ø 17,46 203,0x38	RAI
	97-02		R		51-0160		Bdx	Ø 19,05 203,2x39	RAI, +ABS, -ASR
1.9 DTi (BA1U) Eng.F9Q744 (60-68-75-77-81-88-96kW)	2/01-11/02		F		22-0142-2		Gir	Th 18,0	
	01-		F		23-0517			Ø 280,0 Th 24,0-21,8	Vent.
	01-		R		23-0516			Ø 238,0 Th 8,0-7,0	(+o)
	2/01-11/02		R		53-0353	53-0353Y	Bdx	203,0x38	Hand Brake
	01-		R		18-0149	18-0149K		Ø 203,3	
1.9 TDi Eng.F8Q784 (69kW)	9/96-11/02		F		22-0120-0	22-0120-0K	Gir	Th 18,0	
	9/96-11/02		F		22-0142-2		Gir	Th 18,0	
	96-99		F		23-0549			Ø 259,0 Th 20,7-17,7	Vent.
	9/96-11/02		R		53-0353	53-0353Y	Bdx	203,0x38	Hand Brake
	96-02		R		18-0149	18-0149K		Ø 203,3	
2.0 (BA0G) Eng.F3R750/ 751 (80-83-84kW)	1/96-11/02		F		22-0120-0	22-0120-0K	Gir	Th 18,0	
	1/96-11/02		F		22-0142-2		Gir	Th 18,0	
	96-02		F		23-0549			Ø 259,0 Th 20,7-17,7	Vent.
	1/96-11/02		R		53-0353	53-0353Y	Bdx	203,0x38	Hand Brake
	96-02		R		18-0149	18-0149K		Ø 203,3	
	96-02		R		51-0061		Bdx	Ø 17,46 203,0x38	RAI
2.0 16v (BA0H) Eng.F7R710/ 714 (108kW)	7/96-11/02		F		22-0142-0		Gir	Th 18,0	
	7/96-11/02		F		22-0142-2		Gir	Th 18,0	
	-02		F		23-0517			Ø 280,0 Th 24,0-21,8	Ch 980924-, Vent.
	96-		F		23-0550			Ø 262,0 Th 22,0-19,8	Ch -980923, Vent.
	9/99-02		R		23-0516			Ø 238,0 Th 8,0-7,0	(+o)
	9/99-02		R		23-0537			Ø 238,0 Th 8,0-7,0	(-o)
<b>Megane I (DA) Coach 3/96-11/02</b>									
1.4 16v (DA0D/W, DA1H/0) Eng.K4J714/ 750 (70kW)	3/99-11/02		F		22-0142-2		Gir	Th 18,0	
	00-02		F		23-0517			Ø 280,0 Th 24,0-21,8	Vent.
	3/99-00		F		23-0549			Ø 259,0 Th 20,7-17,7	Vent.
	3/99-11/02		R		53-0353	53-0353Y	Bdx	203,0x38	Hand Brake
	99-02		R		18-0149	18-0149K		Ø 203,3	
1.6 16v (DA0B/4, DA11) Eng.K4M700/ 701/ 708 (79kW)	3/99-11/02		F		22-0142-2		Gir	Th 18,0	
	99-02		F		23-0517			Ø 280,0 Th 24,0-21,8	Vent.
	3/99-11/02		R		53-0353	53-0353Y	Bdx	203,0x38	Hand Brake
	99-02		R		51-0160		Bdx	Ø 19,05 203,2x39	RAI, +ABS, -ASR
1.6 e (DA0F) Eng.K7M702/ 703 (66kW)	3/96-3/99		F		22-0120-0	22-0120-0K	Gir	Th 18,0	
	96-99		F		23-0110			Ø 238,0 Th 20,0-17,7	Vent.
	3/96-3/99		R		53-0353	53-0353Y	Bdx	203,0x38	Hand Brake
	96-99		R		18-0149	18-0149K		Ø 203,3	
	96-99		R		51-0061		Bdx	Ø 17,46 203,0x38	RAI
1.9 DCi (DA05, DA1F) Eng.F9Q732/ 733 (75-77kW)	2/01-11/02		F		22-0142-2		Gir	Th 18,0	
	01-02		F		23-0517			Ø 280,0 Th 24,0-21,8	Vent.
	2/01-11/02		R		53-0353	53-0353Y	Bdx	203,0x38	+TC, Hand Brake
	01-02		R		18-0149	18-0149K		Ø 203,3	
	01-02		R		51-0160		Bdx	Ø 19,05 203,2x39	RAI, +ABS, -ASR
1.9 DTi (DA0N) Eng.F9Q730/ 731/ 732/ 733/ 734/ 736 (72kW)	3/97-11/02		F		22-0120-0	22-0120-0K	Gir	Th 18,0	
	3/97-11/02		F		22-0142-2		Gir	Th 18,0	
	97-02		F		23-0517			Ø 280,0 Th 24,0-21,8	Vent.
	3/97-11/02		R		53-0353	53-0353Y	Bdx	203,0x38	Hand Brake
	97-02		R		18-0149	18-0149K		Ø 203,3	
	97-02		R		51-0061		Bdx	Ø 17,46 203,0x38	RAI
2.0 (DA0G) Eng.F3R750/ 751 (80-84kW)	3/96-11/02		F		22-0120-0	22-0120-0K	Gir	Th 18,0	
	3/96-11/02		F		22-0142-2		Gir	Th 18,0	
	96-02		F		23-0549			Ø 259,0 Th 20,7-17,7	Vent.
	3/96-11/02		R		53-0353	53-0353Y	Bdx	203,0x38	Hand Brake
	96-02		R		18-0149	18-0149K		Ø 203,3	
96-02		R		51-0061		Bdx	Ø 17,46 203,0x38	RAI	

			SPARE PARTS	F/R	L/R	METELLI ref.	METELLI ref. w/KIT		DIMENSIONS mm.	NOTE
2.0 16v Eng.F4R740/ 741/ 746 (102kW)	1/02-11/02		F			22-0142-2		Gir	Th 18,0	
	1/02-11/02		F			23-0517			Ø 280,0 Th 24,0-21,8	Vent.
2.0 16v (DA0H) Eng.F7R710/ 714 (108kW)	3/96-11/99		F			22-0142-0		Gir	Th 18,0	
	3/96-11/99		R			22-0038-2		Bdx	Th 11,0	
	96-99		F			23-0550			Ø 262,0 Th 22,0-19,8	Vent.
2.0 16v IDE (DA03/P, DA14) Eng.F5R740 (103kW)	11/99-11/02		F			22-0142-2		Gir	Th 18,0	
	11/99-11/02		R			22-0100-2		Gir	Th 16,0	
	99-02		F			23-0517			Ø 280,0 Th 24,0-21,8	Vent.
<b>Megane I (EA0) Cabrio 10/96-11/02</b>										
1.4 16v (EA0D/W,1H/0) Eng.K4J714/750 (70kW)	3/99-11/02		F			22-0142-2		Gir	Th 18,0	
	99-02		F			23-0549			Ø 259,0 Th 20,7-17,7	Vent.
	3/99-11/02		R			53-0353	53-0353Y	Bdx	203,0x38	Hand Brake
	99-02		R			18-0149	18-0149K		Ø 203,3	
1.6 16v (EA0B/4, EA11) Eng.K4M700/ 701/ 708 (79kW)	3/99-11/02		F			22-0142-2		Gir	Th 18,0	
	99-02		F			23-0517			Ø 280,0 Th 24,0-21,8	Vent.
	3/99-11/02		R			53-0353	53-0353Y	Bdx	203,0x38	Hand Brake
	99-02		R			51-0160		Bdx	Ø 19,05 203,2x39	RAI, +ABS, -ASR
1.6 e (EA0F) Eng.K7M702/ 703 (66kW)	10/96-3/99		F			22-0120-0	22-0120-0K	Gir	Th 18,0	
	96-99		F			23-0110			Ø 238,0 Th 20,0-17,7	Vent.
	10/96-3/99		R			53-0353	53-0353Y	Bdx	203,0x38	Hand Brake
	96-99		R			18-0149	18-0149K		Ø 203,3	
	96-99		R			51-0061		Bdx	Ø 17,46 203,0x38	RAI
2.0 (EA0G) Eng.F3R750/ 751 (84kW)	4/97-11/02		F			22-0120-0	22-0120-0K	Gir	Th 18,0	
	4/97-11/02		F			22-0142-2		Gir	Th 18,0	
	97-02		F			23-0549			Ø 259,0 Th 20,7-17,7	Vent.
	4/97-11/02		R			53-0353	53-0353Y	Bdx	203,0x38	Hand Brake
	97-02		R			18-0149	18-0149K		Ø 203,3	
2.0 (EA0G) Eng.F3R791/ 796 (80kW)	3/99-11/02		F			22-0142-2		Gir	Th 18,0	
	99-02		F			23-0549			Ø 259,0 Th 20,7-17,7	Vent.
	3/99-11/02		R			53-0353	53-0353Y	Bdx	203,0x38	Hand Brake
	99-02		R			18-0149	18-0149K		Ø 203,3	
	99-02		R			51-0061		Bdx	Ø 17,46 203,0x38	RAI
2.0 16v Eng.F4R740/ 741/ 746 (102kW)	1/02-11/02		F			22-0142-2		Gir	Th 18,0	
	1/02-11/02		F			23-0517			Ø 280,0 Th 24,0-21,8	Vent.
	1/02-11/02		R			23-0516			Ø 238,0 Th 8,0-7,0	(+o)
	1/02-11/02		R			53-0002	53-0002Y	Bdx	203,2x39	Hand Brake
2.0 16v (EA0H) Eng.F7R710/ 714 (108kW)	10/96-11/99		F			22-0142-0		Gir	Th 18,0	
	10/96-11/99		R			22-0038-2		Bdx	Th 11,0	
	96-99		F			23-0550			Ø 262,0 Th 22,0-19,8	Vent., LHD
	96-99		F			23-0517			Ø 280,0 Th 24,0-21,8	Vent., RHD
	96-99		R			23-0516			Ø 238,0 Th 8,0-7,0	(+o)
	10/96-11/99		R			53-0002	53-0002Y	Bdx	203,2x39	Hand Brake
2.0 16v IDE (EA03/P, EA14) Eng.F5R740 (103kW)	11/99-11/02		F			22-0142-2		Gir	Th 18,0	
	11/99-11/02		R			22-0100-2		Gir	Th 16,0	
	99-02		F			23-0517			Ø 280,0 Th 24,0-21,8	Vent.
	99-02		R			23-0516			Ø 238,0 Th 8,0-7,0	(+o)
11/99-11/02		R			53-0002	53-0002Y	Bdx	203,2x39	Hand Brake	
<b>Megane I (JA0) Scenic 1/97-9/99</b>										
1.4 (JA0E) Eng.E7J764 (52-55kW)	1/97-9/99		F			22-0120-0	22-0120-0K	Gir	Th 18,0	
	97-99		F			23-0082			Ø 238,0 Th 12,0-10,5	
	1/97-9/99		R			53-0002	53-0002Y	Bdx	203,2x39	Hand Brake
	1/97-3/97		R			18-0144			Ø 228,6	
	4/97-99		R			18-0153			Ø 228,6	
1.6 16v Eng.K4M700/ 708 (79kW)	97-99		R			51-0067		Luc	Ø 20,64 228,0x40	LUC
	1/97-9/99		R			53-0002	53-0002Y	Bdx	203,2x39	Hand Brake
	97-99		R			18-0153			Ø 228,6	
	1/97-9/99		F			22-0120-0	22-0120-0K	Gir	Th 18,0	
1.6 e (JA0F) Eng.K7M702/ 703 (66kW)	97-99		F			23-0549			Ø 259,0 Th 20,7-17,7	Vent., M/T
	97-99		F			23-0550			Ø 262,0 Th 22,0-19,8	Vent., A/T
	1/97-9/99		R			53-0002	53-0002Y	Bdx	203,2x39	Hand Brake
	1/97-3/97		R			18-0144			Ø 228,6	
	4/97-99		R			18-0153			Ø 228,6	
1.6 i (JA0L) Eng.K7M720 (55kW)	97-99		R			51-0067		Luc	Ø 20,64 228,0x40	LUC
	1/97-9/99		F			22-0120-0	22-0120-0K	Gir	Th 18,0	
97-99		F			23-0549			Ø 259,0 Th 20,7-17,7	Vent., M/T	







































		Spare Parts	F/R	L/R	METELLI ref.	METELLI ref. w/KIT		DIMENSIONS mm.	NOTE
1.6 i (JA0L) Eng.K7M720 (55kW)	97-99		F		23-0550			Ø 262,0 Th 22,0-19,8	Vent., A/T
	1/97-9/99		R		53-0002	53-0002Y	Bdx	203,2x39	Hand Brake
	1/97-3/97		R		18-0144			Ø 228,6	
	4/97-99		R		18-0153			Ø 228,6	
	97-99		R		51-0067		Luc	Ø 20,64 228,0x40	LUC
1.9 D Eng.F8Q788/ 790 (47-66-68kW)	3/97-9/99		F		22-0120-0	22-0120-0K	Gir	Th 18,0	
	97-98		F		23-0550			Ø 262,0 Th 22,0-19,8	Vent.
	3/97-9/99		R		53-0002	53-0002Y	Bdx	203,2x39	Hand Brake
	97-98		R		18-0153			Ø 228,6	
	97-98		R		51-0067		Luc	Ø 20,64 228,0x40	LUC
1.9 DT (JA0K/Y) Eng.F8Q784/ 786 (66kW)	1/97-9/99		F		22-0142-0		Gir	Th 18,0	
	97-99		F		23-0550			Ø 262,0 Th 22,0-19,8	Vent.
	1/97-9/99		R		53-0002	53-0002Y	Bdx	203,2x39	Hand Brake
	1/97-3/97		R		18-0144			Ø 228,6	
	4/97-99		R		18-0153			Ø 228,6	
1.9 DTi (JA0N) Eng.F9Q730/ 731/ 732/ 733/ 734/ 736 (69-72-75-79kW)	4/97-9/99		F		22-0142-0		Gir	Th 18,0	
	97-99		F		23-0550			Ø 262,0 Th 22,0-19,8	Vent.
	4/97-9/99		R		53-0002	53-0002Y	Bdx	203,2x39	Hand Brake
	97-99		R		18-0153			Ø 228,6	
	97-99		R		51-0067		Luc	Ø 20,64 228,0x40	LUC
2.0 (JA0G) Eng.F3R750/ 751 (84kW)	1/97-9/99		F		22-0142-0		Gir	Th 18,0	
	97-99		F		23-0550			Ø 262,0 Th 22,0-19,8	Vent.
	1/97-3/97		R		18-0144			Ø 228,6	
	4/97-9/98		R		18-0153			Ø 228,6	
	97-99		R		51-0067		Luc	Ø 20,64 228,0x40	LUC
2.0 (JA0G) Eng.F3R796 (80kW)	1/99-9/99		F		22-0142-0		Gir	Th 18,0	
	1/99-9/99		F		23-0550			Ø 262,0 Th 22,0-19,8	Vent.
	1/99-9/99		R		18-0153			Ø 228,6	
<b>Megane I (KA) SW 3/99-11/02</b>									
1.4 16v (KA0D/W,1H/0) Eng.K4J714/750 (70kW)	3/99-11/02		F		22-0142-2		Gir	Th 18,0	
	99-02		F		23-0549			Ø 259,0 Th 20,7-17,7	Vent.
	99-02		R		23-0533			Ø 280,0 Th 24,0-21,8	Vent., SW
	3/99-11/02		R		53-0353	53-0353Y	Bdx	203,0x38	Hand Brake
	99-02		R		18-0149	18-0149K		Ø 203,3	
1.4 e (KA0V) Eng.E7J626 (55kW)	3/99-11/02		F		22-0142-2		Gir	Th 18,0	
	99-02		F		23-0549			Ø 259,0 Th 20,7-17,7	Vent.
	3/99-11/02		R		53-0353	53-0353Y	Bdx	203,0x38	Hand Brake
	99-02		R		18-0149	18-0149K		Ø 203,3	
	1.6 16v (KA0B/4, KA11) Eng.K4M700/ 701/ 704/ 708 (79kW)	3/99-11/02		F		22-0142-2		Gir	Th 18,0
99-02			F		23-0517			Ø 280,0 Th 24,0-21,8	Vent.
99-02			R		23-0516			Ø 238,0 Th 8,0-7,0	(+o)
99-02			R		23-0537			Ø 238,0 Th 8,0-7,0	(-o)
3/99-11/02			R		53-0353	53-0353Y	Bdx	203,0x38	Hand Brake
1.6 e (KA0F) Eng.K7M702/ 703 (66kW)	3/99-11/02		F		22-0142-2		Gir	Th 18,0	
	-02		F		23-0549			Ø 259,0 Th 20,7-17,7	Ch 980924-, Vent.
	99-02		F		23-0110			Ø 238,0 Th 20,0-17,7	Ch -980923, Vent.
	99-02		R		23-0584			Ø 274,0 Th 11,0-9,5	(+o)
	3/99-11/02		R		53-0353	53-0353Y	Bdx	203,0x38	Hand Brake
1.8 16v (KA0S, KA12/A/M/R) Eng.F4P720/ 722 (85-88kW)	3/99-11/02		R		18-0149	18-0149K		Ø 203,3	
	1/01-11/02		F		22-0142-2		Gir	Th 18,0	
	01-02		F		23-0517			Ø 280,0 Th 24,0-21,8	Vent.
	1/01-11/02		R		53-0353	53-0353Y	Bdx	203,0x38	Hand Brake
	01-02		R		18-0148	18-0148K		Ø 203,3	+ABS
1.9 D Eng.F8Q606/ 630/ 662/ 790 (40-44-47kW)	4/99-11/02		F		22-0142-2		Gir	Th 18,0	
	4/99-11/02		R		22-0100-2		Gir	Th 16,0	
	-02		F		23-0110			Ø 238,0 Th 20,0-17,7	Ch 971106-, Vent.
	99-02		F		23-0082			Ø 238,0 Th 12,0-10,5	Ch -971105
	99-02		F		23-0549			Ø 259,0 Th 20,7-17,7	Vent.
	4/99-11/02		R		53-0353	53-0353Y	Bdx	203,0x38	Hand Brake
	99-02		R		18-0149	18-0149K		Ø 203,3	
1.9 DCi (KA05, KA1F) Eng.F9Q732/ 733 (75kW)	1/01-11/02		F		22-0142-2		Gir	Th 18,0	
	1/01-11/02		R		22-0100-2		Gir	Th 16,0	
	01-02		F		23-0517			Ø 280,0 Th 24,0-21,8	Vent.
	01-02		R		23-0516			Ø 238,0 Th 8,0-7,0	(+o)
	01-02		R		23-0537			Ø 238,0 Th 8,0-7,0	(-o)

		Spare Parts	F/R	L/R	METELLI ref.	METELLI ref. w/KIT		DIMENSIONS mm.	NOTE
1.9 DCi (KA05, KA1F) Eng.F9Q732/733 (75kW)	1/01-11/02		R		53-0353	53-0353Y	Bdx	203,0x38	+TC, Hand Brake
	01-02		R		18-0153			Ø 228,6	
1.9 DTi (KA0N) Eng.F9Q731/ 736 (72kW)	3/99-2/01		F		22-0142-2		Gir	Th 18,0	
	3/99-2/01		R		22-0100-2		Gir	Th 16,0	
	99-01		F		23-0549			Ø 259,0 Th 20,7-17,7	Vent.
	99-01		R		23-0584			Ø 274,0 Th 11,0-9,5	(+o)
	3/99-2/01		R		53-0353	53-0353Y	Bdx	203,0x38	Hand Brake
	99-01		R		18-0149	18-0149K		Ø 203,3	
1.9 DTi (KA1U) Eng.F9Q744 (59kW)	1/01-11/02		F		22-0142-2		Gir	Th 18,0	
	1/01-11/02		R		22-0100-2		Gir	Th 16,0	
	01-02		F		23-0517			Ø 280,0 Th 24,0-21,8	Vent.
	01-02		R		23-0516			Ø 238,0 Th 8,0-7,0	(+o)
	1/01-11/02		R		53-0353	53-0353Y	Bdx	203,0x38	Hand Brake
	01-02		R		18-0149	18-0149K		Ø 203,3	
<b>Megane I (LA) Classic 9/96-11/02</b>									
1.4 16v (LA0D/W, 1H/0) Eng.K4J714/750 (70kW)	3/99-11/02		F		22-0142-2		Gir	Th 18,0	
	3/99-02		F		23-0549			Ø 259,0 Th 20,7-17,7	Vent.
	3/99-11/02		R		53-0353	53-0353Y	Bdx	203,0x38	Hand Brake
	3/99-02		R		18-0149	18-0149K		Ø 203,3	
1.4 e (LA0E/V) Eng.E7J626/ 764 (52-55kW)	9/96-11/02		F		22-0120-0	22-0120-0K	Gir	Th 18,0	
	9/96-11/02		F		22-0142-2		Gir	Th 18,0	
	96-02		F		23-0549			Ø 259,0 Th 20,7-17,7	Vent.
	9/96-11/02		R		53-0353	53-0353Y	Bdx	203,0x38	Hand Brake
1.6 16v (LA04/B, LA11/C/J) Eng.K4M700/ 701/ 708 (70-79-83kW)	96-02		R		18-0149	18-0149K		Ø 203,3	
	96-02		R		51-0160		Bdx	Ø 19,05 203,2x39	RAI, +ABS, -ASR
	3/99-11/02		F		22-0142-2		Gir	Th 18,0	
	3/99-02		F		23-0517			Ø 280,0 Th 24,0-21,8	Vent.
1.6 e (LA0F/S) Eng.K7M702/ 703/ 790 (66kW)	3/99-02		R		23-0516			Ø 238,0 Th 8,0-7,0	(+o)
	3/99-02		R		23-0537			Ø 238,0 Th 8,0-7,0	(-o)
	3/99-11/02		R		53-0353	53-0353Y	Bdx	203,0x38	Hand Brake
	3/99-02		R		18-0149	18-0149K		Ø 203,3	
	99-02		R		51-0160		Bdx	Ø 19,05 203,2x39	RAI, +ABS, -ASR
	96-02		R		51-0160		Bdx	Ø 19,05 203,2x39	RAI, +ABS, -ASR
1.6 i (LA0L) Eng.K7M720 (55kW)	96-02		R		51-0160		Bdx	Ø 19,05 203,2x39	RAI, +ABS, -ASR
	96-3/99		F		22-0120-0	22-0120-0K	Gir	Th 18,0	
	96-99		F		23-0110			Ø 238,0 Th 20,0-17,7	Ch -980923, Vent.
	96-99		F		23-0549			Ø 259,0 Th 20,7-17,7	Ch 980924-, Vent.
1.8 16v (LA06, LA12/A/M/R) Eng.F4P720/ 722 (85-88kW)	9/96-3/99		R		53-0353	53-0353Y	Bdx	203,0x38	Hand Brake
	96-99		R		18-0149	18-0149K		Ø 203,3	
	9/96-3/99		R		18-0149	18-0149K		Ø 203,3	
	96-99		R		18-0149	18-0149K		Ø 203,3	
	1/01-11/02		F		22-0142-2		Gir	Th 18,0	
	01-02		F		23-0517			Ø 280,0 Th 24,0-21,8	Vent.
1.9 D (LA0A/U) Eng.F8Q620/ 624 (47-66-68kW)	1/01-11/02		R		53-0353	53-0353Y	Bdx	203,0x38	Hand Brake
	01-02		R		18-0148	18-0148K		Ø 203,3	+ABS
	01-02		R		51-0160		Bdx	Ø 19,05 203,2x39	RAI, +ABS, -ASR
	9/96-11/02		F		22-0120-0	22-0120-0K	Gir	Th 18,0	
	9/96-11/02		F		22-0142-2		Gir	Th 18,0	
	96-99		F		23-0082			Ø 238,0 Th 12,0-10,5	Ch -971105
1.9 DCi (LA05, LA1F) Eng.F9Q732/ 733/ 738 (75kW)	96-99		F		23-0110			Ø 238,0 Th 20,0-17,7	Ch 971106-, Vent.
	99-02		F		23-0549			Ø 259,0 Th 20,7-17,7	Vent.
	9/96-11/02		R		53-0353	53-0353Y	Bdx	203,0x38	Hand Brake
	96-02		R		18-0149	18-0149K		Ø 203,3	
	2/01-11/02		F		22-0120-0	22-0120-0K	Gir	Th 18,0	
	2/01-11/02		F		22-0142-2		Gir	Th 18,0	
1.9 DT (LA0K/Y) Eng.F8Q784/ 786 (66kW)	01-02		F		23-0517			Ø 280,0 Th 24,0-21,8	Vent.
	01-02		R		23-0516			Ø 238,0 Th 8,0-7,0	(+o)
	01-02		R		23-0537			Ø 238,0 Th 8,0-7,0	(-o)
	2/01-11/02		R		53-0353	53-0353Y	Bdx	203,0x38	+TC, Hand Brake
	01-02		R		51-0160		Bdx	Ø 19,05 203,2x39	RAI, +ABS, -ASR
	9/96-11/02		F		22-0120-0	22-0120-0K	Gir	Th 18,0	
1.9 DT (LA0K/Y) Eng.F8Q784/ 786 (66kW)	9/96-11/02		F		22-0142-2		Gir	Th 18,0	
	96-02		F		23-0549			Ø 259,0 Th 20,7-17,7	Vent.
	9/96-11/02		R		53-0353	53-0353Y	Bdx	203,0x38	Hand Brake
	96-02		R		18-0149	18-0149K		Ø 203,3	








































		Spare Parts	F/R	L/R	METELLI ref.	METELLI ref. w/KIT		DIMENSIONS mm.	NOTE
1.9 DTi (LA08/N) Eng.F9Q730/ 731/ 734/ 736 (60-69-72-74-75-77-79-81-88-96kW)	3/97-2/01		F		22-0120-0	22-0120-0K	Gir	Th 18,0	
	3/97-2/01		F		22-0142-2		Gir	Th 18,0	
	97-01		F		23-0549			Ø 259,0 Th 20,7-17,7	Vent.
	3/97-2/01		R		53-0353	53-0353Y	Bdx	203,0x38	Hand Brake
	97-01		R		18-0149	18-0149K		Ø 203,3	
1.9 DTi (LA1U) Eng.F9Q744 (47-48-59-66-68kW)	2/01-11/02		F		22-0142-2		Gir	Th 18,0	
	01-02		F		23-0517			Ø 280,0 Th 24,0-21,8	Vent.
	01-02		R		23-0516			Ø 238,0 Th 8,0-7,0	(+o)
	2/01-11/02		R		53-0353	53-0353Y	Bdx	203,0x38	Hand Brake
	01-02		R		18-0149	18-0149K		Ø 203,3	
1.9 TDi Eng.F8Q784 (69kW)	9/96-11/02		F		22-0120-0	22-0120-0K	Gir	Th 18,0	
	9/96-11/02		F		22-0142-2		Gir	Th 18,0	
	96-02		F		23-0549			Ø 259,0 Th 20,7-17,7	Vent.
	9/96-11/02		R		53-0353	53-0353Y	Bdx	203,0x38	Hand Brake
	96-02		R		18-0149	18-0149K		Ø 203,3	
2.0 (LA07/G) Eng.F3R750/ 751/ 752 (80-83-84kW)	9/96-11/02		F		22-0120-0	22-0120-0K	Gir	Th 18,0	
	9/96-11/02		F		22-0142-2		Gir	Th 18,0	
	9/96-02		F		23-0549			Ø 259,0 Th 20,7-17,7	Vent.
	9/96-11/02		R		53-0353	53-0353Y	Bdx	203,0x38	Hand Brake
	9/96-02		R		18-0149	18-0149K		Ø 203,3	
1.4 16v (BM0B, CM0B) Eng.K4J730 (70-72kW)	11/02-		F		22-0543-0		Bosch	Th 18,0	
	11/02-		R		22-0100-2		Gir	Th 16,0	
	11/02-		F		23-0641			Ø 260,0 Th 22,0-19,8	Vent.
	11/02-		R		23-0722			Ø 240,0 Th 8,0-7,0	(+o)
	11/02-10/08		R		53-0353	53-0353Y	Bdx	203,0x38	Hand Brake
1.4 16v (Exc. SW) Eng.K4J732 (60-70-72kW)	10/03-		F		22-0781-0		Bosch	Th 17,5	
	10/03-		R		22-0100-2		Gir	Th 16,0	
	03-		F		23-0641			Ø 260,0 Th 22,0-19,8	Vent.
	03-		R		23-0722			Ø 240,0 Th 8,0-7,0	(+o)
	10/03-10/08		R		53-0353	53-0353Y	Bdx	203,0x38	Hand Brake
1.5 DCi Eng.K9K728/ 729 (74kW)	-05		F		22-0544-0		Bosch	Th 18,0	
	05-		F		22-0335-1		Ate	Th 18,0	
	10/03-		R		22-0100-2		Gir	Th 16,0	
	03-		F		23-0517			Ø 280,0 Th 24,0-21,8	Vent.
	03-		R		23-0722			Ø 240,0 Th 8,0-7,0	(+o)
1.5 DCi Eng.K9K734 (76kW)	10/03-10/08		R		53-0353	53-0353Y	Bdx	203,0x38	Hand Brake
	1/07-10/08		F		22-0335-1		Ate	Th 18,0	
	1/07-10/08		R		22-0100-2		Gir	Th 16,0	
	1/07-10/08		F		23-0517			Ø 280,0 Th 24,0-21,8	Vent.
	1/07-10/08		R		23-0722			Ø 240,0 Th 8,0-7,0	(+o)
1.5 DCi (BM0F, CM0F) Eng.K9K702/ 710/ 722 (60kW)	1/07-10/08		R		53-0353	53-0353Y	Bdx	203,0x38	Hand Brake
	-05		F		22-0544-0		Bosch	Th 18,0	
	05-		F		22-0335-1		Ate	Th 18,0	
	11/02-		R		22-0100-2		Gir	Th 16,0	
	11/02-		F		23-0517			Ø 280,0 Th 24,0-21,8	Vent.
11/02-		R		23-0722			Ø 240,0 Th 8,0-7,0	(+o)	
1.5 DCi, Coupé, Cabrio Eng.K9K724 (63kW)	11/02-10/08		R		53-0353	53-0353Y	Bdx	203,0x38	Hand Brake
	-05		F		22-0544-0		Bosch	Th 18,0	
	05-		F		22-0335-1		Ate	Th 18,0	
	5/05-		R		22-0100-2		Gir	Th 16,0	
	05-		F		23-0517			Ø 280,0 Th 24,0-21,8	Vent.
05-		R		23-0722			Ø 240,0 Th 8,0-7,0	(+o)	
1.5 DCi, Coupé, Cabrio Eng.K9K764/ 732 (78kW)	5/05-10/08		R		53-0353	53-0353Y	Bdx	203,0x38	Hand Brake
	-05		F		22-0544-0		Bosch	Th 18,0	
	05-		F		22-0335-1		Ate	Th 18,0	
	5/05-		R		22-0100-2		Gir	Th 16,0	
	05-		F		23-0517			Ø 280,0 Th 24,0-21,8	Vent.
05-		R		23-0722			Ø 240,0 Th 8,0-7,0	(+o)	
1.6 (75kW)	9/03-11/08		R		53-0353	53-0353Y	Bdx	203,0x38	Hand Brake
1.6 (77kW)	5/05-10/08		R		53-0353	53-0353Y	Bdx	203,0x38	Hand Brake
1.6 16v GPL Eng.K4M764 (77kW)	11/06-10/08		R		53-0353	53-0353Y	Bdx	203,0x38	Hand Brake

		Spare Parts	F/R	L/R	METELLI ref.	METELLI ref. w/KIT		DIMENSIONS mm.	NOTE
1.6 16v, Coupé, Cabrio (BM0C, CM0C) Eng.K4M760/ 761 (70-79-82-83kW)	-05	F	F		22-0544-0		Bosch	Th 18,0	
	05-		F		22-0335-1		Ate	Th 18,0	
	11/02-		R		22-0100-2		Gir	Th 16,0	
	11/02-	F	F		23-0517			Ø 280,0 Th 24,0-21,8	Vent.
	11/02-		R		23-0722			Ø 240,0 Th 8,0-7,0	(+o)
	11/02-10/08	R			53-0353	53-0353Y	Bdx	203,0x38	Hand Brake
1.9 DCi (66kW)	02-05	F	F		22-0544-0		Bosch	Th 18,0	
	02-05		R		22-0100-2		Gir	Th 16,0	
	02-05		F		23-0517			Ø 280,0 Th 24,0-21,8	Vent.
	02-05	R	F		23-0722			Ø 240,0 Th 8,0-7,0	(+o)
	02-05		R		53-0353	53-0353Y	Bdx	203,0x38	Hand Brake
	1.9 DCi Eng.F9Q800 (88kW)	03-05	F	F		22-0544-0		Bosch	Th 18,0
05-		F			22-0335-1		Ate	Th 18,0	
03-		R			22-0100-2		Gir	Th 16,0	
05-		F	F		23-0517			Ø 280,0 Th 24,0-21,8	Vent.
03-			R		23-0722			Ø 240,0 Th 8,0-7,0	(+o)
9/03-10/08		R			53-0353	53-0353Y	Bdx	203,0x38	Hand Brake
1.9 DCi Eng.F9Q808 (68kW)	-05	F	F		22-0544-0		Bosch	Th 18,0	
	05-		F		22-0335-1		Ate	Th 18,0	
	3/04-		R		22-0100-2		Gir	Th 16,0	
	04-	F	F		23-0517			Ø 280,0 Th 24,0-21,8	Vent.
	3/04-		R		23-0722			Ø 240,0 Th 8,0-7,0	(+o)
	3/04-10/08	R			53-0353	53-0353Y	Bdx	203,0x38	Hand Brake
1.9 DCi, Coupé, Cabrio Eng.F9Q (81kW)	-05	F	F		22-0544-0		Bosch	Th 18,0	
	05-		F		22-0335-1		Ate	Th 18,0	
	5/05-		R		22-0100-2		Gir	Th 16,0	
	05-	F	F		23-0517			Ø 280,0 Th 24,0-21,8	Vent.
	05-		R		23-0722			Ø 240,0 Th 8,0-7,0	(+o)
	5/05-10/08	R			53-0353	53-0353Y	Bdx	203,0x38	Hand Brake
1.9 DCi, Coupé, Cabrio Eng.F9Q803/ 804 (96kW)	-05	F	F		22-0544-0		Bosch	Th 18,0	
	05-		F		22-0335-1		Ate	Th 18,0	
	5/05-		R		22-0100-2		Gir	Th 16,0	
	05-	F	F		23-0517			Ø 280,0 Th 24,0-21,8	Vent.
	05-		R		23-0722			Ø 240,0 Th 8,0-7,0	(+o)
	5/05-10/08	R			53-0353	53-0353Y	Bdx	203,0x38	Hand Brake
1.9 DCi, Coupé, Cabrio (BM0G, CM0G) Eng.F9Q730/ 731/ 734/ 736/ 800 (60-75-77-88kW)	-05	F	F		22-0544-0		Bosch	Th 18,0	
	05-		F		22-0335-1		Ate	Th 18,0	
	11/02-		R		22-0100-2		Gir	Th 16,0	
	11/02-	F	F		23-0517			Ø 280,0 Th 24,0-21,8	Vent.
	11/02-		R		23-0722			Ø 240,0 Th 8,0-7,0	(+o)
	11/02-10/08	R			53-0353	53-0353Y	Bdx	203,0x38	Hand Brake
2.0 16v T., Coupé, Cabrio (Exc. SW) Eng.F4R776 (120kW)	-05	F	F		22-0544-0		Bosch	Th 18,0	
	05-		F		22-0335-1		Ate	Th 18,0	
	5/04-		R		22-0100-2		Gir	Th 16,0	
	04-	F	F		23-0517			Ø 280,0 Th 24,0-21,8	Vent.
	04-		R		23-0722			Ø 240,0 Th 8,0-7,0	(+o)
	5/04-10/08	R			53-0353	53-0353Y	Bdx	203,0x38	Hand Brake
2.0 16v, Coupé, Cabrio (BM0U, CM0U) Eng.F4R770/ 771 (99kW)	-05	F	F		22-0544-0		Bosch	Th 18,0	
	05-		F		22-0335-1		Ate	Th 18,0	
	11/02-		R		22-0100-2		Gir	Th 16,0	
	11/02-	F	F		23-0517			Ø 280,0 Th 24,0-21,8	Vent.
	11/02-		R		23-0722			Ø 240,0 Th 8,0-7,0	(+o)
	11/02-10/08	R			53-0353	53-0353Y	Bdx	203,0x38	Hand Brake
2.0 DCi Eng.M9R724 (127kW)	9/07-	F	F		22-0651-0		Bre	Th 15,0	
	9/07-		R		22-0337-0		Ate	Th 16,5	
	9/07-	F	F		23-0517			Ø 280,0 Th 24,0-21,8	Vent.
	9/07-		R		23-0722			Ø 240,0 Th 8,0-7,0	(+o)
2.0 DCi, Coupé, Cabrio Eng.M9R700 (110kW)	9/05-	F	F		22-0335-1		Ate	Th 18,0	
	9/05-		R		22-0100-2		Gir	Th 16,0	
	05-	F	F		23-0517			Ø 280,0 Th 24,0-21,8	Vent.
	05-		R		23-0722			Ø 240,0 Th 8,0-7,0	(+o)
2.0 Renault Sport (Exc. SW) Eng.F4R774 (165kW)	5/04-	F	F		22-0651-0		Bre	Th 15,0	
	5/04-		R		22-0337-0		Ate	Th 16,5	
<b>Megane III Coupé 11/08-</b>									
1.4 Eng.H4J700 (96kW)	09-	F	F		22-0817-0		Ate	Th 18,0	
	09-		R		22-0100-2		Gir	Th 16,0	
	09-		R		22-0818-0		Gir	Th 16,0	w/EPB










































		Spare Parts	F/R	L/R	METELLI ref.	METELLI ref. w/KIT		DIMENSIONS mm.	NOTE
1.4 Eng.H4J700 (96kW)	09-		F		23-0981			Ø 280,0 Th 24,0-22,0	Vent.
1.5 DCi Eng.K9K834 (66kW)	08-		F		22-0817-0		Ate	Th 18,0	
	08-		R		22-0100-2		Gir	Th 16,0	
	08-		R		22-0818-0		Gir	Th 16,0	w/EPB
	08-		F		23-0981			Ø 280,0 Th 24,0-22,0	Vent.
1.5 DCi Eng.K9K836 (81kW)	09-		F		22-0817-0		Ate	Th 18,0	
	09-		R		22-0100-2		Gir	Th 16,0	
	09-		R		22-0818-0		Gir	Th 16,0	w/EPB
	09-		F		23-0981			Ø 280,0 Th 24,0-22,0	Vent.
1.6 Eng.K4M848 (74kW)	08-		F		22-0817-0		Ate	Th 18,0	
	08-		R		22-0100-2		Gir	Th 16,0	
	08-		R		22-0818-0		Gir	Th 16,0	w/EPB
	08-		F		23-0981			Ø 280,0 Th 24,0-22,0	Vent.
1.6 16v Eng.K4M866 (81kW)	08-		F		22-0817-0		Ate	Th 18,0	
	08-		R		22-0100-2		Gir	Th 16,0	
	08-		R		22-0818-0		Gir	Th 16,0	w/EPB
	08-		F		23-0981			Ø 280,0 Th 24,0-22,0	Vent.
1.9 DCi Eng.F9Q870/ 872 (96kW)	08-		F		22-0817-0		Ate	Th 18,0	
	08-		R		22-0100-2		Gir	Th 16,0	
	08-		R		22-0818-0		Gir	Th 16,0	w/EPB
	08-		F		23-0981			Ø 280,0 Th 24,0-22,0	Vent.
2.0 16v Eng.F4R870 (132kW)	08-		R		22-0100-2		Gir	Th 16,0	
	08-		R		22-0818-0		Gir	Th 16,0	w/EPB
	08-		F		23-0942			Ø 296,0 Th 26,0-23,4	Vent.
2.0 16v Eng.M4R711 (103kW)	08-		R		22-0100-2		Gir	Th 16,0	
	08-		R		22-0818-0		Gir	Th 16,0	w/EPB
	08-		F		23-0981			Ø 280,0 Th 24,0-22,0	Vent.
2.0 DCi Eng.M9R610 (110kW)	09-		R		22-0100-2		Gir	Th 16,0	
	09-		R		22-0818-0		Gir	Th 16,0	w/EPB
	09-		F		23-0942			Ø 296,0 Th 26,0-23,4	Vent.
2.0 DCi Eng.M9R615 (118kW)	09-		R		22-0100-2		Gir	Th 16,0	
	09-		R		22-0818-0		Gir	Th 16,0	w/EPB
	09-		F		23-0942			Ø 296,0 Th 26,0-23,4	Vent.
<b>Megane III, SW 11/08-</b>									
1.4 16v Eng.H4J700 (96kW)	09-		F		22-0817-0		Ate	Th 18,0	
	09-		R		22-0100-2		Gir	Th 16,0	
	09-		R		22-0818-0		Gir	Th 16,0	w/EPB
	09-		F		23-0981			Ø 280,0 Th 24,0-22,0	Vent.
1.5 DCi Eng.K9K832 (78kW)	09-		F		22-0817-0		Ate	Th 18,0	
	09-		R		22-0100-2		Gir	Th 16,0	
	09-		R		22-0818-0		Gir	Th 16,0	w/EPB
	09-		F		23-0981			Ø 280,0 Th 24,0-22,0	Vent.
1.5 DCi Eng.K9K834 (66kW)	08-		F		22-0817-0		Ate	Th 18,0	
	08-		R		22-0100-2		Gir	Th 16,0	
	08-		R		22-0818-0		Gir	Th 16,0	w/EPB
	08-		F		23-0981			Ø 280,0 Th 24,0-22,0	Vent.
1.5 DCi Eng.K9K836 (81kW)	08-		F		22-0817-0		Ate	Th 18,0	
	08-		R		22-0100-2		Gir	Th 16,0	
	08-		R		22-0818-0		Gir	Th 16,0	w/EPB
	08-		F		23-0981			Ø 280,0 Th 24,0-22,0	Vent.
1.6 Eng.K4M848 (74kW)	08-		F		22-0817-0		Ate	Th 18,0	
	08-		R		22-0100-2		Gir	Th 16,0	
	08-		R		22-0818-0		Gir	Th 16,0	w/EPB
	08-		F		23-0981			Ø 280,0 Th 24,0-22,0	Vent.
1.6 16v Eng.K4M (77kW)	08-		F		22-0817-0		Ate	Th 18,0	
	08-		R		22-0100-2		Gir	Th 16,0	
	08-		R		22-0818-0		Gir	Th 16,0	w/EPB
	08-		F		23-0981			Ø 280,0 Th 24,0-22,0	Vent.
1.6 16v Eng.K4M824 (81kW)	08-		F		22-0817-0		Ate	Th 18,0	
	08-		R		22-0100-2		Gir	Th 16,0	
	08-		R		22-0818-0		Gir	Th 16,0	w/EPB
	08-		F		23-0981			Ø 280,0 Th 24,0-22,0	Vent.
1.9 dCi Eng.F9Q870/ 872 (96kW)	08-		F		22-0817-0		Ate	Th 18,0	
	08-		R		22-0100-2		Gir	Th 16,0	
	08-		R		22-0818-0		Gir	Th 16,0	w/EPB
	08-		F		23-0981			Ø 280,0 Th 24,0-22,0	Vent.

2.0 16v Eng.F4R870 (132kW)	09-	R		22-0100-2		Gir	Th 16,0	
	09-	R		22-0818-0		Gir	Th 16,0	w/EPB
	09-	F		23-0942			Ø 296,0 Th 26,0-23,4	Vent.
2.0 16v Eng.M4R704 (103kW)	08-	R		22-0100-2		Gir	Th 16,0	
	08-	R		22-0818-0		Gir	Th 16,0	w/EPB
	08-	F		23-0981			Ø 280,0 Th 24,0-22,0	Vent.
2.0 DCi Eng.M9R610 (110kW)	09-	R		22-0100-2		Gir	Th 16,0	
	09-	R		22-0818-0		Gir	Th 16,0	w/EPB
	09-	F		23-0942			Ø 296,0 Th 26,0-23,4	Vent.
2.0 DCi Eng.M9R615 (118kW)	09-	R		22-0100-2		Gir	Th 16,0	
	09-	R		22-0818-0		Gir	Th 16,0	w/EPB
	09-	F		23-0942			Ø 296,0 Th 26,0-23,4	Vent.
<b>Modus 12/04-</b>								
1.2 16v Eng.D4F740 (48kW)	5/05-	F		22-0485-0		Gir	Th 17,5	
	06-	F		23-0641			Ø 260,0 Th 22,0-19,8	Vent.
	06-	R		23-0722			Ø 240,0 Th 8,0-7,0	(+)
	5/05-	R		53-0290		Ap	203,0x38	Hand Brake
	04-	R		18-0381	18-0381K		Ø 203,3	
	05-	R		51-0231		Ap	Ø 19,05 203,0x38	AP
1.2 16v Eng.D4F740 (55kW)	12/04-	F		22-0485-0		Gir	Th 17,5	
	9/04-	F		23-0641			Ø 260,0 Th 22,0-19,8	Vent.
	04-	R		23-0722			Ø 240,0 Th 8,0-7,0	(+), +ESP
	12/04-	R		53-0290		Ap	203,0x38	Hand Brake
	04-	R		18-0381	18-0381K		Ø 203,3	
	05-	R		51-0231		Ap	Ø 19,05 203,0x38	AP
1.2 16v Eng.D4F764 (58kW)	06-	F		22-0485-0		Gir	Th 17,5	
	06-	F		23-0641			Ø 260,0 Th 22,0-19,8	Vent.
	06-	R		23-0722			Ø 240,0 Th 8,0-7,0	(+)
	06-	R		53-0290		Ap	203,0x38	Hand Brake
	06-	R		18-0381	18-0381K		Ø 203,3	
	06-	R		51-0231		Ap	Ø 19,05 203,0x38	AP
1.2 16v TCE Eng.D4F784 (74kW)	07-	F		22-0485-0		Gir	Th 17,5	
	07-	F		23-0641			Ø 260,0 Th 22,0-19,8	Vent.
	07-	R		23-0722			Ø 240,0 Th 8,0-7,0	(+)
	07-	R		53-0290		Ap	203,0x38	Hand Brake
	07-	R		18-0381	18-0381K		Ø 203,3	
	07-	R		51-0231		Ap	Ø 19,05 203,0x38	AP
1.4 16v Eng.K4J770 (72kW)	12/04-	F		22-0485-0		Gir	Th 17,5	
	12/04-	R		22-0100-2		Gir	Th 16,0	
	9/04-	F		23-0641			Ø 260,0 Th 22,0-19,8	Vent.
	9/04-	R		23-0722			Ø 240,0 Th 8,0-7,0	(+), +ESP
	12/04-	R		53-0290		Ap	203,0x38	Hand Brake
	04-	R		18-0381	18-0381K		Ø 203,3	
1.5 DCi Eng.K9K750 (63kW)	12/04-	F		22-0485-0		Gir	Th 17,5	
	9/04-	F		23-0641			Ø 260,0 Th 22,0-19,8	Vent.
	9/04-	R		23-0722			Ø 240,0 Th 8,0-7,0	(+), +ESP
	12/04-	R		53-0290		Ap	203,0x38	Hand Brake
	04-	R		18-0381	18-0381K		Ø 203,3	
	05-	R		51-0231		Ap	Ø 19,05 203,0x38	AP
1.5 DCi Eng.K9K752 (48kW)	1/06-	F		22-0485-0		Gir	Th 17,5	
	06-	F		23-0641			Ø 260,0 Th 22,0-19,8	Vent.
	1/06-	R		53-0290		Ap	203,0x38	Hand Brake
	06-	R		18-0381	18-0381K		Ø 203,3	
	05-	R		51-0231		Ap	Ø 19,05 203,0x38	AP
	1.5 DCi Eng.K9K752 (50kW)	9/04-	F		23-0641			Ø 260,0 Th 22,0-19,8
04-		R		23-0722			Ø 240,0 Th 8,0-7,0	(+), +ESP
12/04-		R		53-0290		Ap	203,0x38	Hand Brake
04-		R		18-0381	18-0381K		Ø 203,3	
05-		R		51-0231		Ap	Ø 19,05 203,0x38	AP
1.5 DCi Eng.K9K764 (78kW)		05-	F		22-0485-0		Gir	Th 17,5
	05-	R		22-0100-2		Gir	Th 16,0	
	05-	F		23-0641			Ø 260,0 Th 22,0-19,8	Vent.
	05-	R		23-0722			Ø 240,0 Th 8,0-7,0	(+), +ESP
	5/05-	R		53-0290		Ap	203,0x38	Hand Brake
	05-	R		18-0381	18-0381K		Ø 203,3	
05-	R		51-0231		Ap	Ø 19,05 203,0x38	AP	
















































		Spare Parts	F/R	L/R	METELLI ref.	METELLI ref. w/KIT		DIMENSIONS mm.	NOTE
1.5 DCi Eng.K9K772 (76kW)	1/06-		F		22-0485-0		Gir	Th 17,5	
	1/06-		R		22-0100-2		Gir	Th 16,0	
	06-		F		23-0641			Ø 260,0 Th 22,0-19,8	Vent.
	06-		R		23-0722			Ø 240,0 Th 8,0-7,0	(+), +ESP
	1/06-		R		53-0290		Ap	203,0x38	Hand Brake
	06-		R		18-0381	18-0381K		Ø 203,3	
	05-		R		51-0231		Ap	Ø 19,05 203,0x38	AP
1.6 Eng.K4M794 (65kW)	12/04-		F		22-0485-0		Gir	Th 17,5	
	12/04-		R		22-0100-2		Gir	Th 16,0	
	9/04-		F		23-0641			Ø 260,0 Th 22,0-19,8	Vent.
	9/04-		R		23-0722			Ø 240,0 Th 8,0-7,0	(+)
	12/04-		R		53-0290		Ap	203,0x38	Hand Brake
	05-		R		51-0231		Ap	Ø 19,05 203,0x38	AP
	1.6 16v Eng.K4M790 (82kW)	12/04-		F		22-0485-0		Gir	Th 17,5
12/04-		R			22-0100-2		Gir	Th 16,0	
9/04-			F		23-0641			Ø 260,0 Th 22,0-19,8	Vent.
9/04-			R		23-0722			Ø 240,0 Th 8,0-7,0	(+)
12/04-			R		53-0290		Ap	203,0x38	Hand Brake
04-			R		18-0381	18-0381K		Ø 203,3	
05-			R		51-0231		Ap	Ø 19,05 203,0x38	AP
<b>R11 (B/C37) 3/83-12/90</b>									
1.1 (B/C371) Eng.C1E715/ 720 (25-33-35kW)	3/83-12/90		F		22-0037-0		Bdx	Th 18,0	
	3/83-12/90		F		22-0120-0	22-0120-0K	Gir	Th 18,0	
	83-86		F		23-0082			Ø 238,0 Th 12,0-10,5	
	3/83-12/90		R		53-0343	53-0343K	Bdx	180,0x42	
	3/83-12/90		R			53-0343Y	Bdx	180,0x42	
	3/83-12/90		R		53-0345	53-0345Y	Bdx	180,0x42	Hand Brake
	3/83-12/90		R		53-0344		Luc	180,0x42	Hand Brake
	83-90		R		18-0142	18-0142K		Ø 180,2	
	83-6/86		R		51-0011		Bdx	Ø 17,46 180,0x40	RAD
	83-6/86		R		51-0059		Luc	Ø 17,78 180,0x40	RAI
1.2 (B/C37S) Eng.C1G700/ 710 (40kW)	10/84-12/90		F		22-0037-0		Bdx	Th 18,0	
	10/84-12/90		F		22-0120-0	22-0120-0K	Gir	Th 18,0	
	84-88		F		23-0082			Ø 238,0 Th 12,0-10,5	
	10/84-12/90		R		53-0343	53-0343K	Bdx	180,0x42	
	10/84-12/90		R			53-0343Y	Bdx	180,0x42	
	10/84-12/90		R		53-0345	53-0345Y	Bdx	180,0x42	Hand Brake
	10/84-12/90		R		53-0344		Luc	180,0x42	Hand Brake
	84-90		R		18-0142	18-0142K		Ø 180,2	
	84-9/86		R		51-0022		Bdx	Ø 22,00 180,0x40	RAD
	84-9/86		R		51-0042		Luc	Ø 22,22 180,0x40	RAI
1.4 (B/C372, B/C37C) Eng.C1J715 (35-43-44kW)	3/83-12/90		F		22-0037-0		Bdx	Th 18,0	
	3/83-12/90		F		22-0120-0	22-0120-0K	Gir	Th 18,0	
	83-88		F		23-0082			Ø 238,0 Th 12,0-10,5	
	3/83-12/90		R		53-0343	53-0343K	Bdx	180,0x42	
	3/83-12/90		R			53-0343Y	Bdx	180,0x42	
	3/83-12/90		R		53-0345	53-0345Y	Bdx	180,0x42	Hand Brake
	3/83-12/90		R		53-0344		Luc	180,0x42	Hand Brake
	86-90		R		18-0142	18-0142K		Ø 180,2	
	83-9/86		R		51-0022		Bdx	Ø 22,00 180,0x40	RAD
	83-9/86		R		51-0042		Luc	Ø 22,22 180,0x40	RAI
1.4 (B/C372/373) Eng.C2J717/ 755 (43-46-50-53kW)	5/83-12/90		F		22-0037-0		Bdx	Th 18,0	
	5/83-12/90		F		22-0120-0	22-0120-0K	Gir	Th 18,0	
	83-90		F		23-0082			Ø 238,0 Th 12,0-10,5	
	5/83-12/90		R		53-0343	53-0343K	Bdx	180,0x42	
	5/83-12/90		R			53-0343Y	Bdx	180,0x42	
	5/83-12/90		R		53-0345	53-0345Y	Bdx	180,0x42	Hand Brake
	5/83-12/90		R		53-0344		Luc	180,0x42	Hand Brake
	83-90		R		18-0142	18-0142K		Ø 180,2	Incl. Spain
	83-9/86		R		51-0022		Bdx	Ø 22,00 180,0x40	RAD
	83-9/86		R		51-0042		Luc	Ø 22,22 180,0x40	RAI
1.4 (B/C372/373) Eng.C2J718/ 757 (43-46-50-53kW)	3/83-12/90		F		22-0037-0		Bdx	Th 18,0	
	3/83-12/90		F		22-0120-0	22-0120-0K	Gir	Th 18,0	
	83-90		F		23-0082			Ø 238,0 Th 12,0-10,5	
	3/83-12/90		R		53-0343	53-0343K	Bdx	180,0x42	
	3/83-12/90		R			53-0343Y	Bdx	180,0x42	
	3/83-12/90		R		53-0345	53-0345Y	Bdx	180,0x42	Hand Brake



		Spare Parts	F/R	L/R	METELLI ref.	METELLI ref. w/KIT		DIMENSIONS mm.	NOTE	
1.4 (B/C372/373) Eng.C2J718/ 757 (43-46-50-53kW)	3/83-12/90		R		53-0344		Luc	180,0x42	Hand Brake	
	83-90		R		18-0142	18-0142K		Ø 180,2	Incl. Spain	
	83-9/86		R		51-0022		Bdx	Ø 22,00 180,0x40	RAD	
	83-9/86		R		51-0042		Luc	Ø 22,22 180,0x40	RAI	
1.4 (B/C37A/C/R) Eng.C2J720/ 730/ 766/ 767/ 768 (43-46-50-53kW)	3/83-12/90		F		22-0037-0		Bdx	Th 18,0		
	3/83-12/90		F		22-0120-0	22-0120-0K	Gir	Th 18,0		
	83-90		F		23-0082			Ø 238,0 Th 12,0-10,5		
	3/83-12/90		R		53-0343	53-0343K	Bdx	180,0x42		
	3/83-12/90		R			53-0343Y	Bdx	180,0x42		
	3/83-12/90		R		53-0345	53-0345Y	Bdx	180,0x42	Hand Brake	
	3/83-12/90		R		53-0344		Luc	180,0x42	Hand Brake	
	86-90		R		18-0142	18-0142K		Ø 180,2		
	83-9/86		R		51-0022		Bdx	Ø 22,00 180,0x40	RAD	
	83-9/86		R		51-0042		Luc	Ø 22,22 180,0x40	RAI	
	1.4 T. (B/C375) Eng.C1J760/ 764 (77kW)	4/84-9/86		F		22-0120-0	22-0120-0K	Gir	Th 18,0	
		4/84-9/86		R		22-0038-0		Bdx	Th 11,0	
84-86			F		23-0110			Ø 238,0 Th 20,0-17,7	Vent.	
84-86			R		23-0198			Ø 238,0 Th 8,0-7,0	(+o)	
84-86			R		23-0383		Bdx	Ø 238,0 Th 8,0-7,0	(-o)	
4/84-9/86			R		53-0343	53-0343K	Bdx	180,0x42		
4/84-9/86			R			53-0343Y	Bdx	180,0x42		
4/84-9/86			R		53-0344		Luc	180,0x42	Hand Brake	
84-86			R		18-0142	18-0142K		Ø 180,2		
84-86			R		51-0022		Bdx	Ø 22,00 180,0x40	RAD	
84-86			R		51-0042		Luc	Ø 22,22 180,0x40	RAI	
1.4 T. (B/C375) Eng.C1J770/ 782 (85-88kW)		10/86-12/90		F		22-0120-0	22-0120-0K	Gir	Th 18,0	
	10/86-12/90		R		22-0038-0		Bdx	Th 11,0		
	86-90		F		23-0110			Ø 238,0 Th 20,0-17,7	Vent.	
	86-90		R		23-0198			Ø 238,0 Th 8,0-7,0	(+o)	
	86-90		R		23-0383		Bdx	Ø 238,0 Th 8,0-7,0	(-o)	
	10/86-12/90		R		53-0343	53-0343K	Bdx	180,0x42		
	10/86-12/90		R			53-0343Y	Bdx	180,0x42		
	10/86-12/90		R		53-0344		Luc	180,0x42	Hand Brake	
1.6 D, TD (B/C374) Eng.F8M700/ 720/ 730 (40kW)	8/83-12/90		F		22-0037-0		Bdx	Th 18,0		
	8/83-12/90		F		22-0120-0	22-0120-0K	Gir	Th 18,0		
	83-90		F		23-0082			Ø 238,0 Th 12,0-10,5		
	8/83-12/90		R		53-0343	53-0343K	Bdx	180,0x42		
	8/83-12/90		R			53-0343Y	Bdx	180,0x42		
	8/83-12/90		R		53-0345	53-0345Y	Bdx	180,0x42	Hand Brake	
	8/83-12/90		R		53-0344		Luc	180,0x42	Hand Brake	
	83-90		R		18-0142	18-0142K		Ø 180,2		
	83-86		R		51-0022		Bdx	Ø 22,00 180,0x40	RAD	
	83-86		R		51-0042		Luc	Ø 22,22 180,0x40	RAI	
1.7 (B/C37 D/N) Eng.F2N708/ 710/ 732/ 742/ 798 (55-59-64-68kW)	6/87-12/90		F		22-0037-0		Bdx	Th 18,0		
	6/87-12/90		F		22-0120-0	22-0120-0K	Gir	Th 18,0		
	87-90		F		23-0110			Ø 238,0 Th 20,0-17,7	Vent.	
	6/87-12/90		R		53-0343	53-0343K	Bdx	180,0x42		
	6/87-12/90		R			53-0343Y	Bdx	180,0x42		
	6/87-12/90		R		53-0345	53-0345Y	Bdx	180,0x42	Hand Brake	
	6/87-12/90		R		53-0344		Luc	180,0x42	Hand Brake	
	87-90		R		18-0142	18-0142K		Ø 180,2		
1.7 (B/C376) Eng.F2N700/ 704 (55-59-64-68kW)	10/83-12/86		F		22-0037-0		Bdx	Th 18,0		
	10/83-12/86		F		22-0120-0	22-0120-0K	Gir	Th 18,0		
	83-86		F		23-0082			Ø 238,0 Th 12,0-10,5		
	10/83-12/86		R		53-0343	53-0343K	Bdx	180,0x42		
	10/83-12/86		R			53-0343Y	Bdx	180,0x42		
	10/83-12/86		R		53-0345	53-0345Y	Bdx	180,0x42	Hand Brake	
	10/83-12/86		R		53-0344		Luc	180,0x42	Hand Brake	
	83-86		R		18-0142	18-0142K		Ø 180,2		
1.7 (B/C37E) Eng.F3N708 (69kW)	6/87-12/90		F		22-0037-0		Bdx	Th 18,0		
	6/87-12/90		F		22-0120-0	22-0120-0K	Gir	Th 18,0		
	87-90		F		23-0110			Ø 238,0 Th 20,0-17,7	Vent.	
	6/87-12/90		R		53-0343	53-0343K	Bdx	180,0x42		
	6/87-12/90		R			53-0343Y	Bdx	180,0x42		











































		Spare Parts	F/R	L/R	METELLI ref.	METELLI ref. w/KIT		DIMENSIONS mm.	NOTE
1.7 (B/C37E) Eng.F3N708 (69kW)	6/87-12/90		R		53-0345	53-0345Y	Bdx	180,0x42	Hand Brake
	6/87-12/90		R		53-0344		Luc	180,0x42	Hand Brake
	87-90		R		18-0142	18-0142K		Ø 180,2	
1.7 (B/C37F) Eng.F3N718 (55-66-70kW)	10/84-12/90		F		22-0037-0		Bdx	Th 18,0	
	10/84-12/90		F		22-0120-0	22-0120-0K	Gir	Th 18,0	
	84-90		F		23-0082			Ø 238,0 Th 12,0-10,5	
	10/84-12/90		R		53-0343	53-0343K	Bdx	180,0x42	
	10/84-12/90		R			53-0343Y	Bdx	180,0x42	
	10/84-12/90		R		53-0345	53-0345Y	Bdx	180,0x42	Hand Brake
	10/84-12/90		R		53-0344		Luc	180,0x42	Hand Brake
	84-90		R		18-0142	18-0142K		Ø 180,2	
	84-86		R		51-0022		Bdx	Ø 22,00 180,0x40	RAD
	84-86		R		51-0042		Luc	Ø 22,22 180,0x40	RAI
1.7 (B/C37L) Eng.F2N730 (55-59-64-68kW)	10/86-12/90		F		22-0037-0		Bdx	Th 18,0	
	10/86-12/90		F		22-0120-0	22-0120-0K	Gir	Th 18,0	
	86-90		F		23-0082			Ø 238,0 Th 12,0-10,5	
	10/86-12/90		R		53-0343	53-0343K	Bdx	180,0x42	
	10/86-12/90		R			53-0343Y	Bdx	180,0x42	
	10/86-12/90		R		53-0345	53-0345Y	Bdx	180,0x42	Hand Brake
	10/86-12/90		R		53-0344		Luc	180,0x42	Hand Brake
	86-90		R		18-0142	18-0142K		Ø 180,2	
All models (Old Type)			R		18-0146	18-0146K		Ø 180,2	
<b>R12 (117) 10/69-8/80</b>									
1.3 (1170), Break Eng.81002 (37kW)	7/75-4/80		F		22-0005-0		Bdx	Th 15,0	
	75-80		F		23-0026			Ø 227,5 Th 10,0-9,0	
	7/75-4/80		R		53-0340	53-0340K	Bdx	228,6x42	Hand Brake
1.3 (1170), Break Eng.8100297 (40kW)	10/69-8/80		F		22-0005-0		Bdx	Th 15,0	
	69-80		F		23-0026			Ø 227,5 Th 10,0-9,0	
	10/69-8/80		R		53-0340	53-0340K	Bdx	228,6x42	Hand Brake
1.3 (1171) Break Eng.810 (33kW)	70-80		F		23-0026			Ø 227,5 Th 10,0-9,0	
	8/70-8/80		R		53-0340	53-0340K	Bdx	228,6x42	Hand Brake
1.3 (1330) Break Eng.81002 (36-39kW)	72-80		F		23-0026			Ø 227,5 Th 10,0-9,0	
	8/72-8/80		R		53-0340	53-0340K	Bdx	228,6x42	Hand Brake
1.3 TS (1177) Eng.81006 (44kW)	8/72-8/80		F		22-0005-0		Bdx	Th 15,0	
	72-80		F		23-0026			Ø 227,5 Th 10,0-9,0	A/T
	8/72-8/80		R		53-0340	53-0340K	Bdx	228,6x42	Hand Brake
1.3 TS (1337) Break Eng.81006 (44kW)	8/72-8/80		F		22-0005-0		Bdx	Th 15,0	
	72-80		F		23-0026			Ø 227,5 Th 10,0-9,0	A/T
	8/72-8/80		R		53-0340	53-0340K	Bdx	228,6x42	Hand Brake
1.6 (1173) Gordini Eng.82120/ 807 (40-48-50-61-66-83kW)	8/70-12/74		F		22-0005-0		Bdx	Th 15,0	
1.6, Break Eng.82110/ 807 (40-48-50-61-66-83kW)	8/70-12/74		F		22-0005-0		Bdx	Th 15,0	
<b>R14 (121) 9/79-12/83</b>									
1.2 (1210) Eng.129 (42-43kW)	1/80-12/83		F		22-0015-1		Ate	Th 16,5	
	1/80-12/83		F		22-0005-1		Bdx	Th 14,0	
	80-83		F		23-0018			Ø 240,5 Th 10,0-9,0	
	1/80-12/83		R		53-0341	53-0341K	Bdx	180,0x42	Hand Brake
	80-83		R		51-0044		Bdx	Ø 22,00 180,0x40	RAD
1.4 (1212) Eng.150 (52kW)	9/79-6/83		F		22-0015-1		Ate	Th 16,5	
	9/79-6/83		F		22-0005-1		Bdx	Th 14,0	
	79-83		F		23-0018			Ø 240,5 Th 10,0-9,0	
	9/79-6/83		R		53-0341	53-0341K	Bdx	180,0x42	Hand Brake
	79-83		R		51-0044		Bdx	Ø 22,00 180,0x40	RAD
1.4 (1213) Eng.126/ 150700/ X5J7 (44-52kW)	12/81-12/83		F		22-0015-1		Ate	Th 16,5	
	12/81-12/83		F		22-0005-1		Bdx	Th 14,0	
	81-83		F		23-0018			Ø 240,5 Th 10,0-9,0	
	12/81-12/83		R		53-0341	53-0341K	Bdx	180,0x42	Hand Brake
	81-83		R		51-0044		Bdx	Ø 22,00 180,0x40	RAD
<b>R15 3/72-10/80</b>									
1.3 (1300) Eng.81002 (29-31-32-33-37-40-44-47kW)	72-80		F		23-0026			Ø 227,5 Th 10,0-9,0	A/T
1.6 (1302) Eng.807 (40-48-50-61-66-83kW)	72-80		F		23-0050			Ø 228,0 Th 20,0-19,0	Vent., A/T
	72-80		R		23-0026			Ø 227,5 Th 10,0-9,0	A/T
<b>R16 (115) 9/65-8/80</b>									
1.6 Eng.841 (47-66-68kW)	1/69-8/80		F		22-0005-0		Bdx	Th 15,0	

		Spare Parts	F/R	L/R	METELLI ref.	METELLI ref. w/KIT		DIMENSIONS mm.	NOTE
1.6 (1152, 1153, 1157) Eng.821 (40-48-50-61-66-83kW)	1/71-8/80		F		22-0005-0		Bdx	Th 15,0	
1.6 (1155) Eng.821 (40-48-50-61-66-83kW)	7/75-8/80		F		22-0005-0		Bdx	Th 15,0	
1.6 (1156) Eng.843720/ 721 (66-68-71kW)	6/74-8/80		F		22-0005-0		Bdx	Th 15,0	
1.6 TS (1151, 1154) Eng.807 (40-48-50-61-66-83kW)	9/68-8/80		F		22-0005-0		Bdx	Th 15,0	
<b>R17 3/72-10/80</b>									
1.6 (1312, 1316, 1322) Eng.80710/ 11 (66kW)	72-76 3/72-1/76		F		23-0050			Ø 228,0 Th 20,0-19,0	Vent., A/T
			R		53-0340	53-0340K	Bdx	228,6x42	Hand Brake
1.6 (1313, 1323) Eng.80710/ 11 (66kW)	72-80		F		23-0050			Ø 228,0 Th 20,0-19,0	Vent.
	72-80		R		23-0026			Ø 227,5 Th 10,0-9,0	
1.6 Gordini (1317, 1327) Eng.844 (72-79kW)	74-80		F		23-0050			Ø 228,0 Th 20,0-19,0	Vent.
1.6 Gordini (1318, 1328) Eng.84305 (68-79kW)	74-80 3/74-10/80		F		23-0050			Ø 228,0 Th 20,0-19,0	Vent., A/T
			R		53-0340	53-0340K	Bdx	228,6x42	Hand Brake
<b>R18 (134) 4/78-7/86</b>									
1.4 (1340) Eng.847720/ 722 (46kW)	-82		F		22-0005-5		Bdx	Th 14,0	
	82-		F		22-0037-0		Bdx	Th 18,0	
	82-		F		22-0120-0	22-0120-0K	Gir	Th 18,0	
	78-82		F		23-0026			Ø 227,5 Th 10,0-9,0	
	83-		F		23-0066			Ø 238,0 Th 12,0-10,5	Ch -552000
	-86		F		23-0114			Ø 238,0 Th 12,0-10,5	Ch 552001-
	4/78-7/86		R		53-0341	53-0341K	Bdx	180,0x42	Hand Brake
	78-86		R		51-0044		Bdx	Ø 22,00 180,0x40	RAD
1.4 (1349) Eng.847720/ 722 (49kW)	-82		F		22-0005-5		Bdx	Th 14,0	
	82-		F		22-0037-0		Bdx	Th 18,0	
	82-		F		22-0120-0	22-0120-0K	Gir	Th 18,0	
	4/78-7/86		R		53-0341	53-0341K	Bdx	180,0x42	Hand Brake
1.6 (1341) Eng.841717/ A2M723 (54kW)	-82		F		22-0005-5		Bdx	Th 14,0	
	82-		F		22-0037-0		Bdx	Th 18,0	
	82-		F		22-0120-0	22-0120-0K	Gir	Th 18,0	
	82-		F		23-0066			Ø 238,0 Th 12,0-10,5	Ch -558900, A/T
	-86		F		23-0114			Ø 238,0 Th 12,0-10,5	Ch 558901-, A/T
	4/82-7/86		R		53-0341	53-0341K	Bdx	180,0x42	Hand Brake
	82-86		R		51-0044		Bdx	Ø 22,00 180,0x40	RAD
1.6 (1341) Eng.841725/ 726 (58kW)	-82		F		22-0005-5		Bdx	Th 14,0	
	82-		F		22-0037-0		Bdx	Th 18,0	
	82-		F		22-0120-0	22-0120-0K	Gir	Th 18,0	
	78-82		F		23-0026			Ø 227,5 Th 10,0-9,0	A/T
	4/78-9/82		R		53-0341	53-0341K	Bdx	180,0x42	Hand Brake
	78-82		R		51-0044		Bdx	Ø 22,00 180,0x40	RAD
1.6 (1342) Eng.A6M725/ 726 (71kW)	82-		F		23-0067			Ø 238,0 Th 20,0-17,7	Ch -26200, Vent., A/T
	-86		F		23-0115			Ø 238,0 Th 20,0-17,7	Ch 26201-, Vent., A/T
	5/82-7/86		R		53-0341	53-0341K	Bdx	180,0x42	Hand Brake
	82-86		R		51-0044		Bdx	Ø 22,00 180,0x40	RAD
1.6 T. (134,135A) Eng.A7L752 (82kW)	9/82-7/86		R		53-0340	53-0340K	Bdx	228,6x42	Hand Brake
1.6 T. (1345) Eng.807727 (80kW)	10/80-9/82		F		22-0120-0	22-0120-0K	Gir	Th 18,0	
			F		23-0108			Ø 259,0 Th 19,7-17,7	Ch 66201-, Vent.
	10/80-9/82		R		53-0340	53-0340K	Bdx	228,6x42	Hand Brake
	80-82		R		18-0144			Ø 228,6	Exc. Spain
	80-82		R		51-0015		Bdx	Ø 22,00 228,0x42	RAD
1.6 T. (1345) Eng.A5L717/ 718 (92kW)	10/82-7/86		F		22-0120-0	22-0120-0K	Gir	Th 18,0	
	10/82-7/86		R		22-0147-1		Bdx	Th 14,0	
			F		23-0108			Ø 259,0 Th 19,7-17,7	Ch 66201-, Vent.
	82-86		R		23-0218			Ø 254,0 Th 12,0-10,5	
	10/82-7/86		R		53-0340	53-0340K	Bdx	228,6x42	Hand Brake
2.0 (1343) Eng.J6R716 (74-77-81kW)	5/82-7/86		F		22-0037-0		Bdx	Th 18,0	
	5/82-7/86		F		22-0120-0	22-0120-0K	Gir	Th 18,0	
	82-		F		23-0067			Ø 238,0 Th 20,0-17,7	Ch -8900, Vent., A/T
	-86		F		23-0115			Ø 238,0 Th 20,0-17,7	Ch 8901-, Vent., A/T
	5/82-7/86		R		53-0340	53-0340K	Bdx	228,6x42	Hand Brake
	82-86		R		18-0144			Ø 228,6	Exc. Spain
	82-86		R		51-0015		Bdx	Ø 22,00 228,0x42	RAD






























































		Spare Parts	F/R	L/R	METELLI ref.	METELLI ref. w/KIT		DIMENSIONS mm.	NOTE
2.1 D (1344) Eng.852710/ J8S711 (43-46-50-53kW)	-82		F		22-0005-5		Bdx	Th 14,0	
			F		22-0037-0		Bdx	Th 18,0	
			F		22-0120-0	22-0120-0K	Gir	Th 18,0	
	-86		F		23-0066			Ø 238,0 Th 12,0-10,5	Ch -195800
			F		23-0114			Ø 238,0 Th 12,0-10,5	Ch 195801-
	11/81-7/86		R		53-0341	53-0341K	Bdx	180,0x42	Hand Brake
81-86		R		51-0044		Bdx	Ø 22,00 180,0x40	RAD	
2.1 TD (1346) Eng.J8S712 (65kW)	-82		F		22-0005-5		Bdx	Th 14,0	
			F		22-0037-0		Bdx	Th 18,0	
			F		22-0120-0	22-0120-0K	Gir	Th 18,0	
	81-86		F		23-0115			Ø 238,0 Th 20,0-17,7	Vent.
	11/81-7/86		R		53-0340	53-0340K	Bdx	228,6x42	Hand Brake
	81-86		R		18-0144			Ø 228,6	
81-86		R		51-0015		Bdx	Ø 22,00 228,0x42	RAD	
<b>R18 (135) Break 5/79-12/86</b>									
1.4 (1350) Eng.847720/ 722 (46kW)	-82		F		22-0005-5		Bdx	Th 14,0	
			F		22-0037-0		Bdx	Th 18,0	
			F		22-0120-0	22-0120-0K	Gir	Th 18,0	
	78-82		F		23-0026			Ø 227,5 Th 10,0-9,0	
	83-		F		23-0066			Ø 238,0 Th 12,0-10,5	Ch -122600
	-86		F		23-0114			Ø 238,0 Th 12,0-10,5	Ch 122601-
5/79-7/86		R		53-0340	53-0340K	Bdx	228,6x42	Hand Brake	
-86		R		18-0144			Ø 228,6	Ch 114801-	
79-		R		51-0015		Bdx	Ø 22,00 228,0x42	Ch -114800, RAD	
1.4 (1359) Eng.847720/ 722 (49kW)	-82		F		22-0005-5		Bdx	Th 14,0	
			F		22-0037-0		Bdx	Th 18,0	
			F		22-0120-0	22-0120-0K	Gir	Th 18,0	
	5/79-7/86		R		53-0340	53-0340K	Bdx	228,6x42	Hand Brake
-86		R		18-0144			Ø 228,6	Ch 201-, Switzerland	
1.6 (82kW)	10/83-9/86		R		53-0340	53-0340K	Bdx	228,6x42	Hand Brake
1.6 (R1352) Eng.A6M725/ 726 (71kW)	82-86		F		23-0067			Ø 238,0 Th 20,0-17,7	Vent., A/T
	5/82-7/86		R		53-0340	53-0340K	Bdx	228,6x42	Hand Brake
	82-86		R		18-0144			Ø 228,6	
82-		R		51-0015		Bdx	Ø 22,00 228,0x42	Ch -5400, RAD	
1.6 T. Eng.807727 (80kW)	9/82-7/86		F		22-0120-0	22-0120-0K	Gir	Th 18,0	
1.6 T. (1355) Eng.A5L717/ 718 (92kW)	10/82-7/86		F		22-0120-0	22-0120-0K	Gir	Th 18,0	
				F		23-0108			Ø 259,0 Th 19,7-17,7
1.6, 4WD (1351) Eng.841717/ A2M723 (54kW)	-82		F		22-0005-5		Bdx	Th 14,0	
			F		22-0037-0		Bdx	Th 18,0	
			F		22-0120-0	22-0120-0K	Gir	Th 18,0	
	83-		F		23-0066			Ø 238,0 Th 12,0-10,5	Ch -118200
	-86		F		23-0114			Ø 238,0 Th 12,0-10,5	Ch 118201-
	1/82-7/86		R		53-0340	53-0340K	Bdx	228,6x42	Hand Brake
-86		R		18-0144			Ø 228,6	Ch 3401-, Exc. Spain	
1.6, 4WD (1351) Eng.841725/ 726 (58kW)	-82		F		22-0005-5		Bdx	Th 14,0	
			F		22-0037-0		Bdx	Th 18,0	
			F		22-0120-0	22-0120-0K	Gir	Th 18,0	
	79-82		F		23-0026			Ø 227,5 Th 10,0-9,0	
	5/79-9/82		R		53-0340	53-0340K	Bdx	228,6x42	Hand Brake
	-82		R		18-0144			Ø 228,6	Ch 3401-, Exc. Spain
79-82		R		51-0015		Bdx	Ø 22,00 228,0x42	RAD	
2.0 (1353) Eng.J6R716 (77kW)	10/81-7/86		F		22-0037-0		Bdx	Th 18,0	
	10/81-7/86		F		22-0120-0	22-0120-0K	Gir	Th 18,0	
	81-		F		23-0067			Ø 238,0 Th 20,0-17,7	Ch -9100, Vent., A/T
	-86		F		23-0115			Ø 238,0 Th 20,0-17,7	Ch 9101-, Vent., A/T
	10/81-7/86		R		53-0340	53-0340K	Bdx	228,6x42	Hand Brake
	81-86		R		18-0144			Ø 228,6	
81-86		R		51-0015		Bdx	Ø 22,00 228,0x42	RAD	
2.0 Allroad Eng.J6R712/ 714/ 716/ 780 (77kW)	5/83-12/86		R		53-0340	53-0340K	Bdx	228,6x42	Hand Brake
2.1 D (1354) Eng.852710/ J8S711 (49-53kW)	-82		F		22-0005-5		Bdx	Th 14,0	
			F		22-0037-0		Bdx	Th 18,0	
			F		22-0120-0	22-0120-0K	Gir	Th 18,0	
	80-		F		23-0066			Ø 238,0 Th 12,0-10,5	Ch -64200
	-86		F		23-0114			Ø 238,0 Th 12,0-10,5	Ch 64201-
	11/80-7/86		R		53-0340	53-0340K	Bdx	228,6x42	Hand Brake
80-86		R		18-0144			Ø 228,6	Exc. Spain	

		Spare Parts	F/R	L/R	METELLI ref.	METELLI ref. w/KIT		DIMENSIONS mm.	NOTE
2.1 D (1354) Eng.852710/ J8S711 (49-53kW)	80-86		R		51-0015		Bdx	Ø 22,00 228,0x42	RAD
2.1 TD (1356) Eng.J8S712 (65kW)	-82		F		22-0005-5		Bdx	Th 14,0	
	82-		F		22-0037-0		Bdx	Th 18,0	
	82-		F		22-0120-0	22-0120-0K	Gir	Th 18,0	
	81-86		F		23-0115			Ø 238,0 Th 20,0-17,7	Vent.
	11/81-7/86		R		53-0340	53-0340K	Bdx	228,6x42	Hand Brake
	81-86		R		18-0144			Ø 228,6	
2.2 (135B) Eng.J7T718 (76kW)	81-86		R		51-0015		Bdx	Ø 22,00 228,0x42	RAD
	6/84-7/86		R		53-0340	53-0340K	Bdx	228,6x42	Hand Brake
	84-86		R		18-0144			Ø 228,6	Switzerland
84-86		R		51-0015		Bdx	Ø 22,00 228,0x42	RAD	
<b>R19 I (B/C53) 1/88-12/92</b>									
1.2 (B/C530) Eng.C1G730 (40kW)	1/88-12/92		F		22-0037-0		Bdx	Th 18,0	
	1/88-12/92		F		22-0120-0	22-0120-0K	Gir	Th 18,0	
	88-92		F		23-0082			Ø 238,0 Th 12,0-10,5	
	1/88-12/92		R		53-0345	53-0345Y	Bdx	180,0x42	Hand Brake
	88-4/92		R		18-0142	18-0142K		Ø 180,2	
1.4 (B/C532) Kat Eng.C3J710 (43kW)	88-92		R		51-0021		Bdx	Ø 20,64 180,0x40	CRCI, RAI
	1/89-4/92		F		22-0037-0		Bdx	Th 18,0	
	1/89-4/92		F		22-0120-0	22-0120-0K	Gir	Th 18,0	
	1/89-4/92		R		22-0038-1		Bdx	Th 11,0	+ABS
	1/89-92		F		23-0082			Ø 238,0 Th 12,0-10,5	
	1/89-4/92		R		53-0345	53-0345Y	Bdx	180,0x42	Hand Brake
	1/89-92		R		18-0142	18-0142K		Ø 180,2	
1/89-92		R		51-0021		Bdx	Ø 20,64 180,0x40	CRCI, RAI	
1.4 (B/C53A,G) Eng.E6J700/ 701 (59kW)	1/88-12/92		F		22-0037-0		Bdx	Th 18,0	
	1/88-12/92		F		22-0120-0	22-0120-0K	Gir	Th 18,0	
	1/88-12/92		R		22-0038-1		Bdx	Th 11,0	+ABS
	88-92		R		23-0236		Bdx	Ø 238,0 Th 8,0-7,0	(+), +ABS
	88-92		R		23-0384		Bdx	Ø 238,0 Th 8,0-7,0	(-), +ABS
	1/88-12/92		R		53-0345	53-0345Y	Bdx	180,0x42	Hand Brake
	88-4/92		R		18-0142	18-0142K		Ø 180,2	
88-92		R		51-0021		Bdx	Ø 20,64 180,0x40	CRCI, RAI	
1.4 (B/C53P) Eng.C2J772 (43-46-50-53kW)	1/89-12/89		F		22-0037-0		Bdx	Th 18,0	
	1/89-12/89		F		22-0120-0	22-0120-0K	Gir	Th 18,0	
	1/89-12/89		R		22-0038-1		Bdx	Th 11,0	+ABS
	1/89-12/89		F		23-0082			Ø 238,0 Th 12,0-10,5	
	1/89-12/89		R		53-0345	53-0345Y	Bdx	180,0x42	Hand Brake
	1/89-12/89		R		18-0142	18-0142K		Ø 180,2	
	1/89-12/89		R		51-0021		Bdx	Ø 20,64 180,0x40	CRCI, RAI
1.7 (B/C53B) Eng.F3N740/ 741 (55-66-70kW)	9/88-4/92		F		22-0037-0		Bdx	Th 18,0	
	9/88-4/92		F		22-0120-0	22-0120-0K	Gir	Th 18,0	
	9/88-4/92		R		22-0038-1		Bdx	Th 11,0	+ABS
	88-92		F		23-0082			Ø 238,0 Th 12,0-10,5	
	9/88-4/92		R		53-0345	53-0345Y	Bdx	180,0x42	Hand Brake
	88-4/92		R		18-0142	18-0142K		Ø 180,2	
88-92		R		51-0021		Bdx	Ø 20,64 180,0x40	CRCI, RAI	
1.7 (B/C53C) Eng.F3N742/ 743 (55-66-70kW)	9/88-4/92		F		22-0037-0		Bdx	Th 18,0	
	9/88-4/92		F		22-0120-0	22-0120-0K	Gir	Th 18,0	
	9/88-4/92		R		22-0038-1		Bdx	Th 11,0	+ABS
	88-92		F		23-0110			Ø 238,0 Th 20,0-17,7	Vent.
	88-92		R		23-0236		Bdx	Ø 238,0 Th 8,0-7,0	(+), +ABS
	88-92		R		23-0384		Bdx	Ø 238,0 Th 8,0-7,0	(-), +ABS
	9/88-4/92		R		53-0345	53-0345Y	Bdx	180,0x42	Hand Brake
	88-4/92		R		18-0142	18-0142K		Ø 180,2	
	88-92		R		51-0021		Bdx	Ø 20,64 180,0x40	CRCI, RAI
1.8 16v (B/C53D) Eng.F7P704 (99-101kW)	6/89-4/92		F		22-0120-0	22-0120-0K	Gir	Th 18,0	
	6/89-4/92		R		22-0038-1		Bdx	Th 11,0	
	89-92		F		23-0110			Ø 238,0 Th 20,0-17,7	Vent., +ABS
	89-92		R		23-0236			Ø 238,0 Th 8,0-7,0	(+), +ABS
	89-92		R		23-0198			Ø 238,0 Th 8,0-7,0	(+), -ABS
	89-92		R		23-0384		Bdx	Ø 238,0 Th 8,0-7,0	(-), +ABS
	89-92		R		23-0383		Bdx	Ø 238,0 Th 8,0-7,0	(-), -ABS
	6/89-4/92		R		53-0345	53-0345Y	Bdx	180,0x42	Hand Brake


























		Spare Parts	F/R	L/R	METELLI ref.	METELLI ref. w/KIT		DIMENSIONS mm.	NOTE
1.9 D (B/C534, B/C53J) Eng.F8Q706/742 (47kW)	9/88-4/92		F		22-0037-0		Bdx	Th 18,0	
	9/88-4/92		F		22-0120-0	22-0120-0K	Gir	Th 18,0	
	9/88-4/92		R		22-0038-1		Bdx	Th 11,0	+ABS
	88-92		F		23-0082			Ø 238,0 Th 12,0-10,5	
	88-92		R		23-0236		Bdx	Ø 238,0 Th 8,0-7,0	(+o), +ABS
	88-92		R		23-0384		Bdx	Ø 238,0 Th 8,0-7,0	(-o), +ABS
	9/88-4/92		R		53-0345	53-0345Y	Bdx	180,0x42	Hand Brake
	88-4/92		R		18-0142	18-0142K		Ø 180,2	
88-92		R		51-0021		Bdx	Ø 20,64 180,0x40	CRCI, RAI	
1.9 TD (C/B53K) Eng.F8Q740/ 756/764 (66-68kW)	9/90-4/92		F		22-0037-0		Bdx	Th 18,0	
	9/90-4/92		F		22-0120-0	22-0120-0K	Gir	Th 18,0	
	9/90-4/92		R		22-0038-1		Bdx	Th 11,0	+ABS
	90-92		F		23-0082			Ø 238,0 Th 12,0-10,5	
	90-92		F		23-0110			Ø 238,0 Th 20,0-17,7	Vent.
	90-92		R		23-0236		Bdx	Ø 238,0 Th 8,0-7,0	(+o), +ABS
	90-92		R		23-0384		Bdx	Ø 238,0 Th 8,0-7,0	(-o), +ABS
	9/90-4/92		R		53-0345	53-0345Y	Bdx	180,0x42	Hand Brake
90-4/92		R		18-0142	18-0142K		Ø 180,2		
90-92		R		51-0021		Bdx	Ø 20,64 180,0x40	CRCI, RAI	
<b>R19 I (D53) Cabrio 9/88-4/92</b>									
1.7 (D53B) Eng.F3N740/ 741 (55-66-70kW)	9/88-4/92		F		22-0037-0		Bdx	Th 18,0	
	9/88-4/92		F		22-0120-0	22-0120-0K	Gir	Th 18,0	
	9/88-4/92		R		22-0038-1		Bdx	Th 11,0	+ABS
	9/88-4/92		R		53-0345	53-0345Y	Bdx	180,0x42	Hand Brake
	91-		R		53-0344		Luc	180,0x42	Hand Brake
	88-4/92		R		18-0142	18-0142K		Ø 180,2	
88-92		R		51-0021		Bdx	Ø 20,64 180,0x40	CRCI, RAI	
1.7 (D53F) Eng.F3N742/ 743 (55-66-70kW)	7/91-4/92		F		22-0037-0		Bdx	Th 18,0	
	7/91-4/92		F		22-0120-0	22-0120-0K	Gir	Th 18,0	
	7/91-4/92		R		22-0038-1		Bdx	Th 11,0	+ABS
	91-92		F		23-0110			Ø 238,0 Th 20,0-17,7	Vent.
	91-92		R		23-0236		Bdx	Ø 238,0 Th 8,0-7,0	(+o), +ABS
	91-92		R		23-0384		Bdx	Ø 238,0 Th 8,0-7,0	(-o), +ABS
	7/91-4/92		R		53-0345	53-0345Y	Bdx	180,0x42	Hand Brake
7/91-4/92		R		53-0344		Luc	180,0x42	Hand Brake	
91-92		R		18-0142	18-0142K		Ø 180,2		
1.8 16v (D53D) Eng.F7P704 (99-101kW)	6/89-4/92		F		22-0120-0	22-0120-0K	Gir	Th 18,0	
	6/89-4/92		R		22-0038-1		Bdx	Th 11,0	
	89-92		F		23-0110			Ø 238,0 Th 20,0-17,7	Vent., +ABS
	89-92		R		23-0236		Bdx	Ø 238,0 Th 8,0-7,0	(+o), +ABS
	89-92		R		23-0198		Bdx	Ø 238,0 Th 8,0-7,0	(+o), -ABS
	89-92		R		23-0384		Bdx	Ø 238,0 Th 8,0-7,0	(-o), +ABS
	89-92		R		23-0383		Bdx	Ø 238,0 Th 8,0-7,0	(-o), -ABS
6/89-4/92		R		53-0345	53-0345Y	Bdx	180,0x42	Hand Brake	
<b>R19 I (L53) Chamade 1/88-12/92</b>									
1.4 (L532, L53A/P) Eng.C2J710/ 772 (43-44-46-49-50-51-52-53kW)	7/88-4/92		F		22-0037-0		Bdx	Th 18,0	
	7/88-4/92		F		22-0120-0	22-0120-0K	Gir	Th 18,0	
	88-92		F		23-0082			Ø 238,0 Th 12,0-10,5	
	7/88-4/92		R		53-0345	53-0345Y	Bdx	180,0x42	Hand Brake
	88-92		R		18-0142	18-0142K		Ø 180,2	
1.7 (L533) Eng.F2N720/ 721 (68kW)	9/88-12/92		R		53-0345	53-0345Y	Bdx	180,0x42	Hand Brake
1.7 (L53B) Eng.F3N740/ 741 (55-66-70kW)	10/89-4/92		F		22-0037-0		Bdx	Th 18,0	
	10/89-4/92		F		22-0120-0	22-0120-0K	Gir	Th 18,0	
	89-92		F		23-0082			Ø 238,0 Th 12,0-10,5	
	10/89-4/92		R		53-0345	53-0345Y	Bdx	180,0x42	Hand Brake
89-92		R		18-0142	18-0142K		Ø 180,2		
1.7 (L53C, F) Eng.F3N742/ 743/ 746 (55-66-70-79kW)	7/88-4/92		F		22-0037-0		Bdx	Th 18,0	
	7/88-4/92		F		22-0120-0	22-0120-0K	Gir	Th 18,0	
	88-92		F		23-0110			Ø 238,0 Th 20,0-17,7	Vent.
	88-92		R		23-0236		Bdx	Ø 238,0 Th 8,0-7,0	(+o), +ABS
	88-92		R		23-0384		Bdx	Ø 238,0 Th 8,0-7,0	(-o), +ABS
	7/88-4/92		R		53-0345	53-0345Y	Bdx	180,0x42	Hand Brake
88-92		R		18-0142	18-0142K		Ø 180,2		
1.8 16v (L539) Eng.F7P704 (99kW)	7/88-4/92		F		22-0037-0		Bdx	Th 18,0	
	7/88-4/92		F		22-0120-0	22-0120-0K	Gir	Th 18,0	
	88-92		F		23-0549			Ø 259,0 Th 20,7-17,7	Vent.

		Spare Parts	F/R	L/R	METELLI ref.	METELLI ref. w/KIT		DIMENSIONS mm.	NOTE
1.8 16v (L539) Eng.F7P704 (99kW)	88-92		R		23-0236			Ø 238,0 Th 8,0-7,0	(+), +ABS
	88-92		R		23-0198			Ø 238,0 Th 8,0-7,0	(+), -ABS
	88-92		R		23-0384		Bdx	Ø 238,0 Th 8,0-7,0	(-), +ABS
	88-92		R		23-0383		Bdx	Ø 238,0 Th 8,0-7,0	(-), -ABS
	7/88-4/92		R		53-0345	53-0345Y	Bdx	180,0x42	Hand Brake
1.8 16v (L53D) Eng.F7P704 (99-101kW)	10/89-4/92		F		22-0120-0	22-0120-0K	Gir	Th 18,0	
	89-92		F		23-0110			Ø 238,0 Th 20,0-17,7	Vent.
	89-92		R		23-0236			Ø 238,0 Th 8,0-7,0	(+), +ABS
	89-92		R		23-0198			Ø 238,0 Th 8,0-7,0	(+), -ABS
	89-92		R		23-0384		Bdx	Ø 238,0 Th 8,0-7,0	(-), +ABS
	89-92		R		23-0383		Bdx	Ø 238,0 Th 8,0-7,0	(-), -ABS
	10/89-4/92		R		53-0345	53-0345Y	Bdx	180,0x42	Hand Brake
1.9 D (L534, L53J) Eng.F8Q706/ 742 (47kW)	10/89-4/92		F		22-0037-0		Bdx	Th 18,0	
	10/89-4/92		F		22-0120-0	22-0120-0K	Gir	Th 18,0	
	89-92		F		23-0082			Ø 238,0 Th 12,0-10,5	
	89-92		R		23-0236		Bdx	Ø 238,0 Th 8,0-7,0	(+), +ABS
	89-92		R		23-0384		Bdx	Ø 238,0 Th 8,0-7,0	(-), +ABS
	10/89-4/92		R		53-0345	53-0345Y	Bdx	180,0x42	Hand Brake
	89-92		R		18-0142	18-0142K		Ø 180,2	
1.9 TD (L53K) Eng.F8Q740 (66-68kW)	9/90-4/92		F		22-0037-0		Bdx	Th 18,0	
	9/90-4/92		F		22-0120-0	22-0120-0K	Gir	Th 18,0	
	90-92		F		23-0082			Ø 238,0 Th 12,0-10,5	
	90-92		F		23-0110			Ø 238,0 Th 20,0-17,7	Vent.
	90-92		R		23-0236			Ø 238,0 Th 8,0-7,0	(+), +ABS
	90-92		R		23-0384		Bdx	Ø 238,0 Th 8,0-7,0	(-), +ABS
	9/90-4/92		R		53-0345	53-0345Y	Bdx	180,0x42	Hand Brake
90-92		R		18-0142	18-0142K		Ø 180,2		
<b>R19 II (B/C53) 1/92-6/96</b>									
1.2 (B/C530) Eng.C1G730 (40kW)	4/92-12/95		F		22-0037-0		Bdx	Th 18,0	
	4/92-12/95		F		22-0120-0	22-0120-0K	Gir	Th 18,0	
	92-95		F		23-0082			Ø 238,0 Th 12,0-10,5	
	4/92-12/95		R		53-0345	53-0345Y	Bdx	180,0x42	Hand Brake
	92-95		R		18-0142	18-0142K		Ø 180,2	
	92-95		R		51-0021		Bdx	Ø 20,64 180,0x40	CRCI, RAI
	92-95		R		51-0048		Luc	Ø 20,64 180,0x40	CRCI, RAI
1.2 (B/C53W) Eng.E7F700/ 706/ 730 (46kW)	92-95		F		23-0082			Ø 238,0 Th 12,0-10,5	
	4/92-12/95		R		53-0345	53-0345Y	Bdx	180,0x42	Hand Brake
	92-95		R		18-0142	18-0142K		Ø 180,2	
	92-95		R		51-0021		Bdx	Ø 20,64 180,0x40	CRCI, RAI
	92-95		R		51-0048		Luc	Ø 20,64 180,0x40	CRCI, RAI
1.4 (B/C531/537) Eng.E7J700 (58kW)	1/92-12/95		F		22-0037-0		Bdx	Th 18,0	
	1/92-12/95		F		22-0120-0	22-0120-0K	Gir	Th 18,0	
	92-95		F		23-0082			Ø 238,0 Th 12,0-10,5	
	1/92-12/95		R		53-0345	53-0345Y	Bdx	180,0x42	Hand Brake
	92-95		R		18-0142	18-0142K		Ø 180,2	
	92-95		R		51-0021		Bdx	Ø 20,64 180,0x40	CRCI, RAI
	92-95		R		51-0048		Luc	Ø 20,64 180,0x40	CRCI, RAI
1.4 (B/C532) Eng.C3J710 (43kW)	4/92-12/95		F		22-0037-0		Bdx	Th 18,0	
	4/92-12/95		F		22-0120-0	22-0120-0K	Gir	Th 18,0	
	92-95		F		23-0082			Ø 238,0 Th 12,0-10,5	
	4/92-12/95		R		53-0345	53-0345Y	Bdx	180,0x42	Hand Brake
	92-95		R		18-0142	18-0142K		Ø 180,2	
	92-95		R		51-0021		Bdx	Ø 20,64 180,0x40	CRCI, RAI
	92-95		R		51-0048		Luc	Ø 20,64 180,0x40	CRCI, RAI
1.4 (B/C535) Eng.E7J742 (52-55kW)	1/92-12/95		F		22-0037-0		Bdx	Th 18,0	
	1/92-12/95		F		22-0120-0	22-0120-0K	Gir	Th 18,0	
	92-95		F		23-0082			Ø 238,0 Th 12,0-10,5	
	92-95		R		23-0236		Bdx	Ø 238,0 Th 8,0-7,0	(+), +ABS
	92-95		R		23-0384		Bdx	Ø 238,0 Th 8,0-7,0	(-), +ABS
	1/92-12/95		R		53-0345	53-0345Y	Bdx	180,0x42	Hand Brake
	92-95		R		18-0142	18-0142K		Ø 180,2	-ABS
1.4 (B/C53A,G) Eng.E6J700/ 701 (59kW)	1/92-12/95		F		22-0037-0		Bdx	Th 18,0	
	1/92-12/95		F		22-0120-0	22-0120-0K	Gir	Th 18,0	
	92-95		F		23-0082			Ø 238,0 Th 12,0-10,5	
	92-95		R		23-0236		Bdx	Ø 238,0 Th 8,0-7,0	(+), +ABS
	92-95		R		23-0384		Bdx	Ø 238,0 Th 8,0-7,0	(-), +ABS









































		Spare Parts	F/R	L/R	METELLI ref.	METELLI ref. w/KIT		DIMENSIONS mm.	NOTE
1.4 (B/C53A,G) Eng.E6J700/ 701 (59kW)	1/92-12/95		R		53-0345	53-0345Y	Bdx	180,0x42	Hand Brake
	92-95		R		18-0142	18-0142K		Ø 180,2	
	92-95		R		51-0021		Bdx	Ø 20,64 180,0x40	CRCI, RAI
	92-95		R		51-0048		Luc	Ø 20,64 180,0x40	CRCI, RAI
1.4 (B/C53H,B) Eng.C3J710 (43kW)	1/92-12/95		F		22-0037-0		Bdx	Th 18,0	
	1/92-12/95		F		22-0120-0	22-0120-0K	Gir	Th 18,0	
	1/92-12/95		R		53-0345	53-0345Y	Bdx	180,0x42	Hand Brake
	92-95		R		18-0142	18-0142K		Ø 180,2	
	92-95		R		51-0021		Bdx	Ø 20,64 180,0x40	CRCI, RAI
	92-95		R		51-0048		Luc	Ø 20,64 180,0x40	CRCI, RAI, Exc. 16S
1.7 (B/C533) Eng.F3N742 (68kW)	92-95		F		23-0110			Ø 238,0 Th 20,0-17,7	Vent.
	92-95		R		23-0236		Bdx	Ø 238,0 Th 8,0-7,0	(+), +ABS
	92-95		R		23-0384		Bdx	Ø 238,0 Th 8,0-7,0	(-), +ABS
	4/92-12/95		R		53-0345	53-0345Y	Bdx	180,0x42	Hand Brake
	4/92-12/95		R		53-0344		Luc	180,0x42	Hand Brake
	92-95		R		18-0142	18-0142K		Ø 180,2	
	92-95		R		51-0021		Bdx	Ø 20,64 180,0x40	CRCI, RAI
	92-95		R		51-0048		Luc	Ø 20,64 180,0x40	CRCI, RAI
	92-95		R		51-0048		Luc	Ø 20,64 180,0x40	CRCI, RAI
1.7 (B/C53B, C) Eng.F3N740/ 741 (55-66-70kW)	4/92-12/95		F		22-0037-0		Bdx	Th 18,0	
	4/92-12/95		F		22-0120-0	22-0120-0K	Gir	Th 18,0	
	92-95		F		23-0082			Ø 238,0 Th 12,0-10,5	B/C53B
	92-95		F		23-0110			Ø 238,0 Th 20,0-17,7	Vent., B/C53C
	92-95		R		23-0236		Bdx	Ø 238,0 Th 8,0-7,0	(+), +ABS
	92-95		R		23-0384		Bdx	Ø 238,0 Th 8,0-7,0	(-), +ABS
	4/92-12/95		R		53-0345	53-0345Y	Bdx	180,0x42	Hand Brake
	4/92-12/95		R		53-0344		Luc	180,0x42	Hand Brake
	92-95		R		18-0142	18-0142K		Ø 180,2	
	92-95		R		51-0021		Bdx	Ø 20,64 180,0x40	CRCI, RAI
	92-95		R		51-0048		Luc	Ø 20,64 180,0x40	CRCI, RAI
	92-95		R		51-0048		Luc	Ø 20,64 180,0x40	CRCI, RAI
	92-95		R		51-0048		Luc	Ø 20,64 180,0x40	CRCI, RAI
	92-95		R		51-0048		Luc	Ø 20,64 180,0x40	CRCI, RAI
1.7 (B/C53F) Eng.F3N742/ 743 (55-66-70kW)	4/92-12/95		F		22-0037-0		Bdx	Th 18,0	
	4/92-12/95		F		22-0120-0	22-0120-0K	Gir	Th 18,0	
	92-95		F		23-0110			Ø 238,0 Th 20,0-17,7	Vent.
	92-95		R		23-0236		Bdx	Ø 238,0 Th 8,0-7,0	(+), +ABS
	92-95		R		23-0384		Bdx	Ø 238,0 Th 8,0-7,0	(-), +ABS
	4/92-12/95		R		53-0346	53-0346Y	Bdx	203,2x39	Hand Brake
	4/92-12/95		R		53-0344		Luc	180,0x42	Hand Brake
	92-95		R		18-0142	18-0142K		Ø 180,2	
	92-95		R		18-0148	18-0148K		Ø 203,3	
	92-95		R		51-0029		Bdx	Ø 19,05 203,0x39	RAI, A/T
	92-95		R		51-0021		Bdx	Ø 20,64 180,0x40	CRCI, RAI
	92-95		R		51-0048		Luc	Ø 20,64 180,0x40	CRCI, RAI
	92-95		R		51-0048		Luc	Ø 20,64 180,0x40	CRCI, RAI
	92-95		R		51-0048		Luc	Ø 20,64 180,0x40	CRCI, RAI
1.7 (B536/E, B53M) Eng.F3N740/ 741 (55-66-70kW)	4/92-12/95		F		22-0037-0		Bdx	Th 18,0	
	4/92-12/95		F		22-0120-0	22-0120-0K	Gir	Th 18,0	
	92-95		F		23-0110			Ø 238,0 Th 20,0-17,7	Vent.
	92-95		R		23-0236		Bdx	Ø 238,0 Th 8,0-7,0	(+), +ABS
	92-95		R		23-0384		Bdx	Ø 238,0 Th 8,0-7,0	(-), +ABS
	4/92-12/95		R		53-0345	53-0345Y	Bdx	180,0x42	Hand Brake
	4/92-12/95		R		53-0346	53-0346Y	Bdx	203,2x39	Hand Brake
	4/92-12/95		R		53-0344		Luc	180,0x42	Hand Brake
	92-95		R		18-0142	18-0142K		Ø 180,2	
	92-95		R		51-0021		Bdx	Ø 20,64 180,0x40	CRCI, RAI
	92-95		R		51-0048		Luc	Ø 20,64 180,0x40	CRCI, RAI
1.7 16v (B/C539) Eng.F7P704 (99kW)	92-95		F		23-0549			Ø 259,0 Th 20,7-17,7	Vent., +ABS
	92-95		R		23-0236			Ø 238,0 Th 8,0-7,0	(+), +ABS
	92-95		R		23-0198			Ø 238,0 Th 8,0-7,0	(+), -ABS
	92-95		R		23-0384		Bdx	Ø 238,0 Th 8,0-7,0	(-), +ABS
	92-95		R		23-0383		Bdx	Ø 238,0 Th 8,0-7,0	(-), -ABS
	4/92-12/95		R		53-0345	53-0345Y	Bdx	180,0x42	Hand Brake
	4/92-12/95		R		53-0346	53-0346Y	Bdx	203,2x39	Hand Brake
4/92-12/95		R		53-0344		Luc	180,0x42	Hand Brake	
1.8 (5/853/353A) Eng.F3P706/ 760 (65-66-70-80-81kW)	4/92-6/96		F		22-0037-0		Bdx	Th 18,0	
	4/92-6/96		F		22-0120-0	22-0120-0K	Gir	Th 18,0	
	92-96		F		23-0110			Ø 238,0 Th 20,0-17,7	Vent., -ABS
	92-96		F		23-0549			Ø 259,0 Th 20,7-17,7	Vent., +ABS
	92-96		R		23-0236		Bdx	Ø 238,0 Th 8,0-7,0	(+), +ABS
	92-96		R		23-0384		Bdx	Ø 238,0 Th 8,0-7,0	(-), +ABS
	92-96		R		18-0142	18-0142K		Ø 180,2	-ABS

		Spare Parts	F/R	L/R	METELLI ref.	METELLI ref. w/KIT		DIMENSIONS mm.	NOTE
1.8 (5/853/353A) Eng.F3P706/ 760 (65-66-70-80-81kW)	92-96		R		51-0048		Luc	Ø 20,64 180,0x40	CRCI, RAI
1.8 (5/853/353F, B/C538) Eng.F3P682/ 764/ 765 (65-66-70-80-81kW)	5/94-6/96		F		22-0037-0		Bdx	Th 18,0	
	5/94-6/96		F		22-0120-0	22-0120-0K	Gir	Th 18,0	
	94-96		F		23-0110			Ø 238,0 Th 20,0-17,7	Vent., -ABS
	94-96		F		23-0549			Ø 259,0 Th 20,7-17,7	Vent., +ABS
	94-96		R		23-0236		Bdx	Ø 238,0 Th 8,0-7,0	(+), +ABS
	94-96		R		23-0384		Bdx	Ø 238,0 Th 8,0-7,0	(-), +ABS
	94-96		R		18-0148	18-0148K		Ø 203,3	-ABS
	94-96		R		51-0048		Luc	Ø 20,64 180,0x40	CRCI, RAI
1.8 (B/C538) Eng.F3P700 (65-66-70-80-81kW)	4/92-5/94		F		22-0037-0		Bdx	Th 18,0	
	4/92-5/94		F		22-0120-0	22-0120-0K	Gir	Th 18,0	
	92-94		F		23-0110			Ø 238,0 Th 20,0-17,7	Vent.
	92-94		R		23-0236		Bdx	Ø 238,0 Th 8,0-7,0	(+), +ABS
	92-94		R		23-0384		Bdx	Ø 238,0 Th 8,0-7,0	(-), +ABS
	4/92-5/94		R		53-0346	53-0346Y	Bdx	203,2x39	Hand Brake
	92-94		R		18-0148	18-0148K		Ø 203,3	
	92-94		R		51-0029		Bdx	Ø 19,05 203,0x39	RAI
	92-94		R		51-0048		Luc	Ø 20,64 180,0x40	CRCI, RAI
1.8 (B/C53Y) Eng.F3P704/ 705/ 706/ 707/ 708/ 760 (65-66-70-80-81kW)	4/92-6/96		F		22-0037-0		Bdx	Th 18,0	
	4/92-6/96		F		22-0120-0	22-0120-0K	Gir	Th 18,0	
	92-96		F		23-0110			Ø 238,0 Th 20,0-17,7	Vent.
	92-96		R		23-0236		Bdx	Ø 238,0 Th 8,0-7,0	(+), +ABS
	92-96		R		23-0384		Bdx	Ø 238,0 Th 8,0-7,0	(-), +ABS
	92-96		R		18-0142	18-0142K		Ø 180,2	
	92-96		R		51-0048		Luc	Ø 20,64 180,0x40	CRCI, RAI
1.8 16v (B/C53D) Eng.F7P704 (99-101kW)	4/92-6/96		F		22-0120-0	22-0120-0K	Gir	Th 18,0	
	92-96		F		23-0110			Ø 238,0 Th 20,0-17,7	Vent., +ABS
	92-96		R		23-0198			Ø 238,0 Th 8,0-7,0	(+), -ABS
	92-96		R		23-0236		Bdx	Ø 238,0 Th 8,0-7,0	(+), +ABS
	92-96		R		23-0384		Bdx	Ø 238,0 Th 8,0-7,0	(-), +ABS
	92-96		R		23-0383		Bdx	Ø 238,0 Th 8,0-7,0	(-), -ABS
1.9 D (B/C53I/J) Eng.F8Q742 (47-66-68kW)	4/92-12/95		F		22-0037-0		Bdx	Th 18,0	
	4/92-12/95		F		22-0120-0	22-0120-0K	Gir	Th 18,0	
	92-95		F		23-0082			Ø 238,0 Th 12,0-10,5	
	92-95		R		23-0236		Bdx	Ø 238,0 Th 8,0-7,0	(+), +ABS
	92-95		R		23-0384		Bdx	Ø 238,0 Th 8,0-7,0	(-), +ABS
	4/92-12/95		R		53-0346	53-0346Y	Bdx	203,2x39	Hand Brake
	92-95		R		18-0142	18-0142K		Ø 180,2	
	92-95		R		51-0029		Bdx	Ø 19,05 203,0x39	RAI, Societé
	92-95		R		51-0021		Bdx	Ø 20,64 180,0x40	CRCI, RAI
	92-95		R		51-0048		Luc	Ø 20,64 180,0x40	CRCI, RAI
1.9 DT (B/C53K) Eng.F8Q744 (47-66-68kW)	4/92-12/95		F		22-0037-0		Bdx	Th 18,0	
	4/92-12/95		F		22-0120-0	22-0120-0K	Gir	Th 18,0	
	92-95		F		23-0082			Ø 238,0 Th 12,0-10,5	
	92-95		F		23-0110			Ø 238,0 Th 20,0-17,7	Vent.
	92-95		R		23-0236		Bdx	Ø 238,0 Th 8,0-7,0	(+), +ABS
	92-95		R		23-0384		Bdx	Ø 238,0 Th 8,0-7,0	(-), +ABS
	4/92-12/95		R		53-0346	53-0346Y	Bdx	203,2x39	Hand Brake
	92-95		R		18-0142	18-0142K		Ø 180,2	
	92-95		R		51-0029		Bdx	Ø 19,05 203,0x39	RAI, Societé
	92-95		R		51-0021		Bdx	Ø 20,64 180,0x40	CRCI, RAI
	92-95		R		51-0048		Luc	Ø 20,64 180,0x40	CRCI, RAI
1.9 DT (B/C53T) Eng.F8Q744 (47-66-68kW)	4/92-12/95		F		22-0037-0		Bdx	Th 18,0	
	4/92-12/95		F		22-0120-0	22-0120-0K	Gir	Th 18,0	
	92-95		F		23-0082			Ø 238,0 Th 12,0-10,5	
	92-95		F		23-0110			Ø 238,0 Th 20,0-17,7	Vent.
	92-95		R		23-0236		Bdx	Ø 238,0 Th 8,0-7,0	(+), +ABS
	92-95		R		23-0384		Bdx	Ø 238,0 Th 8,0-7,0	(-), +ABS
	4/92-12/95		R		53-0346	53-0346Y	Bdx	203,2x39	Hand Brake
	92-95		R		18-0148	18-0148K		Ø 203,3	
	92-95		R		51-0029		Bdx	Ø 19,05 203,0x39	RAI, Societé
	92-95		R		51-0021		Bdx	Ø 20,64 180,0x40	CRCI, RAI
	92-95		R		51-0048		Luc	Ø 20,64 180,0x40	CRCI, RAI



















































				Spare Parts	F/R	L/R	METELLI ref.	METELLI ref. w/KIT		DIMENSIONS mm.	NOTE	
<b>R19 II (D53) Cabrio 4/92-6/96</b>												
1.7 (D53F) Eng.F3N742/ 743 (55-66-70kW)	4/92-12/95		F				<b>22-0037-0</b>		Bdx	Th 18,0		
	4/92-12/95		F			<b>22-0120-0</b>	<b>22-0120-0K</b>	Gir	Th 18,0			
	92-95		F				<b>23-0110</b>			Ø 238,0 Th 20,0-17,7	Vent.	
	92-95		R			<b>23-0236</b>		Bdx	Ø 238,0 Th 8,0-7,0	(+o), +ABS		
	92-95		R				<b>23-0384</b>		Bdx	Ø 238,0 Th 8,0-7,0	(-o), +ABS	
	4/92-12/95		R				<b>53-0345</b>	<b>53-0345Y</b>	Bdx	180,0x42	Hand Brake	
	4/92-12/95		R				<b>53-0344</b>		Luc	180,0x42	Hand Brake	
	92-95		R				<b>18-0148</b>	<b>18-0148K</b>		Ø 203,3		
1.8 (853A, D53Y) Eng.F3P704/ 705/ 706/ 707/ 708/ 760 (65-66-70-80-81kW)	4/92-6/96		F				<b>22-0037-0</b>		Bdx	Th 18,0		
	4/92-6/96		F			<b>22-0120-0</b>	<b>22-0120-0K</b>	Gir	Th 18,0			
	92-96		F				<b>23-0110</b>			Ø 238,0 Th 20,0-17,7	Vent.	
	92-96		R				<b>23-0236</b>		Bdx	Ø 238,0 Th 8,0-7,0	(+o), +ABS	
	92-96		R					<b>23-0384</b>		Bdx	Ø 238,0 Th 8,0-7,0	(-o), +ABS
	4/92-6/96		R					<b>53-0344</b>		Luc	180,0x42	Hand Brake
	92-96		R				<b>18-0142</b>	<b>18-0142K</b>		Ø 180,2		
	92-96		R				<b>51-0048</b>		Luc	Ø 20,64 180,0x40	CRCI, RAI	
1.8 (D53C, V) Eng.F3P682/ 764/ 765 (65-66-70-80-81kW)	5/94-6/96		F				<b>22-0037-0</b>		Bdx	Th 18,0		
	5/94-6/96		F			<b>22-0120-0</b>	<b>22-0120-0K</b>	Gir	Th 18,0			
	-96		F				<b>23-0110</b>			Ø 238,0 Th 20,0-17,7	Ch 971106-, Vent.	
	94-96		R				<b>23-0236</b>		Bdx	Ø 238,0 Th 8,0-7,0	(+o), +ABS	
	94-96		R					<b>23-0384</b>		Bdx	Ø 238,0 Th 8,0-7,0	(-o), +ABS
	5/94-6/96		R					<b>53-0344</b>		Luc	180,0x42	Hand Brake
1.8 16v (D53D) Eng.F7P704 (99-101kW)	4/92-6/96		F				<b>22-0120-0</b>	<b>22-0120-0K</b>	Gir	Th 18,0		
	92-96		F				<b>23-0110</b>			Ø 238,0 Th 20,0-17,7	Vent., +ABS	
	92-96		R				<b>23-0236</b>			Ø 238,0 Th 8,0-7,0	(+o), +ABS	
	92-96		R				<b>23-0198</b>			Ø 238,0 Th 8,0-7,0	(+o), -ABS	
	92-96		R					<b>23-0384</b>		Bdx	Ø 238,0 Th 8,0-7,0	(-o), +ABS
	92-96		R					<b>23-0383</b>		Bdx	Ø 238,0 Th 8,0-7,0	(-o), -ABS
	<b>R19 II (L53) Chamade 1/92-12/95</b>											
1.2 (L530) Eng.C1G730 (40kW)	92-95		F				<b>23-0082</b>			Ø 238,0 Th 12,0-10,5		
	4/92-12/95		R				<b>53-0345</b>	<b>53-0345Y</b>	Bdx	180,0x42	Hand Brake	
	92-95		R				<b>18-0142</b>	<b>18-0142K</b>		Ø 180,2		
	92-95		R				<b>51-0021</b>		Bdx	Ø 20,64 180,0x40	CRCI, RAI	
	92-95		R					<b>51-0048</b>		Luc	Ø 20,64 180,0x40	CRCI, RAI
1.2 (L53W) Eng.E7F700/ 706/ 730 (46kW)	4/92-12/95		F				<b>22-0037-0</b>		Bdx	Th 18,0		
	4/92-12/95		F			<b>22-0120-0</b>	<b>22-0120-0K</b>	Gir	Th 18,0			
	92-95		F				<b>23-0082</b>			Ø 238,0 Th 12,0-10,5		
	4/92-12/95		R				<b>53-0345</b>	<b>53-0345Y</b>	Bdx	180,0x42	Hand Brake	
	92-95		R					<b>18-0142</b>	<b>18-0142K</b>		Ø 180,2	
	92-95		R					<b>51-0021</b>		Bdx	Ø 20,64 180,0x40	CRCI, RAI
	92-95		R					<b>51-0048</b>		Luc	Ø 20,64 180,0x40	CRCI, RAI
1.4 (L532/531) Eng.C3J710 (43kW)	4/92-12/95		F				<b>22-0037-0</b>		Bdx	Th 18,0		
	4/92-12/95		F			<b>22-0120-0</b>	<b>22-0120-0K</b>	Gir	Th 18,0			
	92-95		F				<b>23-0082</b>			Ø 238,0 Th 12,0-10,5		
	4/92-12/95		R				<b>53-0345</b>	<b>53-0345Y</b>	Bdx	180,0x42	Hand Brake	
	92-95		R					<b>18-0142</b>	<b>18-0142K</b>		Ø 180,2	
	92-95		R					<b>51-0021</b>		Bdx	Ø 20,64 180,0x40	CRCI, RAI
	92-95		R					<b>51-0048</b>		Luc	Ø 20,64 180,0x40	CRCI, RAI
1.4 (L535) Eng.E7J742 (52-55-57kW)	11/93-12/95		F				<b>22-0037-0</b>		Bdx	Th 18,0		
	11/93-12/95		F			<b>22-0120-0</b>	<b>22-0120-0K</b>	Gir	Th 18,0			
	93-95		F				<b>23-0082</b>			Ø 238,0 Th 12,0-10,5		
	93-95		R				<b>23-0236</b>		Bdx	Ø 238,0 Th 8,0-7,0	(+o), +ABS	
	93-95		R					<b>23-0384</b>		Bdx	Ø 238,0 Th 8,0-7,0	(-o), +ABS
	11/93-12/95		R					<b>53-0345</b>	<b>53-0345Y</b>	Bdx	180,0x42	Hand Brake
	93-95		R					<b>18-0142</b>	<b>18-0142K</b>		Ø 180,2	-ABS
1.4 (L53A,G) Eng.E6J700/ 701 (59kW)	1/92-12/95		F				<b>22-0037-0</b>		Bdx	Th 18,0		
	1/92-12/95		F			<b>22-0120-0</b>	<b>22-0120-0K</b>	Gir	Th 18,0			
	92-95		F				<b>23-0082</b>			Ø 238,0 Th 12,0-10,5		
	92-95		R				<b>23-0236</b>			Ø 238,0 Th 8,0-7,0	(+o), +ABS	
	92-95		R					<b>23-0384</b>		Bdx	Ø 238,0 Th 8,0-7,0	(-o), +ABS
	1/92-12/95		R					<b>53-0345</b>	<b>53-0345Y</b>	Bdx	180,0x42	Hand Brake
	92-95		R					<b>18-0142</b>	<b>18-0142K</b>		Ø 180,2	
	92-95		R					<b>51-0021</b>		Bdx	Ø 20,64 180,0x40	CRCI, RAI
	92-95		R					<b>51-0048</b>		Luc	Ø 20,64 180,0x40	CRCI, RAI



		Spare Parts	F/R	L/R	METELLI ref.	METELLI ref. w/KIT		DIMENSIONS mm.	NOTE
1.7 (L533) Eng.F3N742/ 743 (55-68-70kW)	4/92-12/95		F		22-0037-0		Bdx	Th 18,0	
	4/92-12/95		F		22-0120-0	22-0120-0K	Gir	Th 18,0	
	92-95		F		23-0110			Ø 238,0 Th 20,0-17,7	Vent.
	92-95		R		23-0236			Ø 238,0 Th 8,0-7,0	(+o), +ABS
	92-95		R		23-0384		Bdx	Ø 238,0 Th 8,0-7,0	(-o), +ABS
	4/92-12/95		R		53-0345	53-0345Y	Bdx	180,0x42	Hand Brake
	4/92-12/95		R		53-0344		Luc	180,0x42	Hand Brake
	92-95		R		18-0142	18-0142K		Ø 180,2	
	92-95		R		51-0021		Bdx	Ø 20,64 180,0x40	CRCI, RAI
	92-95		R		51-0048		Luc	Ø 20,64 180,0x40	CRCI, RAI
1.7 (L53B) Eng.F3N740/ 741 (55-66-70kW)	4/92-12/95		F		22-0037-0		Bdx	Th 18,0	
	4/92-12/95		F		22-0120-0	22-0120-0K	Gir	Th 18,0	
	92-95		F		23-0082			Ø 238,0 Th 12,0-10,5	
	4/92-12/95		R		53-0345	53-0345Y	Bdx	180,0x42	Hand Brake
	4/92-12/95		R		53-0344		Luc	180,0x42	Hand Brake
	92-95		R		18-0142	18-0142K		Ø 180,2	
	92-95		R		51-0021		Bdx	Ø 20,64 180,0x40	CRCI, RAI
	92-95		R		51-0048		Luc	Ø 20,64 180,0x40	CRCI, RAI
1.7 (L53C, F) Eng.F3N742/ 743 (55-66-70kW)	4/92-12/95		F		22-0037-0		Bdx	Th 18,0	
	4/92-12/95		F		22-0120-0	22-0120-0K	Gir	Th 18,0	
	92-95		F		23-0110			Ø 238,0 Th 20,0-17,7	Vent.
	92-95		R		23-0236			Ø 238,0 Th 8,0-7,0	(+o), +ABS
	92-95		R		23-0384		Bdx	Ø 238,0 Th 8,0-7,0	(-o), +ABS
	4/92-12/95		R		53-0345	53-0345Y	Bdx	180,0x42	Hand Brake
	92-95		R		18-0148	18-0148K		Ø 203,3	
1.7 16v (L539) Eng.F7P704 (99kW)	92-95		F		23-0549			Ø 259,0 Th 20,7-17,7	Vent.
	92-95		R		23-0236			Ø 238,0 Th 8,0-7,0	(+o), +ABS
	92-95		R		23-0198			Ø 238,0 Th 8,0-7,0	(+o), -ABS
	92-95		R		23-0384		Bdx	Ø 238,0 Th 8,0-7,0	(-o), +ABS
	92-95		R		23-0383		Bdx	Ø 238,0 Th 8,0-7,0	(-o), -ABS
	4/92-12/95		R		53-0345	53-0345Y	Bdx	180,0x42	Hand Brake
	4/92-12/95		R		53-0344		Luc	180,0x42	Hand Brake
1.8 (L453A/F) Eng.F3P706/ 760 (65-66-70-80-81kW)	4/92-12/95		F		22-0037-0		Bdx	Th 18,0	
	4/92-12/95		F		22-0120-0	22-0120-0K	Gir	Th 18,0	
	92-95		F		23-0110			Ø 238,0 Th 20,0-17,7	Vent., -ABS
	92-95		F		23-0549			Ø 259,0 Th 20,7-17,7	Vent., +ABS
	92-95		R		23-0236		Bdx	Ø 238,0 Th 8,0-7,0	(+o), +ABS
	92-95		R		23-0384		Bdx	Ø 238,0 Th 8,0-7,0	(-o), +ABS
	4/92-12/95		R		53-0344		Luc	180,0x42	Hand Brake
	92-95		R		18-0142	18-0142K		Ø 180,2	-ABS
92-95	R			51-0048		Luc	Ø 20,64 180,0x40	CRCI, RAI	
1.8 (L538) Eng.F3P700 (65-66-70-80-81kW)	4/92-5/94		F		22-0037-0		Bdx	Th 18,0	
	4/92-5/94		F		22-0120-0	22-0120-0K	Gir	Th 18,0	
	92-94		F		23-0110			Ø 238,0 Th 20,0-17,7	Vent.
	92-94		R		23-0236			Ø 238,0 Th 8,0-7,0	(+o), +ABS
	92-94		R		23-0384		Bdx	Ø 238,0 Th 8,0-7,0	(-o), +ABS
	4/92-5/94		R		53-0346	53-0346Y	Bdx	203,2x39	Hand Brake
92-94		R		18-0148	18-0148K		Ø 203,3		
1.8 (L53V, L538) Eng.F3P682/ 764/ 765 (65-66-70-80-81kW)	5/94-12/95		F		22-0037-0		Bdx	Th 18,0	
	5/94-12/95		F		22-0120-0	22-0120-0K	Gir	Th 18,0	
	94-95		F		23-0110			Ø 238,0 Th 20,0-17,7	Vent., -ABS
	94-95		F		23-0549			Ø 259,0 Th 20,7-17,7	Vent., +ABS
	94-95		R		23-0236			Ø 238,0 Th 8,0-7,0	(+o), +ABS
	94-95		R		23-0384		Bdx	Ø 238,0 Th 8,0-7,0	(-o), +ABS
	5/94-12/95		R		53-0346	53-0346Y	Bdx	203,2x39	Hand Brake
	94-95		R		18-0148	18-0148K		Ø 203,3	-ABS
94-95	R			51-0048		Luc	Ø 20,64 180,0x40	CRCI, RAI	
1.8 (L53Y) Eng.F3P704/ 705/ 706/ 707/ 708/ 760 (65kW)	4/92-12/95		F		22-0037-0		Bdx	Th 18,0	
	4/92-12/95		F		22-0120-0	22-0120-0K	Gir	Th 18,0	
	92-95		F		23-0110			Ø 238,0 Th 20,0-17,7	Vent.
	92-95		R		23-0236			Ø 238,0 Th 8,0-7,0	(+o), +ABS
	92-95		R		23-0384		Bdx	Ø 238,0 Th 8,0-7,0	(-o), +ABS
	4/92-12/95		R		53-0344		Luc	180,0x42	Hand Brake
	92-95		R		18-0142	18-0142K		Ø 180,2	
	92-95		R		51-0048		Luc	Ø 20,64 180,0x40	CRCI, RAI






















		Spare Parts	F/R	L/R	METELLI ref.	METELLI ref. w/KIT		DIMENSIONS mm.	NOTE
1.8 16v (L53D) Eng.F7P704 (99-101kW)	4/92-12/95		F		<b>22-0120-0</b>	<b>22-0120-0K</b>	Gir	Th 18,0	
	92-95		F		<b>23-0110</b>			Ø 238,0 Th 20,0-17,7	Vent.
	92-95		R		<b>23-0236</b>			Ø 238,0 Th 8,0-7,0	(+), +ABS
	92-95		R		<b>23-0198</b>			Ø 238,0 Th 8,0-7,0	(+), -ABS
	92-95		R		<b>23-0384</b>		Bdx	Ø 238,0 Th 8,0-7,0	(-), +ABS
	92-95		R		<b>23-0383</b>		Bdx	Ø 238,0 Th 8,0-7,0	(-), -ABS
1.9 D (L53J) Eng.F8Q742 (47-66-68kW)	4/92-12/95		F		<b>22-0037-0</b>		Bdx	Th 18,0	
	4/92-12/95		F		<b>22-0120-0</b>	<b>22-0120-0K</b>	Gir	Th 18,0	
	92-95		F		<b>23-0082</b>			Ø 238,0 Th 12,0-10,5	
	92-95		R		<b>23-0236</b>			Ø 238,0 Th 8,0-7,0	(+), +ABS
	92-95		R		<b>23-0384</b>		Bdx	Ø 238,0 Th 8,0-7,0	(-), +ABS
	4/92-12/95		R		<b>53-0345</b>	<b>53-0345Y</b>	Bdx	180,0x42	Hand Brake
	92-95		R		<b>18-0142</b>	<b>18-0142K</b>		Ø 180,2	
	92-95		R		<b>51-0029</b>		Bdx	Ø 19,05 203,0x39	RAI, Societé
	92-95		R		<b>51-0021</b>		Bdx	Ø 20,64 180,0x40	CRCI, RAI
92-95		R		<b>51-0048</b>		Luc	Ø 20,64 180,0x40	CRCI, RAI	
1.9 DT (L53K) Eng.F8Q744 (68kW)	4/92-12/95		F		<b>22-0037-0</b>		Bdx	Th 18,0	
	4/92-12/95		F		<b>22-0120-0</b>	<b>22-0120-0K</b>	Gir	Th 18,0	
	92-95		F		<b>23-0082</b>			Ø 238,0 Th 12,0-10,5	
	92-95		F		<b>23-0110</b>			Ø 238,0 Th 20,0-17,7	Vent.
	92-95		R		<b>23-0236</b>			Ø 238,0 Th 8,0-7,0	(+), +ABS
	92-95		R		<b>23-0384</b>		Bdx	Ø 238,0 Th 8,0-7,0	(-), +ABS
	4/92-12/95		R		<b>53-0345</b>	<b>53-0345Y</b>	Bdx	180,0x42	Hand Brake
	4/92-12/95		R		<b>53-0346</b>	<b>53-0346Y</b>	Bdx	203,2x39	Hand Brake
	92-95		R		<b>18-0148</b>	<b>18-0148K</b>		Ø 203,3	
1.9 DT (L53T) Eng.F8Q744 (47-66-68kW)	4/92-12/95		F		<b>22-0037-0</b>		Bdx	Th 18,0	
	4/92-12/95		F		<b>22-0120-0</b>	<b>22-0120-0K</b>	Gir	Th 18,0	
	92-95		F		<b>23-0082</b>			Ø 238,0 Th 12,0-10,5	
	92-95		F		<b>23-0110</b>			Ø 238,0 Th 20,0-17,7	Vent.
	92-95		R		<b>23-0236</b>			Ø 238,0 Th 8,0-7,0	(+), +ABS
	92-95		R		<b>23-0384</b>		Bdx	Ø 238,0 Th 8,0-7,0	(-), +ABS
	4/92-12/95		R		<b>53-0345</b>	<b>53-0345Y</b>	Bdx	180,0x42	Hand Brake
	4/92-12/95		R		<b>53-0346</b>	<b>53-0346Y</b>	Bdx	203,2x39	Hand Brake
	92-95		R		<b>18-0148</b>	<b>18-0148K</b>		Ø 203,3	
<b>R20 (127) 10/75-12/83</b>									
1.6 (1271) Eng.843720/ 721 (66-68-71kW)	-80		F		<b>22-0005-5</b>		Bdx	Th 14,0	
	80-		F		<b>22-0037-0</b>		Bdx	Th 18,0	
	80-		F		<b>22-0120-0</b>	<b>22-0120-0K</b>	Gir	Th 18,0	
	75-		F		<b>23-0050</b>			Ø 228,0 Th 20,0-19,0	Ch -187000, Vent.
	-83		F		<b>23-0067</b>			Ø 238,0 Th 20,0-17,7	Ch 187001-, Vent.
	10/75-12/83		R		<b>53-0340</b>	<b>53-0340K</b>	Bdx	228,6x42	Hand Brake
	10/75-12/83		R		<b>53-0475</b>		Luc	228,6x42	Hand Brake
	75-83		R		<b>51-0019</b>		Bdx	Ø 22,00 228,0x42	RAD
2.0 (1272) Eng.829700/ 701 (59-63-76-80-81kW)	-80		F		<b>22-0186-0</b>		Bdx	Th 18,5	
	77-80		F		<b>23-0051</b>			Ø 252,0 Th 24,0-22,0	Vent., A/T
	10/77-10/80		R		<b>53-0340</b>	<b>53-0340K</b>	Bdx	228,6x42	Hand Brake
	10/77-10/80		R		<b>53-0475</b>		Luc	228,6x42	Hand Brake
	77-80		R		<b>18-0144</b>			Ø 228,6	Sweden
	77-80		R		<b>51-0019</b>		Bdx	Ø 22,00 228,0x42	RAD
2.0 (1277) Eng.829702/ 703 (59-63-76-80-81kW)	-81		F		<b>22-0186-0</b>		Bdx	Th 18,5	
	81-		F		<b>22-0037-0</b>		Bdx	Th 18,0	
	81-		F		<b>22-0120-0</b>	<b>22-0120-0K</b>	Gir	Th 18,0	
	80-81		F		<b>23-0051</b>			Ø 252,0 Th 24,0-22,0	Vent., A/T
	81-83		F		<b>23-0067</b>			Ø 238,0 Th 20,0-17,7	Vent., A/T
	10/80-12/83		R		<b>53-0340</b>	<b>53-0340K</b>	Bdx	228,6x42	Hand Brake
	10/80-12/83		R		<b>53-0475</b>		Luc	228,6x42	Hand Brake
	80-83		R		<b>18-0144</b>			Ø 228,6	
	80-83		R		<b>51-0019</b>		Bdx	Ø 22,00 228,0x42	RAD
2.1 D (1276) Eng.852710 (43-46-50kW)	80-		F		<b>22-0037-0</b>		Bdx	Th 18,0	
	80-		F		<b>22-0120-0</b>	<b>22-0120-0K</b>	Gir	Th 18,0	
	80-83		F		<b>23-0067</b>			Ø 238,0 Th 20,0-17,7	Vent.
	10/80-12/83		R		<b>53-0340</b>	<b>53-0340K</b>	Bdx	228,6x42	Hand Brake
	10/80-12/83		R		<b>53-0475</b>		Luc	228,6x42	Hand Brake
	80-83		R		<b>18-0144</b>			Ø 228,6	
	80-83		R		<b>51-0019</b>		Bdx	Ø 22,00 228,0x42	RAD
2.1 TD (1270) Eng.J8S702 (63kW)	82-		F		<b>22-0037-0</b>		Bdx	Th 18,0	
	82-		F		<b>22-0120-0</b>	<b>22-0120-0K</b>	Gir	Th 18,0	

		Spare Parts	F/R	L/R	METELLI ref.	METELLI ref. w/KIT		DIMENSIONS mm.	NOTE
2.1 TD (1270) Eng.J8S702 (63kW)	82-83		F		23-0067			Ø 238,0 Th 20,0-17,7	Vent.
	1/82-12/83		R		53-0340	53-0340K	Bdx	228,6x42	Hand Brake
	1/82-12/83		R		53-0475		Luc	228,6x42	Hand Brake
	82-83		R		18-0144			Ø 228,6	
2.2 (1279) Eng.851700 (67-70-74-76-79-85-89-91-101kW)	82-83		R		51-0019		Bdx	Ø 22,00 228,0x42	RAD
	-81		F		22-0186-0		Bdx	Th 18,5	
	81-		F		22-0037-0		Bdx	Th 18,0	
	81-		F		22-0120-0	22-0120-0K	Gir	Th 18,0	
	80-83		F		23-0051			Ø 252,0 Th 24,0-22,0	Vent., A/T
	10/80-12/83		R		53-0340	53-0340K	Bdx	228,6x42	Hand Brake
10/80-12/83		R		53-0475		Luc	228,6x42	Hand Brake	
80-83		R		51-0019		Bdx	Ø 22,00 228,0x42	RAD	
<b>R21 (B48) 3/86-6/94</b>									
1.4 (B48D) Eng.C2J770 (43-46-50-53kW)	88-93		F		23-0082			Ø 238,0 Th 12,0-10,5	
	6/88-5/93		R		53-0345	53-0345Y	Bdx	180,0x42	Hand Brake
	6/89-		R		18-0143	18-0143K		Ø 180,2	
1.4 (B48U) Eng.C2J770 (50kW)	88-93		F		23-0110			Ø 238,0 Th 20,0-17,7	Vent.
	6/88-5/93		R		53-0345	53-0345Y	Bdx	180,0x42	Hand Brake
	90-92		R		18-0143	18-0143K		Ø 180,2	
1.7 (B481,484) Eng.F2N712 (55-59-64-68kW)	7/86-2/94		F		22-0037-0		Bdx	Th 18,0	
	7/86-2/94		F		22-0120-0	22-0120-0K	Gir	Th 18,0	
	86-94		F		23-0082			Ø 238,0 Th 12,0-10,5	
	7/86-2/94		R		53-0345	53-0345Y	Bdx	180,0x42	Hand Brake
	7/86-2/94		R		53-0346	53-0346Y	Bdx	203,2x39	GTS, Hand Brake
	86-94		R		18-0143	18-0143K		Ø 180,2	
1.7 (B482) Eng.F2N712/ 716 (55kW)	7/86-2/94		F		22-0037-0		Bdx	Th 18,0	
	7/86-2/94		F		22-0120-0	22-0120-0K	Gir	Th 18,0	
	86-94		F		23-0110			Ø 238,0 Th 20,0-17,7	Vent.
	7/86-2/94		R		53-0345	53-0345Y	Bdx	180,0x42	Hand Brake
	7/86-2/94		R		53-0346	53-0346Y	Bdx	203,2x39	GTS, Hand Brake
	86-94		R		18-0143	18-0143K		Ø 180,2	Incl. Spain
	3/87-3/91		R		51-0020		Bdx	Ø 22,00 180,0x40	CRCI, RAI
1.7 (B48A,F,P) Eng.F2N750/ F3N726 (54kW)	7/86-2/94		F		22-0037-0		Bdx	Th 18,0	
	7/86-2/94		F		22-0120-0	22-0120-0K	Gir	Th 18,0	
	86-94		F		23-0110			Ø 238,0 Th 20,0-17,7	Vent.
	7/86-2/94		R		53-0345	53-0345Y	Bdx	180,0x42	Hand Brake
	7/86-2/94		R		53-0346	53-0346Y	Bdx	203,2x39	GTS, Hand Brake
	86-91		R		18-0143	18-0143K		Ø 180,2	
	91-94		R		18-0144			Ø 228,6	
	3/87-3/91		R		51-0020		Bdx	Ø 22,00 180,0x40	CRCI, RAI
86-2/87		R		51-0017		Bdx	Ø 22,00 180,0x40	RAI	
1.7 (B48E) Eng.F3N722/ 723 (66-69kW)	3/86-2/94		F		22-0037-0		Bdx	Th 18,0	
	3/86-2/94		F		22-0120-0	22-0120-0K	Gir	Th 18,0	
	86-94		F		23-0110			Ø 238,0 Th 20,0-17,7	Vent.
	3/86-2/94		R		53-0345	53-0345Y	Bdx	180,0x42	Hand Brake
	3/86-2/94		R		53-0346	53-0346Y	Bdx	203,2x39	GTS, Hand Brake
	86-94		R		18-0143	18-0143K		Ø 180,2	
1.9 D (B48H/I) Eng.F8Q710 (47kW)	3/87-3/91		R		51-0020		Bdx	Ø 22,00 180,0x40	CRCI, RAI
	9/89-10/93		F		22-0037-0		Bdx	Th 18,0	
	9/89-10/93		F		22-0120-0	22-0120-0K	Gir	Th 18,0	
	89-93		F		23-0110			Ø 238,0 Th 20,0-17,7	Vent.
	9/89-10/93		R		53-0345	53-0345Y	Bdx	180,0x42	Hand Brake
	89-93		R		18-0143	18-0143K		Ø 180,2	
2.0 (B483) Eng.J7R750 (86kW)	89-3/91		R		51-0020		Bdx	Ø 22,00 180,0x40	CRCI, RAI
	3/86-12/93		F		22-0096-0		Bdx	Th 17,0	
	3/86-12/93		R		22-0147-1		Bdx	Th 14,0	
	86-93		F		23-0152			Ø 265,0 Th 20,5-17,7	Vent.
	6/89-93		R		18-0144			Ø 228,6	
2.0 (B48C) Eng.J7R746/ 747 (88kW)	86-93		R		51-0062		Luc	Ø 22,20 229,0x41	LUC
	3/86-12/93		F		22-0096-0		Bdx	Th 17,0	
	3/86-12/93		R		22-0147-1		Bdx	Th 14,0	
	86-93		F		23-0152			Ø 265,0 Th 20,5-17,7	Vent.
	3/86-12/93		R		53-0345	53-0345Y	Bdx	180,0x42	Hand Brake
	3/86-12/93		R		53-0475		Luc	228,6x42	Hand Brake
2.0 (B48J) Eng.F2R702 (64kW)	90-93		R		18-0144			Ø 228,6	
	3/86-12/93		F		22-0096-0		Bdx	Th 17,0	
	3/86-12/93		R		22-0147-1		Bdx	Th 14,0	



















































		Spare Parts	F/R	L/R	METELLI ref.	METELLI ref. w/KIT		DIMENSIONS mm.	NOTE	
2.0 (B48J) Eng.F2R702 (64kW)	86-93		F		23-0110			Ø 238,0 Th 20,0-17,7	Vent.	
	3/86-12/93		R		53-0345	53-0345Y	Bdx	180,0x42	Hand Brake	
	3/86-12/93		R		53-0475		Luc	228,6x42	Hand Brake	
	86-93		R		18-0143	18-0143K		Ø 180,2		
	3/87-3/91		R		51-0020		Bdx	Ø 22,00 180,0x40	CRCl, RAI	
2.0, 4WD (B48Y/R) Eng.J7R740 (99kW)	86-2/87		R		51-0017		Bdx	Ø 22,00 180,0x40	RAI	
	12/89-2/94		F		22-0096-0		Bdx	Th 17,0		
	12/89-2/94		R		22-0147-1		Bdx	Th 14,0		
2.1 D (B480) Eng.J8S784 (43-46-50-53kW)	89-94		F		23-0352			Ø 285,0 Th 21,0-19,0	Vent.	
	4/92-6/94		F		22-0096-0		Bdx	Th 17,0		
	4/92-6/94		R		22-0147-1		Bdx	Th 14,0		
	92-94		F		23-0151			Ø 244,0 Th 20,5-17,7	Vent.	
	4/92-6/94		R		53-0345	53-0345Y	Bdx	180,0x42	Hand Brake	
2.1 D (B48V, B48O) Eng.J8S600/ 740 (44-48-53-66kW)	4/92-6/94		R		53-0475		Luc	228,6x42	Hand Brake	
	92-94		R		18-0143	18-0143K		Ø 180,2		
	9/89-6/94		F		22-0096-0		Bdx	Th 17,0		
	9/89-6/94		R		22-0147-1		Bdx	Th 14,0		
	89-94		F		23-0151			Ø 244,0 Th 20,5-17,7	Vent.	
2.1 TD (B486/B488/B48V) Eng.J8S714/786/788 (65kW)	9/89-6/94		R		53-0345	53-0345Y	Bdx	180,0x42	Hand Brake	
	9/89-6/94		R		53-0475		Luc	228,6x42	Hand Brake	
	89-94		R		18-0143	18-0143K		Ø 180,2		
	86-94		F		22-0096-0		Bdx	Th 17,0		
	86-94		R		22-0147-1		Bdx	Th 14,0		
	86-94		F		23-0151			Ø 244,0 Th 20,5-17,7	Vent.	
	3/86-6/94		R		53-0345	53-0345Y	Bdx	180,0x42	Hand Brake	
	3/86-6/94		R		53-0475		Luc	228,6x42	Hand Brake	
	6/89-94		R		18-0144			Ø 228,6	Only Mod. B488/B48V	
	86-94		R		18-0143	18-0143K		Ø 180,2	Only Mod. B486	
2.2, 4WD (B48K) Eng.J7T754/ 755 (79kW)	3/87-3/91		R		51-0020		Bdx	Ø 22,00 180,0x40	CRCl, RAI, Only Mod. B486	
	86-2/87		R		51-0017		Bdx	Ø 22,00 180,0x40	RAI, Only Mod. B486	
	86-94		R		51-0062		Luc	Ø 22,20 229,0x41	LUC, Only Mod. B488/B48V	
	7/86-2/94		F		22-0096-0		Bdx	Th 17,0		
	7/86-2/94		R		22-0147-1		Bdx	Th 14,0		
	86-94		F		23-0152			Ø 265,0 Th 20,5-17,7	Vent.	
R21 (K48) Nevada 3/86-9/95	7/86-2/94		R		53-0475		Luc	228,6x42	Hand Brake	
	86-94		R		18-0144			Ø 228,6		
	86-94		R		51-0062		Luc	Ø 22,20 229,0x41	LUC	
	1.7 (K481) Eng.F2N712 (55kW)	6/86-3/93		F		22-0037-0		Bdx	Th 18,0	
	6/86-3/93		F		22-0120-0	22-0120-0K	Gir	Th 18,0		
1.7 (K482) Eng.F2N710 (65kW)	86-		F		23-0110			Ø 238,0 Th 20,0-17,7	Vent.	
	6/86-3/93		R		53-0345	53-0345Y	Bdx	180,0x42	Hand Brake	
	6/86-3/93		R		53-0346	53-0346Y	Bdx	203,2x39	GTS, Hand Brake	
	10/86-12/88		F		22-0037-0		Bdx	Th 18,0		
	10/86-12/88		F		22-0120-0	22-0120-0K	Gir	Th 18,0		
1.7 (K48E) Eng.F3N722/ 723 (66-69kW)	86-		F		23-0110			Ø 238,0 Th 20,0-17,7	Vent.	
	10/86-12/88		R		53-0345	53-0345Y	Bdx	180,0x42	Hand Brake	
	10/86-12/88		R		53-0346	53-0346Y	Bdx	203,2x39	GTS, Hand Brake	
	86-		R		18-0144			Ø 228,6		
	86-		R		51-0067		Luc	Ø 20,64 228,0x40	LUC	
	86-		R		51-0062		Luc	Ø 22,20 229,0x41	LUC, Exc. 4WD	
1.7 (K48F) Kat Eng.F3N726 (54kW)	6/86-12/93		F		22-0037-0		Bdx	Th 18,0		
	6/86-12/93		F		22-0120-0	22-0120-0K	Gir	Th 18,0		
	86-93		F		23-0110			Ø 238,0 Th 20,0-17,7	Vent.	
	6/86-12/93		R		53-0345	53-0345Y	Bdx	180,0x42	Hand Brake	
	6/86-12/93		R		53-0346	53-0346Y	Bdx	203,2x39	GTS, Hand Brake	
1.7 (K48M) Eng.F2N750 (54kW)	5/88-6/93		F		22-0037-0		Bdx	Th 18,0		
	5/88-6/93		F		22-0120-0	22-0120-0K	Gir	Th 18,0		
	88-		F		23-0110			Ø 238,0 Th 20,0-17,7	Vent.	
	5/88-6/93		R		53-0345	53-0345Y	Bdx	180,0x42	Hand Brake	
	5/88-6/93		R		53-0346	53-0346Y	Bdx	203,2x39	GTS, Hand Brake	
1.7 (K488) Eng.F2N750 (54kW)	5/88-6/93		R		53-0475		Luc	228,6x42	Hand Brake	
	6/86-12/89		F		22-0037-0		Bdx	Th 18,0		
	6/86-12/89		F		22-0120-0	22-0120-0K	Gir	Th 18,0		
	86-94		F		23-0110			Ø 238,0 Th 20,0-17,7	Vent.	
	6/86-12/89		R		53-0345	53-0345Y	Bdx	180,0x42	Hand Brake	
	6/86-12/89		R		53-0346	53-0346Y	Bdx	203,2x39	GTS, Hand Brake	

		Spare Parts	F/R	L/R	METELLI ref.	METELLI ref. w/KIT		DIMENSIONS mm.	NOTE
1.7 (K48N) Eng.F2N752 (64kW)	6/87-4/89	F	F		22-0037-0		Bdx	Th 18,0	
	6/87-4/89				22-0120-0	22-0120-0K	Gir	Th 18,0	
	87-	F			23-0110			Ø 238,0 Th 20,0-17,7	Vent.
	6/87-4/89	R			53-0345	53-0345Y	Bdx	180,0x42	Hand Brake
	6/87-4/89	R			53-0346	53-0346Y	Bdx	203,2x39	GTS, Hand Brake
6/87-4/89	R			53-0475		Luc	228,6x42	Hand Brake	
1.9 D (K48H/I) Eng.F8Q710 (47kW)	3/86-8/94	F	F		22-0037-0		Bdx	Th 18,0	
	3/86-8/94				22-0120-0	22-0120-0K	Gir	Th 18,0	
	86-94	F			23-0110			Ø 238,0 Th 20,0-17,7	Vent.
	3/86-8/94	R			53-0345	53-0345Y	Bdx	180,0x42	Hand Brake
2.0 (K483) Eng.J7R750/ 751 (85kW)	6/86-12/88	F	F		22-0096-0		Bdx	Th 17,0	
	6/86-12/88				22-0147-1		Bdx	Th 14,0	
	86-88	F			23-0152			Ø 265,0 Th 20,5-17,7	Vent.
	86-88	R			18-0144			Ø 228,6	
	86-88	R			51-0062		Luc	Ø 22,20 229,0x41	LUC
2.0 (K489) Eng.J6R758/ 759/ 792/ 793 (74-77-81kW)	10/86-12/88	F	F		22-0096-0		Bdx	Th 17,0	
	10/86-12/88				22-0147-1		Bdx	Th 14,0	
	86-93	F			23-0152			Ø 265,0 Th 20,5-17,7	Vent.
	86-89	R			18-0144			Ø 228,6	
2.0 (K48R/Y) Eng.J7R740 (99kW)	6/90-2/94	F	F		22-0096-0		Bdx	Th 17,0	
	6/90-2/94				22-0147-1		Bdx	Th 14,0	
	90-94	F			23-0352			Ø 285,0 Th 21,0-19,0	Vent.
	90-94	R			18-0144			Ø 228,6	
	90-94	R			51-0062		Luc	Ø 22,20 229,0x41	LUC
2.0, 4WD (K48C) Eng.J7R746/ 747 (88kW)	3/86-12/93	F	F		22-0096-0		Bdx	Th 17,0	
	3/86-12/93				22-0147-1		Bdx	Th 14,0	
	86-93	F			23-0152			Ø 265,0 Th 20,5-17,7	Vent.
2.1 D (K480) Eng.J8S784 (44-48-53-66kW)	2/92-9/95	F	F		22-0096-0		Bdx	Th 17,0	
	2/92-9/95				22-0147-1		Bdx	Th 14,0	
	92-95	F			23-0151			Ø 244,0 Th 20,5-17,7	Vent., -ABS
	92-95	F			23-0152			Ø 265,0 Th 20,5-17,7	Vent., +ABS
	2/92-9/95	R			53-0345	53-0345Y	Bdx	180,0x42	Hand Brake
	2/92-9/95	R			53-0475		Luc	228,6x42	Hand Brake
	92-95	R			18-0144			Ø 228,6	
92-95	R			51-0062		Luc	Ø 22,20 229,0x41	LUC	
2.1 D (K48V,O) Eng.J8S600/ 740 (44-48-53-66kW)	8/89-12/92	F	F		22-0096-0		Bdx	Th 17,0	
	8/89-12/92				22-0147-1		Bdx	Th 14,0	
	89-92	F			23-0151			Ø 244,0 Th 20,5-17,7	Vent., -ABS
	89-92	F			23-0152			Ø 265,0 Th 20,5-17,7	Vent., +ABS
	8/89-12/92	R			53-0345	53-0345Y	Bdx	180,0x42	Hand Brake
	8/89-12/92	R			53-0475		Luc	228,6x42	Hand Brake
	89-92	R			18-0144			Ø 228,6	
	89-92	R			51-0062		Luc	Ø 22,20 229,0x41	LUC
2.1 D, 4WD (K486) Eng.J8S704 (48kW)	10/86-5/92	F	F		22-0096-0		Bdx	Th 17,0	
	10/86-5/92				22-0147-1		Bdx	Th 14,0	
	86-92	F			23-0151			Ø 244,0 Th 20,5-17,7	Vent.
	86-92	R			18-0144			Ø 228,6	
86-92	R			51-0062		Luc	Ø 22,20 229,0x41	LUC, Exc. 4WD	
2.1 TD (K488) Eng.J8S788 (65kW)	10/86-11/93	F	F		22-0096-0		Bdx	Th 17,0	
	10/86-11/93				22-0147-1		Bdx	Th 14,0	
	86-93	F			23-0152			Ø 265,0 Th 20,5-17,7	Vent.
	86-93	R			18-0144			Ø 228,6	
	86-93	R			51-0062		Luc	Ø 22,20 229,0x41	LUC
2.1 TD (K48A/P/W, K487) Eng.J8S714/ 786 (65kW)	10/86-11/93	F	F		22-0096-0		Bdx	Th 17,0	
	10/86-11/93				22-0147-1		Bdx	Th 14,0	
	86-93	R			18-0144			Ø 228,6	
	86-93	R			51-0062		Luc	Ø 22,20 229,0x41	LUC
2.2 (K48B) Eng.J7T754/ 755 (79kW)	6/86-12/93	F	F		22-0096-0		Bdx	Th 17,0	
	6/86-12/93				22-0147-1		Bdx	Th 14,0	
	86-93	F			23-0152			Ø 265,0 Th 20,5-17,7	Vent.
	86-93	R			18-0144			Ø 228,6	
	86-93	R			51-0062		Luc	Ø 22,20 229,0x41	LUC
2.2 (K48C) Eng.J7T754/ 755 (79kW)	6/86-12/93	F	F		22-0096-0		Bdx	Th 17,0	
	6/86-12/93				22-0147-1		Bdx	Th 14,0	
	86-93	F			23-0152			Ø 265,0 Th 20,5-17,7	Vent.
	86-93	R			18-0144			Ø 228,6	
	86-93	R			51-0062		Luc	Ø 22,20 229,0x41	LUC




















































			Spare Parts	F/R	L/R	METELLI ref.	METELLI ref. w/KIT		DIMENSIONS mm.	NOTE
2.2, 4WD (K48K) Eng.J7T754/ 755 (79kW)	6/86-12/93		F			<b>22-0096-0</b>		Bdx	Th 17,0	
	6/86-12/93		R			<b>22-0147-1</b>		Bdx	Th 14,0	
	86-93		F			<b>23-0152</b>			Ø 265,0 Th 20,5-17,7	Vent.
	86-93		R			<b>18-0144</b>			Ø 228,6	
<b>R21 (L48) 3/86-6/94</b>										
1.4 (L48D) Eng.C2J770 (43-46-50-53kW)	88-93		F			<b>23-0082</b>			Ø 238,0 Th 12,0-10,5	
	6/88-5/93		R			<b>53-0345</b>	<b>53-0345Y</b>	Bdx	180,0x42	Hand Brake
	88-93		R			<b>18-0143</b>	<b>18-0143K</b>		Ø 180,2	
	88-3/91		R			<b>51-0020</b>		Bdx	Ø 22,00 180,0x40	CRCI, RAI
1.4 (L48U) Eng.C2J770 (50kW)	88-93		F			<b>23-0110</b>			Ø 238,0 Th 20,0-17,7	Vent.
	6/88-5/93		R			<b>53-0345</b>	<b>53-0345Y</b>	Bdx	180,0x42	Hand Brake
	4/91-		R			<b>18-0143</b>	<b>18-0143K</b>		Ø 180,2	
	6/88-3/91		R			<b>18-0144</b>			Ø 228,6	
1.7 (L481) Eng.F2N712 (55kW)	3/86-12/87		F			<b>22-0037-0</b>		Bdx	Th 18,0	
	3/86-12/87		F			<b>22-0120-0</b>	<b>22-0120-0K</b>	Gir	Th 18,0	
	86-87		F			<b>23-0082</b>			Ø 238,0 Th 12,0-10,5	
	3/86-12/87		R			<b>53-0345</b>	<b>53-0345Y</b>	Bdx	180,0x42	Hand Brake
	3/86-12/87		R			<b>53-0346</b>	<b>53-0346Y</b>	Bdx	203,2x39	GTS, Hand Brake
	3/86-12/87		R			<b>53-0475</b>		Luc	228,6x42	Hand Brake
1.7 (L482) Eng.F2N710 (65kW)	3/86-3/93		F			<b>22-0037-0</b>		Bdx	Th 18,0	
	3/86-3/93		F			<b>22-0120-0</b>	<b>22-0120-0K</b>	Gir	Th 18,0	
	86-93		F			<b>23-0110</b>			Ø 238,0 Th 20,0-17,7	Vent.
	3/86-3/93		R			<b>53-0345</b>	<b>53-0345Y</b>	Bdx	180,0x42	Hand Brake
	3/86-3/93		R			<b>53-0346</b>	<b>53-0346Y</b>	Bdx	203,2x39	GTS, Hand Brake
	3/86-5/87		R			<b>18-0143</b>	<b>18-0143K</b>		Ø 180,2	
	3/87-3/91		R			<b>51-0020</b>		Bdx	Ø 22,00 180,0x40	CRCI, RAI
	86-2/87		R			<b>51-0017</b>		Bdx	Ø 22,00 180,0x40	RAI
1.7 (L484) Eng.F2N710 (65kW)	3/86-3/93		F			<b>22-0037-0</b>		Bdx	Th 18,0	
	3/86-3/93		F			<b>22-0120-0</b>	<b>22-0120-0K</b>	Gir	Th 18,0	
	86-93		F			<b>23-0082</b>			Ø 238,0 Th 12,0-10,5	
	3/86-3/93		R			<b>53-0345</b>	<b>53-0345Y</b>	Bdx	180,0x42	Hand Brake
	3/86-3/93		R			<b>53-0346</b>	<b>53-0346Y</b>	Bdx	203,2x39	GTS, Hand Brake
	6/90-5/92		R			<b>18-0143</b>	<b>18-0143K</b>		Ø 180,2	
	6/92-		R			<b>18-0144</b>			Ø 228,6	
	86-3/91		R			<b>51-0020</b>		Bdx	Ø 22,00 180,0x40	CRCI, RAI
1.7 (L48A/P/F) Eng.F2N750/ F3N726 (54kW)	7/86-2/94		F			<b>22-0037-0</b>		Bdx	Th 18,0	
	7/86-2/94		F			<b>22-0120-0</b>	<b>22-0120-0K</b>	Gir	Th 18,0	
	86-94		F			<b>23-0110</b>			Ø 238,0 Th 20,0-17,7	Vent.
	7/86-2/94		R			<b>53-0345</b>	<b>53-0345Y</b>	Bdx	180,0x42	Hand Brake
	7/86-2/94		R			<b>53-0346</b>	<b>53-0346Y</b>	Bdx	203,2x39	GTS, Hand Brake
	7/86-2/94		R			<b>53-0475</b>		Luc	228,6x42	Hand Brake
	86-91		R			<b>18-0143</b>	<b>18-0143K</b>		Ø 180,2	
	91-94		R			<b>18-0144</b>			Ø 228,6	
	3/87-3/91		R			<b>51-0020</b>		Bdx	Ø 22,00 180,0x40	CRCI, RAI
	86-2/87		R			<b>51-0017</b>		Bdx	Ø 22,00 180,0x40	RAI
1.7 (L48E) Eng.F3N722/ 723 (66-69kW)	3/86-2/94		F			<b>22-0037-0</b>		Bdx	Th 18,0	
	3/86-2/94		F			<b>22-0120-0</b>	<b>22-0120-0K</b>	Gir	Th 18,0	
	86-94		F			<b>23-0110</b>			Ø 238,0 Th 20,0-17,7	Vent.
	3/86-2/94		R			<b>53-0345</b>	<b>53-0345Y</b>	Bdx	180,0x42	Hand Brake
	3/86-2/94		R			<b>53-0346</b>	<b>53-0346Y</b>	Bdx	203,2x39	GTS, Hand Brake
1.7 (L48M/N) Eng.F2N752 (44kW)	6/87-4/89		F			<b>22-0037-0</b>		Bdx	Th 18,0	
	6/87-4/89		F			<b>22-0120-0</b>	<b>22-0120-0K</b>	Gir	Th 18,0	
	87-89		F			<b>23-0110</b>			Ø 238,0 Th 20,0-17,7	Vent.
	6/87-4/89		R			<b>53-0345</b>	<b>53-0345Y</b>	Bdx	180,0x42	Hand Brake
	6/87-4/89		R			<b>53-0346</b>	<b>53-0346Y</b>	Bdx	203,2x39	GTS, Hand Brake
	6/87-4/89		R			<b>53-0475</b>		Luc	228,6x42	Hand Brake
	87-89		R			<b>18-0143</b>	<b>18-0143K</b>		Ø 180,2	Germany/Benelux
	87-89		R			<b>51-0020</b>		Bdx	Ø 22,00 180,0x40	CRCI, RAI
1.9 D (L48I/H) Eng.F8Q710 (47kW)	9/89-10/93		F			<b>22-0037-0</b>		Bdx	Th 18,0	
	9/89-10/93		F			<b>22-0120-0</b>	<b>22-0120-0K</b>	Gir	Th 18,0	
	89-93		F			<b>23-0110</b>			Ø 238,0 Th 20,0-17,7	Vent.
	9/89-10/93		R			<b>53-0345</b>	<b>53-0345Y</b>	Bdx	180,0x42	Hand Brake
	89-93		R			<b>18-0143</b>	<b>18-0143K</b>		Ø 180,2	
	89-3/91		R			<b>51-0020</b>		Bdx	Ø 22,00 180,0x40	CRCI, RAI
2.0 Eng.J7R747 (78kW)	5/91-10/93		F			<b>22-0096-0</b>		Bdx	Th 17,0	
	5/91-10/93		R			<b>22-0147-1</b>		Bdx	Th 14,0	

		Spare Parts	F/R	L/R	METELLI ref.	METELLI ref. w/KIT		DIMENSIONS mm.	NOTE
2.0 (L483) Eng.J7R750/ 751 (85kW)	3/86-12/88	F	R		22-0096-0		Bdx	Th 17,0	
	3/86-12/88				22-0147-1		Bdx	Th 14,0	
	86-94	F	R		23-0152			Ø 265,0 Th 20,5-17,7	Vent.
	3/86-12/88	R	R		53-0345	53-0345Y	Bdx	180,0x42	Hand Brake
	3/86-12/88	R	R		53-0475		Luc	228,6x42	Hand Brake
	6/89-12/95	R	R		18-0144			Ø 228,6	
2.0 (L489) Eng.J6R758/ 759/ 792/ 793 (75kW)	86-93	F	R		51-0062		Luc	Ø 22,20 229,0x41	LUC
	3/86-10/93	F	R		22-0096-0		Bdx	Th 17,0	
	3/86-10/93	R	R		22-0147-1		Bdx	Th 14,0	
	86-93	F	R		23-0152			Ø 265,0 Th 20,5-17,7	Vent.
2.0 (L48C) Eng.J7R746/ 747 (88kW)	86-89	R	R		18-0144			Ø 228,6	
	3/86-12/93	F	R		22-0096-0		Bdx	Th 17,0	
	3/86-12/93	R	R		22-0147-1		Bdx	Th 14,0	
	86-93	F	R		23-0152			Ø 265,0 Th 20,5-17,7	Vent.
2.0 (L48J) Eng.F2R702 (64kW)	90-93	R	R		18-0144			Ø 228,6	
	7/86-10/93	F	R		22-0096-0		Bdx	Th 17,0	
	7/86-10/93	R	R		22-0147-1		Bdx	Th 14,0	
	86-88	F	R		23-0110			Ø 238,0 Th 20,0-17,7	Vent.
	7/86-10/93	R	R		53-0345	53-0345Y	Bdx	180,0x42	Hand Brake
	7/86-10/93	R	R		53-0475		Luc	228,6x42	Hand Brake
2.0 (L48Q) Eng.J7R740 (99kW)	86-88	R	R		18-0143	18-0143K		Ø 180,2	
	3/87-88	R	R		51-0020		Bdx	Ø 22,00 180,0x40	CRCI, RAI
	86-2/87	R	R		51-0017		Bdx	Ø 22,00 180,0x40	RAI
	12/89-2/94	F	R		22-0096-0		Bdx	Th 17,0	
	12/89-2/94	R	R		22-0147-1		Bdx	Th 14,0	
	89-94	F	R		23-0352			Ø 285,0 Th 21,0-19,0	Vent.
2.0 T. (L485) Eng.J7R752 (129kW)	89-94	R	R		18-0144			Ø 228,6	
	4/87-10/93	F	R		22-0096-0		Bdx	Th 17,0	
	4/87-10/93	R	R		22-0147-1		Bdx	Th 14,0	
2.0 T. (L48L) Eng.J7R756 (119kW)	87-93	R	R		23-0286			Ø 255,0 Th 10,5-9,5	
	2/90-10/92	F	R		22-0096-0		Bdx	Th 17,0	
	2/90-10/92	R	R		22-0147-1		Bdx	Th 14,0	
2.0 T. 4WD (L485) Eng.J7R752 (129kW)	90-92	R	R		23-0286			Ø 255,0 Th 10,5-9,5	
	4/87-10/93	F	R		22-0096-0		Bdx	Th 17,0	
	4/87-10/93	R	R		22-0147-1		Bdx	Th 14,0	
2.0 T. 4WD (L48L) Eng.J7R756 (119kW)	87-93	F	R		23-0304			Ø 284,6 Th 21,0-19,0	Vent.
	2/90-10/92	F	R		22-0096-0		Bdx	Th 17,0	
	2/90-10/92	R	R		22-0147-1		Bdx	Th 14,0	
2.0, 4WD (L48Y/R) Eng.J7R740 (99kW)	90-92	F	R		23-0304			Ø 284,6 Th 21,0-19,0	Vent.
	12/89-2/94	F	R		22-0096-0		Bdx	Th 17,0	
	12/89-2/94	R	R		22-0147-1		Bdx	Th 14,0	
2.1 D (L480) Eng.J8S784 (49-51kW)	89-94	F	R		23-0352			Ø 285,0 Th 21,0-19,0	Vent.
	4/92-6/94	F	R		22-0096-0		Bdx	Th 17,0	
	4/92-6/94	R	R		22-0147-1		Bdx	Th 14,0	
	92-94	F	R		23-0151			Ø 244,0 Th 20,5-17,7	Vent., -ABS
	92-94	F	R		23-0152			Ø 265,0 Th 20,5-17,7	Vent., +ABS
	4/92-6/94	R	R		53-0345	53-0345Y	Bdx	180,0x42	Hand Brake
2.1 D (L48V/O) Eng.J8S600/ 740 (53kW)	4/92-6/94	R	R		53-0346	53-0346Y	Bdx	203,2x39	Hand Brake
	92-94	R	R		18-0142	18-0142K		Ø 180,2	
	9/89-6/94	F	R		22-0096-0		Bdx	Th 17,0	
	9/89-6/94	R	R		22-0147-1		Bdx	Th 14,0	
	89-94	F	R		23-0151			Ø 244,0 Th 20,5-17,7	Vent., -ABS
	89-94	F	R		23-0152			Ø 265,0 Th 20,5-17,7	Vent., +ABS
2.1 TD (L486) Eng.J8S704 (48kW)	9/89-6/94	R	R		53-0345	53-0345Y	Bdx	180,0x42	Hand Brake
	89-3/91	R	R		18-0143	18-0143K		Ø 180,2	
	89-3/91	R	R		51-0020		Bdx	Ø 22,00 180,0x40	CRCI, RAI
	3/86-12/89	F	R		22-0096-0		Bdx	Th 17,0	
	3/86-12/89	R	R		22-0147-1		Bdx	Th 14,0	
	86-89	F	R		23-0151			Ø 244,0 Th 20,5-17,7	Vent.
2.1 TD (L48A/W, L487, L488) Eng.J8S714/ 786/ 788 (65kW)	3/86-12/89	R	R		53-0345	53-0345Y	Bdx	180,0x42	Hand Brake
	3/86-12/89	R	R		53-0475		Luc	228,6x42	Hand Brake
	86-89	R	R		18-0143	18-0143K		Ø 180,2	
	3/87-89	R	R		51-0020		Bdx	Ø 22,00 180,0x40	CRCI, RAI
	86-2/87	R	R		51-0017		Bdx	Ø 22,00 180,0x40	RAI
	3/86-6/94	F	R		22-0096-0		Bdx	Th 17,0	
2.1 TD (L48A/W, L487, L488) Eng.J8S714/ 786/ 788 (65kW)	3/86-6/94	R	R		22-0147-1		Bdx	Th 14,0	
	86-94	F	R		23-0151			Ø 244,0 Th 20,5-17,7	Vent.



































		Spare Parts	F/R	L/R	METELLI ref.	METELLI ref. w/KIT		DIMENSIONS mm.	NOTE
2.1 TD (L48A/W, L487, L488) Eng.J8S714/ 786/ 788 (65kW)	3/86-6/94		R		53-0475		Luc	228,6x42	Hand Brake
	86-94		R		18-0144			Ø 228,6	
	86-94		R		51-0062		Luc	Ø 22,20 229,0x41	LUC
2.2, 4WD (L48K) Eng.J7T754/ 755 (79-81kW)	7/86-2/94		F		22-0096-0		Bdx	Th 17,0	
	7/86-2/94		R		22-0147-1		Bdx	Th 14,0	
	86-94		F		23-0152			Ø 265,0 Th 20,5-17,7	Vent.
	7/86-2/94		R		53-0475		Luc	228,6x42	Hand Brake
	86-94		R		18-0144			Ø 228,6	
	86-94		R		51-0062		Luc	Ø 22,20 229,0x41	LUC
<b>R25 (B29) 4/84-12/93</b>									
2.0 (B292/294) Eng.J7R726 (76-88-99-100-103-119-129kW)	88-93		F		23-0108			Ø 259,0 Th 19,7-17,7	Vent.
2.0 (B297, B29J) Eng.J6R706/ 707/ 760/ 762/ 763 (74-77-81kW)	4/84-12/92		F		22-0120-0	22-0120-0K	Gir	Th 18,0	
	4/84-12/92		R		22-0147-1		Bdx	Th 14,0	
	84-92		F		23-0108			Ø 259,0 Th 19,7-17,7	Vent.
	6/88-91		R		23-0218			Ø 254,0 Th 12,0-10,5	+ABS
	4/84-12/92		R		53-0340	53-0340K	Bdx	228,6x42	Hand Brake
	4/84-12/92		R		53-0475		Luc	228,6x42	Hand Brake
	84-5/88		R		18-0144			Ø 228,6	
	84-92		R		51-0019		Bdx	Ø 22,00 228,0x42	RAD
84-92		R		51-0088		Luc	Ø 22,22 228,0x40	LUC	
2.0 (B29H) Eng.J7R720/ 721/ 726 (76-88-99-103-119kW)	3/87-12/93		R		53-0340	53-0340K	Bdx	228,6x42	Hand Brake
3/87-12/93		R		53-0475		Luc	228,6x42	Hand Brake	
2.1 D Eng.J8S736 (44-48-53kW)	4/84-5/89		F		22-0120-0	22-0120-0K	Gir	Th 18,0	
	4/84-5/89		R		22-0147-1		Bdx	Th 14,0	
	84-89		F		23-0108			Ø 259,0 Th 19,7-17,7	Vent.
	84-89		R		23-0218			Ø 254,0 Th 12,0-10,5	+ABS
84-89		R		18-0144			Ø 228,6		
2.1 D (B296) Eng.J8S706 (44-48-53kW)	4/84-5/89		F		22-0120-0	22-0120-0K	Gir	Th 18,0	
	4/84-5/89		R		22-0147-1		Bdx	Th 14,0	
	84-89		F		23-0108			Ø 259,0 Th 19,7-17,7	Vent.
	84-89		R		23-0218			Ø 254,0 Th 12,0-10,5	+ABS
	4/84-5/89		R		53-0340	53-0340K	Bdx	228,6x42	Hand Brake
	4/84-5/89		R		53-0475		Luc	228,6x42	Hand Brake
84-89		R		18-0144			Ø 228,6		
2.1 TD (B290/ B29W) Eng.J8S708 (63kW)	4/84-12/92		F		22-0120-0	22-0120-0K	Gir	Th 18,0	
	4/84-12/92		R		22-0147-1		Bdx	Th 14,0	
	84-92		F		23-0108			Ø 259,0 Th 19,7-17,7	Vent.
	84-92		R		23-0218			Ø 254,0 Th 12,0-10,5	+ABS
	4/84-12/92		R		53-0340	53-0340K	Bdx	228,6x42	Hand Brake
	4/84-12/92		R		53-0475		Luc	228,6x42	Hand Brake
	84-92		R		18-0144			Ø 228,6	
	84-92		R		51-0019		Bdx	Ø 22,00 228,0x42	RAD
	84-92		R		51-0088		Luc	Ø 22,22 228,0x40	LUC
	84-92		R		51-0088		Luc	Ø 22,22 228,0x40	LUC
2.2 (B29B) Eng.J7T708/ 732/ 733 (67-70-74-76-79-85-89-91-101kW)	9/86-12/92		F		22-0142-1		Gir	Th 18,0	+ABS
	9/86-12/92		F		22-0120-0	22-0120-0K	Gir	Th 18,0	-ABS
	9/86-12/92		R		22-0147-1		Bdx	Th 14,0	
	6/86-92		F		23-0108			Ø 259,0 Th 19,7-17,7	Vent., +ABS
	6/87-92		R		23-0218			Ø 254,0 Th 12,0-10,5	+ABS
	86-5/87		R		23-0112			Ø 254,0 Th 12,0-10,5	+ABS
	9/86-12/92		R		53-0340	53-0340K	Bdx	228,6x42	Hand Brake
	9/86-12/92		R		53-0475		Luc	228,6x42	Hand Brake
	86-92		R		18-0144			Ø 228,6	
	86-92		R		51-0019		Bdx	Ø 22,00 228,0x42	RAD
86-92		R		51-0088		Luc	Ø 22,22 228,0x40	LUC	
2.2 (B29E) Eng.J7T706/ 707/ 714/ 715 (67-70-74-76-79-85-89-91-101kW)	4/84-12/89		F		22-0142-1		Gir	Th 18,0	+ABS
	4/84-12/89		F		22-0120-0	22-0120-0K	Gir	Th 18,0	-ABS
	4/84-12/89		R		22-0147-1		Bdx	Th 14,0	
	84-89		F		23-0108			Ø 259,0 Th 19,7-17,7	Vent., +ABS
	84-5/87		R		23-0112			Ø 254,0 Th 12,0-10,5	+ABS
	4/84-12/89		R		53-0340	53-0340K	Bdx	228,6x42	Hand Brake
	4/84-12/89		R		53-0475		Luc	228,6x42	Hand Brake
	84-89		R		18-0144			Ø 228,6	
	84-89		R		51-0019		Bdx	Ø 22,00 228,0x42	RAD
	84-89		R		51-0088		Luc	Ø 22,22 228,0x40	LUC

		Spare Parts	F/R	L/R	METELLI ref.	METELLI ref. w/KIT		DIMENSIONS mm.	NOTE
2.2 (B29E) Eng.J7T730/ 731 (67-70-74-76-79-85-89-91-101kW)	4/84-12/89		F		22-0142-1		Gir	Th 18,0	+ABS
	4/84-12/89		F		22-0120-0	22-0120-0K	Gir	Th 18,0	-ABS
	4/84-12/89		R		22-0147-1		Bdx	Th 14,0	
	84-89		F		23-0108			Ø 259,0 Th 19,7-17,7	Vent., +ABS
	84-89		R		23-0112			Ø 254,0 Th 12,0-10,5	+ABS
	4/84-12/89		R		53-0340	53-0340K	Bdx	228,6x42	Hand Brake
	4/84-12/89		R		53-0475		Luc	228,6x42	Hand Brake
	84-89		R		18-0144			Ø 228,6	
	84-89		R		51-0019		Bdx	Ø 22,00 228,0x42	RAD
	84-89		R		51-0088		Luc	Ø 22,22 228,0x40	LUC
2.5 V6 T. (B295) Eng.Z7U702 (133kW)	10/84-5/90		F		22-0142-1		Gir	Th 18,0	
	10/84-5/90		R		22-0147-1		Bdx	Th 14,0	
	84-90		F		23-0109			Ø 280,0 Th 21,9-20,0	Vent.
	84-90		R		23-0112			Ø 254,0 Th 12,0-10,5	
2.5 V6 T. (B29G) Eng.Z7U700 (151kW)	1/90-12/92		F		22-0142-1		Gir	Th 18,0	
	1/90-12/92		R		22-0147-1		Bdx	Th 14,0	
	90-92		R		23-0358			Ø 254,0 Th 12,0-10,5	
2.7 V6 (B298) Eng.Z7V708/ 709/ 711 (92-94-96-105kW)	4/84-8/89		F		22-0142-1		Gir	Th 18,0	
	4/84-8/89		R		22-0147-1		Bdx	Th 14,0	
	84-89		F		23-0109			Ø 280,0 Th 21,9-20,0	Vent.
	84-89		R		23-0112			Ø 254,0 Th 12,0-10,5	
	84-89		R		23-0358			Ø 254,0 Th 12,0-10,5	
2.8 V6 (B293) Eng.Z7W700 (115kW)	6/87-2/90		F		22-0142-1		Gir	Th 18,0	
	6/87-2/90		R		22-0147-1		Bdx	Th 14,0	
	87-90		F		23-0109			Ø 280,0 Th 21,9-20,0	Vent.
	87-90		R		23-0112			Ø 254,0 Th 12,0-10,5	
2.8 V6 (B29A) Eng.Z7W702 (100kW)	6/86-2/88		F		22-0142-1		Gir	Th 18,0	
	6/86-2/88		R		22-0147-1		Bdx	Th 14,0	
	86-88		F		23-0109			Ø 280,0 Th 21,9-20,0	Vent.
	86-88		R		23-0112			Ø 254,0 Th 12,0-10,5	
2.8 V6 (B29F) Eng.Z7W706/ 707/ 709 (110kW)	6/87-12/92		F		22-0142-1		Gir	Th 18,0	
	6/87-12/92		R		22-0147-1		Bdx	Th 14,0	
	87-92		F		23-0109			Ø 280,0 Th 21,9-20,0	Vent.
	87-92		R		23-0112			Ø 254,0 Th 12,0-10,5	
<b>R30 (127) 2/75-3/86</b>									
2.1 TD (1270) Eng.J8S702 (44-48-53-66kW)	2/82-3/86		F		22-0037-0		Bdx	Th 18,0	
	2/82-3/86		F		22-0120-0	22-0120-0K	Gir	Th 18,0	
	82-86		F		23-0067			Ø 238,0 Th 20,0-17,7	Vent.
	2/82-3/86		R		53-0340	53-0340K	Bdx	228,6x42	Hand Brake
	2/82-3/86		R		53-0475		Luc	228,6x42	Hand Brake
	82-86		R		18-0144			Ø 228,6	
	82-86		R		51-0019		Bdx	Ø 22,00 228,0x42	RAD
2.6 (1273) Eng.112 (92-96kW)	75-78		F		23-0051			Ø 252,0 Th 24,0-22,0	Vent., A/T
2.6 TS (1275) Eng.144 (94kW)	78-84		F		23-0051			Ø 252,0 Th 24,0-22,0	Vent., A/T
2.6 TX (1278) Eng.140 (105kW)	78-83		F		23-0051			Ø 252,0 Th 24,0-22,0	Vent., A/T
<b>R4 (112) 10/62-6/93</b>									
0.8 (1120) Eng.839 (20kW)	81-		R		18-0323			Ø 160,3	Ch -501245
0.8 (1123) Eng.800 (21kW)	10/62-9/83		R		53-0339	53-0339K	Bdx	180,0x32	Hand Brake
	-83		R		18-0323			Ø 160,3	Ch 1755388-
	-83		F		51-0018		Bdx	Ø 23,81 228,0x42	Ch 329647-, RAD
0.8 (1123) Eng.800705/ 81302/ B1B707 (21kW)	10/83-10/88		R		53-0339	53-0339K	Bdx	180,0x32	Hand Brake
	-88		R		18-0323			Ø 160,3	Ch 1755388-
0.8 (1124) Eng.B1B705/ 707 (21kW)	10/83-10/88		R		53-0339	53-0339K	Bdx	180,0x32	Hand Brake
0.8 (1126) Eng.B1B705/ 707 (21kW)	10/76-8/82		R		53-0339	53-0339K	Bdx	180,0x32	Hand Brake
	76-		R		18-0323			Ø 160,3	Ch -501245
0.8 (1129) Eng.B1B705/ 707 (21kW)	-82		F		51-0018		Bdx	Ø 23,81 228,0x42	Ch 329647-, RAD
0.95 (112C) Eng.C1C708 (25-30-31-32-33kW)	6/87-6/93		F		22-0005-1		Bdx	Th 14,0	
	6/87-6/93		F		22-0012-0		Gir	Th 15,5	
	87-93		F		23-0026			Ø 227,5 Th 10,0-9,0	
	6/87-6/93		R		53-0339	53-0339K	Bdx	180,0x32	Hand Brake
	87-93		R		18-0334			Ø 180,2	
	87-93		R		51-0043		Bdx	Ø 22,00 180,0x30	RAD
1.1 Eng.688711/ 712/ C1E714/ 718/ 719 (25-32-33-35kW)	6/86-6/90		F		22-0005-1		Bdx	Th 14,0	
	6/86-6/90		F		22-0012-0		Gir	Th 15,5	
			F		23-0026			Ø 227,5 Th 10,0-9,0	Ch 378299-













































		Spare Parts	F/R	L/R	METELLI ref.	METELLI ref. w/KIT		DIMENSIONS mm.	NOTE
1.1 Eng.688711/ 712/ C1E714/ 718/ 719 (25-32-33-35kW)	6/86-6/90		R		53-0339	53-0339K	Bdx	180,0x32	Hand Brake
1.1 (1128) Eng.688712/ C1E714/ 719 (25-33-35kW)	6/78-6/90		F		22-0005-1		Bdx	Th 14,0	
	6/78-6/90		F		22-0012-0		Gir	Th 15,5	
	-86		F		23-0026			Ø 227,5 Th 10,0-9,0	Ch 378299-
	6/78-6/90		R		53-0339	53-0339K	Bdx	180,0x32	Hand Brake
	78-		R		18-0334			Ø 180,2	Ch -461100
	-82		F		51-0018		Bdx	Ø 23,81 228,0x42	Ch 329647-, RAD
82-90		R		51-0043		Bdx	Ø 22,00 180,0x30	RAD	
<b>R5 7/71-12/85</b>									
0.8 (1220) Eng.800710 (19-21-25-26-27kW)	10/72-8/84		F		22-0005-5		Bdx	Th 14,0	
	10/72-8/84		F		22-0012-0		Gir	Th 15,5	
	10/72-8/84		R		53-0339	53-0339K	Bdx	180,0x32	Hand Brake
0.8 (1221) Eng.800710 (27kW)	1/82-12/84		F		22-0005-5		Bdx	Th 14,0	
	1/82-12/84		F		22-0012-0		Gir	Th 15,5	
	-84		F		23-0026			Ø 227,5 Th 10,0-9,0	Ch 335201-
	1/82-12/84		R		53-0339	53-0339K	Bdx	180,0x32	Hand Brake
	-82		F		51-0018		Bdx	Ø 23,81 228,0x42	Ch 329647-, RAD
82-84		R		51-0043		Bdx	Ø 22,00 180,0x30	RAD	
0.8 (1391) Eng.800710 (27kW)	1/82-12/84		F		22-0005-5		Bdx	Th 14,0	
	1/82-12/84		F		22-0012-0		Gir	Th 15,5	
	-84		F		23-0026			Ø 227,5 Th 10,0-9,0	Ch 51151-
	1/82-12/84		R		53-0339	53-0339K	Bdx	180,0x32	Hand Brake
82-84		R		51-0043		Bdx	Ø 22,00 180,0x30	RAD	
0.95 (1222) Eng.689710 (25-30-31-32-33kW)	1/72-12/85		F		22-0005-5		Bdx	Th 14,0	
	1/72-12/85		F		22-0012-0		Gir	Th 15,5	
	72-85		F		23-0026			Ø 227,5 Th 10,0-9,0	
	82-85		R		51-0043		Bdx	Ø 22,00 180,0x30	RAD
0.95 (1392) Eng.689710 (25-30-31-32-33kW)	1/72-12/85		F		22-0005-5		Bdx	Th 14,0	
	1/72-12/85		F		22-0012-0		Gir	Th 15,5	
	72-85		F		23-0026			Ø 227,5 Th 10,0-9,0	
	72-85		R		51-0043		Bdx	Ø 22,00 180,0x30	RAD
1.1 Eng.688713/ C1E726 (35kW)	7/71-4/80		R		53-0339	53-0339K	Bdx	180,0x32	Hand Brake
1.1 (1226/1227) Eng.688713/ C1E726 (25-30-31-32-33kW)	9/80-12/85		F		22-0005-5		Bdx	Th 14,0	
	9/80-12/85		F		22-0012-0		Gir	Th 15,5	
	80-85		F		23-0026			Ø 227,5 Th 10,0-9,0	
	9/80-12/85		R		53-0339	53-0339K	Bdx	180,0x32	Hand Brake
	9/80-12/85		R			53-0343K	Bdx	180,0x32	Hand Brake
	80-85		R		51-0043		Bdx	Ø 22,00 180,0x30	RAD
1.1 (1397) Eng.688713/ C1E726 (25-33-35kW)	9/80-12/85		F		22-0005-5		Bdx	Th 14,0	
	9/80-12/85		F		22-0012-0		Gir	Th 15,5	
	80-85		F		23-0026			Ø 227,5 Th 10,0-9,0	
	9/80-12/85		R		53-0339	53-0339K	Bdx	180,0x32	Hand Brake
	80-85		R		51-0043		Bdx	Ø 22,00 180,0x30	RAD
1.3 (1224) Eng.810725 (29-31-32-33-37-40-44-47kW)	9/75-9/84		F		22-0005-5		Bdx	Th 14,0	
	9/75-9/84		F		22-0012-0		Gir	Th 15,5	
	75-84		F		23-0026			Ø 227,5 Th 10,0-9,0	
	82-84		R		51-0043		Bdx	Ø 22,00 180,0x30	RAD
1.3 (1225), Autom. Eng.810719/ 726/ 729 (29-31-32-33-37-40-44-47kW)	9/76-9/79		F		22-0005-5		Bdx	Th 14,0	
	9/76-9/79		F		22-0012-0		Gir	Th 15,5	
	76-79		F		23-0026			Ø 227,5 Th 10,0-9,0	
	76-79		R		51-0043		Bdx	Ø 22,00 180,0x30	RAD
1.3 (1394) Eng.810725 (29-31-32-33-37-40-44-47kW)	9/75-9/84		F		22-0005-5		Bdx	Th 14,0	
	9/75-9/84		F		22-0012-0		Gir	Th 15,5	
1.3 (1395/1396), Autom. Eng.810719/ 729 (33kW)	6/79-9/84		F		22-0005-5		Bdx	Th 14,0	
	6/79-9/84		F		22-0012-0		Gir	Th 15,5	
	79-84		F		23-0026			Ø 227,5 Th 10,0-9,0	
	79-84		R		51-0043		Bdx	Ø 22,00 180,0x30	RAD
1.4 (1229) Eng.847725/ C2J713 (35-43-46kW)	1/82-12/85		F		22-0005-5		Bdx	Th 14,0	
	1/82-12/85		F		22-0012-0		Gir	Th 15,5	
	82-85		F		23-0026			Ø 227,5 Th 10,0-9,0	A/T
	1/82-12/85		R		53-0339	53-0339K	Bdx	180,0x32	Hand Brake
	82-85		R		51-0043		Bdx	Ø 22,00 180,0x30	RAD
1.4 (1399) Eng.847725/ C2J713 (43-46-50-53kW)	1/82-12/85		F		22-0005-5		Bdx	Th 14,0	
	1/82-12/85		F		22-0012-0		Gir	Th 15,5	
	82-85		F		23-0026			Ø 227,5 Th 10,0-9,0	A/T
	1/82-12/85		R		53-0339	53-0339K	Bdx	180,0x32	Hand Brake



		Spare Parts	F/R	L/R	METELLI ref.	METELLI ref. w/KIT		DIMENSIONS mm.	NOTE	
1.4 (1399) Eng.847725/ C2J713 (43-46-50-53kW)	82-85		R		51-0043		Bdx	Ø 22,00 180,0x30	RAD	
1.4 Alpine (1223) Eng.840725 (68kW)	9/77-9/81		F		22-0005-5		Bdx	Th 14,0		
	9/77-9/81		F		22-0012-0		Gir	Th 15,5		
	77-81		F/R		23-0026			Ø 227,5 Th 10,0-9,0		
1.4 Alpine T. (122B) Eng.840726/ C6J750 (79-81kW)	10/81-1/85		F		22-0005-5		Bdx	Th 14,0		
	10/81-1/85		R		22-0147-1		Bdx	Th 14,0		
	81-85		F		23-0026			Ø 227,5 Th 10,0-9,0		
1.4 T. (8220) Eng.840730 (118kW)	6/80-1/85		F		22-0005-5		Bdx	Th 14,0		
	6/80-1/85		R		22-0147-1		Bdx	Th 14,0		
	80-85		R		23-0198			Ø 238,0 Th 8,0-7,0	(+o)	
	80-85		R		23-0383		Bdx	Ø 238,0 Th 8,0-7,0	(-o)	
<b>R6 10/69-4/87</b>										
0.8 (1180) Eng.B1B800 (19-21-25-26-27kW)	-80		F		51-0018		Bdx	Ø 23,81 228,0x42	Ch 329647-, RAD	
1.1 (1181) Eng.688711/ 712/ 713 (25-32-33-35kW)	70-87		F		23-0026			Ø 227,5 Th 10,0-9,0		
<b>R9 (L42) 9/81-12/89</b>										
1.1 (L421) Eng.C1E715/ 720 (25-33-35kW)	9/81-5/87		F		22-0037-0		Bdx	Th 18,0		
	9/81-5/87		F		22-0120-0	22-0120-0K	Gir	Th 18,0		
	82-		F		23-0078			Ø 238,0 Th 12,0-11,0	Ch -84200	
	-87		F		23-0082			Ø 238,0 Th 12,0-10,5	Ch 84201-	
	-86		R		53-0343	53-0343K	Bdx	180,0x42		
	-86		R			53-0343Y	Bdx	180,0x42		
	86-		R		53-0345	53-0345Y	Bdx	180,0x42	Hand Brake	
	9/81-5/87		R		53-0344		Luc	180,0x42	Hand Brake	
	10/81-87		R		18-0142	18-0142K		Ø 180,2		
	10/81-6/86		R		51-0011		Bdx	Ø 17,46 180,0x40	RAD	
	10/81-6/86		R		51-0059		Luc	Ø 17,78 180,0x40	RAI	
	1.2 (L42S) Eng.C1G700/ 710 (40kW)	9/85-12/88		F		22-0037-0		Bdx	Th 18,0	
9/85-12/88			F		22-0120-0	22-0120-0K	Gir	Th 18,0		
85-88			F		23-0082			Ø 238,0 Th 12,0-10,5		
-86			R		53-0343	53-0343K	Bdx	180,0x42		
-86			R			53-0343Y	Bdx	180,0x42		
86-			R		53-0345	53-0345Y	Bdx	180,0x42	Hand Brake	
9/85-12/88			R		53-0344		Luc	180,0x42	Hand Brake	
85-88			R		18-0142	18-0142K		Ø 180,2	Incl. Spain	
85-88			R		51-0022		Bdx	Ø 22,00 180,0x40	RAD	
85-88			R		51-0042		Luc	Ø 22,22 180,0x40	RAI	
1.4 (L422/L42C) Eng.C1J715/ 792/ 796/ C2J730 (44kW)		12/81-12/88		F		22-0037-0		Bdx	Th 18,0	
		12/81-12/88		F		22-0120-0	22-0120-0K	Gir	Th 18,0	
	81-		F		23-0078			Ø 238,0 Th 12,0-11,0	Ch -1318391	
	-88		F		23-0082			Ø 238,0 Th 12,0-10,5	Ch 170421-	
	12/81-12/88		R		53-0344		Luc	180,0x42	Hand Brake	
	-86		R		53-0343	53-0343K	Bdx	180,0x42		
	-86		R			53-0343Y	Bdx	180,0x42		
	86-		R		53-0345	53-0345Y	Bdx	180,0x42	Hand Brake	
	81-88		R		18-0142	18-0142K		Ø 180,2		
	81-86		R		51-0022		Bdx	Ø 22,00 180,0x40	RAD, Exc. L421	
	81-86		R		51-0042		Luc	Ø 22,22 180,0x40	RAI, Exc. L421	
	1.4 (L423) Eng.C2J718/ 757 (43-46-50-53kW)	9/81-12/85		F		22-0037-0		Bdx	Th 18,0	
9/81-12/85			F		22-0120-0	22-0120-0K	Gir	Th 18,0		
81-			F		23-0078			Ø 238,0 Th 12,0-11,0	Ch -105000	
-85			F		23-0082			Ø 238,0 Th 12,0-10,5	Ch 105001-	
-86			R		53-0343	53-0343K	Bdx	180,0x42		
-86			R			53-0343Y	Bdx	180,0x42		
86-		R		53-0345	53-0345Y	Bdx	180,0x42	Hand Brake		
9/81-12/85		R		53-0344		Luc	180,0x42	Hand Brake		
1.4 (L423, L42R) Eng.C2J717/ 720/ 755/ 766/ 767/ 768 (49-53kW)	9/81-12/88		F		22-0037-0		Bdx	Th 18,0		
	9/81-12/88		F		22-0120-0	22-0120-0K	Gir	Th 18,0		
	81-		F		23-0078			Ø 238,0 Th 12,0-11,0	Ch -105000	
	-88		F		23-0082			Ø 238,0 Th 12,0-10,5	Ch 105001-	
	-86		R		53-0343	53-0343K	Bdx	180,0x42		
	-86		R			53-0343Y	Bdx	180,0x42		
	86-		R		53-0345	53-0345Y	Bdx	180,0x42	Hand Brake	
	9/81-12/88		R		53-0344		Luc	180,0x42	Hand Brake	
81-88		R		18-0142	18-0142K		Ø 180,2	Incl. Spain		













		Spare Parts	F/R	L/R	METELLI ref.	METELLI ref. w/KIT		DIMENSIONS mm.	NOTE
1.4 (L423, L42R) Eng.C2J717/ 720/ 755/ 766/ 767/ 768 (49-53kW)	81-86		R		51-0022		Bdx	Ø 22,00 180,0x40	RAD
	81-86		R		51-0042		Luc	Ø 22,22 180,0x40	RAI
1.4 T. Eng.C1J760/ 764 (77-85-88kW)	12/86-12/89		F		22-0120-0	22-0120-0K	Gir	Th 18,0	
	12/86-12/89		R		22-0038-0		Bdx	Th 11,0	
	12/86-12/89		R		53-0344		Luc	180,0x42	Hand Brake
1.4 T. (L425) Eng.C1J760/ 764 (77-85-88kW)	4/84-12/86		F		22-0120-0	22-0120-0K	Gir	Th 18,0	
	4/84-12/86		R		22-0038-0		Bdx	Th 11,0	
	84-86		F		23-0110			Ø 238,0 Th 20,0-17,7	Vent.
	84-86		R		23-0198			Ø 238,0 Th 8,0-7,0	(+o)
	84-86		R		23-0383		Bdx	Ø 238,0 Th 8,0-7,0	(-o)
	4/84-12/86		R		53-0344		Luc	180,0x42	Hand Brake
	84-86		R		18-0142	18-0142K		Ø 180,2	
	84-86		R		51-0022		Bdx	Ø 22,00 180,0x40	RAD
	84-86		R		51-0042		Luc	Ø 22,22 180,0x40	RAI
	1.6 D, TD (L424) Eng.F8M700/ 720/ 730 (40kW)	10/82-12/88		F		22-0037-0		Bdx	Th 18,0
10/82-12/88		F			22-0120-0	22-0120-0K	Gir	Th 18,0	
82-88			F		23-0082			Ø 238,0 Th 12,0-10,5	
10/82-12/88			R		53-0344		Luc	180,0x42	Hand Brake
-86			R		53-0343	53-0343K	Bdx	180,0x42	
-86			R			53-0343Y	Bdx	180,0x42	
86-			R		53-0345	53-0345Y	Bdx	180,0x42	Hand Brake
82-88			R		18-0142	18-0142K		Ø 180,2	Incl. Spain
82-86			R		51-0022		Bdx	Ø 22,00 180,0x40	RAD
82-86			R		51-0042		Luc	Ø 22,22 180,0x40	RAI
86-88			R		51-0013		Bdx	Ø 20,64 180,0x40	CRCI, RAI
1.7 (L426) Eng.F2N700/ 704 (55-59-64-68kW)	9/84-12/88		F		22-0037-0		Bdx	Th 18,0	
	9/84-12/88		F		22-0120-0	22-0120-0K	Gir	Th 18,0	
	84-88		F		23-0082			Ø 238,0 Th 12,0-10,5	
	-86		R		53-0343	53-0343K	Bdx	180,0x42	
	-86		R			53-0343Y	Bdx	180,0x42	
	86-		R		53-0345	53-0345Y	Bdx	180,0x42	Hand Brake
	9/84-12/88		R		53-0344		Luc	180,0x42	Hand Brake
	84-88		R		18-0142	18-0142K		Ø 180,2	Incl. Spain
	84-88		R		51-0022		Bdx	Ø 22,00 180,0x40	RAD
84-88		R		51-0042		Luc	Ø 22,22 180,0x40	RAI	
84-88		R		51-0013		Bdx	Ø 20,64 180,0x40	CRCI, RAI	
1.7 (L42E) Eng.F3N708 (55-66-70kW)	6/87-12/88		F		22-0037-0		Bdx	Th 18,0	
	6/87-12/88		F		22-0120-0	22-0120-0K	Gir	Th 18,0	
	87-88		F		23-0110			Ø 238,0 Th 20,0-17,7	Vent.
	86-		R		53-0345	53-0345Y	Bdx	180,0x42	Hand Brake
1.7 (L42F) Eng.F3N718 (55-66-70kW)	10/86-12/88		F		22-0037-0		Bdx	Th 18,0	
	10/86-12/88		F		22-0120-0	22-0120-0K	Gir	Th 18,0	
	86-88		F		23-0082			Ø 238,0 Th 12,0-10,5	A/T
	10/86-12/88		R		53-0344		Luc	180,0x42	Hand Brake
	-86		R		53-0343	53-0343K	Bdx	180,0x42	
	-86		R			53-0343Y	Bdx	180,0x42	
	86-		R		53-0345	53-0345Y	Bdx	180,0x42	Hand Brake
	86-88		R		18-0142	18-0142K		Ø 180,2	
	86-88		R		51-0022		Bdx	Ø 22,00 180,0x40	RAD
	86-88		R		51-0042		Luc	Ø 22,22 180,0x40	RAI
86-88	R			51-0013		Bdx	Ø 20,64 180,0x40	CRCI, RAI	
1.7 (L42L) Eng.F2N730 (55-59-64-68kW)	10/86-12/88		F		22-0037-0		Bdx	Th 18,0	
	10/86-12/88		F		22-0120-0	22-0120-0K	Gir	Th 18,0	
	86-88		F		23-0082			Ø 238,0 Th 12,0-10,5	
	86-		R		53-0345	53-0345Y	Bdx	180,0x42	Hand Brake
1.7 (L42N) Eng.F2N708/ 710/ 798 (55-59-64-68kW)	10/86-12/88		F		22-0037-0		Bdx	Th 18,0	
	10/86-12/88		F		22-0120-0	22-0120-0K	Gir	Th 18,0	
	86-88		F		23-0110			Ø 238,0 Th 20,0-17,7	Vent.
	86-		R		53-0345	53-0345Y	Bdx	180,0x42	Hand Brake
Old Type	81-88		R		18-0146	18-0146K		Ø 180,2	
<b>Safrane I (B54) 4/92-7/96</b>									
2.0 (B540) Eng.J7R732/ 733 (76-88-99-119-129kW)	11/92-7/96		F		22-0142-0		Gir	Th 18,0	
	11/92-7/96		R		22-0165-0		Bre	Th 15,0	
	92-96		F		23-0550			Ø 262,0 Th 22,0-19,8	Vent.
	92-96		R		23-0534			Ø 265,0 Th 10,5-9,5	
	11/92-7/96		R		53-0475		Luc	228,6x42	Hand Brake
	11/92-7/96		R		53-0014		Luc	228,6x42	-ABS, Hand Brake
92-96	R			18-0144			Ø 228,6		

		Spare Parts	F/R	L/R	METELLI ref.	METELLI ref. w/KIT		DIMENSIONS mm.	NOTE
2.0 (B542, B54E) Eng.J7R734/ 735 (97kW)	4/92-7/96	F	R		22-0142-0		Gir	Th 18,0	
	4/92-7/96				22-0165-0		Bre	Th 15,0	
	6/92-96	F	R		23-0466			Ø 262,0 Th 22,0-19,8	Vent.
	92-5/92				23-0550			Ø 262,0 Th 22,0-19,8	Vent.
	4/92-5/92				23-0534			Ø 265,0 Th 10,5-9,5	
	6/92-96				23-0535			Ø 265,0 Th 10,5-9,5	
2.1 TD (B546) Eng.J8S760 (65kW)	11/93-7/96	F	R		22-0142-0		Gir	Th 18,0	
	11/93-7/96				22-0165-0		Bre	Th 15,0	
	93-96	F	R		23-0550			Ø 262,0 Th 22,0-19,8	Vent.
	93-96				23-0534			Ø 265,0 Th 10,5-9,5	
	11/93-7/96				53-0475		Luc	228,6x42	Hand Brake
	11/93-7/96				53-0014		Luc	228,6x42	-ABS, Hand Brake
	93-96	R			18-0144			Ø 228,6	
	93-96				51-0132		Luc	Ø 22,20 228,6x42	LUC, -ABS
2.2 (B541) Eng.J7T762 (79kW)	4/92-7/96	F	R		22-0142-0		Gir	Th 18,0	
	4/92-7/96				22-0165-0		Bre	Th 15,0	
	5/92-96	F	R		23-0466			Ø 262,0 Th 22,0-19,8	Vent.
	92-5/92				23-0550			Ø 262,0 Th 22,0-19,8	Vent.
	5/92-96				23-0535			Ø 265,0 Th 10,5-9,5	
	92-5/92				23-0534			Ø 265,0 Th 10,5-9,5	
	4/92-7/96	R			53-0475		Luc	228,6x42	Hand Brake
	4/92-7/96				53-0014		Luc	228,6x42	-ABS, Hand Brake
	92-2/95	R			18-0144			Ø 228,6	
	92-96				51-0132		Luc	Ø 22,20 228,6x42	LUC, -ABS
2.2 (B543) Eng.J7T760/ 761 (101kW)	4/92-7/96	F	R		22-0142-0		Gir	Th 18,0	
	4/92-7/96				22-0165-0		Bre	Th 15,0	
	5/92-96	F	R		23-0466			Ø 262,0 Th 22,0-19,8	Vent.
	92-5/92				23-0550			Ø 262,0 Th 22,0-19,8	Vent.
	5/92-96				23-0535			Ø 265,0 Th 10,5-9,5	
	92-5/92				23-0534			Ø 265,0 Th 10,5-9,5	
2.5 DT (B548) Eng.S8U762/ 763 (83kW)	12/92-7/96	F	R		22-0142-0		Gir	Th 18,0	
	12/92-7/96				22-0165-0		Bre	Th 15,0	
	92-96	F	R		23-0533			Ø 280,0 Th 24,0-21,8	Vent.
	92-96				23-0535			Ø 265,0 Th 10,5-9,5	
3.0 Bit. 4WD (B545) Eng.Z7X726 (193kW)	2/93-7/96	F	R		22-0142-0		Gir	Th 18,0	
		F	R		22-0142-0		Gir	Th 18,0	
3.0 V6, 4WD (B54B, B544) Eng.Z7X721/ 722/ 723 (123kW)	12/92-7/96	F	R		22-0142-0		Gir	Th 18,0	
	12/92-7/96				22-0165-0		Bre	Th 15,0	
	92-96	F	R		23-0533			Ø 280,0 Th 24,0-21,8	Vent.
	92-96				23-0535			Ø 265,0 Th 10,5-9,5	
<b>Safrane II (B54) 7/96-12/00</b>									
2.0 16v (B54L) Eng.N7Q710/ 711 (100-102kW)	7/96-12/00	F	R		22-0142-0		Gir	Th 18,0	
	7/96-12/00				22-0165-0		Bre	Th 15,0	
	96-00	F	R		23-0466			Ø 262,0 Th 22,0-19,8	Vent.
	96-00				23-0535			Ø 265,0 Th 10,5-9,5	
2.2 DT (B54G) Eng.G8T714/ 716/ 740/ 760 (83kW)	-99	F	R		22-0142-0		Gir	Th 18,0	
	99-				22-0142-2		Gir	Th 18,0	
	7/96-12/00	F	R		22-0165-0		Bre	Th 15,0	
	96-00				23-0533			Ø 280,0 Th 24,0-21,8	Vent.
	96-00				23-0535			Ø 265,0 Th 10,5-9,5	
2.5 20v (B54F) Eng.N7U700/ 701 (121kW)	-99	F	R		22-0142-0		Gir	Th 18,0	
	99-				22-0142-2		Gir	Th 18,0	
	7/96-12/00	F	R		22-0165-0		Bre	Th 15,0	
	96-00				23-0533			Ø 280,0 Th 24,0-21,8	Vent.
	96-00				23-0535			Ø 265,0 Th 10,5-9,5	
2.9 24v (B54N) Eng.L7X713 (140kW)	-99	F	R		22-0142-0		Gir	Th 18,0	
	99-				22-0142-2		Gir	Th 18,0	
	3/99-12/00	F	R		22-0165-0		Bre	Th 15,0	
	99-00				23-0533			Ø 280,0 Th 24,0-21,8	Vent.
	99-00				23-0535			Ø 265,0 Th 10,5-9,5	
3.0 V6 Eng.Z7X721/ 722/ 723 (123kW)	7/96-12/00	F	R		22-0142-0		Gir	Th 18,0	
	7/96-12/00				22-0165-0		Bre	Th 15,0	
	96-00	F	R		23-0533			Ø 280,0 Th 24,0-21,8	Vent.
	96-00				23-0535			Ø 265,0 Th 10,5-9,5	
































				Spare Parts	F/R	L/R	METELLI ref.	METELLI ref. w/KIT		DIMENSIONS mm.	NOTE
<b>Scenic I (JA) 9/99-6/03</b>											
1.4 16v (JA0 D/W, JA1H/0) Eng.K4J714/ 750 (70-72kW)	9/99-6/03		F				<b>22-0142-2</b>		Gir	Th 18,0	
	9/99-6/03		R			<b>22-0100-2</b>		Gir	Th 16,0		
	99-		F				<b>23-0517</b>			Ø 280,0 Th 24,0-21,8	Vent.
	99-		R				<b>23-0584</b>			Ø 274,0 Th 11,0-9,5	(+o)
	9/99-6/03		R				<b>53-0351</b>		Luc	228,6x42	
	99-		R				<b>18-0153</b>			Ø 228,6	
99-		R				<b>51-0067</b>		Luc	Ø 20,64 228,0x40	LUC	
1.6 16v (JA0B/4, JA11) Eng.K4M700/ 701/ 704/ 708 (79kW)	9/99-6/03		F				<b>22-0142-2</b>		Gir	Th 18,0	
	9/99-6/03		R			<b>22-0100-2</b>		Gir	Th 16,0		
	9/99-		F				<b>23-0517</b>			Ø 280,0 Th 24,0-21,8	Vent.
	9/99-		R				<b>23-0584</b>			Ø 274,0 Th 11,0-9,5	(+o)
	9/99-6/03		R				<b>53-0351</b>		Luc	228,6x42	
	99-		R				<b>18-0153</b>			Ø 228,6	
99-		R				<b>51-0067</b>		Luc	Ø 20,64 228,0x40	LUC	
1.6 e (JA0F) Eng.K7M702/ 703 (66kW)	9/99-6/03		R				<b>53-0351</b>		Luc	228,6x42	
1.6 i (JA0L) Eng.K7M720 (55kW)	9/99-6/03		R				<b>53-0351</b>		Luc	228,6x42	
1.8 16v (JA12/R/M/A) Eng.F4P720/ 722 (85-88kW)	1/01-6/03		F				<b>22-0142-2</b>		Gir	Th 18,0	
	1/01-6/03		R			<b>22-0100-2</b>		Gir	Th 16,0		
	01-		F				<b>23-0517</b>			Ø 280,0 Th 24,0-21,8	Vent.
	01-		R				<b>23-0584</b>			Ø 274,0 Th 11,0-9,5	(+o)
01-		R				<b>18-0148</b>	<b>18-0148K</b>		Ø 203,3	+ABS	
1.9 DCi (JA05, JA1F) Eng.F9Q732/ 733 (75kW)	11/00-6/03		F				<b>22-0142-2</b>		Gir	Th 18,0	
	11/00-6/03		R			<b>22-0100-2</b>		Gir	Th 16,0		
	00-		F				<b>23-0517</b>			Ø 280,0 Th 24,0-21,8	Vent.
	00-		R				<b>23-0584</b>			Ø 274,0 Th 11,0-9,5	(+o)
11/00-6/03		R				<b>53-0351</b>		Luc	228,6x42		
1.9 DCi RX4 Eng.F9Q740 (60-68-72-75-79-81-88-96kW)	11/00-6/03		F				<b>22-0142-2</b>		Gir	Th 18,0	
	11/00-6/03		R			<b>22-0100-2</b>		Gir	Th 16,0		
	00-		F				<b>23-0533</b>			Ø 280,0 Th 24,0-21,8	Vent.
11/00-6/03		R				<b>53-0351</b>		Luc	228,6x42		
1.9 DTi (JA0N) Eng.F9Q731/ 734/ 736 (60-68-72-75-79-81-88-96kW)	9/99-6/03		F				<b>22-0142-2</b>		Gir	Th 18,0	
	9/99-6/03		R			<b>22-0100-2</b>		Gir	Th 16,0		
	99-		F				<b>23-0517</b>			Ø 280,0 Th 24,0-21,8	Vent.
	99-		R				<b>23-0584</b>			Ø 274,0 Th 11,0-9,5	(+o)
	9/99-6/03		R				<b>53-0351</b>		Luc	228,6x42	
	99-		R				<b>18-0153</b>			Ø 228,6	-ABS
1.9 DTi (JA1U) Eng.F9Q744 (60-68-72-75-79-81-88-96kW)	1/01-6/03		F				<b>22-0142-2</b>		Gir	Th 18,0	
	1/01-6/03		R			<b>22-0100-2</b>		Gir	Th 16,0		
	01-		F				<b>23-0517</b>			Ø 280,0 Th 24,0-21,8	Vent.
	01-		R				<b>23-0584</b>			Ø 274,0 Th 11,0-9,5	(+o)
1/01-6/03		R				<b>53-0351</b>		Luc	228,6x42		
2.0 16v (JA1B/D) Eng.F4R740/ 741 (89-103-120-124kW)	7/00-6/03		F				<b>22-0142-2</b>		Gir	Th 18,0	
	7/00-6/03		R			<b>22-0100-2</b>		Gir	Th 16,0		
	00-		F				<b>23-0517</b>			Ø 280,0 Th 24,0-21,8	Vent.
	00-		R				<b>23-0584</b>			Ø 274,0 Th 11,0-9,5	(+o)
7/00-6/03		R				<b>53-0351</b>		Luc	228,6x42		
2.0 16v IDE Eng.F5R740 (103kW)	9/99-6/03		F				<b>22-0142-2</b>		Gir	Th 18,0	
	9/99-6/03		R			<b>22-0100-2</b>		Gir	Th 16,0		
	9/99-		F				<b>23-0517</b>			Ø 280,0 Th 24,0-21,8	Vent.
	9/99-		R				<b>23-0584</b>			Ø 274,0 Th 11,0-9,5	(+o)
	9/99-6/03		R				<b>53-0351</b>		Luc	228,6x42	
2.0 16v RX4 Eng.F4R744 (88-103-120-124kW)	6/00-6/03		F				<b>22-0142-2</b>		Gir	Th 18,0	
	6/00-6/03		R			<b>22-0100-2</b>		Gir	Th 16,0		
	6/00-		F				<b>23-0533</b>			Ø 280,0 Th 24,0-21,8	Vent.
6/00-6/03		R				<b>53-0351</b>		Luc	228,6x42		
<b>Scenic II (JM) 6/03-5/09</b>											
1.4 16v Eng.K4J730 (72kW)	-05		F				<b>22-0544-0</b>		Bosch	Th 18,0	
	05-		F				<b>22-0335-1</b>		Ate	Th 18,0	
	6/03-		R				<b>22-0100-2</b>		Gir	Th 16,0	
	6/03-		F				<b>23-0517</b>			Ø 280,0 Th 24,0-21,8	Vent.
	6/03-		R				<b>23-0804</b>			Ø 270,0 Th 10,0-9,0	(+o)
	6/03-		R				<b>53-0351</b>		Luc	228,6x42	
1.5 DCi Eng.K9K702/ 710/ 722 (60kW)	-05		F				<b>22-0544-0</b>		Bosch	Th 18,0	
	05-		F				<b>22-0335-1</b>		Ate	Th 18,0	
	6/03-		R				<b>22-0100-2</b>		Gir	Th 16,0	

		Spare Parts	F/R	L/R	METELLI ref.	METELLI ref. w/KIT		DIMENSIONS mm.	NOTE
1.5 DCi Eng.K9K702/ 710/ 722 (60kW)	6/03-		F		23-0517			Ø 280,0 Th 24,0-21,8	Vent.
	6/03-		R		23-0804			Ø 270,0 Th 10,0-9,0	(+o)
1.5 DCi Eng.K9K722 (63kW)	05-		F		22-0335-1		Ate	Th 18,0	
	05-		R		22-0100-2		Gir	Th 16,0	
	05-		F		23-0517			Ø 280,0 Th 24,0-21,8	Vent.
	05-		R		23-0804			Ø 270,0 Th 10,0-9,0	(+o)
1.5 DCi Eng.K9K722 (78kW)	-05		F		22-0544-0		Bosch	Th 18,0	
	05-		F		22-0335-1		Ate	Th 18,0	
	5/05-		R		22-0100-2		Gir	Th 16,0	
	05-		F		23-0517			Ø 280,0 Th 24,0-21,8	Vent.
	05-		R		23-0804			Ø 270,0 Th 10,0-9,0	(+o)
1.5 DCi Eng.K9K728 (74kW)	-05		F		22-0544-0		Bosch	Th 18,0	
	05-		F		22-0335-1		Ate	Th 18,0	
	11/03-		R		22-0100-2		Gir	Th 16,0	
	6/03-		F		23-0517			Ø 280,0 Th 24,0-21,8	Vent.
	6/03-		R		23-0804			Ø 270,0 Th 10,0-9,0	(+o)
1.5 DCi Eng.K9K734 (76kW)	07-		F		22-0335-1		Ate	Th 18,0	
	07-		R		22-0100-2		Gir	Th 16,0	
	07-		F		23-0517			Ø 280,0 Th 24,0-21,8	Vent.
	07-		R		23-0804			Ø 270,0 Th 10,0-9,0	(+o)
1.6 (77kW)	6/06-		R		53-0351		Luc	228,6x42	
1.6 16v Eng.K4M761/ 782 (83kW)	-05		F		22-0544-0		Bosch	Th 18,0	
	05-		F		22-0335-1		Ate	Th 18,0	
	6/03-		R		22-0100-2		Gir	Th 16,0	
	6/03-		F		23-0517			Ø 280,0 Th 24,0-21,8	Vent.
	6/03-		R		23-0804			Ø 270,0 Th 10,0-9,0	(+o)
	6/03-		R		53-0351		Luc	228,6x42	
1.6 16v Eng.K4M766 (82kW)	07-		F		22-0335-1		Ate	Th 18,0	
	07-		R		22-0100-2		Gir	Th 16,0	
	07-		F		23-0517			Ø 280,0 Th 24,0-21,8	Vent.
	07-		R		23-0804			Ø 270,0 Th 10,0-9,0	(+o)
1/07-		R		53-0351		Luc	228,6x42		
1.9 DCi Eng.F9Q (85kW)	06-		F		22-0336-2		Ate	Th 18,0	
	06-		R		22-0100-2		Gir	Th 16,0	
	06-		F		23-0829			Ø 300,0 Th 24,0-22,0	Vent.
	06-		R		23-0804			Ø 270,0 Th 10,0-9,0	(+o)
1.9 DCi Eng.F9Q800 (81kW)	-05		F		22-0544-0		Bosch	Th 18,0	
	05-		F		22-0336-2		Ate	Th 18,0	
	5/05-		R		22-0100-2		Gir	Th 16,0	
	05-		F		23-0829			Ø 300,0 Th 24,0-22,0	Vent.
	05-		R		23-0804			Ø 270,0 Th 10,0-9,0	(+o)
1.9 DCi Eng.F9Q804 (96kW)	07-		F		22-0336-2		Ate	Th 18,0	
	07-		R		22-0100-2		Gir	Th 16,0	
	07-		F		23-0829			Ø 300,0 Th 24,0-22,0	Vent.
	07-		R		23-0804			Ø 270,0 Th 10,0-9,0	(+o)
1.9 DCi Eng.F9Q812 (88kW)	-05		F		22-0544-0		Bosch	Th 18,0	
	05-		F		22-0336-2		Ate	Th 18,0	
	6/03-		R		22-0100-2		Gir	Th 16,0	
	6/03-		F		23-0829			Ø 300,0 Th 24,0-22,0	Vent.
	6/03-		R		23-0804			Ø 270,0 Th 10,0-9,0	(+o)
2.0 Eng.F4R770/ 771 (99kW)	-05		F		22-0544-0		Bosch	Th 18,0	
	05-		F		22-0336-2		Ate	Th 18,0	
	6/03-		R		22-0100-2		Gir	Th 16,0	
	6/03-		F		23-0829			Ø 300,0 Th 24,0-22,0	Vent.
	6/03-		R		23-0804			Ø 270,0 Th 10,0-9,0	(+o)
2.0 16v T. Eng.F4R776 (120kW)	04-05		F		22-0544-0		Bosch	Th 18,0	
	05-08		F		22-0336-2		Ate	Th 18,0	
	04-		R		22-0100-2		Gir	Th 16,0	
	04-08		F		23-0829			Ø 300,0 Th 24,0-22,0	Vent.
	04-		R		23-0804			Ø 270,0 Th 10,0-9,0	(+o)
2.0 DCi Eng.M9R700 (110kW)	05-		F		22-0336-2		Ate	Th 18,0	
	9/05-		R		22-0100-2		Gir	Th 16,0	
	05-		F		23-0829			Ø 300,0 Th 24,0-22,0	Vent.
	05-		R		23-0804			Ø 270,0 Th 10,0-9,0	(+o)
<b>Scénic III (JZ) 2/09-</b>									
1.4 16v Eng.HJ4700 (96kW)	09-		F		23-0942			Ø 296,0 Th 26,0-23,4	Vent., 16Inch Wheels



		Spare Parts	F/R	L/R	METELLI ref.	METELLI ref. w/KIT		DIMENSIONS mm.	NOTE		
1.5 DCi Eng.K9K832 (78kW)		09-	F		23-0981			Ø 280,0 Th 24,0-22,0	Vent.		
		09-	F		23-0981			Ø 280,0 Th 24,0-22,0	Vent., 15Inch Wheels		
		09-	F		23-0942			Ø 296,0 Th 26,0-23,4	Vent., 16Inch Wheels		
1.5 DCi Eng.K9K836 (81kW)		09-	F		23-0981			Ø 280,0 Th 24,0-22,0	Vent.		
		09-	F		23-0981			Ø 280,0 Th 24,0-22,0	Vent., 15Inch Wheels		
		09-	F		23-0942			Ø 296,0 Th 26,0-23,4	Vent., 16Inch Wheels		
1.6 16v Eng.K4M858/ 866 (81kW)		09-	F		23-0981			Ø 280,0 Th 24,0-22,0	Vent.		
		09-	F		23-0981			Ø 280,0 Th 24,0-22,0	Vent., 15Inch Wheels		
		09-	F		23-0942			Ø 296,0 Th 26,0-23,4	Vent., 16Inch Wheels		
1.9 DCi Eng.F9Q870/ 872 (96kW)		08-	F		23-0942			Ø 296,0 Th 26,0-23,4	Vent., 16Inch Wheels		
2.0 16v Eng.M4R711 (103kW)		09-	F		23-0942			Ø 296,0 Th 26,0-23,4	Vent., 16Inch Wheels		
2.0 DCi Eng.M9R610 (118kW)		09-	F		23-0942			Ø 296,0 Th 26,0-23,4	Vent.		
2.0 DCi Eng.M9R615 (110kW)		09-	F		23-0942			Ø 296,0 Th 26,0-23,4	Vent.		
<b>Sport Spider (EF0) 3/95-10/99</b>											
2.0 16v Eng.F7R7710/ 712/ 720 (110kW)		3/95-10/99	F		22-0142-0		Gir	Th 18,0			
		3/95-10/99	R		22-0185-1		Bdx	Th 17,0			
<b>Super 5 (B/C40) 10/84-12/96</b>											
0.95 (B/C/400) Eng.C1C700 (30kW)		10/84-10/88	F		22-0036-2		Bdx	Th 15,0			
		84-88	F		23-0107			Ø 238,0 Th 8,0-7,0			
		10/84-10/88	R		53-0343	53-0343K	Bdx	180,0x42			
		10/84-10/88	R			53-0343Y	Bdx	180,0x42			
		10/84-10/88	R		53-0345	53-0345Y	Bdx	180,0x42	Hand Brake		
		10/84-10/88	R		53-0344		Luc	180,0x42	Hand Brake		
		84-88	R		18-0142	18-0142K		Ø 180,2			
		6/87-10/88	R		51-0013		Bdx	Ø 20,64 180,0x40	CRCI, RAI		
		7/86-5/87	R		51-0017		Bdx	Ø 22,00 180,0x40	RAI		
		84-12/87	R		51-0042		Luc	Ø 22,22 180,0x40	RAI		
		84-6/86	R		51-0022		Bdx	Ø 22,00 180,0x40	RAD		
		1.1 (B/C/401) Eng.C1E750/ 752/ 754 (25-33-35kW)		10/84-10/88	F		22-0036-2		Bdx	Th 15,0	
				85-94	F		23-0107			Ø 238,0 Th 8,0-7,0	
10/84-10/88	R				53-0343	53-0343K	Bdx	180,0x42			
10/84-10/88	R					53-0343Y	Bdx	180,0x42			
10/84-10/88	R				53-0345	53-0345Y	Bdx	180,0x42	Hand Brake		
10/84-10/88	R				53-0344		Luc	180,0x42	Hand Brake		
84-88	R				18-0142	18-0142K		Ø 180,2			
6/87-10/88	R				51-0013		Bdx	Ø 20,64 180,0x40	CRCI, RAI		
7/86-5/87	R				51-0017		Bdx	Ø 22,00 180,0x40	RAI		
84-12/87	R				51-0042		Luc	Ø 22,22 180,0x40	RAI		
84-6/86	R				51-0022		Bdx	Ø 22,00 180,0x40	RAD		
1.1 (B/C/401/H) Eng.C1E750/ 752/ 756/ 760 (34-35kW)				1/86-3/95	F		22-0036-2		Bdx	Th 15,0	
				1/86-3/95	R		53-0343	53-0343K	Bdx	180,0x42	
		1/86-3/95	R			53-0343Y	Bdx	180,0x42			
		1/86-3/95	R		53-0345	53-0345Y	Bdx	180,0x42	Hand Brake		
		1/86-3/95	R		53-0344		Luc	180,0x42	Hand Brake		
		86-93	R		18-0142	18-0142K		Ø 180,2			
		1/86-12/87	R		51-0042		Luc	Ø 22,22 180,0x40	RAI		
		1/86-6/86	R		51-0022		Bdx	Ø 22,00 180,0x40	RAD		
		4/91-95	R		51-0048		Luc	Ø 20,64 180,0x40	CRCI, RAI		
		6/87-95	R		51-0013		Bdx	Ø 20,64 180,0x40	CRCI, RAI		
		7/86-5/87	R		51-0017		Bdx	Ø 22,00 180,0x40	RAI		
		1.2 (B/C40F) Eng.C1G702/ 720/ 722 (40kW)		1/87-8/90	R		53-0343	53-0343K	Bdx	180,0x42	
				1/87-8/90	R			53-0343Y	Bdx	180,0x42	
1/87-8/90	R				53-0345	53-0345Y	Bdx	180,0x42	Hand Brake		
1/87-8/90	R				53-0344		Luc	180,0x42	Hand Brake		
87-90	R				18-0142	18-0142K		Ø 180,2			
1/87-12/87	R				51-0042		Luc	Ø 22,22 180,0x40	RAI		
1/87-5/87	R				51-0017		Bdx	Ø 22,00 180,0x40	RAI		
6/87-90	R				51-0013		Bdx	Ø 20,64 180,0x40	CRCI, RAI		
1.4 (B/C402/407), Kat Eng.C1J, C3J700/ 702/ 760/ 768/ 780 (35-43-44kW)				10/84-6/88	F		22-0037-0		Bdx	Th 18,0	
				10/84-6/88	F		22-0120-0	22-0120-0K	Gir	Th 18,0	
		84-88	F		23-0082			Ø 238,0 Th 12,0-10,5			
		10/84-6/88	R		53-0343	53-0343K	Bdx	180,0x42			
		10/84-6/88	R			53-0343Y	Bdx	180,0x42			
		10/84-6/88	R		53-0345	53-0345Y	Bdx	180,0x42	Hand Brake		
		10/84-6/88	R		53-0344		Luc	180,0x42	Hand Brake		
		84-88	R		18-0142	18-0142K		Ø 180,2			
6/87-88	R		51-0013		Bdx	Ø 20,64 180,0x40	CRCI, RAI				










































		Spare Parts	F/R	L/R	METELLI ref.	METELLI ref. w/KIT		DIMENSIONS mm.	NOTE
1.4 (B/C402/407), Kat Eng.C1J, C3J700/ 702/ 760/ 768/ 780 (35-43-44kW)	7/86-5/87		R		51-0017		Bdx	Ø 22,00 180,0x40	RAI
			R		51-0042		Luc	Ø 22,22 180,0x40	RAI
			R		51-0022		Bdx	Ø 22,00 180,0x40	RAD
1.4 (B/C403) Eng.C2J700/ 780/ 781/ 788/ 798 (43-46-50-53kW)	10/84-7/89		F		22-0037-0		Bdx	Th 18,0	
			F		22-0120-0	22-0120-0K	Gir	Th 18,0	
	84-89		F		23-0082			Ø 238,0 Th 12,0-10,5	A/T
	10/84-7/89		R		53-0343	53-0343K	Bdx	180,0x42	
	10/84-7/89		R			53-0343Y	Bdx	180,0x42	
	10/84-7/89		R		53-0345	53-0345Y	Bdx	180,0x42	Hand Brake
	10/84-7/89		R		53-0344		Luc	180,0x42	Hand Brake
1.4 (B/C40J) Eng.C2J782 (43-46-50-53kW)	6/87-7/89		F		22-0037-0		Bdx	Th 18,0	
			F		22-0120-0	22-0120-0K	Gir	Th 18,0	
	6/87-7/89		R		53-0343	53-0343K	Bdx	180,0x42	
			R			53-0343Y	Bdx	180,0x42	
			R		53-0345	53-0345Y	Bdx	180,0x42	Hand Brake
			R		53-0344		Luc	180,0x42	Hand Brake
1.4 (B/C40M) Eng.C2J784 (43-46-50-53kW)	6/87-8/90		F		22-0037-0		Bdx	Th 18,0	
			F		22-0120-0	22-0120-0K	Gir	Th 18,0	
	6/87-8/90		R		53-0343	53-0343K	Bdx	180,0x42	
			R			53-0343Y	Bdx	180,0x42	
			R		53-0345	53-0345Y	Bdx	180,0x42	Hand Brake
			R		53-0344		Luc	180,0x42	Hand Brake
87-90		R		18-0142	18-0142K		Ø 180,2		
6/87-12/87		R		51-0042		Luc	Ø 22,22 180,0x40	RAI	
6/87-90		R		51-0013		Bdx	Ø 20,64 180,0x40	CRCI, RAI	
1.4 T. (C405) Eng.840730 (118kW)	-5/91		F		22-0120-0	22-0120-0K	Gir	Th 18,0	
			R		22-0038-0		Bdx	Th 11,0	
1.4 T. (C405) Eng.C1J782/ 784/ 788 (77-85-88kW)	4/85-8/90		F		22-0120-0	22-0120-0K	Gir	Th 18,0	
			R		22-0038-0		Bdx	Th 11,0	
	85-90		F		23-0110			Ø 238,0 Th 20,0-17,7	Vent.
	85-90		R		23-0198			Ø 238,0 Th 8,0-7,0	(+)
85-90		R		23-0383		Bdx	Ø 238,0 Th 8,0-7,0	(-)	
1.6 D (B/C404) Eng.F8M720/ 730 (40kW)	8/85-12/96		F		22-0037-3		Bdx	Th 15,0	
			F		22-0037-0		Bdx	Th 18,0	
			F		22-0120-0	22-0120-0K	Gir	Th 18,0	
	85-96		F		23-0082			Ø 238,0 Th 12,0-10,5	
	8/85-12/96		R		53-0343	53-0343K	Bdx	180,0x42	
			R			53-0343Y	Bdx	180,0x42	
			R		53-0345	53-0345Y	Bdx	180,0x42	Hand Brake
			R		53-0344		Luc	180,0x42	Hand Brake
	85-96		R		18-0142	18-0142K		Ø 180,2	
	4/91-96		R		51-0048		Luc	Ø 20,64 180,0x40	CRCI, RAI, Exc. GTE, GT Turbo
	6/87-96		R		51-0013		Bdx	Ø 20,64 180,0x40	CRCI, RAI, Exc. GTE, GT Turbo
	7/86-5/87		R		51-0017		Bdx	Ø 22,00 180,0x40	RAI, Exc. GTE, GT Turbo
	8/85-6/86		R		51-0022		Bdx	Ø 22,00 180,0x40	RAD, Exc. GTE, GT Turbo
85-12/87	R			51-0042		Luc	Ø 22,22 180,0x40	RAI, Exc. GTE, GT Turbo	
1.7 (B/C408) Eng.F3N716/ 717 (55-66-70kW)	10/86-3/95		F		22-0037-0		Bdx	Th 18,0	
			F		22-0120-0	22-0120-0K	Gir	Th 18,0	
	86-95		F		23-0082			Ø 238,0 Th 12,0-10,5	A/T
	10/86-3/95		R		53-0343	53-0343K	Bdx	180,0x42	
			R			53-0343Y	Bdx	180,0x42	
			R		53-0345	53-0345Y	Bdx	180,0x42	Hand Brake
			R		53-0344		Luc	180,0x42	Hand Brake
	86-95		R		18-0142	18-0142K		Ø 180,2	
	4/91-95		R		51-0048		Luc	Ø 20,64 180,0x40	CRCI, RAI
	6/87-95		R		51-0013		Bdx	Ø 20,64 180,0x40	CRCI, RAI
7/85-6/86	R			51-0022		Bdx	Ø 22,00 180,0x40	RAD	
7/86-5/87	R			51-0017		Bdx	Ø 22,00 180,0x40	RAI	
86-91	R			51-0042		Luc	Ø 22,22 180,0x40	RAI	
1.7 (B/C40K/G) Eng.F2N740/ 742 (55-59-64-68kW)	6/87-3/95		F		22-0037-3		Bdx	Th 15,0	
			F		22-0037-0		Bdx	Th 18,0	
			F		22-0120-0	22-0120-0K	Gir	Th 18,0	
	6/87-3/95		R		53-0343	53-0343K	Bdx	180,0x42	
			R			53-0343Y	Bdx	180,0x42	
			R		53-0345	53-0345Y	Bdx	180,0x42	Hand Brake
			R		53-0344		Luc	180,0x42	Hand Brake
	87-95		R		18-0142	18-0142K		Ø 180,2	

		Spare Parts	F/R	L/R	METELLI ref.	METELLI ref. w/KIT		DIMENSIONS mm.	NOTE
1.7 (B/C40K/G) Eng.F2N740/ 742 (55-59-64-68kW)	4/91-95		R		51-0048		Luc	Ø 20,64 180,0x40	CRCI, RAI
	6/87-12/87		R		51-0042		Luc	Ø 22,22 180,0x40	RAI
	6/87-95		R		51-0013		Bdx	Ø 20,64 180,0x40	CRCI, RAI
1.7 (C409) Eng.F3N702/ 722 (55-66-70kW)	10/86-8/91		F		22-0037-0		Bdx	Th 18,0	
	10/86-8/91		F		22-0120-0	22-0120-0K	Gir	Th 18,0	
	86-91		F		23-0110			Ø 238,0 Th 20,0-17,7	Vent.
	10/86-8/91		R		53-0343	53-0343K	Bdx	180,0x42	
	10/86-8/91		R			53-0343Y	Bdx	180,0x42	
	10/86-8/91		R		53-0345	53-0345Y	Bdx	180,0x42	Hand Brake
10/86-8/91	R		53-0344		Luc	180,0x42	Hand Brake		
<b>Thalia 8/00-</b>									
1.4 Eng.K7J700/ 701 (55kW)	8/00-		R		53-0359		Bosch	203,2x39	Hand Brake
	8/00-		R		53-0350		Luc	203,0x38	Hand Brake
	00-		R		51-0095		Luc	Ø 17,78 203,0x38	LUC, +ABS
	00-		R		51-0155		Bosch	Ø 17,46 203,0x39	RAI, +ABS
1.4 16v Eng.K4J712/ 713 (72kW)	8/00-		R		53-0359		Bosch	203,2x39	Hand Brake
	8/00-		R		53-0350		Luc	203,0x38	Hand Brake
	00-		R		51-0095		Luc	Ø 17,78 203,0x38	LUC, +ABS
	00-		R		51-0155		Bosch	Ø 17,46 203,0x39	RAI, +ABS
1.5 DCi Eng.K9K700/ 704 (48kW)	4/02-		R		53-0359		Bosch	203,2x39	Hand Brake
	4/02-		R		53-0350		Luc	203,0x38	Hand Brake
	02-		R		51-0095		Luc	Ø 17,78 203,0x38	LUC, +ABS
	02-		R		51-0155		Bosch	Ø 17,46 203,0x39	RAI, +ABS
1.5 DCi Eng.K9K702/ 710/ 722 (60kW)	6/01-		R		53-0359		Bosch	203,2x39	Hand Brake
	6/01-		R		53-0350		Luc	203,0x38	Hand Brake
	01-		R		51-0095		Luc	Ø 17,78 203,0x38	LUC, +ABS
	01-		R		51-0155		Bosch	Ø 17,46 203,0x39	RAI, +ABS
1.5 DCi Eng.K9K752 (50kW)	03-		R		51-0095		Luc	Ø 17,78 203,0x38	LUC, +ABS
	03-		R		51-0155		Bosch	Ø 17,46 203,0x39	RAI, +ABS
1.6 16v Eng.K4M740 (79kW)	4/02-		R		53-0359		Bosch	203,2x39	Hand Brake
	4/02-		R		53-0350		Luc	203,0x38	Hand Brake
	02-		R		51-0095		Luc	Ø 17,78 203,0x38	LUC, +ABS
	02-		R		51-0155		Bosch	Ø 17,46 203,0x39	RAI, +ABS
<b>Twingo I (C06) 3/93-6/07</b>									
1.2 (C063/64) Eng.C3G700/ 702 (40kW)	3/93-10/96		F		22-0036-5		Bdx	Th 15,0	
	93-96		F		23-0082			Ø 238,0 Th 12,0-10,5	A/T
	93-96		F		23-0107			Ø 238,0 Th 8,0-7,0	M/T
	3/93-10/96		R		53-0345	53-0345Y	Bdx	180,0x42	Hand Brake
	93-96		R		18-0142	18-0142K		Ø 180,2	
	93-96		R		51-0014		Bdx	Ø 20,64 180,0x40	CRCI, RAI
	93-96		R		51-0156		Bdx	Ø 20,64 180,0x42	RAI, +ABS
1.2 (C066/68) Eng.D7F702/ 703/ 704 (43kW)	-00		F		22-0036-5		Bdx	Th 15,0	
	00-		F		22-0120-0		Gir	Th 18,0	
	96-		F		23-0082			Ø 238,0 Th 12,0-10,5	A/T
	96-		F		23-0107			Ø 238,0 Th 8,0-7,0	M/T
	96-07		R		53-0345	53-0345Y	Bdx	180,0x42	-ABS, Hand Brake
	96-98		R		53-0345	53-0345Y	Bdx	180,0x42	+ABS, Hand Brake
	98-07		R		53-0350		Luc	203,0x38	+ABS, Hand Brake
5/96-		R		18-0142	18-0142K		Ø 180,2		
96-98		R		51-0156		Bdx	Ø 20,64 180,0x42	RAI, +ABS	
1.2 (C067) Eng.D7F700/ 701 (40kW)	-00		F		22-0036-5		Bdx	Th 15,0	
	00-		F		22-0120-0		Gir	Th 18,0	
	96-		F		23-0082			Ø 238,0 Th 12,0-10,5	A/T
	96-		F		23-0107			Ø 238,0 Th 8,0-7,0	M/T
	96-07		R		53-0345	53-0345Y	Bdx	180,0x42	-ABS, Hand Brake
	96-98		R		53-0345	53-0345Y	Bdx	180,0x42	+ABS, Hand Brake
	98-07		R		53-0350		Luc	203,0x38	+ABS, Hand Brake
96-		R		18-0142	18-0142K		Ø 180,2		
96-98		R		51-0156		Bdx	Ø 20,64 180,0x42	RAI, +ABS	
1.2 16v Eng.D4F708 (44kW)	8/04-		F		22-0120-0		Gir	Th 18,0	
	04-		F		23-0082			Ø 238,0 Th 12,0-10,5	A/T
	04-		F		23-0107			Ø 238,0 Th 8,0-7,0	M/T
	8/04-6/07		R		53-0350		Luc	203,0x38	Hand Brake
	04-		R		18-0142	18-0142K		Ø 180,2	
1.2 16v (C06C/ D/K) Eng.D4F702/ 704 (55kW)	1/01-		F		22-0120-0		Gir	Th 18,0	
	01-		F		23-0549			Ø 259,0 Th 20,7-17,7	Vent.
	1/01-6/07		R		53-0350		Luc	203,0x38	Hand Brake

		Spare Parts	F/R	L/R	METELLI ref.	METELLI ref. w/KIT		DIMENSIONS mm.	NOTE
1.2 16v (C06C/ D/K) Eng.D4F702/704 (55kW)	01-		R		18-0142	18-0142K		Ø 180,2	
<b>Twingo II (CN0) 7/07-</b>									
1.2 Eng.D7F800 (43kW)	7/07-		F		22-0120-0		Gir	Th 18,0	
	07-		F		23-0864			Ø 259,0 Th 12,0-10,5	+ABS
1.2 16v Eng.D4F772 (56kW)	7/07-		F		22-0120-0		Gir	Th 18,0	
	07-		F		23-0864			Ø 259,0 Th 12,0-10,5	+ABS
1.2 16v TCE Eng.D4F780 (74kW)	7/07-		F		22-0120-0		Gir	Th 18,0	
	08-		F		23-0864			Ø 259,0 Th 12,0-10,5	+ABS
1.5 DCi Eng.K9K740 (47kW)	11/07-		F		22-0120-0		Gir	Th 18,0	
	07-		F		23-0864			Ø 259,0 Th 12,0-10,5	+ABS
1.6 RS Eng.K4M8 (98kW)	07-		F		22-0335-1		Ate	Th 18,0	
	07-		R		22-0100-2		Gir	Th 16,0	
<b>Vel Satis (BJ0) 6/02-</b>									
2.0 16v T. Eng.F4R762/ 764/ 766 (125kW)	4/04-		F		22-0336-1		Ate	Th 18,0	
	4/04-		R		22-0337-0		Ate	Th 16,5	
	04-		F		23-0673			Ø 308,0 Th 28,0-25,4	Vent., IW
	04-		F		23-0674			Ø 324,0 Th 28,0-25,4	Vent., AW
2.0 DCi Eng.M9R760 (110kW)	8/05-		F		22-0336-1		Ate	Th 18,0	
	8/05-		R		22-0337-0		Ate	Th 16,5	
	8/05-		F		23-0673			Ø 308,0 Th 28,0-25,4	Vent., IW
	8/05-		F		23-0674			Ø 324,0 Th 28,0-25,4	Vent., AW
2.0 DCi Eng.M9R760 (127kW)	1/06-		F		22-0336-1		Ate	Th 18,0	
	1/06-		R		22-0337-0		Ate	Th 16,5	
	1/06-		F		23-0673			Ø 308,0 Th 28,0-25,4	Vent., IW
	1/06-		F		23-0674			Ø 324,0 Th 28,0-25,4	Vent., AW
2.0, 16v, T. (BJ0K) Eng.F4R762/ 763 (88-99-103-120-124kW)	6/02-		F		22-0336-1		Ate	Th 18,0	
	6/02-		R		22-0337-0		Ate	Th 16,5	
	02-		F		23-0673			Ø 308,0 Th 28,0-25,4	Vent., IW
	02-		F		23-0674			Ø 324,0 Th 28,0-25,4	Vent., AW
2.2 DCi Eng.G9T600/ 606 (102kW)	9/04-		F		22-0336-1		Ate	Th 18,0	
	9/04-		R		22-0337-0		Ate	Th 16,5	
	04-		F		23-0673			Ø 308,0 Th 28,0-25,4	Vent., IW
	04-		F		23-0674			Ø 324,0 Th 28,0-25,4	Vent., AW
2.2 DCi (BJ0E) Eng.G9T702/ 742/ 743 (110kW)	6/02-		F		22-0336-1		Ate	Th 18,0	
	6/02-		R		22-0337-0		Ate	Th 16,5	
	02-		F		23-0673			Ø 308,0 Th 28,0-25,4	Vent., IW
	02-		F		23-0674			Ø 324,0 Th 28,0-25,4	Vent., AW
2.2 DCi (BJ0H) Eng.G9T702 (85kW)	4/04-		F		22-0336-1		Ate	Th 18,0	
	4/04-		R		22-0337-0		Ate	Th 16,5	
	04-		F		23-0673			Ø 308,0 Th 28,0-25,4	Vent., IW
	04-		F		23-0674			Ø 324,0 Th 28,0-25,4	Vent., AW
3.0 DCi Eng.P9X715 (133kW)	6/06-		F		22-0336-1		Ate	Th 18,0	
	6/06-		R		22-0337-0		Ate	Th 16,5	
	6/06-		F		23-0673			Ø 308,0 Th 28,0-25,4	Vent., IW
	6/06-		F		23-0674			Ø 324,0 Th 28,0-25,4	Vent., AW
3.0 DCi (BJ0B) Eng.P9X701 (130kW)	6/02-		F		22-0336-1		Ate	Th 18,0	
	6/02-		R		22-0337-0		Ate	Th 16,5	
	02-		F		23-0673			Ø 308,0 Th 28,0-25,4	Vent., IW
	02-		F		23-0674			Ø 324,0 Th 28,0-25,4	Vent., AW
3.5 V6 (BJ0V/U) Eng.V4Y701 (177kW)	6/02-		F		22-0336-1		Ate	Th 18,0	
	6/02-		R		22-0337-0		Ate	Th 16,5	
	02-		F		23-0673			Ø 308,0 Th 28,0-25,4	Vent., IW
	02-		F		23-0674			Ø 324,0 Th 28,0-25,4	Vent., AW














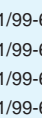



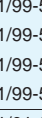
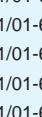

RENAULT LCV

<b>Clio Van I 1/91-9/98</b>									
1.1 (S571) Eng.C1E700 (35kW)	1/91-5/92		F		23-0107			Ø 238,0 Th 8,0-7,0	
	6/92-98		F		23-0082			Ø 238,0 Th 12,0-10,5	
	1/91-98		R		18-0142	18-0142K		Ø 180,2	
	1/91-3/91		R		51-0013		Bdx	Ø 20,64 180,0x40	CRCI, RAI
	3/91-98		R		51-0014		Bdx	Ø 20,64 180,0x40	CRCI, RAI
	3/91-98		R		51-0048		Luc	Ø 20,64 180,0x40	CRCI, RAI
1.2 (S572, S57A,R) Eng.E7F706 (40kW)	1/91-9/98		F		22-0037-0		Bdx	Th 18,0	
	1/91-9/98		F		22-0120-0	22-0120-0K	Gir	Th 18,0	
	1/91-98		F		23-0082			Ø 238,0 Th 12,0-10,5	
	1/91-98		R		23-0243			Ø 238,0 Th 8,0-7,0	(+o)































































		Spare Parts	F/R	L/R	METELLI ref.	METELLI ref. w/KIT		DIMENSIONS mm.	NOTE	
1.2 (S572, S57A,R) Eng.E7F706 (40kW)	1/91-98		R		23-0385			Ø 238,0 Th 8,0-7,0	(-o)	
	5/90-98		R		18-0142	18-0142K		Ø 180,2		
	1/91-3/91		R		51-0013		Bdx	Ø 20,64 180,0x40	CRCI, RAI	
	3/91-98		R		51-0014		Bdx	Ø 20,64 180,0x40	CRCI, RAI	
	3/91-98		R		51-0048		Luc	Ø 20,64 180,0x40	CRCI, RAI	
1.2 (S573) Eng.E7F750 (43-44kW)	1/91-9/98		F		22-0037-0		Bdx	Th 18,0		
	1/91-9/98		F		22-0120-0	22-0120-0K	Gir	Th 18,0		
	1/91-98		F		23-0082			Ø 238,0 Th 12,0-10,5		
	1/91-98		R		23-0243			Ø 238,0 Th 8,0-7,0	(+o), +ABS	
	1/91-98		R		23-0385			Ø 238,0 Th 8,0-7,0	(-o), +ABS	
	1/91-98		R		18-0142	18-0142K		Ø 180,2		
	1/91-3/91		R		51-0013		Bdx	Ø 20,64 180,0x40	CRCI, RAI	
	3/91-98		R		51-0014		Bdx	Ø 20,64 180,0x40	CRCI, RAI	
	3/91-98		R		51-0048		Luc	Ø 20,64 180,0x40	CRCI, RAI	
	1.9 D (S57L, I, S575,576) Eng.F8Q730/ 732 (47-66-68kW)	1/91-9/98		F		22-0037-0		Bdx	Th 18,0	
		1/91-9/98		F		22-0120-0	22-0120-0K	Gir	Th 18,0	
1/91-12/93			F		23-0082			Ø 238,0 Th 12,0-10,5		
1/94-98			R		23-0110			Ø 238,0 Th 20,0-17,7	Vent.	
1/94-98			R		23-0243			Ø 238,0 Th 8,0-7,0	(+o), +ABS	
1/94-98			R		23-0385			Ø 238,0 Th 8,0-7,0	(-o), +ABS	
1/91-98			R		18-0142	18-0142K		Ø 180,2		
1/91-3/91			R		51-0013		Bdx	Ø 20,64 180,0x40	CRCI, RAI	
3/91-98			R		51-0014		Bdx	Ø 20,64 180,0x40	CRCI, RAI	
3/91-98			R		51-0048		Luc	Ø 20,64 180,0x40	CRCI, RAI	
<b>Clio Van II (SB0) 9/98-5/05</b>										
1.2 (SB0A) Eng.D7F720/ 722 (43kW)	9/98-		F		22-0120-0		Gir	Th 18,0		
	98-		F		23-0082			Ø 238,0 Th 12,0-10,5		
	98-		F		23-0110			Ø 238,0 Th 20,0-17,7	Vent., +ABS	
	03-05		R		18-0382	18-0382K		Ø 203,3	+ABS	
	98-		R		18-0156	18-0156K		Ø 180,2	-ABS	
	98-		R		18-0157	18-0157K		Ø 203,3	+ABS	
	98-		R		51-0098		Bdx	Ø 19,05 180,0x42	RAI	
	98-		R		51-0095		Luc	Ø 17,78 203,0x38	LUC, +ABS	
1.5 DCi Eng.K9K (59kW)	6/01-5/05		F		22-0120-0		Gir	Th 18,0		
	6/01-5/05		F		23-0549			Ø 259,0 Th 20,7-17,7	Vent.	
1.5 DCi Eng.K9K700/ 704 (48kW)	6/01-01-		F		22-0120-0		Gir	Th 18,0		
			F		23-0549			Ø 259,0 Th 20,7-17,7	Vent.	
1.6 (79kW)	03-05		F		22-0120-0		Gir	Th 18,0		
	03-05		R		22-0038-2		Bdx	Th 11,0		
	03-05		F		23-0549			Ø 259,0 Th 20,7-17,7	Vent.	
1.9 D (SB0E) Eng.F8Q606/ 630/ 662 (40-44-47kW)	9/98-		F		22-0120-0		Gir	Th 18,0		
	98-		F		23-0110			Ø 238,0 Th 20,0-17,7	Vent., +Clim.	
	03-		R		18-0382	18-0382K		Ø 203,3	+ABS	
	9/98-		R		18-0156	18-0156K		Ø 180,2	-ABS	
	9/98-		R		18-0157	18-0157K		Ø 203,3	+ABS	
	98-		R		51-0098		Bdx	Ø 19,05 180,0x42	RAI	
1.9 DTi Eng.F9Q780 (59kW)	00-01		F		22-0120-0		Gir	Th 18,0		
	00-01		F		23-0549			Ø 259,0 Th 20,7-17,7	Vent.	
<b>Clio Van III 6/05-</b>										
1.2 16v Eng.D4F740 (55kW)	6/05-		F		22-0485-0		Gir	Th 17,5		
	05-		F		23-0641			Ø 260,0 Th 22,0-19,8	Vent.	
	05-		R		23-0722			Ø 240,0 Th 8,0-7,0	(+o), +ESP	
1.5 DCi (63kW)	09-		F		22-0485-0		Gir	Th 17,5		
	09-		F		23-0641			Ø 260,0 Th 22,0-19,8	Vent.	
	09-		R		23-0722			Ø 240,0 Th 8,0-7,0	(+o), +ESP	
1.5 DCi Eng.K9K768 (50kW)	6/05-		F		22-0485-0		Gir	Th 17,5		
	05-		F		23-0641			Ø 260,0 Th 22,0-19,8	Vent.	
	05-		R		23-0722			Ø 240,0 Th 8,0-7,0	(+o), +ESP	
<b>Extra 1/86-1/98</b>										
1.0 (30kW)	86-91		R		18-0143	18-0143K		Ø 180,2		
	86-		R		51-0042		Luc	Ø 22,22 180,0x40	RAI, RHD	
1.1 Eng.C1E700 (35kW)	86-91		R		18-0143	18-0143K		Ø 180,2		
	86-		R		51-0042		Luc	Ø 22,22 180,0x40	RAI, RHD	
1.2 Eng.C3G710/ 712 (40kW)	91-		R		18-0145	18-0145K		Ø 203,3		
1.4 Eng.C2J784 (44kW)	86-		R		18-0145	18-0145K		Ø 203,3		
	91-		R		18-0144			Ø 228,6		



		Spare Parts	F/R	L/R	METELLI ref.	METELLI ref. w/KIT		DIMENSIONS mm.	NOTE
1.4 Eng.C2J784 (44kW)	86-		R		51-0042		Luc	Ø 22,22 180,0x40	RAI, RHD
1.6 D Eng.F8M720/ 730/ 736/ 760 (40kW)	86-		R		18-0145	18-0145K		Ø 203,3	
	91-		R		18-0144			Ø 228,6	
	86-		R		51-0042		Luc	Ø 22,22 180,0x40	RAI, RHD
<b>Kangoo I (FC0) Van 3/98-1/08</b>									
1.2 (44kW)	3/98-		F		22-0253-1		Bosch	Th 18,0	+ABS
	3/98-		F		22-0253-0		Bosch	Th 18,0	-ABS
	3/98-		F		23-0110			Ø 238,0 Th 20,0-17,7	Vent., -ABS
	3/98-		F		23-0549			Ø 259,0 Th 20,7-17,7	Vent., +ABS
1.2 (FC01,0A,0F) Eng.D7F710/ 720 /722/ 744/ 746 (43kW)	3/98-		F		22-0253-1		Bosch	Th 18,0	+ABS
	3/98-		F		22-0253-0		Bosch	Th 18,0	-ABS
	3/98-		F		23-0110			Ø 238,0 Th 20,0-17,7	Vent., -ABS
	3/98-		F		23-0549			Ø 259,0 Th 20,7-17,7	Vent., +ABS
	3/98-		R		18-0152	18-0152K		Ø 203,3	-RC
	3/98-		R		18-0144			Ø 228,6	+RC
	3/98-		R		51-0097		Bdx	Ø 19,05 203,0x38	RAI, 6Q, -RC
	3/98-		R		51-0096		Bdx	Ø 22,00 228,0x42	RAI, 8Q, +RC
1.2 16v (FC05) Eng.D4F712/ 714 (55kW)	10/01-		F		22-0253-1		Bosch	Th 18,0	+ABS
	10/01-		F		22-0253-0		Bosch	Th 18,0	-ABS
	6/01-		F		23-0549			Ø 259,0 Th 20,7-17,7	Vent., +ABS
	6/01-		R		18-0152	18-0152K		Ø 203,3	-RC
	6/01-		R		18-0144			Ø 228,6	+RC
	01-		R		51-0097		Bdx	Ø 19,05 203,0x38	RAI, 6Q, -RC
1.4 (FC0C,0B,0H,0M) Eng.E7J634/ 635/ 780/ K7J700/ 701 (55kW)	3/98-		F		22-0253-1		Bosch	Th 18,0	+ABS
	3/98-		F		22-0253-0		Bosch	Th 18,0	-ABS
	3/98-		F		23-0110			Ø 238,0 Th 20,0-17,7	Vent., -ABS
	3/98-		F		23-0549			Ø 259,0 Th 20,7-17,7	Vent., +ABS
	3/98-		R		18-0152	18-0152K		Ø 203,3	-RC
	3/98-		R		18-0144			Ø 228,6	+RC
	3/98-		R		51-0097		Bdx	Ø 19,05 203,0x38	RAI, 6Q, -RC
	3/98-		R		51-0096		Bdx	Ø 22,00 228,0x42	RAI, 8Q, +RC
1.5 DCi Eng.K9K702/ 710/ 722 (60kW)	4/03-		F		22-0253-1		Bosch	Th 18,0	+ABS
	4/03-		F		22-0253-0		Bosch	Th 18,0	-ABS
	03-		F		23-0549			Ø 259,0 Th 20,7-17,7	Vent.
	03-		R		18-0152	18-0152K		Ø 203,3	-RC
	03-		R		18-0144			Ø 228,6	+RC
	03-		R		51-0097		Bdx	Ø 19,05 203,0x38	RAI, 6Q, -RC
	03-		R		51-0096		Bdx	Ø 22,00 228,0x42	RAI, 8Q, +RC
	1.5 DCi Eng.K9K710 (42kW)	12/02-		F		22-0253-1		Bosch	Th 18,0
12/02-			F		22-0253-0		Bosch	Th 18,0	-ABS
02-			F		23-0549			Ø 259,0 Th 20,7-17,7	Vent.
02-			R		18-0152	18-0152K		Ø 203,3	-RC
02-			R		18-0144			Ø 228,6	+RC
1.5 DCi Eng.K9K714 (50kW)	6/05-		F		22-0253-1		Bosch	Th 18,0	+ABS
	6/05-		F		22-0253-0		Bosch	Th 18,0	-ABS
	05-		F		23-0549			Ø 259,0 Th 20,7-17,7	Vent., +ABS
1.5 DCi Eng.K9K718 (62kW)	6/05-		F		22-0253-1		Bosch	Th 18,0	+ABS
	6/05-		F		22-0253-0		Bosch	Th 18,0	-ABS
	05-		F		23-0549			Ø 259,0 Th 20,7-17,7	Vent.
1.5 DCi (FC07) Eng.K9K700/ 704 (48kW)	12/01-		F		22-0253-1		Bosch	Th 18,0	+ABS
	12/01-		F		22-0253-0		Bosch	Th 18,0	-ABS
	01-		F		23-0549			Ø 259,0 Th 20,7-17,7	Vent.
	6/01-		R		18-0152	18-0152K		Ø 203,3	-RC
	6/01-		R		18-0144			Ø 228,6	+RC
	01-		R		51-0097		Bdx	Ø 19,05 203,0x38	RAI, 6Q, -RC
	01-		R		51-0096		Bdx	Ø 22,00 228,0x42	RAI, 8Q, +RC
	1.6 16v, 4WD (FC0L, FC0P, FC0S) Eng.K4M750/ 752/ 753 (70kW)	10/01-		F		22-0544-0		Bosch	Th 18,0
10/01-			F		22-0253-1		Bosch	Th 18,0	+ABS
10/01-			F		22-0253-0		Bosch	Th 18,0	-ABS
10/01-			R		22-0319-0		Bosch	Th 17,0	4WD
6/01-			F		23-0517			Ø 280,0 Th 24,0-21,8	Vent.
6/01-			R		23-0585			Ø 280,0 Th 12,0-11,0	
6/01-			R		18-0152	18-0152K		Ø 203,3	Exc. 4WD, -RC
6/01-			R		18-0144			Ø 228,6	Exc. 4WD, +RC
01-			R		51-0097		Bdx	Ø 19,05 203,0x38	RAI, 6Q, -RC
01-			R		51-0096		Bdx	Ø 22,00 228,0x42	RAI, 8Q, +RC

































































		Spare Parts	F/R	L/R	METELLI ref.	METELLI ref. w/KIT		DIMENSIONS mm.	NOTE
1.9 D (FC0E,02,0J,0N) Eng.F8Q630/632 (47kW)		F	F		22-0253-1		Bosch	Th 18,0	+ABS
		F	F		22-0253-0		Bosch	Th 18,0	-ABS
		F	F		23-0110			Ø 238,0 Th 20,0-17,7	Vent., -ABS
		F	F		23-0549			Ø 259,0 Th 20,7-17,7	Vent., +ABS
		R	R		18-0152	18-0152K		Ø 203,3	-RC
		R	R		18-0144			Ø 228,6	+RC
		R	R		51-0097		Bdx	Ø 19,05 203,0x38	RAI, 6Q, -RC
		R	R		51-0096		Bdx	Ø 22,00 228,0x42	RAI, 8Q, +RC
1.9 D 55 (FC0D) Eng.F8Q606/ 630/662 (40kW)		F	F		22-0253-1		Bosch	Th 18,0	+ABS
		F	F		22-0253-0		Bosch	Th 18,0	-ABS
		F	F		23-0110			Ø 238,0 Th 20,0-17,7	Vent., -ABS
		F	F		23-0549			Ø 259,0 Th 20,7-17,7	Vent., +ABS
		R	R		18-0152	18-0152K		Ø 203,3	-RC
		R	R		18-0144			Ø 228,6	+RC
		R	R		51-0097		Bdx	Ø 19,05 203,0x38	RAI, 6Q, -RC
		R	R		51-0096		Bdx	Ø 22,00 228,0x42	RAI, 8Q, +RC
1.9 DCi Eng.F9Q790 (62kW)		F	F		22-0253-1		Bosch	Th 18,0	+ABS
		F	F		22-0253-0		Bosch	Th 18,0	-ABS
		F	F		23-0517			Ø 280,0 Th 24,0-21,8	Vent.
		R	R		23-0585			Ø 280,0 Th 12,0-11,0	
1.9 DCi 4WD Eng.F9Q790 (62kW)		F	F		22-0544-0		Bosch	Th 18,0	
		R	R		22-0319-0		Bosch	Th 17,0	
1.9 DCi 4WD (FC0V) Eng.F9Q782/790 (60-68-75-77-81-88-96kW)		F	F		22-0544-0		Bosch	Th 18,0	
		R	R		22-0319-0		Bosch	Th 17,0	
		F	F		23-0517			Ø 280,0 Th 24,0-21,8	Vent.
		R	R		23-0585			Ø 280,0 Th 12,0-11,0	
1.9 DTi (FC0U) Eng.F9Q780 (59kW)		F	F		22-0253-1		Bosch	Th 18,0	+ABS
		F	F		22-0253-0		Bosch	Th 18,0	-ABS
		F	F		23-0110			Ø 238,0 Th 20,0-17,7	Vent., -ABS
		F	F		23-0549			Ø 259,0 Th 20,7-17,7	Vent., +ABS
		R	R		18-0152	18-0152K		Ø 203,3	-RC
		R	R		18-0144			Ø 228,6	+RC
		R	R		51-0097		Bdx	Ø 19,05 203,0x38	RAI, 6Q, -RC
		R	R		51-0096		Bdx	Ø 22,00 228,0x42	RAI, 8Q, +RC
<b>Kangoo II Van 2/08-</b>									
1.5 DCi Eng.K9K800/ 802 (63kW)		F	F		22-0812-0		Bre	Th 18,5	
		R	R		22-0814-0		Bre	Th 16,0	
1.5 DCi Eng.K9K806 (76kW)		F	F		22-0812-0		Bre	Th 18,5	
		R	R		22-0814-0		Bre	Th 16,0	
1.5 DCi Eng.K9K840 (50kW)		F	F		22-0812-0		Bre	Th 18,5	
		R	R		22-0814-0		Bre	Th 16,0	
1.6 16v Eng.K4M830 (78kW)		F	F		22-0812-0		Bre	Th 18,5	
		R	R		22-0814-0		Bre	Th 16,0	
<b>Mascott 1/99-</b>									
110 Eng.8140.43B/ C (78kW)		F	F		22-0212-6	22-0212-7K	Bre	Th 20,0	35-50
		F	F		22-0578-3	22-0578-3K	Bre	Th 20,0	55-60
		R	R		22-0212-6	22-0212-7K	Bre	Th 20,0	
		R	R		53-0077	53-0077K	Bre	170,0x45	
		R	R		53-0097	53-0097K	Bre	170,0x45	Hand Brake
120.35 Eng.ZD3A600 (85kW)		R	R		53-0077	53-0077K	Bre	170,0x45	
		R	R		53-0097	53-0097K	Bre	170,0x45	Hand Brake
120.55 Eng.ZD3A600 (85kW)		R	R		53-0077	53-0077K	Bre	170,0x45	
		R	R		53-0097	53-0097K	Bre	170,0x45	Hand Brake
120.65 Eng.ZD3A600 (85kW)		R	R		53-0077	53-0077K	Bre	170,0x45	
		R	R		53-0097	53-0097K	Bre	170,0x45	Hand Brake
130 Eng.8140.43S (92kW)		F	F		22-0212-6	22-0212-7K	Bre	Th 20,0	35-50
		F	F		22-0578-3	22-0578-3K	Bre	Th 20,0	55-60-65
		R	R		22-0212-6	22-0212-7K	Bre	Th 20,0	
		R	R		53-0077	53-0077K	Bre	170,0x45	
		R	R		53-0097	53-0097K	Bre	170,0x45	Hand Brake
140 Eng.8140.43K (103kW)		F	F		22-0212-6	22-0212-7K	Bre	Th 20,0	35-50
		F	F		22-0578-3	22-0578-3K	Bre	Th 20,0	55-60-65
		R	R		22-0212-6	22-0212-7K	Bre	Th 20,0	
		R	R		53-0077	53-0077K	Bre	170,0x45	
		R	R		53-0097	53-0097K	Bre	170,0x45	Hand Brake
150.35 Eng.8140.43N (107kW)		F	F		22-0212-6	22-0212-7K	Bre	Th 20,0	35-50
		F	F		22-0578-3	22-0578-3K	Bre	Th 20,0	55-60-65

			SPARE PARTS	F/R	L/R	METELLI ref.	METELLI ref. w/KIT		DIMENSIONS mm.	NOTE
150.35 Eng.8140.43N (107kW)	1/01-6/04		R			22-0212-6	22-0212-7K	Bre	Th 20,0	
	1/01-6/04		R			53-0077	53-0077K	Bre	170,0x45	
	1/01-6/04		R			53-0097	53-0097K	Bre	170,0x45	Hand Brake
150.55 Eng.8140.43N (107kW)	10/01-6/04		F			22-0212-6	22-0212-7K	Bre	Th 20,0	35-50
	10/01-6/04		F			22-0578-3	22-0578-3K	Bre	Th 20,0	55-60-65
	10/01-6/04		R			22-0212-6	22-0212-7K	Bre	Th 20,0	
	10/01-6/04		R			53-0077	53-0077K	Bre	170,0x45	
	10/01-6/04		R			53-0097	53-0097K	Bre	170,0x45	Hand Brake
160.35 Eng.ZD3A604 (115kW)	5/04-		R			53-0077	53-0077K	Bre	170,0x45	
	5/04-		R			53-0097	53-0097K	Bre	170,0x45	Hand Brake
160.55 Eng.ZD3A604 (115kW)	5/04-		R			53-0077	53-0077K	Bre	170,0x45	
	5/04-		R			53-0097	53-0097K	Bre	170,0x45	Hand Brake
160.65 Eng.ZD3A604 (115kW)	5/04-		R			53-0077	53-0077K	Bre	170,0x45	
	5/04-		R			53-0097	53-0097K	Bre	170,0x45	Hand Brake
90 Eng.8140.63 (63-78kW)	1/99-12/01		F			22-0212-6	22-0212-7K	Bre	Th 20,0	35
	1/99-12/01		R			22-0212-6	22-0212-7K	Bre	Th 20,0	
	1/99-12/01		R			53-0077	53-0077K	Bre	170,0x45	
	1/99-12/01		R			53-0097	53-0097K	Bre	170,0x45	Hand Brake
<b>Master I 8/80-7/98</b>										
2.0 28-35 Eng.829731/ 730 (59-63-76-80-81kW)	-85		F			22-0089-0		Gir	Th 15,5	
	85-		F			22-0089-1		Gir	Th 15,5	
	80-86		F			23-0116			Ø 278,0 Th 24,0-22,5	Vent.
	8/80-9/86		R			53-0071		Luc	254,0x57	Hand Brake
	8/80-9/86		R			53-0100		Luc	254,0x57	Hand Brake
	8/80-9/86		R			53-0342		Luc	255,0x57	
2.0 28-35 Eng.J5R718/ 728 (58-60kW)	10/86-7/98		F			22-0089-1		Gir	Th 15,5	
	86-98		F			23-0116			Ø 278,0 Th 24,0-22,5	Vent.
	10/86-7/98		R			53-0071		Luc	254,0x57	Hand Brake
	10/86-7/98		R			53-0100		Luc	254,0x57	Hand Brake
	10/86-7/98		R			53-0342		Luc	255,0x57	
	86-89		R			18-0175			Ø 255,0	Exc. Switzerland/Norway/Sweden
2.1 D 28-35 Eng.J8S330 (44-48-53-66kW)	-85		F			22-0089-0		Gir	Th 15,5	
	85-		F			22-0089-1		Gir	Th 15,5	
	80-98		F			23-0116			Ø 278,0 Th 24,0-22,5	Vent.
	8/80-7/98		R			53-0071		Luc	254,0x57	Hand Brake
	8/80-7/98		R			53-0100		Luc	254,0x57	Hand Brake
	8/80-7/98		R			53-0342		Luc	255,0x57	
2.2 30 Eng.J7T782/ 788 (67-70-74-76-79-85-89-91-101kW)	-85		F			22-0089-0		Gir	Th 15,5	
	85-		F			22-0089-1		Gir	Th 15,5	
	80-98		F			23-0116			Ø 278,0 Th 24,0-22,5	Vent.
	8/80-7/98		R			53-0071		Luc	254,0x57	Hand Brake
	80-89		R			18-0175			Ø 255,0	Exc. Switzerland/Norway/Sweden
	89-98		R			18-0176	18-0176K		Ø 254,0	Exc. Switzerland/Norway/Sweden
2.4 D 28-35 Eng.Sofim-8140.61.2300/ S8U731 (52-55-59kW)	-85		F			22-0089-0		Gir	Th 15,5	
	85-		F			22-0089-1		Gir	Th 15,5	
	80-89		F			23-0116			Ø 278,0 Th 24,0-22,5	Vent.
	8/80-8/89		R			53-0071		Luc	254,0x57	Hand Brake
	8/80-8/89		R			53-0100		Luc	254,0x57	Hand Brake
	80-89		R			18-0175			Ø 255,0	Exc. Switzerland/Norway/Sweden
2.5 D 28-35 Eng.Sofim-8140.67.2510/ S8U742 (55kW)	8/89-7/98		F			22-0089-1		Gir	Th 15,5	
	89-98		F			23-0116			Ø 278,0 Th 24,0-22,5	Vent.
	8/89-7/98		R			53-0071		Luc	254,0x57	Hand Brake
	8/89-7/98		R			53-0342		Luc	255,0x57	
	89-94		R			18-0176	18-0176K		Ø 254,0	Exc. Switzerland/Norway/Sweden
	94-98		R			51-0139		Luc	Ø 25,40 254,0x57	LUC
2.5 TD 28-35 Eng.Sofim-8140.27.2580/ S9U702 (72kW)	8/89-7/98		F			22-0089-1		Gir	Th 15,5	
	89-98		F			23-0116			Ø 278,0 Th 24,0-22,5	Vent.
	8/89-7/98		R			53-0071		Luc	254,0x57	Hand Brake
	89-94		R			18-0176	18-0176K		Ø 254,0	Exc. Switzerland/Norway/Sweden
	94-98		R			51-0139		Luc	Ø 25,40 254,0x57	LUC



































































		Spare Parts	F/R	L/R	METELLI ref.	METELLI ref. w/KIT		DIMENSIONS mm.	NOTE
2.5 TD 35 Eng.Sofim-8140.27.2500/.2510/ S9U714 (55-69-73kW)	8/89-7/98		F		<b>22-0089-1</b>		Gir	Th 15,5	
	89-98		F		<b>23-0116</b>			Ø 278,0 Th 24,0-22,5	Vent.
	8/89-7/98		R		<b>53-0071</b>		Luc	254,0x57	Hand Brake
	8/89-7/98		R		<b>53-0342</b>		Luc	255,0x57	
	89-94		R		<b>18-0176</b>	<b>18-0176K</b>		Ø 254,0	Exc. Switzerland/Norway/Sweden
	94-98		R		<b>51-0139</b>		Luc	Ø 25,40 254,0x57	LUC
<b>Master II 7/98-9/03</b>									
1.9 DCi 80 Eng.F9Q772 (60kW)	11/01-		F		<b>22-0545-0</b>		Bdx	Th 18,0	
	11/01-		R		<b>22-0546-0</b>		Bosch	Th 17,0	
	01-		F		<b>23-0499</b>			Ø 280,0 Th 24,0-21,0	Vent., 15Inch Wheels
	01-		F		<b>23-0532</b>			Ø 305,2 Th 28,0-25,0	Vent., 16Inch Wheels
	01-		R		<b>23-0690</b>			Ø 305,0 Th 12,0-10,5	
1.9 DTi Eng.F9Q770 (59kW)	9/00-		F		<b>22-0545-0</b>		Bdx	Th 18,0	
	9/00-		R		<b>22-0546-0</b>		Bosch	Th 17,0	
	00-		F		<b>23-0499</b>			Ø 280,0 Th 24,0-21,0	Vent., 15Inch Wheels
	00-		F		<b>23-0532</b>			Ø 305,2 Th 28,0-25,0	Vent., 16Inch Wheels
	00-		R		<b>23-0690</b>			Ø 305,0 Th 12,0-10,5	
	9/00-9/03		R		<b>53-0313</b>		Bdx	280,0x65	Hand Brake
2.2 DCi 90 Eng.G9T722 (66kW)	9/00-		F		<b>22-0545-0</b>		Bdx	Th 18,0	
	9/00-		R		<b>22-0546-0</b>		Bosch	Th 17,0	
	00-		F		<b>23-0499</b>			Ø 280,0 Th 24,0-21,0	Vent., 15Inch Wheels
	00-		F		<b>23-0532</b>			Ø 305,2 Th 28,0-25,0	Vent., 16Inch Wheels
2.5 D Eng.S8U770 (59kW)	00-		F		<b>22-0264-0</b>		Bdx	Th 18,0	
	00-		F		<b>22-0545-0</b>		Bdx	Th 18,0	
	00-		R		<b>22-0546-0</b>		Bosch	Th 17,0	
	98-01		F		<b>23-0499</b>			Ø 280,0 Th 24,0-21,0	Vent., 15Inch Wheels
	98-01		F		<b>23-0532</b>			Ø 305,2 Th 28,0-25,0	Vent., 16Inch Wheels
	98-01		R		<b>23-0690</b>			Ø 305,0 Th 12,0-10,5	
	7/98-1/01		R		<b>53-0127</b>		Bdx	280,0x64	Hand Brake
	7/98-1/01		R		<b>53-0313</b>		Bdx	280,0x65	Hand Brake
	7/98-1/01		R		<b>53-0071</b>		Luc	254,0x57	Hand Brake
	98-01		R		<b>18-0134</b>			Ø 280,0	
2.5 DCi 120 Eng.G9U720/ 754 (84kW)	10/01-		F		<b>22-0545-0</b>		Bdx	Th 18,0	
	10/01-		R		<b>22-0546-0</b>		Bosch	Th 17,0	
	01-		F		<b>23-0499</b>			Ø 280,0 Th 24,0-21,0	Vent., 15Inch Wheels
	01-		F		<b>23-0532</b>			Ø 305,2 Th 28,0-25,0	Vent., 16Inch Wheels
	01-		R		<b>23-0690</b>			Ø 305,0 Th 12,0-10,5	
2.8 DTi Eng.S9W702 (84kW)	00-		F		<b>22-0264-0</b>		Bdx	Th 18,0	
	00-		F		<b>22-0545-0</b>		Bdx	Th 18,0	
	00-		R		<b>22-0546-0</b>		Bosch	Th 17,0	
	98-01		F		<b>23-0499</b>			Ø 280,0 Th 24,0-21,0	Vent., 15Inch Wheels
	98-01		F		<b>23-0532</b>			Ø 305,2 Th 28,0-25,0	Vent., 16Inch Wheels
	98-01		R		<b>23-0690</b>			Ø 305,0 Th 12,0-10,5	
	7/98-10/01		R		<b>53-0127</b>		Bdx	280,0x64	Hand Brake
	7/98-10/01		R		<b>53-0313</b>		Bdx	280,0x65	Hand Brake
	7/98-10/01		R		<b>53-0071</b>		Luc	254,0x57	Hand Brake
98-01		R		<b>18-0134</b>			Ø 280,0		
<b>Master III 10/03-</b>									
2.5 DCi Eng.G9U630 (107kW)	8/06-		F		<b>22-0545-0</b>		Bdx	Th 18,0	
	8/06-		R		<b>22-0546-0</b>		Bosch	Th 17,0	
	06-		F		<b>23-0532</b>			Ø 305,2 Th 28,0-25,0	Vent.
	06-		R		<b>23-0690</b>			Ø 305,0 Th 12,0-10,5	
2.5 DCi Eng.G9U632 (88kW)	8/06-		F		<b>22-0545-0</b>		Bdx	Th 18,0	
	8/06-		R		<b>22-0546-0</b>		Bosch	Th 17,0	
	06-		F		<b>23-0532</b>			Ø 305,2 Th 28,0-25,0	Vent.
2.5 DCi Eng.G9U650 (74kW)	06-		F		<b>22-0545-0</b>		Bdx	Th 18,0	
	06-		R		<b>22-0546-0</b>		Bosch	Th 17,0	
	06-		F		<b>23-0532</b>			Ø 305,2 Th 28,0-25,0	Vent.
	06-		R		<b>23-0690</b>			Ø 305,0 Th 12,0-10,5	
2.5 DCi Eng.G9U750 (84kW)	04-		F		<b>22-0545-0</b>		Bdx	Th 18,0	
	04-		R		<b>22-0546-0</b>		Bosch	Th 17,0	
	04-		F		<b>23-0532</b>			Ø 305,2 Th 28,0-25,0	Vent.
	04-		R		<b>23-0690</b>			Ø 305,0 Th 12,0-10,5	

			SPARE PARTS	F/R	L/R	METELLI ref.	METELLI ref. w/KIT		DIMENSIONS mm.	NOTE
2.5 DCi 100 Eng.G9U754 (73kW)	10/03-		F			22-0545-0		Bdx	Th 18,0	
	10/03-		R			22-0546-0		Bosch	Th 17,0	
	03-		F			23-0532			Ø 305,2 Th 28,0-25,0	Vent.
	03-		R			23-0690			Ø 305,0 Th 12,0-10,5	
3.0 DCi 120 Eng.ZD3A600 (85kW)	6/05-		F			22-0545-0		Bdx	Th 18,0	
	6/05-		R			22-0546-0		Bosch	Th 17,0	
	05-		F			23-0532			Ø 305,2 Th 28,0-25,0	Vent.
	05-		R			23-0690			Ø 305,0 Th 12,0-10,5	
3.0 DCi 140 Eng.ZD3200/ 202 (100kW)	10/03-		F			22-0545-0		Bdx	Th 18,0	
	10/03-		R			22-0546-0		Bosch	Th 17,0	
	03-		F			23-0499			Ø 280,0 Th 24,0-21,0	Vent., 15Inch Wheels
	03-		R			23-0690			Ø 305,0 Th 12,0-10,5	Vent., 16Inch Wheels
3.0 DCi 160 Eng.ZD3A604 (115kW)	6/05-		F			22-0545-0		Bdx	Th 18,0	
	6/05-		R			22-0546-0		Bosch	Th 17,0	
	05-		F			23-0532			Ø 305,2 Th 28,0-25,0	Vent.
	05-		R			23-0690			Ø 305,0 Th 12,0-10,5	
<b>Megane II Van 11/02-12/07</b>										
1.5 DCi Eng.K9K724 (63kW)	-05		F			22-0544-0		Bosch	Th 18,0	
	05-		R			22-0335-1		Ate	Th 18,0	
	11/02-		F			22-0100-2		Gir	Th 16,0	
	05-		R			23-0517			Ø 280,0 Th 24,0-21,8	Vent.
1.5 DCi Eng.K9K764 (78kW)	-05		F			22-0544-0		Bosch	Th 18,0	
	05-		R			22-0335-1		Ate	Th 18,0	
	11/02-		F			22-0100-2		Gir	Th 16,0	
	05-		R			23-0517			Ø 280,0 Th 24,0-21,8	Vent.
<b>Modus Van 12/04-</b>										
1.2 16v Eng.D4F740 (55kW)	12/04-		F			22-0485-0		Gir	Th 17,5	
	9/04-		R			23-0641			Ø 260,0 Th 22,0-19,8	Vent.
	04-		R			23-0722			Ø 240,0 Th 8,0-7,0	(+), +ESP
1.5 DCi Eng.K9K750 (63kW)	12/04-		F			22-0485-0		Gir	Th 17,5	
	9/04-		R			23-0641			Ø 260,0 Th 22,0-19,8	Vent.
	9/04-		R			23-0722			Ø 240,0 Th 8,0-7,0	(+), +ESP
1.5 DCi Eng.K9K752 (50kW)	12/04-		F			22-0485-0		Gir	Th 17,5	
	9/04-		R			23-0641			Ø 260,0 Th 22,0-19,8	Vent.
	04-		R			23-0722			Ø 240,0 Th 8,0-7,0	(+), +ESP
<b>R11 Van 3/83-12/88</b>										
1.1 (S371) Eng.C1E715/ 720 (35kW)	83-86		F			23-0082			Ø 238,0 Th 12,0-10,5	
	83-86		R			18-0142	18-0142K		Ø 180,2	
	83-6/86		R			51-0011		Bdx	Ø 17,46 180,0x40	RAD
	93-6/86		R			51-0059		Luc	Ø 17,78 180,0x40	RAI
1.2 (S37S) Eng.C1G700/ 710 (40kW)	84-88		F			23-0082			Ø 238,0 Th 12,0-10,5	
	84-88		R			18-0142	18-0142K		Ø 180,2	
	84-9/86		R			51-0022		Bdx	Ø 22,00 180,0x40	RAD
	84-9/86		R			51-0042		Luc	Ø 22,22 180,0x40	RAI
1.4 (S372) Eng.C1J715/ 792/ 796/ C2J730 (35-43-44kW)	83-86		F			23-0082			Ø 238,0 Th 12,0-10,5	
	83-86		R			18-0142	18-0142K		Ø 180,2	Incl. Spain
	83-86		R			51-0022		Bdx	Ø 22,00 180,0x40	RAD
	83-86		R			51-0042		Luc	Ø 22,22 180,0x40	RAI
1.4 (S373) Eng.C2J768 (43-46-50-53kW)	83-86		F			23-0082			Ø 238,0 Th 12,0-10,5	
	83-86		R			18-0142	18-0142K		Ø 180,2	Incl. Spain
	83-86		R			51-0022		Bdx	Ø 22,00 180,0x40	RAD
	83-86		R			51-0042		Luc	Ø 22,22 180,0x40	RAI
1.6 D (S374) Eng.F8M700/ 720/ 730 (40kW)	83-88		F			23-0082			Ø 238,0 Th 12,0-10,5	
	83-88		R			18-0142	18-0142K		Ø 180,2	
	83-86		R			51-0022		Bdx	Ø 22,00 180,0x40	RAD
	86-88		R			51-0042		Luc	Ø 22,22 180,0x40	RAI
<b>R12 Van 7/75-4/80</b>										
1.3 (2360) Eng.81002 (29-31-32-33-37-40-44-47kW)	75-80		F			23-0026			Ø 227,5 Th 10,0-9,0	
<b>R18 Van 5/79-7/86</b>										
1.4 (2350) Eng.84720/ 722 (35-43-46kW)	79-82		F			23-0026			Ø 227,5 Th 10,0-9,0	
	83-		F			23-0066			Ø 238,0 Th 12,0-10,5	Ch -4600
	-86		F			23-0114			Ø 238,0 Th 12,0-10,5	Ch 4601-








































			Spare Parts	F/R	L/R	METELLI ref.	METELLI ref. w/KIT		DIMENSIONS mm.	NOTE
1.4 (2350) Eng.847720/ 722 (35-43-46kW)	-86		R			18-0144			Ø 228,6	Ch 3401-
2.1 D (2354) Eng.852710/ J8S711 (43-46-50-53kW)	81-		F			23-0066			Ø 238,0 Th 12,0-10,5	Ch -7000
	-86		F			23-0114			Ø 238,0 Th 12,0-10,5	Ch 7001-
	81-86		R			18-0144			Ø 228,6	
<b>R19 I Van 1/88-12/92</b>										
1.2 (S530) Eng.C1G730 (40kW)	88-92		F			23-0082			Ø 238,0 Th 12,0-10,5	
	89-4/92		R			18-0142	18-0142K		Ø 180,2	
	88-92		R			51-0021		Bdx	Ø 20,64 180,0x40	CRCI, RAI, Exc. 16S
1.4 (S537) Eng.E7F700/ 706 (59kW)	1/88-12/92		F			22-0037-0		Bdx	Th 18,0	
	1/88-12/92		F			22-0120-0	22-0120-0K	Gir	Th 18,0	
	88-92		F			23-0082			Ø 238,0 Th 12,0-10,5	
	1/88-12/92		R			53-0345	53-0345Y	Bdx	180,0x42	Hand Brake
	89-4/92		R			18-0142	18-0142K		Ø 180,2	
	88-92		R			51-0021		Bdx	Ø 20,64 180,0x40	CRCI, RAI, Exc. 16S
1.9 D (S534, I, J) Eng.F8Q706/ 742 (47-66-68kW)	1/88-12/92		F			22-0037-0		Bdx	Th 18,0	
	1/88-12/92		F			22-0120-0	22-0120-0K	Gir	Th 18,0	
	88-92		F			23-0082			Ø 238,0 Th 12,0-10,5	
	1/88-12/92		R			53-0345	53-0345Y	Bdx	180,0x42	Hand Brake
	89-4/92		R			18-0142	18-0142K		Ø 180,2	
	88-92		R			51-0021		Bdx	Ø 20,64 180,0x40	CRCI, RAI, Exc. 16S
<b>R19 II Van 3/92-12/95</b>										
1.2 (S530) Eng.C1G730 (40kW)	92-95		F			23-0082			Ø 238,0 Th 12,0-10,5	
	5/92-96		R			18-0142	18-0142K		Ø 180,2	
	4/91-95		R			51-0021		Bdx	Ø 20,64 180,0x40	CRCI, RAI
	92-95		R			51-0048		Luc	Ø 20,64 180,0x40	CRCI, RAI
1.4 (S537) Eng.E7F700/ 706 (58kW)	3/92-12/95		F			22-0037-0		Bdx	Th 18,0	
	3/92-12/95		F			22-0120-0	22-0120-0K	Gir	Th 18,0	
	92-95		F			23-0082			Ø 238,0 Th 12,0-10,5	
	5/92-95		R			18-0142	18-0142K		Ø 180,2	
	92-95		R			51-0021		Bdx	Ø 20,64 180,0x40	CRCI, RAI
	92-95		R			51-0048		Luc	Ø 20,64 180,0x40	CRCI, RAI
1.9 D (S534) Eng.F8Q706/ 742 (47-66-68kW)	3/92-12/95		F			22-0037-0		Bdx	Th 18,0	
	3/92-12/95		F			22-0120-0	22-0120-0K	Gir	Th 18,0	
	3/92-12/95		R			53-0345	53-0345Y	Bdx	180,0x42	Hand Brake
	5/92-95		R			18-0142	18-0142K		Ø 180,2	
	92-95		R			51-0029		Bdx	Ø 19,05 203,0x39	RAI, Societé
	92-95		R			51-0021		Bdx	Ø 20,64 180,0x40	CRCI, RAI
1.9 TD (S53K) Eng.F8Q706/ 742 (47-66-68kW)	92-95		R			51-0048		Luc	Ø 20,64 180,0x40	CRCI, RAI
	3/92-12/95		F			22-0037-0		Bdx	Th 18,0	
	3/92-12/95		F			22-0120-0	22-0120-0K	Gir	Th 18,0	
	92-95		F			23-0082			Ø 238,0 Th 12,0-10,5	
	92-95		F			23-0110			Ø 238,0 Th 20,0-17,7	Vent.
	92-95		R			23-0236			Ø 238,0 Th 8,0-7,0	(+), +ABS
	92-95		R			23-0384		Bdx	Ø 238,0 Th 8,0-7,0	(-), +ABS
	92-95		R			18-0142	18-0142K		Ø 180,2	
	92-95		R			51-0029		Bdx	Ø 19,05 203,0x39	RAI, Societé
	92-95		R			51-0021		Bdx	Ø 20,64 180,0x40	CRCI, RAI
92-95		R			51-0048		Luc	Ø 20,64 180,0x40	CRCI, RAI	
<b>R21 Van 6/86-4/95</b>										
1.7 (S481,482) Eng.F2N710 (65kW)	86-95		F			23-0110			Ø 238,0 Th 20,0-17,7	Vent.
	6/86-4/95		R			53-0345	53-0345Y	Bdx	180,0x42	Hand Brake
	6/86-4/95		R			53-0475		Luc	228,6x42	Hand Brake
	86-95		R			18-0144			Ø 228,6	
	86-95		R			51-0062		Luc	Ø 22,20 229,0x41	LUC
1.9 D (S48H) Eng.F8Q710 (47kW)	86-94		F			23-0110			Ø 238,0 Th 20,0-17,7	Vent.
	86-94		R			18-0143	18-0143K		Ø 180,2	
	86-94		R			51-0020		Bdx	Ø 22,00 180,0x40	CRCI, RAI
2.1 D (S486) Eng.J8S704 (48kW)	86-94		F			23-0151			Ø 244,0 Th 20,5-17,7	Vent.
	86-94		R			18-0144			Ø 228,6	
	86-94		R			51-0062		Luc	Ø 22,20 229,0x41	LUC
<b>R4 Van 9/66-12/93</b>										
0.8 (2105,2102,2104) Eng.839 (19kW)	9/71-8/82		F			22-0005-1		Bdx	Th 14,0	
	9/71-8/82		F			22-0012-0		Gir	Th 15,5	
			R			18-0323			Ø 160,3	Ch -501245
0.8 (2106) Eng.80001 (25kW)	9/66-12/88		F			22-0005-1		Bdx	Th 14,0	
	9/66-12/88		F			22-0012-0		Gir	Th 15,5	

		Spare Parts	F/R	L/R	METELLI ref.	METELLI ref. w/KIT		DIMENSIONS mm.	NOTE
0.8 (2106) Eng.80001 (25kW)			R		18-0323			Ø 160,3	Ch -501245
	-88		F		51-0018		Bdx	Ø 23,81 228,0x42	Ch 329647-, RAD
0.8 (210B) Eng.80001 (25kW)			F		23-0026			Ø 227,5 Th 10,0-9,0	Ch 378299-
	10/76-7/89		R		53-0339	53-0339K	Bdx	180,0x32	Hand Brake
	82-89		R		51-0043		Bdx	Ø 22,00 180,0x30	RAD
0.8 (2391/2392) Eng.800705/ B1B707 (21kW)	4/83-7/89		F		22-0005-1		Bdx	Th 14,0	
	4/83-7/89		F		22-0012-0		Gir	Th 15,5	
	-89		R		18-0323			Ø 160,3	Ch 2226-
0.8 (2430) Eng.B1B705/ 707 (21kW)	9/71-7/89		R		53-0339	53-0339K	Bdx	180,0x32	Hand Brake
	71-89		R		18-0323			Ø 160,3	Fourgonette
	-82		F		51-0018		Bdx	Ø 23,81 228,0x42	Ch 329647-, RAD
	82-89		R		51-0043		Bdx	Ø 22,00 180,0x30	RAD
0.95 (2109) Eng.C1C708 (25-30-31-32-33kW)	6/87-12/93		F		22-0005-1		Bdx	Th 14,0	
	6/87-12/93		F		22-0012-0		Gir	Th 15,5	
	6/87-12/93		R		53-0339	53-0339K	Bdx	180,0x32	Hand Brake
	87-93		R		18-0323			Ø 160,3	
	-93		F		51-0018		Bdx	Ø 23,81 228,0x42	Ch 329647-, RAD
1.1 (2370) Eng.688711/ 712/ C1E714/ 718/ 719 (25-32-33-35kW)	10/76-7/89		F		22-0005-1		Bdx	Th 14,0	
	10/76-7/89		F		22-0012-0		Gir	Th 15,5	
	-89		F		23-0026			Ø 227,5 Th 10,0-9,0	Ch 378299-
	10/76-7/89		R		53-0339	53-0339K	Bdx	180,0x32	Hand Brake
	76-89		R		18-0323			Ø 160,3	Fourgonette
	-89		R		18-0334			Ø 180,2	Ch 361751-
	-82		F		51-0018		Bdx	Ø 23,81 228,0x42	Ch 329647-, RAD
	82-89		R		51-0043		Bdx	Ø 22,00 180,0x30	RAD
1.1 (239B) Eng.C1E718/ 719 (26kW)	7/82-5/89		F		22-0005-1		Bdx	Th 14,0	
	7/82-5/89		F		22-0012-0		Gir	Th 15,5	
	-89		F		23-0026			Ø 227,5 Th 10,0-9,0	Ch 378299-
	7/82-5/89		R		53-0339	53-0339K	Bdx	180,0x32	Hand Brake
	-89		R		18-0334			Ø 180,2	Ch 2181-
	82-89		R		51-0043		Bdx	Ø 22,00 180,0x30	RAD
1.1 (3C2370) Eng.688711/ 712/ C1E714/ 718/ 719 (25kW)	10/76-7/89		R		53-0339	53-0339K	Bdx	180,0x32	Hand Brake
	-89		R		18-0334			Ø 180,2	Ch 361751-
1.1 (S128) Eng.688712/ C1E714/ 719 (25kW)	-89		F		23-0026			Ø 227,5 Th 10,0-9,0	Ch 378299-
	76-89		R		18-0334			Ø 180,2	
	76-89		R		51-0043		Bdx	Ø 22,00 180,0x30	RAD
<b>R5 Van 1/72-12/85</b>									
0.8 (2381) Eng.800710 (19-21-25-26-27kW)	72-84		F		23-0026			Ø 227,5 Th 10,0-9,0	
	-82		F		51-0018		Bdx	Ø 23,81 228,0x42	Ch 329647-, RAD
1.3 (2387) Eng.810726 (29-31-32-33-37-40-44-47kW)	76-82		F		23-0026			Ø 227,5 Th 10,0-9,0	
	76-82		R		51-0043		Bdx	Ø 22,00 180,0x30	RAD
<b>Rapid/Express (F40, G40) Van 7/85-8/98</b>									
0.95 (F400) Eng.C1C706 (25-30-31-32-33kW)	86-92		F		23-0107			Ø 238,0 Th 8,0-7,0	
	2/86-5/92		R		53-0345	53-0345Y	Bdx	180,0x42	Hand Brake
	2/86-5/92		R		53-0344		Luc	180,0x42	Hand Brake
	86-92		R		18-0143	18-0143K		Ø 180,2	
	86-92		R		51-0016		Bdx	Ø 20,64 203,0x39	RAI, Italy, Exc. F40T
	86-92		R		51-0017		Bdx	Ø 22,00 180,0x40	RAI, Exc. Italy/France
	86-92		R		51-0042		Luc	Ø 22,22 180,0x40	RAI, Exc. Italy/France
1.1 (F401) Eng.C1E750/ 752/ 760/ 762/ 792 (34kW)	-88		F		22-0036-2		Bdx	Th 15,0	
	88-		F		22-0037-0		Bdx	Th 18,0	
	88-		F		22-0120-0	22-0120-0K	Gir	Th 18,0	
	6/88-95		F		23-0082			Ø 238,0 Th 12,0-10,5	
	85-5/88		F		23-0107			Ø 238,0 Th 8,0-7,0	
	7/85-4/95		R		53-0345	53-0345Y	Bdx	180,0x42	Hand Brake
	7/85-4/95		R		53-0346	53-0346Y	Bdx	203,2x39	Hand Brake
	7/85-4/95		R		53-0344		Luc	180,0x42	Hand Brake
	93-95		R		53-0001		Bdx	203,2x39	Rapid
	85-95		R		18-0143	18-0143K		Ø 180,2	Exc. Italy
	85-95		R		18-0145	18-0145K		Ø 203,3	Italy
	85-95		R		51-0016		Bdx	Ø 20,64 203,0x39	RAI, Italy, Exc. F40T
	85-95		R		51-0017		Bdx	Ø 22,00 180,0x40	RAI, Exc. Italy/France
	85-95		R		51-0042		Luc	Ø 22,22 180,0x40	RAI, Exc. Italy/France
1.1 (F40H) Eng.C1E756 (25-33-35kW)	-88		F		22-0036-2		Bdx	Th 15,0	
	88-		F		22-0037-0		Bdx	Th 18,0	
	88-		F		22-0120-0	22-0120-0K	Gir	Th 18,0	
	87-91		F		23-0107			Ø 238,0 Th 8,0-7,0	








































		Spare Parts	F/R	L/R	METELLI ref.	METELLI ref. w/KIT		DIMENSIONS mm.	NOTE
1.1 (F40H) Eng.C1E756 (25-33-35kW)	6/87-9/91		R		53-0345	53-0345Y	Bdx	180,0x42	Hand Brake
	6/87-9/91		R		53-0346	53-0346Y	Bdx	203,2x39	Hand Brake
	6/87-9/91		R		53-0344		Luc	180,0x42	Hand Brake
	87-91		R		18-0143	18-0143K		Ø 180,2	Exc. Italy
	87-91		R		18-0145	18-0145K		Ø 203,3	Italy
	87-91		R		51-0016		Bdx	Ø 20,64 203,0x39	RAI, Italy, Exc. F40T
	87-91		R		51-0017		Bdx	Ø 22,00 180,0x40	RAI, Exc. Italy/France
	87-91		R		51-0042		Luc	Ø 22,22 180,0x40	RAI, Exc. Italy/France
1.2 (48kW)	5/95-11/98		R		53-0002	53-0002Y	Bdx	203,2x39	Hand Brake
1.2 (F406, G40A) Eng.C3G710/ 712 (40kW)	9/91-3/98		F		22-0037-0		Bdx	Th 18,0	
	9/91-3/98		F		22-0120-0	22-0120-0K	Gir	Th 18,0	
	91-98		F		23-0082			Ø 238,0 Th 12,0-10,5	
	9/91-3/98		R		53-0002	53-0002Y	Bdx	203,2x39	Hand Brake
	91-98		R		18-0145	18-0145K		Ø 203,3	
1.2 (F40F) Eng.C1G726 (40-55kW)	9/91-3/98		F		22-0037-0		Bdx	Th 18,0	
	9/91-3/98		F		22-0120-0	22-0120-0K	Gir	Th 18,0	
	91-98		F		23-0107			Ø 238,0 Th 8,0-7,0	
	9/91-3/98		R		53-0002	53-0002Y	Bdx	203,2x39	Hand Brake
	91-98		R		18-0145	18-0145K		Ø 203,3	
1.4 Eng.E6J734 (44kW)	9/91-8/93		R		53-0346	53-0346Y	Bdx	203,2x39	Hand Brake
1.4 (F40) Eng.E7J770/ 771 (55kW)	1/96-3/98		F		22-0037-0		Bdx	Th 18,0	
	1/96-3/98		F		22-0120-0	22-0120-0K	Gir	Th 18,0	
	91-98		F		23-0082			Ø 238,0 Th 12,0-10,5	
	1/96-3/98		R		53-0002	53-0002Y	Bdx	203,2x39	Hand Brake
	1/96-3/98		R		53-0346	53-0346Y	Bdx	203,2x39	Hand Brake
	91-98		R		18-0145	18-0145K		Ø 203,3	
	91-98		R		18-0153			Ø 228,6	IP
1.4 (F402) Eng.C1J768/ 780 (35-43-44kW)	7/85-8/91		F		22-0037-0		Bdx	Th 18,0	
	7/85-8/91		F		22-0120-0	22-0120-0K	Gir	Th 18,0	
	85-8/91		F		23-0082			Ø 238,0 Th 12,0-10,5	
	7/85-8/91		R		53-0346	53-0346Y	Bdx	203,2x39	Hand Brake
	7/85-8/91		R		53-0001		Bdx	203,2x39	Rapid
	7/85-8/91		R		53-0344		Luc	180,0x42	Hand Brake
	7/85-8/91		R		53-0475		Luc	228,6x42	Rapid, Hand Brake
1.4 (F407) Kat Eng.C3J700/ 702/ 760/ 762 (43kW)	8/88-3/98		F		22-0037-0		Bdx	Th 18,0	
	8/88-3/98		F		22-0120-0	22-0120-0K	Gir	Th 18,0	
	88-98		F		23-0082			Ø 238,0 Th 12,0-10,5	
	8/88-3/98		R		53-0345	53-0345Y	Bdx	180,0x42	Hand Brake
	8/88-3/98		R		53-0346	53-0346Y	Bdx	203,2x39	Hand Brake
	8/88-3/98		R		53-0475		Luc	228,6x42	Rapid, Hand Brake
	93-95		R		53-0001		Bdx	203,2x39	Rapid
	88-98		R		18-0145	18-0145K		Ø 203,3	
	88-98		R		18-0153			Ø 228,6	IP
1.4 (F40D) Eng.E7J728 (58kW)	1/94-3/98		F		22-0037-0		Bdx	Th 18,0	
	1/94-3/98		F		22-0120-0	22-0120-0K	Gir	Th 18,0	
	1/94-3/98		R		53-0002	53-0002Y	Bdx	203,2x39	Hand Brake
	1/94-3/98		R		53-0346	53-0346Y	Bdx	203,2x39	Hand Brake
	-95		R		53-0001		Bdx	203,2x39	Rapid
	-95		R		53-0475		Luc	228,6x42	Rapid, Hand Brake
	94-98		R		18-0145	18-0145K		Ø 203,3	
	94-98		R		18-0153			Ø 228,6	IP
1.4 (F40M) Eng.C2J784 (43-46-50-53kW)	3/86-8/91		F		22-0037-0		Bdx	Th 18,0	
	3/86-8/91		F		22-0120-0	22-0120-0K	Gir	Th 18,0	
	86-8/91		F		23-0082			Ø 238,0 Th 12,0-10,5	
	3/86-8/91		R		53-0346	53-0346Y	Bdx	203,2x39	Hand Brake
	3/86-8/91		R		53-0001		Bdx	203,2x39	Rapid
	3/86-8/91		R		53-0475		Luc	228,6x42	Rapid, Hand Brake
	86-8/91		R		18-0145	18-0145K		Ø 203,3	
1.4 (F40U, F40V) Eng.E7J720/ 724/ 726/ 773 (52-55kW)	9/91-3/98		F		22-0037-0		Bdx	Th 18,0	
	9/91-3/98		F		22-0120-0	22-0120-0K	Gir	Th 18,0	
	91-98		F		23-0082			Ø 238,0 Th 12,0-10,5	
	9/91-3/98		R		53-0346	53-0346Y	Bdx	203,2x39	Hand Brake
	9/91-3/98		R		53-0475		Luc	228,6x42	Hand Brake
	93-95		R		53-0001		Bdx	203,2x39	Rapid
	91-98		R		18-0145	18-0145K		Ø 203,3	
	91-98		R		18-0153			Ø 228,6	IP

		Spare Parts	F/R	L/R	METELLI ref.	METELLI ref. w/KIT		DIMENSIONS mm.	NOTE
1.6 D (F404) Eng.F8M730/ 736/ 760 (40kW)	3/86-8/98	F			22-0037-0		Bdx	Th 18,0	
	3/86-8/98	F			22-0120-0	22-0120-0K	Gir	Th 18,0	
	1/87-98	F			23-0082			Ø 238,0 Th 12,0-10,5	
	3/86-12/86	F			23-0107			Ø 238,0 Th 8,0-7,0	
	3/86-8/98	R			53-0345	53-0345Y	Bdx	180,0x42	Hand Brake
	3/86-8/98	R			53-0346	53-0346Y	Bdx	203,2x39	Hand Brake
	3/86-8/98	R			53-0001		Bdx	203,2x39	Rapid
	3/86-8/98	R			53-0344		Luc	180,0x42	Hand Brake
	91-	R			53-0475		Luc	228,6x42	Rapid, Hand Brake
	86-8/91	R			18-0143	18-0143K		Ø 180,2	France
	86-98	R			18-0145	18-0145K		Ø 203,3	Exc. France
	9/91-98	R			18-0153			Ø 228,6	IP
	86-98	R			51-0016		Bdx	Ø 20,64 203,0x39	RAI, Italy, Exc. F40T
	86-98	R			51-0017		Bdx	Ø 22,00 180,0x40	RAI, Exc. Italy/France
	86-98	R			51-0042		Luc	Ø 22,22 180,0x40	RAI, Exc. Italy/France
1.9 D (F40P/N/E) Eng.F8Q722/ 724/ 774/ 776 (47-66-68kW)	9/91-3/98	F			22-0037-0		Bdx	Th 18,0	
	9/91-3/98	F			22-0120-0	22-0120-0K	Gir	Th 18,0	
	9/91-98	F			23-0082			Ø 238,0 Th 12,0-10,5	
	9/91-3/98	R			53-0002	53-0002Y	Bdx	203,2x39	Hand Brake
	9/91-3/98	R			53-0346	53-0346Y	Bdx	203,2x39	Hand Brake
	9/91-3/98	R			53-0001		Bdx	203,2x39	Rapid
	9/91-3/98	R			53-0014		Luc	228,6x42	Hand Brake
	9/91-3/98	R			53-0475		Luc	228,6x42	Rapid, Hand Brake
	9/91-98	R			18-0145	18-0145K		Ø 203,3	
	9/91-98	R			18-0153			Ø 228,6	IP
1.9 D (F40R) Eng.F8Q640/ 682 (40kW)	9/94-3/98	F			22-0037-0		Bdx	Th 18,0	
	9/94-3/98	F			22-0120-0	22-0120-0K	Gir	Th 18,0	
	94-98	F			23-0082			Ø 238,0 Th 12,0-10,5	
	9/94-3/98	R			53-0346	53-0346Y	Bdx	203,2x39	Hand Brake
	9/94-3/98	R			53-0001		Bdx	203,2x39	Rapid
	9/94-3/98	R			53-0014		Luc	228,6x42	Hand Brake
	9/94-3/98	R			53-0475		Luc	228,6x42	Rapid, Hand Brake
	94-98	R			18-0145	18-0145K		Ø 203,3	
94-98	R			18-0153			Ø 228,6	IP	
<b>Super 5 (S40) Van 10/84-12/96</b>									
0.95 (S400) Eng.C1C688/ 689/ 700 (30kW)	85-93	F			23-0107			Ø 238,0 Th 8,0-7,0	
	85-92	R			18-0142	18-0142K		Ø 180,2	
	6/87-10/88	R			51-0013		Bdx	Ø 20,64 180,0x40	CRCI, RAI
	7/86-5/87	R			51-0017		Bdx	Ø 22,00 180,0x40	RAI
	84-12/87	R			51-0042		Luc	Ø 22,22 180,0x40	RAI
	84-6/86	R			51-0022		Bdx	Ø 22,00 180,0x40	RAD
1.1 (S401) Eng.C1E750/ 752/ 754 (34kW)	10/84-12/96	F			22-0036-2		Bdx	Th 15,0	
	84-96	F			23-0107			Ø 238,0 Th 8,0-7,0	
	84-96	R			18-0142	18-0142K		Ø 180,2	
	4/91-96	R			51-0048		Luc	Ø 20,64 180,0x40	CRCI, RAI
	6/87-96	R			51-0013		Bdx	Ø 20,64 180,0x40	CRCI, RAI
	7/86-5/87	R			51-0017		Bdx	Ø 22,00 180,0x40	RAI
	84-6/86	R			51-0022		Bdx	Ø 22,00 180,0x40	RAD
85-12/87	R			51-0042		Luc	Ø 22,22 180,0x40	RAI	
1.2 (S40F) Eng.C1G702/ 720/ 722 (40kW)	87-96	F			23-0082			Ø 238,0 Th 12,0-10,5	A/T
	87-96	R			18-0142	18-0142K		Ø 180,2	
	1/87-12/87	R			51-0042		Luc	Ø 22,22 180,0x40	RAI
	1/87-5/87	R			51-0017		Bdx	Ø 22,00 180,0x40	RAI
	6/87-96	R			51-0013		Bdx	Ø 20,64 180,0x40	CRCI, RAI
	91-96	R			51-0048		Luc	Ø 20,64 180,0x40	CRCI, RAI
1.2 (S40F, S407) (44kW)	1/87-12/96	F			22-0037-0		Bdx	Th 18,0	
	1/87-12/96	F			22-0120-0	22-0120-0K	Gir	Th 18,0	
	87-96	F			23-0082			Ø 238,0 Th 12,0-10,5	A/T
	87-96	R			18-0142	18-0142K		Ø 180,2	
	1/87-12/87	R			51-0042		Luc	Ø 22,22 180,0x40	RAI
	1/87-5/87	R			51-0017		Bdx	Ø 22,00 180,0x40	RAI
	4/91-96	R			51-0048		Luc	Ø 20,64 180,0x40	CRCI, RAI
6/87-96	R			51-0013		Bdx	Ø 20,64 180,0x40	CRCI, RAI	
1.6 D (S404) Eng.F8M720/ 730 (40kW)	10/84-12/96	F			22-0037-0		Bdx	Th 18,0	
	10/84-12/96	F			22-0120-0	22-0120-0K	Gir	Th 18,0	
	84-96	F			23-0082			Ø 238,0 Th 12,0-10,5	
	10/84-12/96	R			53-0343	53-0343K	Bdx	180,0x42	


















































		Spare Parts	F/R	L/R	METELLI ref.	METELLI ref. w/KIT		DIMENSIONS mm.	NOTE
1.6 D (S404) Eng.F8M720/ 730 (40kW)	10/84-12/96		R			<b>53-0343Y</b>	Bdx	180,0x42	
	10/84-12/96		R		<b>53-0346</b>	<b>53-0346Y</b>	Bdx	203,2x39	Hand Brake
	10/84-12/96		R		<b>53-0344</b>		Luc	180,0x42	Hand Brake
	84-96		R		<b>18-0142</b>	<b>18-0142K</b>		Ø 180,2	
	6/87-96		R		<b>51-0013</b>		Bdx	Ø 20,64 180,0x40	CRCI, RAI
	7/86-5/87		R		<b>51-0017</b>		Bdx	Ø 22,00 180,0x40	RAI
	84-12/87		R		<b>51-0042</b>		Luc	Ø 22,22 180,0x40	RAI
	84-6/86		R		<b>51-0022</b>		Bdx	Ø 22,00 180,0x40	RAD
91-96	R			<b>51-0048</b>		Luc	Ø 20,64 180,0x40	CRCI, RAI	
<b>Trafic I (P6) 3/80-4/89</b>									
1.4 Eng.847700/ 701/ C1J700 (35-43-44kW)	3/80-4/89		F		<b>22-0186-0</b>		Bdx	Th 18,5	Brake caliper: 1 piston
	3/80-4/89		F		<b>22-0098-0</b>		Bdx	Th 18,5	Brake caliper: 2 pistons
	80-89		F		<b>23-0051</b>			Ø 252,0 Th 24,0-22,0	Vent.
	3/80-4/89		R		<b>53-0071</b>		Luc	254,0x57	Hand Brake
	80-8/83		R		<b>18-0172</b>			Ø 255,0	
	80-85		R		<b>51-0070</b>		Bdx	Ø 22,20 255,0x45	RAD
1.6, 4WD Eng.841705/ A1M705/ 707/ 708 (47-66-68kW)	1/84-6/86		F		<b>22-0186-0</b>		Bdx	Th 18,5	Brake caliper: 1 piston
	1/84-6/86		F		<b>22-0098-0</b>		Bdx	Th 18,5	Brake caliper: 2 pistons
	84-86		F		<b>23-0051</b>			Ø 252,0 Th 24,0-22,0	Vent.
	1/84-6/86		R		<b>53-0071</b>		Luc	254,0x57	Hand Brake
	84-86		R		<b>51-0070</b>		Bdx	Ø 22,20 255,0x45	RAD
1.7 Eng.F1N720/ 722/ 724 (50kW)	6/86-4/89		F		<b>22-0186-0</b>		Bdx	Th 18,5	Brake caliper: 1 piston
	6/86-4/89		F		<b>22-0098-0</b>		Bdx	Th 18,5	Brake caliper: 2 pistons
	86-89		F		<b>23-0051</b>			Ø 252,0 Th 24,0-22,0	Vent.
	6/86-4/89		R		<b>53-0071</b>		Luc	254,0x57	Hand Brake
	86-89		R		<b>18-0169</b>			Ø 255,0	
	2.0 Eng.829720/ 721 (63kW)	80-86		F		<b>23-0051</b>			Ø 252,0 Th 24,0-22,0
3/80-12/86		R			<b>53-0071</b>		Luc	254,0x57	Hand Brake
80-8/83			R		<b>18-0172</b>			Ø 255,0	
80-86			R		<b>51-0070</b>		Bdx	Ø 22,20 255,0x45	RAD
2.0, 4WD Eng.J5R716/ 722/ 726 (58-63-76-81kW)		3/80-4/89		F		<b>22-0186-0</b>		Bdx	Th 18,5
	3/80-4/89	F			<b>22-0098-0</b>		Bdx	Th 18,5	Brake caliper: 2 pistons
	80-89		F		<b>23-0051</b>			Ø 252,0 Th 24,0-22,0	Vent.
	3/80-4/89		R		<b>53-0071</b>		Luc	254,0x57	Hand Brake
	80-8/83		R		<b>18-0172</b>			Ø 255,0	
	80-85		R		<b>51-0070</b>		Bdx	Ø 22,20 255,0x45	RAD
2.1 D, 4WD Eng.852720/ 750 (43-49kW)	9/80-4/89		F		<b>22-0186-0</b>		Bdx	Th 18,5	Brake caliper: 1 piston
	9/80-4/89		F		<b>22-0098-0</b>		Bdx	Th 18,5	Brake caliper: 2 pistons
	80-89		F		<b>23-0051</b>			Ø 252,0 Th 24,0-22,0	Vent.
	9/80-4/89		R		<b>53-0071</b>		Luc	254,0x57	Hand Brake
	80-8/83		R		<b>18-0172</b>			Ø 255,0	
	80-85		R		<b>51-0070</b>		Bdx	Ø 22,20 255,0x45	RAD
2.4 D Eng.Sofim-8140.61.240/ S8U720/ 722 (51kW)	80-89		F		<b>23-0051</b>			Ø 252,0 Th 24,0-22,0	Vent.
	3/80-4/89		R		<b>53-0071</b>		Luc	254,0x57	Hand Brake
	80-89		R		<b>51-0070</b>		Bdx	Ø 22,20 255,0x45	RAD
<b>Trafic I Bus 3/80-4/89</b>									
1.4 Eng.847700/ 701/ C1J700 (35kW)	3/80-4/89		F		<b>22-0186-0</b>		Bdx	Th 18,5	Brake caliper: 1 piston
	3/80-4/89		F		<b>22-0098-0</b>		Bdx	Th 18,5	Brake caliper: 2 pistons
	80-89		F		<b>23-0051</b>			Ø 252,0 Th 24,0-22,0	Vent.
	3/80-4/89		R		<b>53-0071</b>		Luc	254,0x57	Hand Brake
	9/85-2/89		R		<b>18-0168</b>	<b>18-0168K</b>		Ø 255,0	
	80-85		R		<b>51-0070</b>		Bdx	Ø 22,20 255,0x45	RAD
1.6, 4WD Eng.841705/ A1M705/ 707/ 708 (47-66-68kW)	1/84-6/86		F		<b>22-0186-0</b>		Bdx	Th 18,5	Brake caliper: 1 piston
	1/84-6/86		F		<b>22-0098-0</b>		Bdx	Th 18,5	Brake caliper: 2 pistons
	84-86		F		<b>23-0051</b>			Ø 252,0 Th 24,0-22,0	Vent.
	1/84-6/86		R		<b>53-0071</b>		Luc	254,0x57	Hand Brake
	9/85-86		R		<b>18-0168</b>	<b>18-0168K</b>		Ø 255,0	
	84-86		R		<b>51-0070</b>		Bdx	Ø 22,20 255,0x45	RAD
1.7 Eng.F1N720/ 722/ 724 (50kW)	6/86-4/89		F		<b>22-0186-0</b>		Bdx	Th 18,5	Brake caliper: 1 piston
	6/86-4/89		F		<b>22-0098-0</b>		Bdx	Th 18,5	Brake caliper: 2 pistons
	86-89		F		<b>23-0051</b>			Ø 252,0 Th 24,0-22,0	Vent.
	6/86-4/89		R		<b>53-0071</b>		Luc	254,0x57	Hand Brake
	3/89-4/89		R		<b>18-0170</b>	<b>18-0170K</b>		Ø 254,0	
	86-2/89		R		<b>18-0168</b>	<b>18-0168K</b>		Ø 255,0	
2.0, 4WD Eng.J5R716/ 722/ 726 (58-63-76-81kW)	3/80-4/89		F		<b>22-0186-0</b>		Bdx	Th 18,5	Brake caliper: 1 piston
	3/80-4/89		F		<b>22-0098-0</b>		Bdx	Th 18,5	Brake caliper: 2 pistons
	80-89		F		<b>23-0051</b>			Ø 252,0 Th 24,0-22,0	Vent.










		Spare Parts	F/R	L/R	METELLI ref.	METELLI ref. w/KIT		DIMENSIONS mm.	NOTE
2.0, 4WD Eng.J5R716/ 722/ 726 (58-63-76-81kW)	3/80-4/89		R		53-0071		Luc	254,0x57	Hand Brake
	80-89		R		18-0168	18-0168K		Ø 255,0	
	80-89		R		51-0070		Bdx	Ø 22,20 255,0x45	RAD
2.1 D Eng.852720/ 750 (43-49kW)	9/80-4/89		F		22-0186-0		Bdx	Th 18,5	Brake caliper: 1 piston
	9/80-4/89		F		22-0098-0		Bdx	Th 18,5	Brake caliper: 2 pistons
	80-89		F		23-0051			Ø 252,0 Th 24,0-22,0	Vent.
	9/80-4/89		R		53-0071		Luc	254,0x57	Hand Brake
	9/85-2/89		R		18-0168	18-0168K		Ø 255,0	
	80-89		R		51-0070		Bdx	Ø 22,20 255,0x45	RAD
<b>Trafic I Van 3/80-4/89</b>									
1.4 Eng.847700/ 701/ C1J700 (35kW)	3/80-4/89		F		22-0186-0		Bdx	Th 18,5	Brake caliper: 1 piston
	3/80-4/89		F		22-0098-0		Bdx	Th 18,5	Brake caliper: 2 pistons
	80-89		F		23-0051			Ø 252,0 Th 24,0-22,0	Vent.
	3/80-4/89		R		53-0071		Luc	254,0x57	Hand Brake
	9/85-2/89		R		18-0168	18-0168K		Ø 255,0	
	80-89		R		51-0070		Bdx	Ø 22,20 255,0x45	RAD
1.6, 4WD Eng.841705/ A1M705/ 707/ 708 (47-66-68kW)	1/84-6/86		F		22-0186-0		Bdx	Th 18,5	Brake caliper: 1 piston
	1/84-6/86		F		22-0098-0		Bdx	Th 18,5	Brake caliper: 2 pistons
	84-86		F		23-0051			Ø 252,0 Th 24,0-22,0	Vent.
	1/84-6/86		R		53-0071		Luc	254,0x57	Hand Brake
	9/85-86		R		18-0168	18-0168K		Ø 255,0	
	84-86		R		51-0070		Bdx	Ø 22,20 255,0x45	RAD
1.7 Eng.F1N720/ 722/ 724 (50kW)	6/86-4/89		F		22-0186-0		Bdx	Th 18,5	Brake caliper: 1 piston
	6/86-4/89		F		22-0098-0		Bdx	Th 18,5	Brake caliper: 2 pistons
	86-		F		23-0051			Ø 252,0 Th 24,0-22,0	Vent.
	6/86-4/89		R		53-0071		Luc	254,0x57	Hand Brake
	3/89-4/89		R		18-0170	18-0170K		Ø 254,0	
	86-2/89		R		18-0168	18-0168K		Ø 255,0	
2.0, 4WD Eng.J5R716/ 722/ 726 (58-63-76-81kW)	3/80-4/89		F		22-0186-0		Bdx	Th 18,5	Brake caliper: 1 piston
	3/80-4/89		F		22-0098-0		Bdx	Th 18,5	Brake caliper: 2 pistons
	80-89		F		23-0051			Ø 252,0 Th 24,0-22,0	Vent.
	3/80-4/89		R		53-0071		Luc	254,0x57	Hand Brake
	80-89		R		51-0070		Bdx	Ø 22,20 255,0x45	RAD
	2.1 D, 4WD Eng.852720/ 750 (43kW)	9/80-4/89		F		22-0186-0		Bdx	Th 18,5
9/80-4/89			F		22-0098-0		Bdx	Th 18,5	Brake caliper: 2 pistons
80-89			F		23-0051			Ø 252,0 Th 24,0-22,0	Vent.
9/80-4/89			R		53-0071		Luc	254,0x57	Hand Brake
9/85-2/89			R		18-0168	18-0168K		Ø 255,0	
80-89			R		51-0070		Bdx	Ø 22,20 255,0x45	RAD
<b>Trafic II (PXX) 5/89-3/01</b>									
1.7 Eng.F1N720/ 722/ 724 (50kW)	5/89-8/94		F		22-0186-0		Bdx	Th 18,5	Brake caliper: 1 piston
	5/89-8/94		F		22-0098-0		Bdx	Th 18,5	Brake caliper: 2 pistons
	89-94		F		23-0051			Ø 252,0 Th 24,0-22,0	Vent.
	5/89-8/94		R		53-0071		Luc	254,0x57	Hand Brake
	89-94		R		18-0174			Ø 254,0	
	89-94		R		51-0138		Luc	Ø 25,40 254,0x57	LUC
2.0 Eng.J5R716/ 726 (59kW)	5/89-10/97		F		22-0186-0		Bdx	Th 18,5	Brake caliper: 1 piston
	5/89-10/97		F		22-0098-0		Bdx	Th 18,5	Brake caliper: 2 pistons
	89-97		F		23-0051			Ø 252,0 Th 24,0-22,0	Vent.
	5/89-10/97		R		53-0071		Luc	254,0x57	Hand Brake
	89-97		R		18-0174			Ø 254,0	
	89-97		R		51-0138		Luc	Ø 25,40 254,0x57	LUC
2.1 D Eng.852720/ 750 (43kW)	5/89-6/94		F		22-0186-0		Bdx	Th 18,5	Brake caliper: 1 piston
	5/89-6/94		F		22-0098-0		Bdx	Th 18,5	Brake caliper: 2 pistons
	89-94		F		23-0051			Ø 252,0 Th 24,0-22,0	Vent.
	5/89-6/94		R		53-0071		Luc	254,0x57	Hand Brake
	89-94		R		18-0174			Ø 254,0	
	89-94		R		18-0171	18-0171K		Ø 254,0	+ABS
89-94		R		18-0169	18-0169K		Ø 255,0	-ABS	
89-94		R		51-0138		Luc	Ø 25,40 254,0x57	LUC	
2.1 D Eng.J8S620/ 758 (47kW)	6/94-10/97		F		22-0186-0		Bdx	Th 18,5	Brake caliper: 1 piston
	6/94-10/97		F		22-0098-0		Bdx	Th 18,5	Brake caliper: 2 pistons
	94-97		F		23-0051			Ø 252,0 Th 24,0-22,0	Vent.
	6/94-10/97		R		53-0071		Luc	254,0x57	Hand Brake
	6/94-10/97		R		53-0100		Luc	254,0x57	Hand Brake
	94-97		R		18-0172			Ø 255,0	
94-97		R		51-0138		Luc	Ø 25,40 254,0x57	LUC	

		Spare Parts	F/R	L/R	METELLI ref.	METELLI ref. w/KIT		DIMENSIONS mm.	NOTE	
2.2 Eng.J7T600 (74kW)	9/94-4/98		F		<b>22-0186-0</b>		Bdx	Th 18,5	Brake caliper: 1 piston	
	9/94-4/98		F		<b>22-0098-0</b>		Bdx	Th 18,5	Brake caliper: 2 pistons	
	9/94-4/98		R		<b>53-0071</b>		Luc	254,0x57	Hand Brake	
	9/94-4/98		R		<b>53-0100</b>		Luc	254,0x57	Hand Brake	
2.4 D Eng.Sofim-8140.61.240/ S8U720/ 722 (51kW)	89-01		F		<b>23-0051</b>			Ø 252,0 Th 24,0-22,0	Vent.	
	5/89-3/01		R		<b>53-0071</b>		Luc	254,0x57	Hand Brake	
	89-01		R		<b>18-0170</b>	<b>18-0170K</b>		Ø 254,0		
	89-01		R		<b>51-0138</b>		Luc	Ø 25,40 254,0x57	LUC	
2.5 D (56kW)	3/89-8/94		R		<b>53-0071</b>		Luc	254,0x57	Hand Brake	
2.5 D (58kW)	9/94-1/99		R		<b>53-0071</b>		Luc	254,0x57	Hand Brake	
	9/94-1/99		R		<b>53-0100</b>		Luc	254,0x57	Hand Brake	
2.5 D	3/89-4/98		F		<b>22-0186-0</b>		Bdx	Th 18,5	Brake caliper: 1 piston	
Eng.Sofim-8140.67.2500/.2550/.2580 / S8U750/ 752 (55kW)	3/89-4/98		F		<b>22-0098-0</b>		Bdx	Th 18,5	Brake caliper: 2 pistons	
	3/89-4/98		R		<b>53-0071</b>		Luc	254,0x57	Hand Brake	
		3/89-4/98		R		<b>53-0100</b>		Luc	254,0x57	Hand Brake
		3/89-4/98		R		<b>53-0100</b>		Luc	254,0x57	Hand Brake
<b>Traffic II Bus (TXW) 5/89-3/01</b>										
1.7 Eng.F1N720/ 722/ 724 (50kW)	5/89-8/94		F		<b>22-0186-0</b>		Bdx	Th 18,5	Brake caliper: 1 piston	
	5/89-8/94		F		<b>22-0098-0</b>		Bdx	Th 18,5	Brake caliper: 2 pistons	
	89-94		F		<b>23-0051</b>			Ø 252,0 Th 24,0-22,0	Vent.	
	5/89-8/94		R		<b>53-0071</b>		Luc	254,0x57	Hand Brake	
	89-94		R		<b>18-0171</b>	<b>18-0171K</b>		Ø 254,0	+ABS	
	89-94		R		<b>18-0169</b>	<b>18-0169K</b>		Ø 255,0	-ABS	
		89-94		R		<b>51-0138</b>		Luc	Ø 25,40 254,0x57	LUC
		89-94		R		<b>51-0138</b>		Luc	Ø 25,40 254,0x57	LUC
1.9 D Eng.F8Q606/ 630/ 662 (44kW)	6/97-3/01		F		<b>22-0186-0</b>		Bdx	Th 18,5	Brake caliper: 1 piston	
	6/97-3/01		F		<b>22-0098-0</b>		Bdx	Th 18,5	Brake caliper: 2 pistons	
	97-01		F		<b>23-0051</b>			Ø 252,0 Th 24,0-22,0	Vent.	
	6/97-3/01		R		<b>53-0071</b>		Luc	254,0x57	Hand Brake	
	97-01		R		<b>18-0171</b>	<b>18-0171K</b>		Ø 254,0	+ABS	
	97-01		R		<b>18-0169</b>	<b>18-0169K</b>		Ø 255,0	-ABS	
		97-01		R		<b>51-0138</b>		Luc	Ø 25,40 254,0x57	LUC
		97-01		R		<b>51-0138</b>		Luc	Ø 25,40 254,0x57	LUC
2.0 Eng.J5R716/ 726 (59kW)	5/89-10/97		F		<b>22-0186-0</b>		Bdx	Th 18,5	Brake caliper: 1 piston	
	5/89-10/97		F		<b>22-0098-0</b>		Bdx	Th 18,5	Brake caliper: 2 pistons	
	89-97		F		<b>23-0051</b>			Ø 252,0 Th 24,0-22,0	Vent.	
	5/89-10/97		R		<b>53-0071</b>		Luc	254,0x57	Hand Brake	
	89-97		R		<b>18-0171</b>	<b>18-0171K</b>		Ø 254,0	+ABS	
	89-97		R		<b>18-0169</b>	<b>18-0169K</b>		Ø 255,0	-ABS	
		89-97		R		<b>51-0138</b>		Luc	Ø 25,40 254,0x57	LUC
		89-97		R		<b>51-0138</b>		Luc	Ø 25,40 254,0x57	LUC
2.1 D Eng.852720/ 750 (43kW)	5/89-6/94		F		<b>22-0186-0</b>		Bdx	Th 18,5	Brake caliper: 1 piston	
	5/89-6/94		F		<b>22-0098-0</b>		Bdx	Th 18,5	Brake caliper: 2 pistons	
	89-94		F		<b>23-0051</b>			Ø 252,0 Th 24,0-22,0	Vent.	
	5/89-6/94		R		<b>53-0071</b>		Luc	254,0x57	Hand Brake	
	89-94		R		<b>18-0174</b>			Ø 254,0		
	89-94		R		<b>18-0171</b>	<b>18-0171K</b>		Ø 254,0	+ABS	
		89-94		R		<b>18-0169</b>	<b>18-0169K</b>		Ø 255,0	-ABS
		89-94		R		<b>51-0138</b>		Luc	Ø 25,40 254,0x57	LUC
2.1 D Eng.J8S620/ 758 (47kW)	6/94-10/97		F		<b>22-0186-0</b>		Bdx	Th 18,5	Brake caliper: 1 piston	
	6/94-10/97		F		<b>22-0098-0</b>		Bdx	Th 18,5	Brake caliper: 2 pistons	
	94-97		F		<b>23-0051</b>			Ø 252,0 Th 24,0-22,0	Vent.	
	6/94-10/97		R		<b>53-0071</b>		Luc	254,0x57	Hand Brake	
	6/94-10/97		R		<b>53-0100</b>		Luc	254,0x57	Hand Brake	
	94-97		R		<b>18-0172</b>			Ø 255,0		
		94-97		R		<b>51-0138</b>		Luc	Ø 25,40 254,0x57	LUC
		94-97		R		<b>51-0138</b>		Luc	Ø 25,40 254,0x57	LUC
2.2, 4WD Eng.J7T600 (74kW)	6/94-10/97		F		<b>22-0186-0</b>		Bdx	Th 18,5	Brake caliper: 1 piston	
	6/94-10/97		F		<b>22-0098-0</b>		Bdx	Th 18,5	Brake caliper: 2 pistons	
	94-97		F		<b>23-0051</b>			Ø 252,0 Th 24,0-22,0	Vent.	
	6/94-10/97		R		<b>53-0071</b>		Luc	254,0x57	Hand Brake	
	6/94-10/97		R		<b>53-0100</b>		Luc	254,0x57	Hand Brake	
	94-97		R		<b>18-0172</b>			Ø 255,0		
		94-97		R		<b>51-0138</b>		Luc	Ø 25,40 254,0x57	LUC
		94-97		R		<b>51-0138</b>		Luc	Ø 25,40 254,0x57	LUC
2.2, 4WD Eng.J7T780 (70kW)	5/89-6/94		F		<b>22-0186-0</b>		Bdx	Th 18,5	Brake caliper: 1 piston	
	5/89-6/94		F		<b>22-0098-0</b>		Bdx	Th 18,5	Brake caliper: 2 pistons	
	89-94		F		<b>23-0051</b>			Ø 252,0 Th 24,0-22,0	Vent.	
	5/89-6/94		R		<b>53-0071</b>		Luc	254,0x57	Hand Brake	
	89-94		R		<b>18-0170</b>	<b>18-0170K</b>		Ø 254,0		
	89-94		R		<b>51-0138</b>		Luc	Ø 25,40 254,0x57	LUC	
2.5 D (58kW)	9/94-4/98		R		<b>53-0071</b>		Luc	254,0x57	Hand Brake	
	9/94-4/98		R		<b>53-0100</b>		Luc	254,0x57	Hand Brake	

		Spare Parts	F/R	L/R	METELLI ref.	METELLI ref. w/KIT		DIMENSIONS mm.	NOTE
2.5 D, 4WD Eng.Sofim-8140.67.2500/.2550/.2580 / S8U750/ 752 (55kW)	5/89-3/01		F		<b>22-0186-0</b>		Bdx	Th 18,5	Brake caliper: 1 piston
	5/89-3/01		F		<b>22-0098-0</b>		Bdx	Th 18,5	Brake caliper: 2 pistons
	89-01		F		<b>23-0051</b>			Ø 252,0 Th 24,0-22,0	Vent.
	5/89-3/01		R		<b>53-0071</b>		Luc	254,0x57	Hand Brake
	5/89-3/01		R		<b>53-0100</b>		Luc	254,0x57	Hand Brake
	89-01		R		<b>18-0170</b>	<b>18-0170K</b>		Ø 254,0	
	89-01		R		<b>51-0138</b>		Luc	Ø 25,40 254,0x57	LUC
<b>Trafic II Van (TXX) 5/89-3/01</b>									
1.4 Eng.C1J700 (35kW)	5/89-6/91		F		<b>22-0186-0</b>		Bdx	Th 18,5	Brake caliper: 1 piston
	5/89-6/91		F		<b>22-0098-0</b>		Bdx	Th 18,5	Brake caliper: 2 pistons
	89-91		F		<b>23-0051</b>			Ø 252,0 Th 24,0-22,0	Vent.
	5/89-6/91		R		<b>53-0071</b>		Luc	254,0x57	Hand Brake
	89-91		R		<b>18-0174</b>			Ø 254,0	
	89-91		R		<b>18-0171</b>	<b>18-0171K</b>		Ø 254,0	+ABS
	89-91		R		<b>18-0169</b>	<b>18-0169K</b>		Ø 255,0	-ABS
	89-91		R		<b>51-0138</b>		Luc	Ø 25,40 254,0x57	LUC
1.7 Eng.F1N720/ 722/ 724 (50kW)	5/89-8/94		F		<b>22-0186-0</b>		Bdx	Th 18,5	Brake caliper: 1 piston
	5/89-8/94		F		<b>22-0098-0</b>		Bdx	Th 18,5	Brake caliper: 2 pistons
	89-94		F		<b>23-0051</b>			Ø 252,0 Th 24,0-22,0	Vent.
	5/89-8/94		R		<b>53-0071</b>		Luc	254,0x57	Hand Brake
	89-94		R		<b>18-0174</b>			Ø 254,0	
	89-94		R		<b>18-0171</b>	<b>18-0171K</b>		Ø 254,0	+ABS
	89-94		R		<b>18-0169</b>	<b>18-0169K</b>		Ø 255,0	-ABS
	89-94		R		<b>51-0138</b>		Luc	Ø 25,40 254,0x57	LUC
1.9 D Eng.F8Q606/ 630/ 662 (44kW)	6/97-3/01		F		<b>22-0186-0</b>		Bdx	Th 18,5	Brake caliper: 1 piston
	6/97-3/01		F		<b>22-0098-0</b>		Bdx	Th 18,5	Brake caliper: 2 pistons
	97-01		F		<b>23-0051</b>			Ø 252,0 Th 24,0-22,0	Vent.
	6/97-3/01		R		<b>53-0071</b>		Luc	254,0x57	Hand Brake
	97-01		R		<b>51-0138</b>		Luc	Ø 25,40 254,0x57	LUC
	97-01		R		<b>51-0138</b>		Luc	Ø 25,40 254,0x57	LUC
2.0 Eng.J5R716/ 726 (59kW)	5/89-10/97		F		<b>22-0186-0</b>		Bdx	Th 18,5	Brake caliper: 1 piston
	5/89-10/97		F		<b>22-0098-0</b>		Bdx	Th 18,5	Brake caliper: 2 pistons
	89-97		F		<b>23-0051</b>			Ø 252,0 Th 24,0-22,0	Vent.
	5/89-10/97		R		<b>53-0071</b>		Luc	254,0x57	Hand Brake
	89-97		R		<b>18-0174</b>			Ø 254,0	
	89-97		R		<b>18-0171</b>	<b>18-0171K</b>		Ø 254,0	+ABS
	89-97		R		<b>18-0169</b>	<b>18-0169K</b>		Ø 255,0	-ABS
	89-97		R		<b>51-0138</b>		Luc	Ø 25,40 254,0x57	LUC
2.1 D Eng.852720/ 750 (43kW)	5/89-6/94		F		<b>22-0186-0</b>		Bdx	Th 18,5	Brake caliper: 1 piston
	5/89-6/94		F		<b>22-0098-0</b>		Bdx	Th 18,5	Brake caliper: 2 pistons
	89-94		F		<b>23-0051</b>			Ø 252,0 Th 24,0-22,0	Vent.
	5/89-6/94		R		<b>53-0071</b>		Luc	254,0x57	Hand Brake
	89-94		R		<b>18-0174</b>			Ø 254,0	
	89-94		R		<b>18-0171</b>	<b>18-0171K</b>		Ø 254,0	+ABS
	89-94		R		<b>18-0169</b>	<b>18-0169K</b>		Ø 255,0	-ABS
	89-94		R		<b>51-0138</b>		Luc	Ø 25,40 254,0x57	LUC
2.1 D Eng.J8S620/ 758 (47kW)	6/94-10/97		F		<b>22-0186-0</b>		Bdx	Th 18,5	Brake caliper: 1 piston
	6/94-10/97		F		<b>22-0098-0</b>		Bdx	Th 18,5	Brake caliper: 2 pistons
	94-97		F		<b>23-0051</b>			Ø 252,0 Th 24,0-22,0	Vent.
	6/94-10/97		R		<b>53-0071</b>		Luc	254,0x57	Hand Brake
	6/94-10/97		R		<b>53-0100</b>		Luc	254,0x57	Hand Brake
	94-97		R		<b>18-0172</b>			Ø 255,0	
	94-97		R		<b>51-0138</b>		Luc	Ø 25,40 254,0x57	LUC
2.2, 4WD Eng.J7T600 (74kW)	6/94-10/97		F		<b>22-0186-0</b>		Bdx	Th 18,5	Brake caliper: 1 piston
	6/94-10/97		F		<b>22-0098-0</b>		Bdx	Th 18,5	Brake caliper: 2 pistons
	94-97		F		<b>23-0051</b>			Ø 252,0 Th 24,0-22,0	Vent.
	6/94-10/97		R		<b>53-0071</b>		Luc	254,0x57	Hand Brake
	6/94-10/97		R		<b>53-0100</b>		Luc	254,0x57	Hand Brake
	94-97		R		<b>18-0172</b>			Ø 255,0	
	94-97		R		<b>51-0138</b>		Luc	Ø 25,40 254,0x57	LUC
2.2, 4WD Eng.J7T780 (70kW)	5/89-6/94		F		<b>22-0186-0</b>		Bdx	Th 18,5	Brake caliper: 1 piston
	5/89-6/94		F		<b>22-0098-0</b>		Bdx	Th 18,5	Brake caliper: 2 pistons
	89-94		F		<b>23-0051</b>			Ø 252,0 Th 24,0-22,0	Vent.
	5/89-6/94		R		<b>53-0071</b>		Luc	254,0x57	Hand Brake
	89-94		R		<b>18-0170</b>	<b>18-0170K</b>		Ø 254,0	
	89-94		R		<b>51-0138</b>		Luc	Ø 25,40 254,0x57	LUC
2.5 D (56kW)	5/89-8/94		R		<b>53-0071</b>		Luc	254,0x57	Hand Brake




		Spare Parts	F/R	L/R	METELLI ref.	METELLI ref. w/KIT		DIMENSIONS mm.	NOTE
2.5 D, 4WD	5/89-3/01		F		<b>22-0186-0</b>		Bdx	Th 18,5	Brake caliper: 1 piston
Eng.Sofim-8140.67.2500/.2550/.2580 / S8U750/ 752 (55kW)	5/89-3/01		F		<b>22-0098-0</b>		Bdx	Th 18,5	Brake caliper: 2 pistons
	89-01		F		<b>23-0051</b>			Ø 252,0 Th 24,0-22,0	Vent.
	5/89-3/01		R		<b>53-0071</b>		Luc	254,0x57	Hand Brake
	5/89-3/01		R		<b>53-0100</b>		Luc	254,0x57	Hand Brake
	89-01		R		<b>18-0170</b>	<b>18-0170K</b>		Ø 254,0	
	89-01		R		<b>51-0138</b>		Luc	Ø 25,40 254,0x57	LUC
<b>Trafic III (EL, FL, JL) 3/01-</b>									
1.9 DCi 100 Eng.F9Q760 (74kW)	3/01-		F		<b>22-0338-2</b>		Gir	Th 18,0	
	3/01-		R		<b>22-0635-0</b>		Gir	Th 17,0	
	3/01-		F		<b>23-0798</b>			Ø 305,0 Th 28,0-24,0	Vent.
	01-		R		<b>23-0844</b>			Ø 280,0 Th 12,0-10,0	(+o)
1.9 DCi 80 Eng.F9Q762 (60kW)	3/01-		F		<b>22-0338-2</b>		Gir	Th 18,0	
	3/01-		R		<b>22-0635-0</b>		Gir	Th 17,0	
	3/01-		F		<b>23-0798</b>			Ø 305,0 Th 28,0-24,0	Vent.
	01-		R		<b>23-0844</b>			Ø 280,0 Th 12,0-10,0	(+o)
2.0 Eng.F4R720/ 722 (88kW)	3/01-		F		<b>22-0338-2</b>		Gir	Th 18,0	
	3/01-		R		<b>22-0635-0</b>		Gir	Th 17,0	
	3/01-		F		<b>23-0798</b>			Ø 305,0 Th 28,0-24,0	Vent.
	01-		R		<b>23-0844</b>			Ø 280,0 Th 12,0-10,0	(+o)
2.0 16v Eng.F4R820 (86kW)	8/06-		F		<b>22-0338-2</b>		Gir	Th 18,0	
	8/06-		R		<b>22-0635-0</b>		Gir	Th 17,0	
	06-		F		<b>23-0798</b>			Ø 305,0 Th 28,0-24,0	Vent.
	06-		R		<b>23-0844</b>			Ø 280,0 Th 12,0-10,0	(+o)
2.0 DCi Eng.M9R780 (66kW)	8/06-		F		<b>22-0338-2</b>		Gir	Th 18,0	
	8/06-		R		<b>22-0635-0</b>		Gir	Th 17,0	
	06-		F		<b>23-0798</b>			Ø 305,0 Th 28,0-24,0	Vent.
	06-		R		<b>23-0844</b>			Ø 280,0 Th 12,0-10,0	(+o)
2.0 DCi Eng.M9R780 (84kW)	8/06-		F		<b>22-0338-2</b>		Gir	Th 18,0	
	8/06-		R		<b>22-0635-0</b>		Gir	Th 17,0	
	06-		F		<b>23-0798</b>			Ø 305,0 Th 28,0-24,0	Vent.
	06-		R		<b>23-0844</b>			Ø 280,0 Th 12,0-10,0	(+o)
2.5 DCi 150 Eng.G9U630 (107kW)	8/06-		F		<b>22-0338-2</b>		Gir	Th 18,0	
	8/06-		R		<b>22-0635-0</b>		Gir	Th 17,0	
	06-		F		<b>23-0798</b>			Ø 305,0 Th 28,0-24,0	Vent.
	06-		R		<b>23-0844</b>			Ø 280,0 Th 12,0-10,0	(+o)
2.5 DTi Eng.G9U730 (99kW)	5/03-		F		<b>22-0338-2</b>		Gir	Th 18,0	
	5/03-		R		<b>22-0635-0</b>		Gir	Th 17,0	
	5/03-		F		<b>23-0798</b>			Ø 305,0 Th 28,0-24,0	Vent.
	03-		R		<b>23-0844</b>			Ø 280,0 Th 12,0-10,0	(+o)
<b>Twingo (S06) Van 3/93-</b>									
1.2 (S063, S064) Eng.C3G700/ 702 (40kW)	3/93-5/96		F		<b>22-0036-5</b>		Bdx	Th 15,0	
	93-96		F		<b>23-0107</b>			Ø 238,0 Th 8,0-7,0	
			R		<b>53-0345</b>	<b>53-0345Y</b>	Bdx	180,0x42	+/-ABS, Hand Brake
	93-96		R		<b>18-0142</b>	<b>18-0142K</b>		Ø 180,2	
	93-96		R		<b>51-0014</b>		Bdx	Ø 20,64 180,0x40	CRCI, RAI
1.2 (S066, S068) Eng.D7F700/ 701/ 702/ 703/ 704/ 706 (40-43kW)	-00		F		<b>22-0036-5</b>		Bdx	Th 15,0	
	00-		F		<b>22-0120-0</b>		Gir	Th 18,0	
	5/96-		F		<b>23-0082</b>			Ø 238,0 Th 12,0-10,5	A/T
	5/96-		F		<b>23-0107</b>			Ø 238,0 Th 8,0-7,0	M/T
	96-07		R		<b>53-0345</b>	<b>53-0345Y</b>	Bdx	180,0x42	-ABS, Hand Brake
	96-98		R		<b>53-0345</b>	<b>53-0345Y</b>	Bdx	180,0x42	+ABS, Hand Brake
	98-07		R		<b>53-0350</b>		Luc	203,0x38	+ABS, Hand Brake
	5/96-		R		<b>18-0142</b>	<b>18-0142K</b>		Ø 180,2	
1.5 DCi (47kW)	09-		F		<b>22-0120-0</b>		Gir	Th 18,0	
	09-		F		<b>23-0864</b>			Ø 259,0 Th 12,0-10,5	+ABS

## RENAULT TRUCK




































<b>Agora Bus 1/95-</b>									
Agora	-98		F		<b>22-0586-0</b>		Mer	Th 28,0	
	98-		F		<b>22-0589-0</b>		Mer	Th 28,0	
<b>B 9/87-10/92</b>									
70 Eng.8140.61 (53kW)	9/87-5/89		F		<b>22-0111-1</b>		Bdx	Th 17,0	
	9/87-5/89		R		<b>53-0342</b>		Luc	255,0x57	
90 Eng.8140.21 (68kW)	-91		F		<b>22-0111-1</b>		Bdx	Th 17,0	
	91-		F		<b>22-0111-2</b>		Bdx	Th 17,0	
	9/87-10/92		R		<b>53-0342</b>		Luc	255,0x57	

		Spare Parts	F/R	L/R	METELLI ref.	METELLI ref. w/KIT		DIMENSIONS mm.	NOTE
90 Eng.8140.27S (71kW)	10/91-10/92		F		22-0111-2		Bdx	Th 17,0	
	10/91-10/92		R		53-0342		Luc	255,0x57	
<b>Iliade 1/98-</b>									
Iliade Eng.MIDR06.20 (250kW)	1/98-		F		22-0586-0		Mer	Th 28,0	
<b>Magnum 4/87-</b>									
AE 385ti.18 Eng.MIDR 0635.40 (283kW)	-95		F		22-0586-0		Mer	Th 28,0	
	95-		F		22-0589-0		Mer	Th 28,0	
AE 385ti.18T Eng.MIDR 0635.40 (283kW)	-95		F		22-0586-0		Mer	Th 28,0	
	95-		F		22-0589-0		Mer	Th 28,0	
AE 385ti.19 Eng.MIDR 0635.40 (283kW)	-95		F		22-0586-0		Mer	Th 28,0	
	95-		F		22-0589-0		Mer	Th 28,0	
AE 385ti.19T Eng.MIDR 0635.40 (283kW)	-95		F		22-0586-0		Mer	Th 28,0	
	95-		F		22-0589-0		Mer	Th 28,0	
AE 385ti.24 Eng.MIDR 0635.40 (283kW)	-95		F		22-0586-0		Mer	Th 28,0	
	95-		F		22-0589-0		Mer	Th 28,0	
AE 385ti.26 Eng.MIDR 0635.40 (283kW)	-95		F		22-0586-0		Mer	Th 28,0	
	95-		F		22-0589-0		Mer	Th 28,0	
AE 390.18 Eng.MIDR 0624.65 (287kW)	10/92-		F		22-0586-0		Mer	Th 28,0	
	10/92-		F		22-0589-0		Mer	Th 28,0	
AE 390.18T Eng.MIDR 0624.65 (287kW)	10/92-		F		22-0586-0		Mer	Th 28,0	
	10/92-		F		22-0589-0		Mer	Th 28,0	
AE 390.19 Eng.MIDR 0624.65 (287kW)	10/92-		F		22-0586-0		Mer	Th 28,0	
	10/92-		F		22-0589-0		Mer	Th 28,0	
AE 390.19T Eng.MIDR 0624.65 (287kW)	10/92-		F		22-0586-0		Mer	Th 28,0	
	10/92-		F		22-0589-0		Mer	Th 28,0	
AE 390.26 Eng.MIDR 0624.65 (287kW)	10/92-		F		22-0586-0		Mer	Th 28,0	
	10/92-		F		22-0589-0		Mer	Th 28,0	
AE 420ti.18 Eng.MIDR 0635.40 (305kW)	-95		F		22-0586-0		Mer	Th 28,0	
	95-		F		22-0589-0		Mer	Th 28,0	
AE 420ti.18T Eng.MIDR 0635.40 (305kW)	-95		F		22-0586-0		Mer	Th 28,0	
	95-		F		22-0589-0		Mer	Th 28,0	
AE 420ti.19 Eng.MIDR 0635.40 (305kW)	-95		F		22-0586-0		Mer	Th 28,0	
	95-		F		22-0589-0		Mer	Th 28,0	
AE 420ti.19T Eng.MIDR 0635.40 (305kW)	-95		F		22-0586-0		Mer	Th 28,0	
	95-		F		22-0589-0		Mer	Th 28,0	
AE 420ti.22T Eng.MIDR 0635.40 (305kW)	-95		F		22-0586-0		Mer	Th 28,0	
	95-		F		22-0589-0		Mer	Th 28,0	
AE 420ti.24 Eng.MIDR 0635.40 (305kW)	-95		F		22-0586-0		Mer	Th 28,0	
	95-		F		22-0589-0		Mer	Th 28,0	
AE 420ti.24T Eng.MIDR 0635.40 (305kW)	-95		F		22-0586-0		Mer	Th 28,0	
	95-		F		22-0589-0		Mer	Th 28,0	
AE 420ti.26 Eng.MIDR 0635.40 (305kW)	-95		F		22-0586-0		Mer	Th 28,0	
	95-		F		22-0589-0		Mer	Th 28,0	
AE 420ti.26T Eng.MIDR 0635.40 (305kW)	-95		F		22-0586-0		Mer	Th 28,0	
	95-		F		22-0589-0		Mer	Th 28,0	
AE 430.18 Eng.MIDR 0624.65 (316kW)	10/92-		F		22-0586-0		Mer	Th 28,0	
	10/92-		F		22-0589-0		Mer	Th 28,0	
AE 430.18T Eng.MIDR 0624.65 (316kW)	10/92-		F		22-0586-0		Mer	Th 28,0	
	10/92-		F		22-0589-0		Mer	Th 28,0	
AE 430.19 Eng.MIDR 0624.65 (316kW)	10/92-		F		22-0586-0		Mer	Th 28,0	
	10/92-		F		22-0589-0		Mer	Th 28,0	
AE 430.19T Eng.MIDR 0624.65 (316kW)	10/92-		F		22-0586-0		Mer	Th 28,0	
	10/92-		F		22-0589-0		Mer	Th 28,0	
AE 430.26 Eng.MIDR 0624.65 (316kW)	1/94-		F		22-0586-0		Mer	Th 28,0	
	1/94-		F		22-0589-0		Mer	Th 28,0	
AE 430.26T Eng.MIDR 0624.65 (316kW)	4/96-		F		22-0586-0		Mer	Th 28,0	
	4/96-		F		22-0589-0		Mer	Th 28,0	
AE 470.18 Eng.MIDR 0624.65 (346kW)	4/96-		F		22-0586-0		Mer	Th 28,0	
	4/96-		F		22-0589-0		Mer	Th 28,0	
AE 470.18T Eng.MIDR 0624.65 (346kW)	4/96-		F		22-0586-0		Mer	Th 28,0	
	4/96-		F		22-0589-0		Mer	Th 28,0	
AE 470.19 Eng.MIDR 0624.65 (346kW)	4/96-		F		22-0586-0		Mer	Th 28,0	
	4/96-		F		22-0589-0		Mer	Th 28,0	
AE 470.19T Eng.MIDR 0624.65 (346kW)	4/96-		F		22-0586-0		Mer	Th 28,0	
	4/96-		F		22-0589-0		Mer	Th 28,0	






		Spare Parts	F/R	L/R	METELLI ref.	METELLI ref. w/KIT		DIMENSIONS mm.	NOTE
AE 470.26 Eng.MIDR 0624.65 (346kW)	4/96-	☺	F		22-0586-0		Mer	Th 28,0	
	4/96-		F		22-0589-0		Mer	Th 28,0	
AE 470.26T Eng.MIDR 0624.65 (346kW)	9/96-	☺	F		22-0586-0		Mer	Th 28,0	
	9/96-		F		22-0589-0		Mer	Th 28,0	
AE 520.18 Eng.Mack-EE9-530 (390kW)	-93	☺	F		22-0586-0		Mer	Th 28,0	
AE 520.18T Eng.Mack-EE9-530 (390kW)	-93	☺	F		22-0586-0		Mer	Th 28,0	
AE 520.19 Eng.Mack-EE9-530 (390kW)	-93	☺	F		22-0586-0		Mer	Th 28,0	
AE 520.19T Eng.Mack-EE9-530 (390kW)	-93	☺	F		22-0586-0		Mer	Th 28,0	
AE 520.22T Eng.Mack-EE9-530 (390kW)	-93	☺	F		22-0586-0		Mer	Th 28,0	
AE 520.24 Eng.Mack-EE9-530 (390kW)	-93	☺	F		22-0586-0		Mer	Th 28,0	
AE 520.24T Eng.Mack-EE9-530 (390kW)	-93	☺	F		22-0586-0		Mer	Th 28,0	
AE 520.26 Eng.Mack-EE9-530 (390kW)	-93	☺	F		22-0586-0		Mer	Th 28,0	
AE 520.26T Eng.Mack-EE9-530 (390kW)	-93	☺	F		22-0586-0		Mer	Th 28,0	
AE 560.18 Eng.Mack-EE9-560 (412kW)	10/92-	☺	F		22-0586-0		Mer	Th 28,0	
	10/92-		F		22-0589-0		Mer	Th 28,0	
AE 560.18T Eng.Mack-EE9-560 (412kW)	10/92-	☺	F		22-0586-0		Mer	Th 28,0	
	10/92-		F		22-0589-0		Mer	Th 28,0	
AE 560.19 Eng.Mack-EE9-560 (412kW)	10/92-	☺	F		22-0586-0		Mer	Th 28,0	
	10/92-		F		22-0589-0		Mer	Th 28,0	
AE 560.19T Eng.Mack-EE9-560 (412kW)	10/92-	☺	F		22-0586-0		Mer	Th 28,0	
	10/92-		F		22-0589-0		Mer	Th 28,0	
AE 560.26 Eng.Mack-EE9-560 (412kW)	10/92-	☺	F		22-0586-0		Mer	Th 28,0	
	10/92-		F		22-0589-0		Mer	Th 28,0	
AE 560.26T Eng.Mack-EE9-560 (412kW)	4/96-	☺	F		22-0586-0		Mer	Th 28,0	
	4/96-		F		22-0589-0		Mer	Th 28,0	
DXi 12 440.18 Eng.DXi 12 (324kW)	10/01-	☺	F/R		22-0809-0	22-0809-0K	Mer	Th 29,0	
DXi 12 440.18 T Eng.DXi 12 (324kW)	10/01-	☺	F/R		22-0809-0	22-0809-0K	Mer	Th 29,0	
DXi 12 440.24 Eng.DXi 12 (324kW)	10/01-	☺	F/R		22-0809-0	22-0809-0K	Mer	Th 29,0	
DXi 12 440.26 Eng.DXi 12 (324kW)	10/01-	☺	F/R		22-0809-0	22-0809-0K	Mer	Th 29,0	
DXi 12 440.26 T Eng.DXi 12 (324kW)	10/01-	☺	F/R		22-0809-0	22-0809-0K	Mer	Th 29,0	
DXi 12 480.18 Eng.DXi 12 (353kW)	10/01-	☺	F/R		22-0809-0	22-0809-0K	Mer	Th 29,0	
DXi 12 480.18 T Eng.DXi 12 (353kW)	10/01-	☺	F/R		22-0809-0	22-0809-0K	Mer	Th 29,0	
DXi 12 480.24 Eng.DXi 12 (353kW)	10/01-	☺	F/R		22-0809-0	22-0809-0K	Mer	Th 29,0	
DXi 12 480.26 Eng.DXi 12 (353kW)	10/01-	☺	F/R		22-0809-0	22-0809-0K	Mer	Th 29,0	
DXi 12 480.26 T Eng.DXi 12 (353kW)	10/01-	☺	F/R		22-0809-0	22-0809-0K	Mer	Th 29,0	
DXi 13 460.18 T Eng.DXi 13 (339kW)	10/05-	☺	F/R		22-0809-0	22-0809-0K	Mer	Th 29,0	
DXi 13 460.24 Eng.DXi 13 (339kW)	10/05-	☺	F/R		22-0809-0	22-0809-0K	Mer	Th 29,0	
DXi 13 460.25 Eng.DXi 13 (339kW)	10/05-	☺	F/R		22-0809-0	22-0809-0K	Mer	Th 29,0	
DXi 13 460.26 Eng.DXi 13 (339kW)	10/05-	☺	F/R		22-0809-0	22-0809-0K	Mer	Th 29,0	
DXi 13 460.26 T Eng.DXi 13 (339kW)	10/05-	☺	F/R		22-0809-0	22-0809-0K	Mer	Th 29,0	
DXi 13 500.18 T Eng.DXi 13 (368kW)	10/05-	☺	F/R		22-0809-0	22-0809-0K	Mer	Th 29,0	
DXi 13 500.24 Eng.DXi 13 (368kW)	10/05-	☺	F/R		22-0809-0	22-0809-0K	Mer	Th 29,0	
DXi 13 500.25 Eng.DXi 13 (368kW)	10/05-	☺	F/R		22-0809-0	22-0809-0K	Mer	Th 29,0	
DXi 13 500.26 Eng.DXi 13 (368kW)	10/05-	☺	F/R		22-0809-0	22-0809-0K	Mer	Th 29,0	
DXi 13 500.26 T Eng.DXi 13 (368kW)	10/05-	☺	F/R		22-0809-0	22-0809-0K	Mer	Th 29,0	
E.TECH 400.18 Eng.MACK E.TECH A/46 (295kW)	1/00-	☺	F/R		22-0587-0		Mer	Th 30,0	

		Spare Parts	F/R	L/R	METELLI ref.	METELLI ref. w/KIT		DIMENSIONS mm.	NOTE
E.TECH 400.18T Eng.MACK E.TECH A/46 (295kW)	1/00-	☺	F/R		22-0587-0		Mer	Th 30,0	
E.TECH 400.24 Eng.MACK E.TECH A/46 (295kW)	1/00-	☺	F/R		22-0587-0		Mer	Th 30,0	
E.TECH 400.26 Eng.MACK E.TECH A/46 (295kW)	1/00-	☺	F/R		22-0587-0		Mer	Th 30,0	
E.TECH 440.18 Eng.MACK E.TECH B/46 (324kW)	1/00-	☺	F/R		22-0587-0		Mer	Th 30,0	
E.TECH 440.18T Eng.MACK E.TECH B/46 (324kW)	1/00-	☺	F/R		22-0587-0		Mer	Th 30,0	
E.TECH 440.24 Eng.MACK E.TECH B/46 (324kW)	1/00-	☺	F/R		22-0587-0		Mer	Th 30,0	
E.TECH 440.26 Eng.MACK E.TECH B/46 (324kW)	1/00-	☺	F/R		22-0587-0		Mer	Th 30,0	
E.TECH 440.26T Eng.MACK E.TECH B/46 (324kW)	1/00-	☺	F/R		22-0587-0		Mer	Th 30,0	
E.TECH 480.18 Eng.MACK E.TECH C/46 (347-353kW)	1/00-	☺	F/R		22-0587-0		Mer	Th 30,0	
E.TECH 480.18T Eng.MACK E.TECH C/46 (347-353kW)	1/00-	☺	F/R		22-0587-0		Mer	Th 30,0	
E.TECH 480.24 Eng.MACK E.TECH C/46 (347-353kW)	1/00-	☺	F/R		22-0587-0		Mer	Th 30,0	
E.TECH 480.26 Eng.MACK E.TECH C/46 (347-353kW)	1/00-	☺	F/R		22-0587-0		Mer	Th 30,0	
E.TECH 480.26T Eng.MACK E.TECH C/46 (347-353kW)	1/00-	☺	F/R		22-0587-0		Mer	Th 30,0	
<b>Major 10/80-10/96</b>									
R 340ti.16/T Eng.MIDR 0620.45 (249kW)	10/92-10/96	☺	F		22-0586-0		Mer	Th 28,0	
R 340ti.17 Eng.MIDR 0620.45 (249kW)	5/91-10/96	☺	F		22-0586-0		Mer	Th 28,0	
R 340ti.18 Eng.MIDR 0620.45 (249kW)	5/91-10/96	☺	F		22-0586-0		Mer	Th 28,0	
R 340ti.18/T Eng.MIDR 0620.45 (249kW)	10/92-10/96	☺	F		22-0586-0		Mer	Th 28,0	
R 340ti.19 Eng.MIDR 0620.45 (249kW)	5/91-10/96	☺	F		22-0586-0		Mer	Th 28,0	
R 340ti.19/T Eng.MIDR 0620.45 (249kW)	5/91-10/96	☺	F		22-0586-0		Mer	Th 28,0	
R 340ti.24 Eng.MIDR 0620.45 (249kW)	5/91-10/96	☺	F		22-0586-0		Mer	Th 28,0	
R 340ti.26 Eng.MIDR 0620.45 (249kW)	5/91-10/96	☺	F		22-0586-0		Mer	Th 28,0	
R 380.22/T Eng.MIDR 0635.40 (275kW)	5/92-3/93	☺	F		22-0586-0		Mer	Th 28,0	
R 380.25 Eng.MIDR 0635.40 (275kW)	5/90-3/93	☺	F		22-0586-0		Mer	Th 28,0	
R 385ti.17,R 380.17 Eng.MIDR 0635.40 (275-283kW)	9/91-10/96	☺	F		22-0586-0		Mer	Th 28,0	
R 385ti.18,R 380.18 Eng.MIDR 0635.40 (275-283kW)	9/91-10/96	☺	F		22-0586-0		Mer	Th 28,0	
R 385ti.19,R 380.19 Eng.MIDR 0635.40 (275-283kW)	9/91-10/96	☺	F		22-0586-0		Mer	Th 28,0	
R 385ti.22,R 380.19 Eng.MIDR 0635.40 (275-283kW)	9/91-10/96	☺	F		22-0586-0		Mer	Th 28,0	
R 385ti.24,R 380.24 Eng.MIDR 0635.40 (275-283kW)	5/91-10/96	☺	F		22-0586-0		Mer	Th 28,0	
R 385ti.25,R 380.25 Eng.MIDR 0635.40 (275-283kW)	5/91-10/96	☺	F		22-0586-0		Mer	Th 28,0	
R 385ti.26 Eng.MIDR 0635.40 (283kW)	9/91-10/96	☺	F		22-0586-0		Mer	Th 28,0	
R 385ti.26,R 380.26 Eng.MIDR 0635.40 (275-283kW)	5/91-10/96	☺	F		22-0586-0		Mer	Th 28,0	
R 420ti.18/T Eng.MIDR 0635.40 (305kW)	10/92-7/96	☺	F		22-0586-0		Mer	Th 28,0	




		Spare Parts	F/R	L/R	METELLI ref.	METELLI ref. w/KIT		DIMENSIONS mm.	NOTE
R 420ti.19/T Eng.MIDR 0635.40 (305kW)	10/92-4/96		F		<b>22-0586-0</b>		Mer	Th 28,0	
R 420ti.22/T Eng.MIDR 0635.40 (305kW)	5/92-9/95		F		<b>22-0586-0</b>		Mer	Th 28,0	
R 420ti.24/TS Eng.MIDR 0635.40 (305-314kW)	10/80-6/94		F		<b>22-0586-0</b>		Mer	Th 28,0	
R 420ti.26/TS Eng.MIDR 0635.40 (305-314kW)	10/80-5/94		F		<b>22-0586-0</b>		Mer	Th 28,0	
R 420ti.35/TS Eng.MIDR 0635.40 (305kW)	10/80-12/93		F		<b>22-0586-0</b>		Mer	Th 28,0	
<b>Manager 10/80-6/97</b>									
G 200.13 Eng.MIDR 0602.26 (137-144kW)	5/94-4/96		F		<b>22-0586-0</b>		Mer	Th 28,0	
G 200.15 Eng.MIDR 0602.26 (137-144kW)	5/94-4/96		F		<b>22-0586-0</b>		Mer	Th 28,0	
G 200.16 Eng.MIDR 0602.26 (137-144kW)	5/94-4/96		F		<b>22-0586-0</b>		Mer	Th 28,0	
G 200.17 Eng.MIDR 0602.26 (137-144kW)	5/92-4/96		F		<b>22-0586-0</b>		Mer	Th 28,0	
G 200.18 Eng.MIDR 0602.26 (137-144kW)	5/92-9/95		F		<b>22-0586-0</b>		Mer	Th 28,0	
G 210.16 Eng.MIDR 0602.26 (151kW)	10/92-10/96		F		<b>22-0586-0</b>		Mer	Th 28,0	
G 210.18 Eng.MIDR 0602.26 (151kW)	10/92-10/96		F		<b>22-0586-0</b>		Mer	Th 28,0	
G 220.17 BOM Eng.MIDS 0620.45 (161-168kW)	5/92-10/96		F		<b>22-0586-0</b>		Mer	Th 28,0	
G 220.19 BOM Eng.MIDS 0620.45 (161-168kW)	5/92-10/96		F		<b>22-0586-0</b>		Mer	Th 28,0	
G 230ti.13 Eng.MIDR 0602.26 (166kW)	10/92-10/96		F		<b>22-0586-0</b>		Mer	Th 28,0	
G 230ti.15 Eng.MIDR 0602.26 (166kW)	10/92-10/96		F		<b>22-0586-0</b>		Mer	Th 28,0	
G 230ti.16 Eng.MIDR 0602.26 (166kW)	5/91-5/95		F		<b>22-0586-0</b>		Mer	Th 28,0	
G 230ti.17 Eng.MIDR 0602.26 (166kW)	10/92-10/96		F		<b>22-0586-0</b>		Mer	Th 28,0	
G 230ti.18 Eng.MIDR 0602.26 (166kW)	10/92-10/96		F		<b>22-0586-0</b>		Mer	Th 28,0	
G 230ti.19 Eng.MIDR 0602.26 (166kW)	10/92-10/96		F		<b>22-0586-0</b>		Mer	Th 28,0	
G 270.13 SP Eng.MIDR 0620.45 (195kW)	10/80-6/97		F		<b>22-0586-0</b>		Mer	Th 28,0	
G 270.14 SP Eng.MIDR 0620.45 (195kW)	10/80-6/97		F		<b>22-0586-0</b>		Mer	Th 28,0	
G 280.13,G 270.13 Eng.MIDR 0620.45 (195-202kW)	10/80-6/97		F		<b>22-0586-0</b>		Mer	Th 28,0	
G 280.15,G 270.15 Eng.MIDR 0620.45 (195-202kW)	10/80-6/97		F		<b>22-0586-0</b>		Mer	Th 28,0	
G 280.16 Eng.MIDS 0620.45 (202kW)	4/87-12/93		F		<b>22-0586-0</b>		Mer	Th 28,0	
G 280.16,G 270.16 Eng.MIDR 0620.45 (195-202kW)	10/80-6/97		F		<b>22-0586-0</b>		Mer	Th 28,0	
G 280.17,G 270.18 Eng.MIDR 0620.45 (195-202kW)	10/80-6/97		F		<b>22-0586-0</b>		Mer	Th 28,0	
G 280.19 Eng.MIDS 0620.45 (202kW)	9/92-12/93		F		<b>22-0586-0</b>		Mer	Th 28,0	
G 280.19,G 270.19 Eng.MIDR 0620.45 (195-202kW)	10/80-6/97		F		<b>22-0586-0</b>		Mer	Th 28,0	
G 280.24 Eng.MIDS 0620.45 (202kW)	9/91-12/93		F		<b>22-0586-0</b>		Mer	Th 28,0	
G 280.26,G 270.26 Eng.MIDR 0620.45 (195-202kW)	10/80-6/97		F		<b>22-0586-0</b>		Mer	Th 28,0	
G 330.13 Eng.MIDR 0620.45 (240kW)	10/92-7/93		F		<b>22-0586-0</b>		Mer	Th 28,0	




		Spare Parts	F/R	L/R	METELLI ref.	METELLI ref. w/KIT		DIMENSIONS mm.	NOTE
G 330.15 Eng.MIDR 0620.45 (240kW)	10/92-7/93	☺	F		22-0586-0		Mer	Th 28,0	
G 330.17 Eng.MIDR 0620.45 (240kW)	10/92-7/93	☺	F		22-0586-0		Mer	Th 28,0	
G 330.18 Eng.MIDR 0620.45 (240kW)	10/92-4/96	☺	F		22-0586-0		Mer	Th 28,0	
G 330.19 Eng.MIDR 0620.45 (240kW)	12/91-7/93	☺	F		22-0586-0		Mer	Th 28,0	
G 330.24 Eng.MIDR 0620.45 (240kW)	10/92-7/96	☺	F		22-0586-0		Mer	Th 28,0	
G 330.26 Eng.MIDR 0620.45 (240kW)	12/91-7/93	☺	F		22-0586-0		Mer	Th 28,0	
G 340ti.16,G 330.16 Eng.MIDR 0620.45 (240-249kW)	5/91-10/96	☺	F		22-0586-0		Mer	Th 28,0	
G 340ti.17,G 330.19 Eng.MIDR 0620.45 (240-249kW)	5/91-10/96	☺	F		22-0586-0		Mer	Th 28,0	
G 340ti.18,G 330.18 Eng.MIDR 0620.45 (240-249kW)	5/91-10/96	☺	F		22-0586-0		Mer	Th 28,0	
G 340ti.18/T Eng.MIDR 0620.45 (249kW)	9/92-10/96	☺	F		22-0586-0		Mer	Th 28,0	
G 340ti.19,G 330.19 Eng.MIDR 0620.45 (240-249kW)	10/92-10/96	☺	F		22-0586-0		Mer	Th 28,0	
G 340ti.26,G 330.26 Eng.MIDR 0620.45 (240-249kW)	5/91-10/96	☺	F		22-0586-0		Mer	Th 28,0	
<b>Maxity 5/06-</b>									
110.28 Eng.DXi 2,5 (81kW)	5/06-	☺	F		22-0671-4		Bre	Th 21,0	
	5/06-		R		22-0532-1		Bre	Th 20,0	
110.32 Eng.DXi 2,5 (81kW)	5/06-	☺	F		22-0671-4		Bre	Th 21,0	
	5/06-		R		22-0532-1		Bre	Th 20,0	
110.35 Eng.DXi 2,5 (81kW)	5/06-	☺	F		22-0671-4		Bre	Th 21,0	
	5/06-		R		22-0532-1		Bre	Th 20,0	
130.35 Eng.DXi 2,5 (96kW)	5/06-	☺	F		22-0671-4		Bre	Th 21,0	
	5/06-		R		22-0532-1		Bre	Th 20,0	
130.45 Eng.DXi 2,5 (96kW)	5/06-	☺	F		22-0578-7		Bre	Th 20,0	
	5/06-		R		22-0212-9		Bre	Th 20,0	
150.35 Eng.DXi 3 (110kW)	5/06-	☺	F		22-0671-4		Bre	Th 21,0	
	5/06-		R		22-0532-1		Bre	Th 20,0	
150.45 Eng.DXi 3 (110kW)	5/06-	☺	F		22-0578-7		Bre	Th 20,0	
	5/06-		R		22-0212-9		Bre	Th 20,0	
<b>Messenger 4/86-</b>									
B 110.45 Eng.8140.23 (78kW)	4/86-	☺	F		22-0111-2		Bdx	Th 17,0	
B 120.35 Eng.8140.43 (90kW)	1/94-	☺	F		22-0111-2		Bdx	Th 17,0	
B 120.35 Eng.8140.47 (85kW)	10/92-10/96	☺	F		22-0111-2		Bdx	Th 17,0	
B 120.35 Eng.8140.47R (85kW)	10/92-10/96	☺	F		22-0111-2		Bdx	Th 17,0	
B 120.55 Eng.8140.43 (90kW)	1/94-	☺	F		22-0111-2		Bdx	Th 17,0	
B 120.55 Eng.8140.47 (85kW)	4/86-	☺	F		22-0111-2		Bdx	Th 17,0	
B 120.65 Eng.8140.43 (90kW)	2/96-	☺	F		22-0111-2		Bdx	Th 17,0	
B 120.65 Eng.8140.47 (85kW)	4/86-	☺	F		22-0111-2		Bdx	Th 17,0	
B 80.35 Eng.8140.07 (55-56kW)	-91	☺	F		22-0111-1		Bdx	Th 17,0	
	91-		F		22-0111-2		Bdx	Th 17,0	
B 80.45 Eng.8140.07 (55-56kW)	-91	☺	F		22-0111-1		Bdx	Th 17,0	
	91-		F		22-0111-2		Bdx	Th 17,0	
<b>Midliner 10/82-</b>									
M 140.12/C Eng.MIDS 0602.12 (103kW)	1/89-12/93	☺	F		22-0272-0		Perr.	Th 20,5	
M 140.13/C Eng.MIDS 0602.12 (103kW)	1/89-12/93	☺	F		22-0272-0		Perr.	Th 20,5	
M 160.12/C Eng.MIDS 0602.12 (117kW)	1/90-8/91	☺	F		22-0272-0		Perr.	Th 20,5	
M 180.12/C Eng.MIDR 0602.26 (129kW)	-94	☺	F		22-0272-0		Perr.	Th 20,5	
	94-		F		22-0272-1		Perr.	Th 20,5	
M 180.12/C Eng.MIDR 0602.26 (132kW)	-94	☺	F		22-0272-0		Perr.	Th 20,5	
	94-		F		22-0272-1		Perr.	Th 20,5	
M 180.13/C Eng.MIDR 0602.26 (129kW)	-94	☺	F		22-0272-0		Perr.	Th 20,5	
	94-		F		22-0272-1		Perr.	Th 20,5	




		Spare Parts	F/R	L/R	METELLI ref.	METELLI ref. w/KIT		DIMENSIONS mm.	NOTE
M 180.13/C Eng.MIDR 0602.26 (132kW)	-94	☺	F		22-0272-0		Perr.	Th 20,5	
			F		22-0272-1		Perr.	Th 20,5	
M 200.12/C Eng.MIDR 0602.26 (144kW)	1/88-12/93	☺	F		22-0272-0		Perr.	Th 20,5	
M 200.13/C Eng.MIDR 0602.26 (144kW)	1/88-12/93	☺	F		22-0272-0		Perr.	Th 20,5	
M 210.12/C Eng.MIDR 0602.26 (151-154kW)	-98	☺	F		22-0272-1		Perr.	Th 20,5	
			F		22-0588-0		Mer	Th 25,0	
M 230.10/C Eng.MIDR 0602.26 (166kW)	-94	☺	F		22-0272-0		Perr.	Th 20,5	
			F		22-0272-1		Perr.	Th 20,5	
M 230.12/C Eng.MIDR 0602.26 (166kW)	-94	☺	F		22-0272-0		Perr.	Th 20,5	
			F		22-0272-1		Perr.	Th 20,5	
M 230.12/D Eng.MIDR 0602.26 (166kW)	-94	☺	F		22-0272-0		Perr.	Th 20,5	
			F		22-0272-1		Perr.	Th 20,5	
M 230.13/C,D Eng.MIDR 0602.26 (166kW)	-94	☺	F		22-0272-0		Perr.	Th 20,5	
			F		22-0272-1		Perr.	Th 20,5	
M 250.13/C Eng.MIDR 0602.26 (184kW)	-98	☺	F		22-0272-1		Perr.	Th 20,5	
			F		22-0588-0		Mer	Th 25,0	
ME 160.13 Eng.MIDS 0602.12 (117kW)	1/90-8/91	☺	F		22-0272-0		Perr.	Th 20,5	
S 120.06/A Eng.T 4.40 (82kW)	10/91-10/92	☺	F		22-0266-0	22-0266-0K	Perr.	Th 22,0	
S 120.06/A Eng.T 4.40 (88kW)	10/82-	☺	F		22-0266-0	22-0266-0K	Perr.	Th 22,0	
S 120.07/A Eng.T 4.40 (82kW)	10/91-10/92	☺	F		22-0266-0	22-0266-0K	Perr.	Th 22,0	
S 120.07/A Eng.T 4.40 (88kW)	10/82-	☺	F		22-0266-0	22-0266-0K	Perr.	Th 22,0	
			F		22-0272-0		Perr.	Th 20,5	
			F		22-0272-1		Perr.	Th 20,5	
S 120.08/A Eng.T 4.40 (82kW)	10/91-6/97	☺	F		22-0269-0	22-0269-3K	Gir	Th 22,0	
S 120.08/A Eng.T 4.40 (88kW)	10/82-	☺	F		22-0269-0	22-0269-3K	Gir	Th 22,0	
S 120.09/A,B Eng.T 4.40 (88kW)	10/82-	☺	F		22-0269-0	22-0269-3K	Gir	Th 22,0	
S 120.09/B Eng.T 4.40 (82kW)	10/91-10/92	☺	F		22-0269-0	22-0269-3K	Gir	Th 22,0	
S 130.11,B Eng.797 (96kW)	11/85-12/89	☺	F		22-0272-0		Perr.	Th 20,5	
S 130.13/B Eng.797 (96kW)	11/85-12/89	☺	F		22-0272-0		Perr.	Th 20,5	
S 140.07/A Eng.MIDS 0602.12 (103kW)	10/91-10/92	☺	F		22-0266-0	22-0266-0K	Perr.	Th 22,0	
S 140.08/A,B Eng.MIDS 0602.12 (103kW)	10/91-10/92	☺	F		22-0269-0	22-0269-3K	Gir	Th 22,0	
S 140.09/B Eng.MIDS 0602.12 (103kW)	10/91-10/92	☺	F		22-0269-0	22-0269-3K	Gir	Th 22,0	
S 150.08/A Eng.MIDR 0602.26 (110kW)	10/92-	☺	F		22-0269-0	22-0269-3K	Gir	Th 22,0	
S 150.08/A,B Eng.MIDS 0602.12 (110kW)	5/86-	☺	F		22-0269-0	22-0269-3K	Gir	Th 22,0	
S 150.08/B Eng.MIDR 0602.26 (110kW)	4/96-6/97	☺	F		22-0269-0	22-0269-3K	Gir	Th 22,0	
S 150.08TI Eng.798-10 (113kW)	11/85-12/89	☺	F		22-0269-0	22-0269-3K	Gir	Th 22,0	
S 150.08TI/R Eng.MIDS 0602.12 (113-117kW)	1/90-5/91	☺	F		22-0269-0	22-0269-3K	Gir	Th 22,0	
S 150.09/B Eng.MIDR 0602.26 (110kW)	10/92-	☺	F		22-0269-0	22-0269-3K	Gir	Th 22,0	
S 150.09/B Eng.MIDS 0602.12 (110kW)	5/86-	☺	F		22-0269-0	22-0269-3K	Gir	Th 22,0	
S 150.09TI Eng.798-10 (113kW)	11/85-12/89	☺	F		22-0269-0	22-0269-3K	Gir	Th 22,0	
S 150.09TI Eng.MIDS 0602.12 (113-117kW)	1/90-5/91	☺	F		22-0269-0	22-0269-3K	Gir	Th 22,0	
S 150.11TI Eng.MIDS 0602.12 (113-117kW)	1/90-5/91	☺	F		22-0272-0		Perr.	Th 20,5	
S 150.13TI Eng.MIDS 0602.12 (113-117kW)	1/90-5/91	☺	F		22-0272-0		Perr.	Th 20,5	
S 150.14TI Eng.MIDS 0602.12 (113-117kW)	1/90-5/91	☺	F		22-0272-0		Perr.	Th 20,5	
S 160.08/A,B Eng.MIDS 0602.12 (117kW)	10/88-10/91	☺	F		22-0269-0	22-0269-3K	Gir	Th 22,0	
S 160.09/B Eng.MIDS 0602.12 (117kW)	10/88-10/91	☺	F		22-0269-0	22-0269-3K	Gir	Th 22,0	



		Spare Parts	F/R	L/R	METELLI ref.	METELLI ref. w/KIT		DIMENSIONS mm.	NOTE
S 170.11Ti,R Eng.MIDR 0602.12 (127-135kW)	1/90-5/91	☺	F		22-0272-0		Perr.	Th 20,5	
S 170.13Ti,T,R Eng.MIDR 0602.12 (127-135kW)	11/83-2/90	☺	F		22-0272-0		Perr.	Th 20,5	
S 180.08/A Eng.MIDR 0602.26 (132kW)	10/92-	☺	F		22-0269-0	22-0269-3K	Gir	Th 22,0	
S 180.08/A,B Eng.MIDR 0602.26 (129kW)	4/96-6/97	☺	F		22-0269-0	22-0269-3K	Gir	Th 22,0	
S 180.09/B Eng.MIDR 0602.26 (129kW)	4/96-6/97	☺	F		22-0269-0	22-0269-3K	Gir	Th 22,0	
S 180.09/B Eng.MIDR 0602.26 (132kW)	10/92-	☺	F		22-0269-0	22-0269-3K	Gir	Th 22,0	
<b>Midlum 4/98-</b>									
135.08/B,150.08/B Eng.MIDR 0402.26 (100-110kW)	4/98-	☺	F/R		22-0582-0		Wab	Th 26,0	
135.10/B,150.10/B Eng.MIDR 0402.26 (100-110kW)	1/99-	☺	F/R		22-0582-0		Wab	Th 26,0	
150.08/B Eng.dCi 4B (112kW)	4/98-	☺	F/R		22-0582-0		Wab	Th 26,0	
150.10/B Eng.dCi 4B (112kW)	-06 06-	☺	F/R		22-0582-0		Wab	Th 26,0	
			F/R		22-0808-0	22-0808-0K	Mer	Th 29,0	
150.12/B Eng.dCi 4B (110kW)	-01 01-	☺	F/R		22-0588-0		Mer	Th 25,0	19,5Inch Wheels
			F/R		22-0590-0		Wab	Th 30,0	19,5Inch Wheels
	1/00-		F/R		22-0582-0		Wab	Th 26,0	17,5Inch Wheels
150.12/B Eng.MIDR 0402.26 (110kW)	-01 01-	☺	F/R		22-0588-0		Mer	Th 25,0	19,5Inch Wheels
			F/R		22-0590-0		Wab	Th 30,0	19,5Inch Wheels
	1/00-		F/R		22-0582-0		Wab	Th 26,0	17,5Inch Wheels
160.08 Eng.DXi 5 (118kW)	06-	☺	F/R		22-0582-0		Wab	Th 26,0	
160.10 Eng.DXi 5 (118kW)	06-	☺	F/R		22-0807-0		Hal	Th 30,0	
160.12 Eng.DXi 5 (118kW)	06-	☺	F/R		22-0808-0	22-0808-0K	Mer	Th 29,0	
180.08/B Eng.dCi 4C (128kW)	-06 06-	☺	F/R		22-0582-0		Wab	Th 26,0	
			F/R		22-0808-0	22-0808-0K	Mer	Th 29,0	
180.08/B Eng.MIDR 0602.26 (132kW)	1/99-	☺	F/R		22-0582-0		Wab	Th 26,0	
180.09/B Eng.MIDR 0602.26 (132kW)	1/99-	☺	F/R		22-0582-0		Wab	Th 26,0	
180.10/B Eng.dCi 4C (128kW)	5/00-	☺	F/R		22-0582-0		Wab	Th 26,0	
180.10/B Eng.MIDR 0602.26 (132kW)	1/99-	☺	F/R		22-0582-0		Wab	Th 26,0	
180.12/B Eng.MIDR 0602.26 (132kW)	-01 01-	☺	F/R		22-0588-0		Mer	Th 25,0	19,5Inch Wheels
			F/R		22-0590-0		Wab	Th 30,0	19,5Inch Wheels
	1/99-		F/R		22-0582-0		Wab	Th 26,0	17,5Inch Wheels
180.12/B,C Eng.dCi 4C (128kW)	-01 01-	☺	F/R		22-0588-0		Mer	Th 25,0	19,5Inch Wheels
			F/R		22-0590-0		Wab	Th 30,0	19,5Inch Wheels
	06-		F/R		22-0808-0	22-0808-0K	Mer	Th 29,0	
	5/00-		F/R		22-0582-0		Wab	Th 26,0	17,5Inch Wheels
190.08 Eng.DXi 5 (140kW)	06-	☺	F/R		22-0582-0		Wab	Th 26,0	
190.10 Eng.DXi 5 (140kW)	06-	☺	F/R		22-0807-0		Hal	Th 30,0	
190.12 Eng.DXi 5 (140kW)	06-	☺	F/R		22-0808-0	22-0808-0K	Mer	Th 29,0	
190.13 Eng.DXi 5 (140kW)	06-	☺	F/R			22-0808-0K	Mer	Th 29,0	
	06-		F/R		22-0808-0		Mer	Th 29,0	
190.14 Eng.DXi 5 (140kW)	06-	☺	F/R		22-0808-0	22-0808-0K	Mer	Th 29,0	
190.16 Eng.DXi 5 (140kW)	06-	☺	F/R		22-0808-0	22-0808-0K	Mer	Th 29,0	
210.08/B Eng.MIDR 0602.26 (154kW)	1/99-	☺	F/R		22-0582-0		Wab	Th 26,0	
210.08/B, 220.08/B Eng.MIDR 0602.26 (154-158kW)	1/00-	☺	F/R		22-0582-0		Wab	Th 26,0	
210.09/B Eng.MIDR 0602.26 (154kW)	1/99-	☺	F/R		22-0582-0		Wab	Th 26,0	
210.10/B Eng.MIDR 0602.26 (154kW)	1/00-	☺	F/R		22-0582-0		Wab	Th 26,0	
210.10/B, 220.10/B Eng.MIDR 0602.26 (154-158kW)	1/00-	☺	F/R		22-0582-0		Wab	Th 26,0	
210.12/C Eng.MIDR 0602.26 (154kW)	-01 01-	☺	F/R		22-0588-0		Mer	Th 25,0	19,5Inch Wheels
			F/R		22-0590-0		Wab	Th 30,0	19,5Inch Wheels
	1/00-		F/R		22-0582-0		Wab	Th 26,0	17,5Inch Wheels


















































		Spare Parts	F/R	L/R	METELLI ref.	METELLI ref. w/KIT		DIMENSIONS mm.	NOTE
210.12/C, 220.12/C Eng.MIDR 0602.26 (154-158kW)	-	-01	F/R		22-0588-0		Mer	Th 25,0	19,5Inch Wheels Only 210.12
		01-	F/R		22-0590-0		Wab	Th 30,0	19,5Inch Wheels
		1/00-	F/R		22-0582-0		Wab	Th 26,0	17,5Inch Wheels
210.13/C Eng.MIDR 0602.26 (154kW)	-	-01	F/R		22-0588-0		Mer	Th 25,0	
		01-	F/R		22-0590-0		Wab	Th 30,0	
210.13/C, 220.13/C,D Eng.MIDR 0602.26 (154-158kW)	-	-01	F/R		22-0588-0		Mer	Th 25,0	
		01-	F/R		22-0590-0		Wab	Th 30,0	
210.14/C, 220.14/C,D Eng.MIDR 0602.26 (154-158kW)	-	-01	F/R		22-0588-0		Mer	Th 25,0	
		01-	F/R		22-0590-0		Wab	Th 30,0	
210.15/C Eng.MIDR 0602.26 (154kW)	-	-01	F/R		22-0588-0		Mer	Th 25,0	
		01-	F/R		22-0590-0		Wab	Th 30,0	
210.16/C, D Eng.MIDR 0602.26 (154-158kW)	-	-01	F/R		22-0588-0		Mer	Th 25,0	
		01-	F/R		22-0590-0		Wab	Th 30,0	
220.08 Eng.DXi 5 (158kW)	-06-	F/R		22-0582-0		Wab	Th 26,0		
220.10 Eng.DXi 5 (158kW)	-06-	F/R		22-0807-0		Hal	Th 30,0		
220.12 Eng.dci 6W (158kW)	-	-06	F/R		22-0582-0		Wab	Th 26,0	17,5Inch Wheels
		-06	F/R		22-0590-0		Wab	Th 30,0	19,5Inch Wheels
		-06-	F/R		22-0808-0	22-0808-0K	Mer	Th 29,0	
220.12 Eng.DXi 5 (158kW)	-06-	F/R		22-0808-0	22-0808-0K	Mer	Th 29,0		
220.13 Eng.DXi 5 (158kW)	-	-06	F/R		22-0590-0		Wab	Th 30,0	
		-06-	F/R		22-0808-0	22-0808-0K	Mer	Th 29,0	
220.14 Eng.dci 6W (158kW)	-	-06	F/R		22-0590-0		Wab	Th 30,0	
		-06-	F/R		22-0808-0	22-0808-0K	Mer	Th 29,0	
220.14 Eng.DXi 5 (158kW)	-	-06	F/R		22-0590-0		Wab	Th 30,0	
		-06-	F/R		22-0808-0	22-0808-0K	Mer	Th 29,0	
220.15 Eng.dci 6W (158kW)	-	-06	F/R		22-0590-0		Wab	Th 30,0	
		-06-	F/R		22-0808-0	22-0808-0K	Mer	Th 29,0	
220.16 Eng.dci 6W (158kW)	-	-06	F/R		22-0590-0		Wab	Th 30,0	
		-06-	F/R		22-0808-0	22-0808-0K	Mer	Th 29,0	
220.16 Eng.DXi 5 (158kW)	-06-	F/R		22-0808-0	22-0808-0K	Mer	Th 29,0		
240.12 Eng.DXi 7 (177kW)	-06-	F/R		22-0808-0	22-0808-0K	Mer	Th 29,0		
240.13 Eng.DXi 7 (177kW)	-06-	F/R		22-0808-0	22-0808-0K	Mer	Th 29,0		
240.14 Eng.DXi 7 (177kW)	-06-	F/R		22-0808-0	22-0808-0K	Mer	Th 29,0		
240.15 Eng.DXi 7 (177kW)	-06-	F/R		22-0808-0	22-0808-0K	Mer	Th 29,0		
240.16 Eng.DXi 7 (177kW)	-06-	F/R		22-0808-0	22-0808-0K	Mer	Th 29,0		
240.18 Eng.DXi 7 (177kW)	-06-	F/R		22-0808-0	22-0808-0K	Mer	Th 29,0		
250.12/C Eng.MIDR 0602.26 (184kW)	-	-01	F/R		22-0588-0		Mer	Th 25,0	
		01-	F/R		22-0590-0		Wab	Th 30,0	
250.13/C Eng.MIDR 0602.26 (184kW)	-	-01	F/R		22-0588-0		Mer	Th 25,0	
		01-	F/R		22-0590-0		Wab	Th 30,0	
250.14/C Eng.MIDR 0602.26 (184kW)	-	-01	F/R		22-0588-0		Mer	Th 25,0	
		01-	F/R		22-0590-0		Wab	Th 30,0	
250.15/C Eng.MIDR 0602.26 (184kW)	-	-01	F/R		22-0588-0		Mer	Th 25,0	
		01-	F/R		22-0590-0		Wab	Th 30,0	
250.16/C Eng.MIDR 0602.26 (184kW)	-	-01	F/R		22-0588-0		Mer	Th 25,0	
		01-	F/R		22-0590-0		Wab	Th 30,0	
270.13/C,D Eng.dci 6A (195kW)	1/01-	F/R		22-0590-0		Wab	Th 30,0		
270.14/C,D Eng.dci 6A (195kW)	1/01-	F/R		22-0590-0		Wab	Th 30,0		
270.16/C,D Eng.dci 6A (195kW)	1/01-	F/R		22-0590-0		Wab	Th 30,0		
280.12 Eng.DXi 7 (206kW)	-06-	F/R		22-0808-0	22-0808-0K	Mer	Th 29,0		
280.13 Eng.DXi 7 (206kW)	-06-	F/R		22-0808-0	22-0808-0K	Mer	Th 29,0		
280.14 Eng.DXi 7 (206kW)	-06-	F/R		22-0808-0	22-0808-0K	Mer	Th 29,0		
280.16 Eng.DXi 7 (206kW)	-06-	F/R		22-0808-0	22-0808-0K	Mer	Th 29,0		
280.18 Eng.DXi 7 (206kW)	-06-	F/R		22-0808-0	22-0808-0K	Mer	Th 29,0		
<b>Premium I 10/92-</b>									
Distribution 210.16 Eng.MIDR 0602.26 (154kW)	-	-00	F		22-0586-0		Mer	Th 28,0	
		-00	F		22-0589-0		Mer	Th 28,0	
		00-05	F/R		22-0587-0		Mer	Th 30,0	
Distribution 210.18, 220.18 Eng.MIDR 0602.26 (154-158kW)	-	-00	F		22-0586-0		Mer	Th 28,0	
		-00	F		22-0589-0		Mer	Th 28,0	
		00-05	F/R		22-0587-0		Mer	Th 30,0	
Distribution 250.16 Eng.MIDR 0602.26 (184kW)	-	-00	F		22-0586-0		Mer	Th 28,0	
		-00	F		22-0589-0		Mer	Th 28,0	
		00-05	F/R		22-0587-0		Mer	Th 30,0	
Distribution 250.18 Eng.MIDR 0602.26 (184kW)	-	-00	F		22-0586-0		Mer	Th 28,0	
		-00	F		22-0589-0		Mer	Th 28,0	
		00-05	F/R		22-0587-0		Mer	Th 30,0	

		Spare Parts	F/R	L/R	METELLI ref.	METELLI ref. w/KIT		DIMENSIONS mm.	NOTE
Distribution 250.19 Eng.MIDR 0602.26 (184kW)	-00	☺	F		22-0586-0		Mer	Th 28,0	
	-00		F		22-0589-0		Mer	Th 28,0	
	00-05		F/R		22-0587-0		Mer	Th 30,0	
Distribution 260.16 Eng.MIDR 0620.45 (188kW)	-00	☺	F		22-0586-0		Mer	Th 28,0	
	-00		F		22-0589-0		Mer	Th 28,0	
	00-05		F/R		22-0587-0		Mer	Th 30,0	
Distribution 260.18 Eng.MIDR 0620.45 (188kW)	-00	☺	F		22-0586-0		Mer	Th 28,0	
	-00		F		22-0589-0		Mer	Th 28,0	
	00-05		F/R		22-0587-0		Mer	Th 30,0	
Distribution 260.19 Eng.MIDR 0620.45 (188kW)	-00	☺	F		22-0586-0		Mer	Th 28,0	
	-00		F		22-0589-0		Mer	Th 28,0	
	00-05		F/R		22-0587-0		Mer	Th 30,0	
	05-		F/R		22-0809-0	22-0809-0K	Mer	Th 29,0	
Distribution 300.16 Eng.MIDR 0620.45 (219kW)	-00	☺	F		22-0586-0		Mer	Th 28,0	
	-00		F		22-0589-0		Mer	Th 28,0	
	00-05		F/R		22-0587-0		Mer	Th 30,0	
Distribution 300.18 Eng.MIDR 0620.45 (219kW)	-00	☺	F		22-0586-0		Mer	Th 28,0	
	-00		F		22-0589-0		Mer	Th 28,0	
	00-05		F/R		22-0587-0		Mer	Th 30,0	
Distribution 300.19 Eng.MIDR 0620.45 (219kW)	-00	☺	F		22-0586-0		Mer	Th 28,0	
	-00		F		22-0589-0		Mer	Th 28,0	
	00-05		F/R		22-0587-0		Mer	Th 30,0	
Distribution 300.26 Eng.MIDR 0620.45 (219kW)	-00	☺	F		22-0586-0		Mer	Th 28,0	
	-00		F		22-0589-0		Mer	Th 28,0	
	00-05		F/R		22-0587-0		Mer	Th 30,0	
Distribution 320.18 Eng.dCi 11G (230kW)	01-05	☺	F/R		22-0587-0		Mer	Th 30,0	
	05-		F/R		22-0809-0	22-0809-0K	Mer	Th 29,0	
Distribution 320.24 Eng.dCi 11G (230kW)	01-05	☺	F/R		22-0587-0		Mer	Th 30,0	
	05-		F/R		22-0809-0	22-0809-0K	Mer	Th 29,0	
Distribution 320.26 Eng.dCi 11G (230kW)	01-05	☺	F/R		22-0587-0		Mer	Th 30,0	
	05-		F/R		22-0809-0	22-0809-0K	Mer	Th 29,0	
Distribution 340.18 Eng.MIDR 0620.45 (249kW)	-00	☺	F		22-0586-0		Mer	Th 28,0	
	-00		F		22-0589-0		Mer	Th 28,0	
	00-		F/R		22-0587-0		Mer	Th 30,0	
Distribution 340.19 Eng.MIDR 0620.45 (249kW)	-00	☺	F		22-0586-0		Mer	Th 28,0	
	-00		F		22-0589-0		Mer	Th 28,0	
	00-		F/R		22-0587-0		Mer	Th 30,0	
Distribution 340.26 Eng.MIDR 0620.45 (249kW)	-00	☺	F		22-0586-0		Mer	Th 28,0	
	-00		F		22-0589-0		Mer	Th 28,0	
	00-		F/R		22-0587-0		Mer	Th 30,0	
Distribution 370.18 Eng.dCi 11E (266kW)	01-05	☺	F/R		22-0587-0		Mer	Th 30,0	
	05-		F/R		22-0809-0	22-0809-0K	Mer	Th 29,0	
Distribution 370.24 Eng.dCi 11E (266kW)	01-05	☺	F/R		22-0587-0		Mer	Th 30,0	
	05-		F/R		22-0809-0	22-0809-0K	Mer	Th 29,0	
Distribution 370.26 Eng.dCi 11E (266kW)	01-05	☺	F/R		22-0587-0		Mer	Th 30,0	
	05-		F/R		22-0809-0	22-0809-0K	Mer	Th 29,0	
Distribution 400.18 Eng.MIDR 0623.56 (288kW)	00-05	☺	F/R		22-0587-0		Mer	Th 30,0	
Route 300.16 Eng.MIDR 0620.45 (219kW)	-00	☺	F		22-0586-0		Mer	Th 28,0	
	-00		F		22-0589-0		Mer	Th 28,0	
	00-05		F/R		22-0587-0		Mer	Th 30,0	
Route 300.18 Eng.MIDR 0620.45 (219kW)	-00	☺	F		22-0586-0		Mer	Th 28,0	
	-00		F		22-0589-0		Mer	Th 28,0	
	00-05		F/R		22-0587-0		Mer	Th 30,0	
Route 300.19 Eng.MIDR 0620.45 (219kW)	-00	☺	F		22-0586-0		Mer	Th 28,0	
	-00		F		22-0589-0		Mer	Th 28,0	
	00-05		F/R		22-0587-0		Mer	Th 30,0	
Route 320.18 Eng.dCi 11G (230kW)	00-05	☺	F/R		22-0587-0		Mer	Th 30,0	
Route 340.18 Eng.MIDR 0620.45 (249kW)	-00	☺	F		22-0586-0		Mer	Th 28,0	
	-00		F		22-0589-0		Mer	Th 28,0	
	00-05		F/R		22-0587-0		Mer	Th 30,0	
Route 340.19 Eng.MIDR 0620.45 (249kW)	-00	☺	F		22-0586-0		Mer	Th 28,0	
	-00		F		22-0589-0		Mer	Th 28,0	
	00-05		F/R		22-0587-0		Mer	Th 30,0	
Route 340.24 Eng.MIDR 0620.45 (249kW)	-00	☺	F		22-0586-0		Mer	Th 28,0	
	-00		F		22-0589-0		Mer	Th 28,0	
	00-05		F/R		22-0587-0		Mer	Th 30,0	

































		Spare Parts	F/R	L/R	METELLI ref.	METELLI ref. w/KIT		DIMENSIONS mm.	NOTE
Route 340.26 Eng.MIDR 0620.45 (249kW)	-00		F		22-0586-0		Mer	Th 28,0	
	-00	⌘	F		22-0589-0		Mer	Th 28,0	
	00-05		F/R		22-0587-0		Mer	Th 30,0	
Route 370.18 Eng.dCi 11E (266kW)	01-05		F/R		22-0587-0		Mer	Th 30,0	
	05-	⌘	F/R		22-0809-0	22-0809-0K	Mer	Th 29,0	
Route 370.24 Eng.dCi 11E (266kW)	01-05		F/R		22-0587-0		Mer	Th 30,0	
	05-	⌘	F/R		22-0809-0	22-0809-0K	Mer	Th 29,0	
Route 370.26 Eng.dCi 11E (266kW)	01-05		F/R		22-0587-0		Mer	Th 30,0	
	05-	⌘	F/R		22-0809-0	22-0809-0K	Mer	Th 29,0	
Route 385.18,400.18 Eng.MIDR 0623.56 (280-288kW)	-00		F		22-0586-0		Mer	Th 28,0	
	-00	⌘	F		22-0589-0		Mer	Th 28,0	
	00-		F/R		22-0587-0		Mer	Th 30,0	
Route 385.19,400.19 Eng.MIDR 0623.56 (280-288kW)	-00		F		22-0586-0		Mer	Th 28,0	
	-00	⌘	F		22-0589-0		Mer	Th 28,0	
	00-		F/R		22-0587-0		Mer	Th 30,0	
Route 385.24,400.24 Eng.MIDR 0623.56 (280-288kW)	-00		F		22-0586-0		Mer	Th 28,0	
	-00	⌘	F		22-0589-0		Mer	Th 28,0	
	00-		F/R		22-0587-0		Mer	Th 30,0	
Route 385.26,400.26 Eng.MIDR 0623.56 (280-288kW)	-00		F		22-0586-0		Mer	Th 28,0	
	-00	⌘	F		22-0589-0		Mer	Th 28,0	
	00-		F/R		22-0587-0		Mer	Th 30,0	
Route 420.18 Eng.dCi 11C (303kW)	00-	⌘	F/R		22-0587-0		Mer	Th 30,0	
Route 420.24 Eng.dCi 11C (303kW)	00-	⌘	F/R		22-0587-0		Mer	Th 30,0	
Route 420.25 Eng.dCi 11C (303kW)	00-	⌘	F/R		22-0587-0		Mer	Th 30,0	
Route 420.26 Eng.dCi 11C (303kW)	00-	⌘	F/R		22-0587-0		Mer	Th 30,0	
<b>Premium II 10/01-</b>									
Distribution 240.18 D Eng.DXi 7 (177kW)	05-	⌘	F/R		22-0809-0	22-0809-0K	Mer	Th 29,0	
Distribution 280.18 D Eng.DXi 7 (206kW)	05-	⌘	F/R		22-0809-0	22-0809-0K	Mer	Th 29,0	
Distribution 280.26 Eng.DXi 7 (206kW)	05-	⌘	F/R		22-0809-0	22-0809-0K	Mer	Th 29,0	
Distribution 320.18 Eng.DXi 7 (235kW)	01-05		F/R		22-0587-0		Mer	Th 30,0	
	05-	⌘	F/R		22-0809-0	22-0809-0K	Mer	Th 29,0	
Distribution 320.26 Eng.DXi 7 (235kW)	01-05		F/R		22-0587-0		Mer	Th 30,0	
	05-	⌘	F/R		22-0809-0	22-0809-0K	Mer	Th 29,0	
Distribution 370.18 D Eng.DXi 11 (272kW)	01-05		F/R		22-0587-0		Mer	Th 30,0	
	05-	⌘	F/R		22-0809-0	22-0809-0K	Mer	Th 29,0	
Distribution 370.26 Eng.DXi 11 (272kW)	01-05		F/R		22-0587-0		Mer	Th 30,0	
	05-	⌘	F/R		22-0809-0	22-0809-0K	Mer	Th 29,0	
Distribution 410.18 D Eng.DXi 11 (302kW)	05-	⌘	F/R		22-0809-0	22-0809-0K	Mer	Th 29,0	
Distribution 410.26 Eng.DXi 11 (302kW)	05-	⌘	F/R		22-0809-0	22-0809-0K	Mer	Th 29,0	
Distribution 450.18 D Eng.DXi 11 (331kW)	05-	⌘	F/R		22-0809-0	22-0809-0K	Mer	Th 29,0	
Route 410.18 Eng.DXi 11 (302kW)	05-	⌘	F/R		22-0809-0	22-0809-0K	Mer	Th 29,0	
Route 410.24 Eng.DXi 11 (302kW)	05-	⌘	F/R		22-0809-0	22-0809-0K	Mer	Th 29,0	
Route 410.25 Eng.DXi 11 (302kW)	05-	⌘	F/R		22-0809-0	22-0809-0K	Mer	Th 29,0	
Route 410.26 Eng.DXi 11 (302kW)	05-	⌘	F/R		22-0809-0	22-0809-0K	Mer	Th 29,0	
Route 450.18 Eng.DXi 11 (331kW)	05-	⌘	F/R		22-0809-0	22-0809-0K	Mer	Th 29,0	
Route 450.24 Eng.DXi 11 (331kW)	05-	⌘	F/R		22-0809-0	22-0809-0K	Mer	Th 29,0	
Route 450.25 Eng.DXi 11 (331kW)	05-	⌘	F/R		22-0809-0	22-0809-0K	Mer	Th 29,0	
Route 450.26 Eng.DXi 11 (331kW)	05-	⌘	F/R		22-0809-0	22-0809-0K	Mer	Th 29,0	
<b>R312 Bus 1/88-12/98</b>									
R312 Eng.MIDR 0620.45 (145kW)	1/88-12/98	⌘	F/R		22-0648-0		Bre	Th 19,0	












































### ROR / AXLE











































<b>Meritor 1/00-</b>									
D-Duco	1/00-	⌘	F		22-0593-0		Mer	Th 29,0	
DX195	1/00-	⌘	F		22-0603-0		Mer	Th 27,0	
DX225	1/00-	⌘	F		22-0603-0		Mer	Th 27,0	
Elsa 195	1/04-	⌘	F		22-0650-0		Mer	Th 30,0	
Elsa 225-1	1/05-	⌘	F		22-0808-0	22-0808-1K	Mer	Th 29,0	
Elsa 225-3	1/05-	⌘	F		22-0809-0	22-0809-1K	Mer	Th 29,0	








































				Spare Parts	F/R	L/R	METELLI ref.	METELLI ref. w/KIT		DIMENSIONS mm.	NOTE
<b>100 (METRO) (Xp) 3/90-12/98</b>											
111, Cabrio Eng.11K2A/ D (44kW)	-91		F				22-0052-0		Lock	Th 15,0	
	91-		F				22-0121-0		Gir	Th 18,0	
	90-98		F				23-0136			Ø 240,0 Th 12,8-11,7	
	3/90-12/98		R				53-0004		Ap	177,8x32	Hand Brake
114 D Eng.TUD3 (38kW)	90-98		R				18-0096			Ø 177,8	
	10/92-12/94		F				22-0121-0		Gir	Th 18,0	
	10/92-12/94		F				22-0052-0		Lock	Th 15,0	
	92-94		F				23-0136			Ø 240,0 Th 12,8-11,7	
114 GTI 16v, GSi, Cabrio Eng.14K4F (76kW)	10/92-12/94		R				53-0004		Ap	177,8x32	Hand Brake
	92-94		R				18-0096			Ø 177,8	
	-91		F				22-0052-0		Lock	Th 15,0	
	91-		F				22-0121-0		Gir	Th 18,0	
114 GTI/GT 16v, Kat Eng.14K4C/ D (66-69-70kW)	91-98		F				23-0265			Ø 243,0 Th 22,0-18,0	Vent.
	8/91-12/98		R				53-0004		Ap	177,8x32	Hand Brake
	91-98		R				18-0096			Ø 177,8	
	-91		F				22-0052-0		Lock	Th 15,0	
114, Cabrio Eng.14K2A/ D (55kW)	91-		F				22-0121-0		Gir	Th 18,0	
	90-98		F				23-0136			Ø 240,0 Th 12,8-11,7	
	3/90-12/98		R				53-0004		Ap	177,8x32	Hand Brake
	90-98		R				18-0096			Ø 177,8	
115 D Eng.TUD5 (42kW)	12/94-12/98		F				22-0121-0		Gir	Th 18,0	
	12/94-12/98		F				22-0052-0		Lock	Th 15,0	
	94-98		F				23-0136			Ø 240,0 Th 12,8-11,7	
	12/94-12/98		R				53-0004		Ap	177,8x32	Hand Brake
1000-Series Mk II 1/67-12/78	94-98		R				18-0096			Ø 177,8	
	1.1 Eng.10H (33-36-40-41kW)	70-78		R			53-0377		Ap	203,2x38	
	1.3 (39kW)	70-78		R			53-0377		Ap	203,2x38	
	1.3 GT (50kW)	70-78		R			53-0377		Ap	203,2x38	
<b>200 I (XH) 3/85-9/89</b>											
213 Eng.EV2 (54kW)	9/85-9/89		F				22-0054-1		Sum	Th 15,0	
	85-89		F				23-0266			Ø 230,8 Th 12,0-10,0	
	9/85-9/89		R				53-0150		Ake	180,0x31	
	85-89		R				18-0092			Ø 180,0	
216 EFi Eng.16H (61kW)	3/85-9/89		F				22-0054-1		Sum	Th 15,0	
	85-89		F				23-0266			Ø 230,8 Th 12,0-10,0	
	3/85-9/89		R				53-0150		Ake	180,0x31	
	85-89		R				18-0092			Ø 180,0	
216 Vitesse Eng.16H (75kW)	3/85-9/89		F				22-0054-1		Sum	Th 15,0	
	85-89		F				23-0165			Ø 230,7 Th 17,0-15,0	Vent.
	3/85-9/89		R				53-0150		Ake	180,0x31	
	85-89		R				18-0092			Ø 180,0	
<b>200 II (XW), Coupé 10/89-11/99</b>											
214 Eng.14K2A/ D (55kW)	9/93-10/95		F				22-0174-0		Gir	Th 17,5	+ABS
	9/93-10/95		F				22-0119-0		Gir	Th 17,5	-ABS
	93-95		F				23-0268			Ø 237,8 Th 12,7-10,7	
	93-95		F				23-0235			Ø 262,0 Th 21,0-19,0	Vent., +ABS
	9/93-10/95		R				53-0006		Luc	203,0x38	Hand Brake
	93-95		R				18-0097			Ø 203,0	
214 16v Si, GSi, Cabrio Eng.14K4F (76kW)	1/93-11/99		F				22-0174-0		Gir	Th 17,5	+ABS
	1/93-11/99		F				22-0119-0		Gir	Th 17,5	-ABS
	93-99		F				23-0268			Ø 237,8 Th 12,7-10,7	
	93-99		F				23-0235			Ø 262,0 Th 21,0-19,0	Vent., +ABS
	93-99		R				23-0267			Ø 239,0 Th 10,0-8,0	+ABS
	1/93-11/99		R				53-0006		Luc	203,0x38	Hand Brake
214 Si, Gsi, Cabrio Eng.14K4C (66-70kW)	93-99		R				18-0097			Ø 203,0	
	1/90-10/95		F				22-0174-0		Gir	Th 17,5	+ABS
	1/90-10/95		F				22-0119-0		Gir	Th 17,5	-ABS
1/90-10/95		R				22-0170-1		Ake	Th 13,0	+ABS	






































		Spare Parts	F/R	L/R	METELLI ref.	METELLI ref. w/KIT		DIMENSIONS mm.	NOTE
214 Si, Gsi, Cabrio Eng.14K4C (66-70kW)	90-95		F		23-0235			Ø 262,0 Th 21,0-19,0	Vent., +ABS
	90-95		R		23-0267			Ø 239,0 Th 10,0-8,0	+ABS
	1/90-10/95		R		53-0006		Luc	203,0x38	Hand Brake
	90-95		R		18-0097			Ø 203,0	
214, Si, GSi, Cabrio Eng.14K4C/ D (66kW)	10/89-11/99		F		22-0174-0		Gir	Th 17,5	+ABS
	10/89-11/99		F		22-0119-0		Gir	Th 17,5	-ABS
	10/89-11/99		R		22-0170-1		Ake	Th 13,0	+ABS
	89-99		F		23-0268			Ø 237,8 Th 12,7-10,7	
	89-99		F		23-0235			Ø 262,0 Th 21,0-19,0	Vent., +ABS
	89-99		R		23-0267			Ø 239,0 Th 10,0-8,0	+ABS
	10/89-11/99		R		53-0006		Luc	203,0x38	Hand Brake
	89-99		R		18-0097			Ø 203,0	
216 16v Cabrio Eng.16K4F (82kW)	1/96-11/99		F		22-0174-0		Gir	Th 17,5	
	1/96-11/99		R		22-0170-1		Ake	Th 13,0	
	96-99		F		23-0235			Ø 262,0 Th 21,0-19,0	Vent., +ABS
	96-99		R		23-0267			Ø 239,0 Th 10,0-8,0	+ABS
	1/96-11/99		R		53-0006		Luc	203,0x38	Hand Brake
	96-99		R		18-0097			Ø 203,0	
216 GSi Eng.D16A7 (85kW)	10/89-10/95		F		22-0174-0		Gir	Th 17,5	
	10/89-10/95		R		22-0170-1		Ake	Th 13,0	
	89-95		F		23-0235			Ø 262,0 Th 21,0-19,0	Vent., +ABS
	89-95		R		23-0267			Ø 239,0 Th 10,0-8,0	+ABS
	10/89-10/95		R		53-0006		Luc	203,0x38	Hand Brake
	89-95		R		18-0097			Ø 203,0	
216 GSi Eng.D16Z2 (82kW)	10/89-10/95		F		22-0174-0		Gir	Th 17,5	
	10/89-10/95		R		22-0170-1		Ake	Th 13,0	
	89-95		F		23-0235			Ø 262,0 Th 21,0-19,0	Vent., +ABS
	89-95		R		23-0267			Ø 239,0 Th 10,0-8,0	+ABS
	10/89-10/95		R		53-0006		Luc	203,0x38	Hand Brake
	89-95		R		18-0097			Ø 203,0	
216 GTi Eng.D16A9 (96kW)	9/90-10/95		F		22-0174-0		Gir	Th 17,5	
	9/90-10/95		R		22-0170-1		Ake	Th 13,0	
	9/90-10/95		R		53-0006		Luc	203,0x38	Hand Brake
216, GTi, Cabrio Eng.D16A8 (90kW)	9/90-11/99		F		22-0174-0		Gir	Th 17,5	
	9/90-11/99		R		22-0170-1		Ake	Th 13,0	
	90-99		F		23-0235			Ø 262,0 Th 21,0-19,0	Vent., +ABS
	90-99		R		23-0267			Ø 239,0 Th 10,0-8,0	+ABS
	9/90-11/99		R		53-0006		Luc	203,0x38	Hand Brake
	90-99		R		18-0097			Ø 203,0	
218 D Eng.XUD9AL (49-52kW)	9/91-10/95		F		22-0174-0		Gir	Th 17,5	+ABS
	9/91-10/95		F		22-0119-0		Gir	Th 17,5	-ABS
	9/91-10/95		R		22-0170-1		Ake	Th 13,0	
	91-95		F		23-0235			Ø 262,0 Th 21,0-19,0	Vent.
	9/91-10/95		R		53-0006		Luc	203,0x38	Hand Brake
	91-95		R		18-0097			Ø 203,0	
218 TD Eng.XUD7TE (65kW)	9/91-10/95		F		22-0174-0		Gir	Th 17,5	+ABS
	9/91-10/95		F		22-0119-0		Gir	Th 17,5	-ABS
	9/91-10/95		R		22-0170-1		Ake	Th 13,0	
	91-95		F		23-0268			Ø 237,8 Th 12,7-10,7	
	91-95		F		23-0235			Ø 262,0 Th 21,0-19,0	Vent., +ABS
	91-95		R		23-0267			Ø 239,0 Th 10,0-8,0	+ABS
	9/91-10/95		R		53-0006		Luc	203,0x38	Hand Brake
	91-95		R		18-0097			Ø 203,0	
220 GTi Eng.20M4F (103kW)	9/91-10/95		F		22-0174-0		Gir	Th 17,5	
	9/91-10/95		R		22-0170-1		Ake	Th 13,0	
	91-95		F		23-0235			Ø 262,0 Th 21,0-19,0	Vent., +ABS
	91-95		R		23-0267			Ø 239,0 Th 10,0-8,0	+ABS
	91-95		R		18-0097			Ø 203,0	
220 GTi T. (132kW)	1/94-11/99		F		22-0174-0		Gir	Th 17,5	
	1/94-11/99		R		22-0170-1		Ake	Th 13,0	
220 GTi, GSi Eng.20T4H (100kW)	1/93-11/99		F		22-0174-0		Gir	Th 17,5	
	1/93-11/99		R		22-0170-1		Ake	Th 13,0	
	93-99		F		23-0235			Ø 262,0 Th 21,0-19,0	Vent., +ABS
	93-99		R		23-0267			Ø 239,0 Th 10,0-8,0	+ABS
220 T. Eng.20T4G (147kW)	1/93-10/95		F		22-0174-0		Gir	Th 17,5	
	1/93-10/95		R		22-0170-1		Ake	Th 13,0	































		Spare Parts	F/R	L/R	METELLI ref.	METELLI ref. w/KIT		DIMENSIONS mm.	NOTE
220 T. Eng.20T4G (147kW)	93-95		F		23-0235			Ø 262,0 Th 21,0-19,0	Vent., +ABS
	93-95		R		23-0267			Ø 239,0 Th 10,0-8,0	+ABS
	93-95		R		18-0097			Ø 203,0	
<b>200 III (RF) 11/95-3/00</b>									
211 Eng.11K2A/ D (44kW)	1/98-3/00		F		22-0174-0		Gir	Th 17,5	
	1/98-3/00		R		22-0170-1		Ake	Th 13,0	+ABS
	98-		R		18-0097			Ø 203,0	
214 Eng.14K2F (55kW)	11/95-3/00		F		22-0174-0		Gir	Th 17,5	
	11/95-3/00		R		22-0170-1		Ake	Th 13,0	
	95-00		F		23-0430			Ø 262,0 Th 13,0-11,0	-ABS
	95-00		F		23-0344			Ø 262,0 Th 21,0-19,0	Vent., +ABS
	95-00		R		23-0267			Ø 239,0 Th 10,0-8,0	+ABS
	11/95-3/00		R		53-0006		Luc	203,0x38	Hand Brake
214 Si Eng.14K4F (76kW)	11/95-3/00		F		22-0174-0		Gir	Th 17,5	
	11/95-3/00		R		22-0170-1		Ake	Th 13,0	
	95-00		F		23-0430			Ø 262,0 Th 13,0-11,0	-ABS
	95-00		F		23-0344			Ø 262,0 Th 21,0-19,0	Vent., +ABS
	95-00		R		23-0267			Ø 239,0 Th 10,0-8,0	+ABS
	11/95-3/00		R		53-0006		Luc	203,0x38	Hand Brake
216 Si Eng.16K4F (82kW)	11/95-3/00		F		22-0174-0		Gir	Th 17,5	
	11/95-3/00		R		22-0170-1		Ake	Th 13,0	
	95-00		F		23-0344			Ø 262,0 Th 21,0-19,0	Vent.
	95-00		R		23-0267			Ø 239,0 Th 10,0-8,0	+ABS
	11/95-3/00		R		53-0006		Luc	203,0x38	Hand Brake
	95-00		R		18-0097			Ø 203,0	
218 Eng.18K4K(VVC) (88-107kW)	11/95-3/00		F		22-0174-0		Gir	Th 17,5	
	11/95-3/00		R		22-0170-1		Ake	Th 13,0	
	95-00		F		23-0344			Ø 262,0 Th 21,0-19,0	Vent.
	95-00		R		23-0267			Ø 239,0 Th 10,0-8,0	+ABS
	95-00		R		18-0097			Ø 203,0	
220 D/SD Eng.20T2R (63kW)	11/95-3/00		F		22-0174-0		Gir	Th 17,5	
	11/95-3/00		R		22-0170-1		Ake	Th 13,0	
	95-00		F		23-0430			Ø 262,0 Th 13,0-11,0	
	11/95-3/00		R		53-0006		Luc	203,0x38	Hand Brake
	95-00		R		18-0097			Ø 203,0	
220 SDi Eng.20T2N (74-77kW)	11/95-3/00		F		22-0174-0		Gir	Th 17,5	
	11/95-3/00		R		22-0170-1		Ake	Th 13,0	
	95-00		F		23-0344			Ø 262,0 Th 21,0-19,0	Vent., +ABS
	95-00		R		23-0267			Ø 239,0 Th 10,0-8,0	+ABS
	11/95-3/00		R		53-0006		Luc	203,0x38	Hand Brake
	95-00		R		18-0097			Ø 203,0	
<b>2000-3500 (SD1) 6/76-10/86</b>									
2.0 Eng.20V (74-75kW)	-84		F		22-0678-1		Lock	Th 15,0	
	84-		F		22-0016-5		Lock	Th 18,0	
2.3 Eng.10C/ 11C (88-92kW)	-84		F		22-0678-1		Lock	Th 15,0	
	84-		F		22-0016-5		Lock	Th 18,0	
2.4 TD Eng.VM HR492 (67kW)	-84		F		22-0678-1		Lock	Th 15,0	
	84-		F		22-0016-5		Lock	Th 18,0	
2.6, S Eng.12C/ 13C (93-99kW)	-84		F		22-0678-1		Lock	Th 15,0	
	84-		F		22-0016-5		Lock	Th 18,0	
3.5 Eng.38A/ 39A (115-116kW)	-84		F		22-0678-1		Lock	Th 15,0	
	84-		F		22-0016-5		Lock	Th 18,0	
3.5 Vitesse Eng.30A/ 31A (142kW)	-84		F		22-0678-1		Lock	Th 15,0	
	84-		F		22-0016-5		Lock	Th 18,0	
<b>2200-3500 (P6) 9/63-5/76</b>									
3.5 (104kW)	4/68-5/76		R		53-0366		Luc	279,4x57	M/T+A/T, Hand Brake
3.5 (110kW)	4/68-5/76		R		53-0366		Luc	279,4x57	M/T+A/T, Hand Brake
<b>25 (RF) 10/99-</b>									
1.1 (44kW)	01-04		F		22-0174-0		Gir	Th 17,5	
	01-04		F		23-0430			Ø 262,0 Th 13,0-11,0	
	01-04		R		18-0377			Ø 203,0	
1.1 16v Eng.11K4F (55kW)	04-		F		22-0174-0		Gir	Th 17,5	
	04-		F		23-0430			Ø 262,0 Th 13,0-11,0	
1.4 Eng.14K4M (62kW)	10/99-		F		22-0174-0		Gir	Th 17,5	
	10/99-1/00		F		23-0430			Ø 262,0 Th 13,0-11,0	
































		Spare Parts	F/R	L/R	METELLI ref.	METELLI ref. w/KIT		DIMENSIONS mm.	NOTE
1.4 Eng.14K4M (62kW)	2/00-		F		23-0344			Ø 262,0 Th 21,0-19,0	Vent.
	10/99-		R		23-0267			Ø 239,0 Th 10,0-8,0	
	10/99-		R		53-0006		Luc	203,0x38	Hand Brake
	10/99-		R		18-0377			Ø 203,0	
1.4 16v Eng.14K4F (76kW)	10/99-		F		22-0174-0		Gir	Th 17,5	
	10/99-1/00		F		23-0430			Ø 262,0 Th 13,0-11,0	
	2/00-		F		23-0344			Ø 262,0 Th 21,0-19,0	Vent.
	10/99-		R		23-0267			Ø 239,0 Th 10,0-8,0	
	10/99-		R		53-0006		Luc	203,0x38	Hand Brake
	10/99-		R		18-0377			Ø 203,0	
1.6 16v Eng.16K4F/16 (80kW)	10/99-		F		22-0174-0		Gir	Th 17,5	
	10/99-1/00		F		23-0430			Ø 262,0 Th 13,0-11,0	
	2/00-		F		23-0344			Ø 262,0 Th 21,0-19,0	Vent.
	10/99-		R		23-0267			Ø 239,0 Th 10,0-8,0	
	10/99-		R		53-0006		Luc	203,0x38	Hand Brake
	10/99-		R		18-0097			Ø 203,0	
1.8 16v Eng.18K4F/16 (85kW)	10/99-		F		22-0174-0		Gir	Th 17,5	
	10/99-		R		22-0170-1		Ake	Th 13,0	
	10/99-1/00		F		23-0430			Ø 262,0 Th 13,0-11,0	
	2/00-		F		23-0344			Ø 262,0 Th 21,0-19,0	Vent.
	2/00-		R		23-0267			Ø 239,0 Th 10,0-8,0	
	10/99-		R		18-0377			Ø 203,0	
1.8 16v Eng.18K4K(VVC) (107kW)	2/00-		F		22-0174-0		Gir	Th 17,5	
	2/00-		R		22-0170-1		Ake	Th 13,0	
	2/00-		F		23-0344			Ø 262,0 Th 21,0-19,0	Vent.
	2/00-		R		23-0267			Ø 239,0 Th 10,0-8,0	
	2/00-		R		18-0377			Ø 203,0	
	2/00-		R		18-0377			Ø 203,0	
2.0 i DT Eng.20T2N (74-77kW)	10/99-		F		22-0174-0		Gir	Th 17,5	
	10/99-1/00		F		23-0430			Ø 262,0 Th 13,0-11,0	
	2/00-		F		23-0344			Ø 262,0 Th 21,0-19,0	Vent.
	10/99-		R		23-0267			Ø 239,0 Th 10,0-8,0	
	10/99-		R		53-0006		Luc	203,0x38	Hand Brake
	10/99-		R		18-0377			Ø 203,0	
<b>400 I (XW) 4/90-4/95</b>									
414 GSI/SI Kat Eng.14K4F (76kW)	1/93-4/95		F		22-0119-0		Gir	Th 17,5	
	1/93-4/95		F		22-0174-0		Gir	Th 17,5	+ABS
	1/93-4/95		R		22-0170-1		Ake	Th 13,0	+ABS
	93-95		F		23-0268			Ø 237,8 Th 12,7-10,7	
	93-95		F		23-0235			Ø 262,0 Th 21,0-19,0	Vent., +ABS
	93-95		R		23-0267			Ø 239,0 Th 10,0-8,0	+ABS
	1/93-4/95		R		53-0006		Luc	203,0x38	Hand Brake
	93-95		R		18-0097			Ø 203,0	
	93-95		R		18-0097			Ø 203,0	
414 Si, Gsi Eng.14K4C/ D (66kW)	4/90-4/95		F		22-0119-0		Gir	Th 17,5	
	4/90-4/95		F		22-0174-0		Gir	Th 17,5	+ABS
	4/90-4/95		R		22-0170-1		Ake	Th 13,0	+ABS
	90-95		F		23-0268			Ø 237,8 Th 12,7-10,7	
	90-95		F		23-0235			Ø 262,0 Th 21,0-19,0	Vent., +ABS
	90-95		R		23-0267			Ø 239,0 Th 10,0-8,0	+ABS
	4/90-4/95		R		53-0006		Luc	203,0x38	Hand Brake
	90-95		R		18-0097			Ø 203,0	
414 Si, Gsi, Cabrio Eng.14K4C/ D (69-70kW)	1/93-4/95		F		22-0119-0		Gir	Th 17,5	
	1/93-4/95		F		22-0174-0		Gir	Th 17,5	+ABS
	1/93-4/95		R		22-0170-1		Ake	Th 13,0	+ABS
	1/93-4/95		R		53-0006		Luc	203,0x38	Hand Brake
	93-95		R		18-0097			Ø 203,0	
416 GSI, SW Eng.D16Z2 (82kW)	4/90-4/95		F		22-0174-0		Gir	Th 17,5	
	4/90-4/95		R		22-0170-1		Ake	Th 13,0	+ABS
	90-95		F		23-0235			Ø 262,0 Th 21,0-19,0	Vent., +ABS
	90-95		R		23-0267			Ø 239,0 Th 10,0-8,0	+ABS
	4/90-4/95		R		53-0006		Luc	203,0x38	Hand Brake
	90-95		R		18-0097			Ø 203,0	
416 GSI/GSE Eng.16K16 (85kW)	4/90-4/95		F		22-0174-0		Gir	Th 17,5	
	4/90-4/95		R		22-0170-1		Ake	Th 13,0	+ABS
	90-95		F		23-0235			Ø 262,0 Th 21,0-19,0	Vent., +ABS
	90-95		R		23-0267			Ø 239,0 Th 10,0-8,0	+ABS
	4/90-4/95		R		53-0006		Luc	203,0x38	Hand Brake

























































		Spare Parts	F/R	L/R	METELLI ref.	METELLI ref. w/KIT		DIMENSIONS mm.	NOTE
416 GTI, SW Eng.D16A8 (90kW)	4/90-4/95		F		22-0174-0		Gir	Th 17,5	
	4/90-4/95		R		22-0170-1		Ake	Th 13,0	+ABS
	90-95		F		23-0235			Ø 262,0 Th 21,0-19,0	Vent., +ABS
	90-95		R		23-0267			Ø 239,0 Th 10,0-8,0	+ABS
	4/90-4/95		R		53-0006		Luc	203,0x38	Hand Brake
90-95	R			18-0097			Ø 203,0		
416 GTI/GTE Eng.D16A9 (96kW)	4/90-4/95		F		22-0174-0		Gir	Th 17,5	
	4/90-4/95		R		22-0170-1		Ake	Th 13,0	+ABS
	90-95		F		23-0235			Ø 262,0 Th 21,0-19,0	Vent., +ABS
	90-95		R		23-0267			Ø 239,0 Th 10,0-8,0	+ABS
	4/90-4/95		R		53-0006		Luc	203,0x38	Hand Brake
	R								
418 D Eng.XUD9AL (49kW)	9/91-4/95		F		22-0119-0		Gir	Th 17,5	
	9/91-4/95		F		22-0174-0		Gir	Th 17,5	+ABS
	9/91-4/95		R		22-0170-1		Ake	Th 13,0	+ABS
	91-95		F		23-0235			Ø 262,0 Th 21,0-19,0	Vent.
	9/91-4/95		R		53-0006		Luc	203,0x38	Hand Brake
	91-95		R		18-0095			Ø 203,0	RHD
418 TD, SW Eng.XUD7TE (65kW)	9/91-4/95		F		22-0119-0		Gir	Th 17,5	
	9/91-4/95		F		22-0174-0		Gir	Th 17,5	+ABS
	9/91-4/95		R		22-0170-1		Ake	Th 13,0	+ABS
	91-95		F		23-0268			Ø 237,8 Th 12,7-10,7	
	91-95		F		23-0235			Ø 262,0 Th 21,0-19,0	Vent., +ABS
	91-95		R		23-0267			Ø 239,0 Th 10,0-8,0	+ABS
	9/91-4/95		R		53-0006		Luc	203,0x38	Hand Brake
	91-95		R		18-0095			Ø 203,0	RHD
	420 GSI/SLI/GTI/Vitesse, SW Eng.20T4H (100-132kW)	1/93-4/95		F		22-0174-0		Gir	Th 17,5
1/93-4/95		R			22-0170-1		Ake	Th 13,0	
93-95			F		23-0235			Ø 262,0 Th 21,0-19,0	Vent., +ABS
93-95			R		23-0267			Ø 239,0 Th 10,0-8,0	+ABS
93-95			R		18-0097			Ø 203,0	
420 GTI/GSI/Vitesse Eng.20M4F (103kW)	2/92-4/95		F		22-0174-0		Gir	Th 17,5	
	2/92-4/95		R		22-0170-1		Ake	Th 13,0	
	92-95		F		23-0235			Ø 262,0 Th 21,0-19,0	Vent., +ABS
	92-95		R		23-0267			Ø 239,0 Th 10,0-8,0	+ABS
	92-95		R		18-0097			Ø 203,0	
420 T. Eng.20T4G (147kW)	1/93-4/95		F		22-0174-0		Gir	Th 17,5	
	1/93-4/95		R		22-0170-1		Ake	Th 13,0	
	93-95		F		23-0235			Ø 262,0 Th 21,0-19,0	Vent., +ABS
	93-95		R		23-0267			Ø 239,0 Th 10,0-8,0	+ABS
	93-95		R		18-0097			Ø 203,0	
<b>400 II (RT) 5/95-3/00</b>									
414 Si Eng.14K4F (76kW)	5/95-3/00		F		22-0174-0		Gir	Th 17,5	
	5/95-3/00		R		22-0170-1		Ake	Th 13,0	+ABS
	95-00		F		23-0430			Ø 262,0 Th 13,0-11,0	
	95-00		F		23-0344			Ø 262,0 Th 21,0-19,0	Vent., +ABS
	95-00		R		23-0267			Ø 239,0 Th 10,0-8,0	+ABS
	5/95-3/00		R		53-0006		Luc	203,0x38	Hand Brake
95-00		R		18-0097			Ø 203,0		
416 Si Eng.16K4F (82kW)	5/95-3/00		F		22-0174-0		Gir	Th 17,5	
	5/95-3/00		R		22-0170-1		Ake	Th 13,0	+ABS
	95-00		F		23-0344			Ø 262,0 Th 21,0-19,0	Vent.
	95-00		R		23-0267			Ø 239,0 Th 10,0-8,0	+ABS
	5/95-3/00		R		53-0006		Luc	203,0x38	Hand Brake
	95-00		R		18-0097			Ø 203,0	
416 Si Eng.D16Y2 (83kW)	5/95-3/00		F		22-0174-0		Gir	Th 17,5	
	5/95-3/00		R		22-0170-1		Ake	Th 13,0	+ABS
	95-00		F		23-0344			Ø 262,0 Th 21,0-19,0	Vent.
	95-00		R		23-0267			Ø 239,0 Th 10,0-8,0	+ABS
	5/95-3/00		R		53-0006		Luc	203,0x38	Hand Brake
95-00	R			18-0097			Ø 203,0		
418 SW Eng.18K4K(VVC) (88-107kW)	96-98		F		23-0235			Ø 262,0 Th 21,0-19,0	Vent.
	6/96-11/98		R		53-0006		Luc	203,0x38	Hand Brake
420 D Eng.20T2R (63kW)	11/95-3/00		F		22-0174-0		Gir	Th 17,5	
	11/95-3/00		R		22-0170-1		Ake	Th 13,0	
	95-00		F		23-0430			Ø 262,0 Th 13,0-11,0	
	11/95-3/00		R		53-0006		Luc	203,0x38	Hand Brake
	95-00		R		18-0097			Ø 203,0	







































































		Spare Parts	F/R	L/R	METELLI ref.	METELLI ref. w/KIT		DIMENSIONS mm.	NOTE
420 Di Eng.20T2N (74-77kW)	5/95-3/00		F		22-0174-0		Gir	Th 17,5	
	5/95-3/00		R		22-0170-1		Ake	Th 13,0	
	95-00		F		23-0344			Ø 262,0 Th 21,0-19,0	Vent., +ABS
	95-00		R		23-0267			Ø 239,0 Th 10,0-8,0	+ABS
	5/95-3/00		R		53-0006		Luc	203,0x38	Hand Brake
95-00	R			18-0097			Ø 203,0		
420 Si Lux Eng.20T4H/ T16 (100kW)	12/95-3/00		F		22-0174-0		Gir	Th 17,5	
	12/95-3/00		R		22-0170-1		Ake	Th 13,0	
	95-00		F		23-0344			Ø 262,0 Th 21,0-19,0	Vent.
	95-00		R		23-0267			Ø 239,0 Th 10,0-8,0	
	12/95-3/00		R		53-0006		Luc	203,0x38	Hand Brake
95-00	R			18-0097			Ø 203,0		
<b>45 (RT) 2/00-</b>									
1.4 16v Eng.14K4F (76kW)	2/00-00		F		22-0174-0		Gir	Th 17,5	
	2/00-00		F		23-0430			Ø 262,0 Th 13,0-11,0	
	2/00-00		R		53-0006		Luc	203,0x38	Hand Brake
	2/00-00		R		18-0377			Ø 203,0	
1.6 16v Eng.16K4F/16 (80kW)	2/00-00		F		22-0174-0		Gir	Th 17,5	
	2/00-00		R		22-0170-1		Ake	Th 13,0	
	2/00-00		F		23-0430			Ø 262,0 Th 13,0-11,0	
	2/00-00		R		53-0006		Luc	203,0x38	Hand Brake
2/00-00		R		18-0377			Ø 203,0		
1.8 16v Eng.18K4F/16 (85-86kW)		2/00-00		F		22-0174-0		Gir	Th 17,5
	2/00-00	R			22-0170-1		Ake	Th 13,0	
	2/00-00		F		23-0344			Ø 262,0 Th 21,0-19,0	Vent.
	2/00-00		R		23-0267			Ø 239,0 Th 10,0-8,0	
2/00-00		R		18-0377			Ø 203,0		
2.0 i DT Eng.20T2N (74-77kW)		2/00-00		F		22-0174-0		Gir	Th 17,5
	2/00-00	F			23-0430			Ø 262,0 Th 13,0-11,0	
	2/00-00		R		53-0006		Luc	203,0x38	Hand Brake
	2/00-00		R		18-0377			Ø 203,0	
2.0 TD Eng.20T2 (83kW)	2/00-00		F		22-0174-0		Gir	Th 17,5	
	2/00-00		F		23-0344			Ø 262,0 Th 21,0-19,0	Vent.
2/00-00		R		23-0267			Ø 239,0 Th 10,0-8,0		
2/00-00		R		23-0267			Ø 239,0 Th 10,0-8,0		
2.0 V6 Eng.20K4F (110kW)	2/00-00		F		22-0174-0		Gir	Th 17,5	
	2/00-00		R		22-0170-1		Ake	Th 13,0	
2/00-00		R		23-0267			Ø 239,0 Th 10,0-8,0		
<b>600 (RH) 8/93-2/99</b>									
618 Eng.F18A3 (85kW)	3/96-2/99		F		22-0298-0		Ake	Th 17,5	15Inch Wheels
	3/96-2/99		F		22-0172-0		Ake	Th 18,5	14Inch Wheels
	3/96-2/99		R		22-0173-0		Ake	Th 15,0	
	96-99		F		23-0360			Ø 260,0 Th 23,0-21,0	Vent.
	96-99		R		23-0361			Ø 260,0 Th 10,0-8,0	
620 Eng.F20Z1 (96kW)	8/93-2/99		F		22-0298-0		Ake	Th 17,5	15Inch Wheels
	8/93-2/99		F		22-0172-0		Ake	Th 18,5	14Inch Wheels
	8/93-2/99		R		22-0173-0		Ake	Th 15,0	
	93-99		F		23-0362			Ø 281,7 Th 23,0-21,0	Vent.
	93-99		R		23-0361			Ø 260,0 Th 10,0-8,0	
620 Eng.F20Z1/ Z2 (85-96kW)	8/93-6/96		F		22-0298-0		Ake	Th 17,5	15Inch Wheels
	8/93-6/96		F		22-0172-0		Ake	Th 18,5	14Inch Wheels
	8/93-6/96		R		22-0173-0		Ake	Th 15,0	
	93-96		F		23-0360			Ø 260,0 Th 23,0-21,0	Vent.
	93-96		R		23-0361			Ø 260,0 Th 10,0-8,0	
620 Di Eng.20T2N (77kW)	94-99		F		22-0298-0		Ake	Th 17,5	15Inch Wheels
	94-99		F		22-0172-0		Ake	Th 18,5	14Inch Wheels
	94-99		R		22-0173-0		Ake	Th 15,0	
	94-99		F		23-0360			Ø 260,0 Th 23,0-21,0	Vent.
	94-99		R		23-0361			Ø 260,0 Th 10,0-8,0	
620 SDi Eng.20T2N (74kW)	94-99		F		22-0298-0		Ake	Th 17,5	15Inch Wheels
	94-99		F		22-0172-0		Ake	Th 18,5	14Inch Wheels
	94-99		R		22-0173-0		Ake	Th 15,0	
	94-99		F		23-0362			Ø 281,7 Th 23,0-21,0	Vent.
	94-99		R		23-0361			Ø 260,0 Th 10,0-8,0	
620 Ti Vitesse Eng.20T4G (147kW)	7/94-2/99		F		22-0298-0		Ake	Th 17,5	15Inch Wheels
	7/94-2/99		F		22-0172-0		Ake	Th 18,5	14Inch Wheels
	7/94-2/99		R		22-0173-0		Ake	Th 15,0	
	94-99		F		23-0362			Ø 281,7 Th 23,0-21,0	Vent.
94-99	R			23-0361			Ø 260,0 Th 10,0-8,0		














































		Spare Parts	F/R	L/R	METELLI ref.	METELLI ref. w/KIT		DIMENSIONS mm.	NOTE
620 Ti Vitesse Eng.20T4G (147kW)	94-99		R		23-0361			Ø 260,0 Th 10,0-8,0	
623 Eng.H23A3 (116kW)	8/93-2/99		F		22-0298-0		Ake	Th 17,5	15Inch Wheels
	8/93-2/99		F		22-0172-0		Ake	Th 18,5	14Inch Wheels
	8/93-2/99		R		22-0173-0		Ake	Th 15,0	
	3/96-99		F		23-0362			Ø 281,7 Th 23,0-21,0	Vent.
	3/96-99		R		23-0361			Ø 260,0 Th 10,0-8,0	
<b>75 (R.J), SW 2/99-</b>									
1.8 Eng.18K16 (88kW)	2/99-		F		22-0307-0	22-0307-0K	Ate	Th 19,0	
	2/99-		R		22-0261-0	22-0261-1K	Ate	Th 17,0	
	2/99-		F		23-0643			Ø 284,0 Th 22,0-19,0	Vent.
	2/99-		R		23-0644			Ø 280,0 Th 10,0-8,0	
	2/99-		R		53-0369	53-0369K		160,0x20	Hand Brake
1.8 T. Eng.18K4K (110kW)	5/03-		F		22-0307-0	22-0307-0K	Ate	Th 19,0	
	5/03-		R		22-0261-0	22-0261-1K	Ate	Th 17,0	
	03-03-		F		23-0643			Ø 284,0 Th 22,0-19,0	Vent.
	03-03-		R		23-0644			Ø 280,0 Th 10,0-8,0	
	5/03-		R		53-0369	53-0369K		160,0x20	Hand Brake
2.0 CDT Eng.M47R (85kW)	2/99-		F		22-0307-0	22-0307-0K	Ate	Th 19,0	
	2/99-		R		22-0261-0	22-0261-1K	Ate	Th 17,0	
	2/99-		F		23-0643			Ø 284,0 Th 22,0-19,0	Vent.
	2/99-		R		23-0644			Ø 280,0 Th 10,0-8,0	
	2/99-		R		53-0369	53-0369K		160,0x20	Hand Brake
2.0 CDTi Eng.204D2 (96kW)	2/03-		F		22-0307-0	22-0307-0K	Ate	Th 19,0	
	2/03-		R		22-0261-0	22-0261-1K	Ate	Th 17,0	
	03-03-		F		23-0643			Ø 284,0 Th 22,0-19,0	Vent.
	03-03-		R		23-0644			Ø 280,0 Th 10,0-8,0	
	2/03-		R		53-0369	53-0369K		160,0x20	Hand Brake
2.0 V6 Eng.20K4F (110kW)	2/99-		F		22-0307-0	22-0307-0K	Ate	Th 19,0	
	2/99-		R		22-0261-0	22-0261-1K	Ate	Th 17,0	
	2/99-		F		23-0643			Ø 284,0 Th 22,0-19,0	Vent.
	2/99-		R		23-0644			Ø 280,0 Th 10,0-8,0	
	2/99-		R		53-0369	53-0369K		160,0x20	Hand Brake
2.5 V6 Eng.25K4F/ KV6 (129-130kW)	2/99-		F		22-0307-0	22-0307-0K	Ate	Th 19,0	
	2/99-		R		22-0261-0	22-0261-1K	Ate	Th 17,0	
	2/99-		F		23-0643			Ø 284,0 Th 22,0-19,0	Vent.
	2/99-		R		23-0644			Ø 280,0 Th 10,0-8,0	
	2/99-		R		53-0369	53-0369K		160,0x20	Hand Brake
<b>800 10/86-2/99</b>									
820 Eng.20H (74kW)	88-91		F		23-0269			Ø 262,0 Th 21,0-19,0	Vent.
	88-91		R		23-0270			Ø 260,0 Th 10,0-8,0	
820 Eng.20T4H/ T16 (100kW)	92-		F		22-0174-0		Gir	Th 17,5	
	92-		R		22-0691-1		Gir	Th 14,5	
	92-99		F		23-0269			Ø 262,0 Th 21,0-19,0	Vent.
	92-99		R		23-0270			Ø 260,0 Th 10,0-8,0	
820 16v Eng.20HD (103kW)	86-87		F		22-0225-0		Ake	Th 17,5	
	87-88		F		22-0689-0		Gir	Th 18,0	
	86-87		R		22-0187-0		Ake	Th 15,0	
	87-88		R		22-0691-0		Gir	Th 14,5	
	86-88		F		23-0269			Ø 262,0 Th 21,0-19,0	Vent.
	86-88		R		23-0270			Ø 260,0 Th 10,0-8,0	
820 16v T. Eng.20T4G (132kW)	92-		F		22-0174-0		Gir	Th 17,5	
	92-		R		22-0691-1		Gir	Th 14,5	
	92-99		F		23-0436			Ø 285,0 Th 21,0-19,0	Vent.
	92-99		R		23-0270			Ø 260,0 Th 10,0-8,0	
820 Si Eng.20HDM16 (98kW)	88-91		F		22-0689-0		Gir	Th 18,0	
	88-91		R		22-0691-0		Gir	Th 14,5	
	88-91		F		23-0269			Ø 262,0 Th 21,0-19,0	Vent.
	88-91		R		23-0270			Ø 260,0 Th 10,0-8,0	
820 Sport Eng.20T4G (145kW)	4/94-3/96		F		22-0174-0		Gir	Th 17,5	
	4/94-3/96		R		22-0691-1		Gir	Th 14,5	
820e, SE/Si Eng.20HS (88kW)	86-87		F		22-0225-0		Ake	Th 17,5	
	87-91		F		22-0689-0		Gir	Th 18,0	
	86-87		R		22-0187-0		Ake	Th 15,0	
	87-91		R		22-0691-0		Gir	Th 14,5	
	86-91		F		23-0269			Ø 262,0 Th 21,0-19,0	Vent.
	86-91		R		23-0270			Ø 260,0 Th 10,0-8,0	








































		Spare Parts	F/R	L/R	METELLI ref.	METELLI ref. w/KIT		DIMENSIONS mm.	NOTE
825 D/SD, Coupé Eng.425SL1RR/ 4924SHIRG (87kW)	-92	F	F		22-0689-0		Gir	Th 18,0	
	92-				22-0174-0		Gir	Th 17,5	
	1/90-2/99				22-0691-1		Gir	Th 14,5	
	90-99	R	F		23-0269			Ø 262,0 Th 21,0-19,0	Vent.
	90-99				23-0270			Ø 260,0 Th 10,0-8,0	
825 Si Lux, Coupé Eng.25K4F (129kW)	4/96-2/99	F	F		22-0174-0		Gir	Th 17,5	
	4/96-2/99				22-0691-1		Gir	Th 14,5	
	96-99	R	F		23-0436			Ø 285,0 Th 21,0-19,0	Vent.
	96-99				23-0270			Ø 260,0 Th 10,0-8,0	
825 SI/Sterling Eng.C25A2 (123-127kW)	10/86-10/88	F	F		22-0690-0		Gir	Th 18,0	
	10/86-10/88				22-0691-0		Gir	Th 14,5	
	86-88	R	F		23-0436			Ø 285,0 Th 21,0-19,0	Vent.
	86-88				23-0270			Ø 260,0 Th 10,0-8,0	
825 SI/Sterling Kat Eng.C25A1 (110kW)	10/86-12/91	F	F		22-0690-0		Gir	Th 18,0	
	10/86-12/91				22-0691-0		Gir	Th 14,5	
	86-91	R	F		23-0436			Ø 285,0 Th 21,0-19,0	Vent.
	86-91				23-0270			Ø 260,0 Th 10,0-8,0	
827 24v, Vitesse, Coupé, SI/Sterling Eng.C27A1 (124kW)	8/92-2/99	F	F		22-0174-0		Gir	Th 17,5	
	8/92-2/99				22-0691-1		Gir	Th 14,5	
	92-99	R	F		23-0436			Ø 285,0 Th 21,0-19,0	Vent.
	92-99				23-0270			Ø 260,0 Th 10,0-8,0	
827 SI/Sterling, Vitesse, SLi Eng.C27A2 (130kW)	2/88-12/91	F	F		22-0690-0		Gir	Th 18,0	
	2/88-12/91				22-0691-0		Gir	Th 14,5	
	88-91	R	F		23-0436			Ø 285,0 Th 21,0-19,0	Vent.
	88-91				23-0270			Ø 260,0 Th 10,0-8,0	
<b>A40 1/61-12/67</b>									
0.9 Eng.A0.9	1/58-12/61		R		53-0004		Ap	177,8x32	Hand Brake
1.0 Eng.H99	1/65-12/67		R		53-0004		Ap	177,8x32	Hand Brake
1.1 Eng.10H (33-36-40-41kW)	1/61-12/67		R		53-0004		Ap	177,8x32	Hand Brake
<b>Acclaim 1/82-12/85</b>									
1.3 Eng.EJ (51-52kW)	1/82-12/85		F		22-0087-0		Sum	Th 15,5	
	1/82-12/85		R		53-0152		Sum	180,0x25	
<b>Allegro (ADO 67) 5/73-</b>									
1.1 Eng.10H (33-36-40-41kW)	5/73-10/81		R		53-0101		Luc	203,2x38	Hand Brake
1.3 Eng.A1.3 (46-56kW)	1/79-10/83		R		53-0101		Luc	203,2x38	Hand Brake
1.3, SW Eng.12H (40-43kW)	5/73-3/82		R		53-0101		Luc	203,2x38	Hand Brake
1.5, SW Eng.14H (50-56kW)	5/73-3/82		R		53-0101		Luc	203,2x38	Hand Brake
1.7 SW (50kW)	8/79-		R		53-0101		Luc	203,2x38	Hand Brake
<b>Cityover 1/04-</b>									
1.4 Eng.14K4M (62kW)	1/04-		R		53-0006		Luc	203,0x38	Hand Brake
<b>Coupe 3/96-11/99</b>									
1.6 16v Eng.16K4F (82kW)	96-99		F		23-0344			Ø 262,0 Th 21,0-19,0	Vent.
	96-99		R		23-0267			Ø 239,0 Th 10,0-8,0	
	96-99		R		18-0097			Ø 203,0	
1.8 16v Eng.18K4K(VVC) (107kW)	96-99		F		23-0344			Ø 262,0 Th 21,0-19,0	Vent.
	96-99		R		23-0267			Ø 239,0 Th 10,0-8,0	
	96-99		R		18-0097			Ø 203,0	
<b>Dolomite 1/72-12/81</b>									
1.3 Eng.FM2/ 3/ FM8 (43-46-56kW)	1/77-12/81		R		53-0101		Luc	203,2x38	Hand Brake
<b>Elf Mk II-III 1/61-10/68</b>									
0.8	1/61-		F/R		53-0004		Ap	177,8x32	Hand Brake
1.0 Eng.A1.0 (31-41kW)	3/63-10/68		F		53-0003		Ap	177,8x38	
			R		53-0004		Ap	177,8x32	Hand Brake
<b>Hornet Mk II-III 1/61-12/70</b>									
0.8	1/61-		F/R		53-0004		Ap	177,8x32	Hand Brake
1.0 Eng.A1.0 (28-31-41kW)	63- 1/61-12/70		F		53-0003		Ap	177,8x38	
			R		53-0004		Ap	177,8x32	Hand Brake
<b>Ital Van 1/82-3/84</b>									
440L	82-84		F		23-0126			Ø 249,0 Th 9,5-8,6	
	1/82-3/84		R		53-0101		Luc	203,2x38	Hand Brake
575L	82-84		F		23-0126			Ø 249,0 Th 9,5-8,6	
	1/82-3/84		R		53-0101		Luc	203,2x38	Hand Brake
<b>Ital, SW 7/80-3/84</b>									
1.3 Eng.A1.3 (44-56kW)	80-84		F		23-0126			Ø 249,0 Th 9,5-8,6	
	7/80-3/84		R		53-0101		Luc	203,2x38	Hand Brake
1.7 Eng.P (58-64kW)	80-84		F		23-0126			Ø 249,0 Th 9,5-8,6	
	7/80-3/84		R		53-0101		Luc	203,2x38	Hand Brake


















































			Spare Parts	F/R	L/R	METELLI ref.	METELLI ref. w/KIT		DIMENSIONS mm.	NOTE
2.0 (67kW)	80-84		F			23-0126			Ø 249,0 Th 9,5-8,6	
	7/80-3/84		R			53-0101		Luc	203,2x38	Hand Brake
<b>Maestro I (XC) 3/83-1/91</b>										
1.3 Eng.12H/ 12HC32/ 12H999AA (45-46kW)	3/83-8/85		F			22-0191-0		Gir	Th 18,0	
	83-85		F			23-0136			Ø 240,0 Th 12,8-11,7	
	3/83-8/85		R			53-0005		Luc	203,2x38	
	83-85		R			18-0093			Ø 228,5	
1.3 LS Eng.12H (49kW)	3/83-8/90		F			22-0191-0		Gir	Th 18,0	
	83-90		F			23-0136			Ø 240,0 Th 12,8-11,7	
	3/83-8/90		R			53-0005		Luc	203,2x38	
	83-90		R			18-0091			Ø 203,2	Exc. Van
1.6 (76kW)	83-84		F			23-0136			Ø 240,0 Th 12,8-11,7	
	3/83-9/84		R			53-0005		Luc	203,2x38	
1.6 Eng.16H956AK (59kW)	3/83-10/84		F			22-0191-0		Gir	Th 18,0	
	83-84		F			23-0136			Ø 240,0 Th 12,8-11,7	
	3/83-10/84		R			53-0005		Luc	203,2x38	
	83-84		R			18-0093			Ø 228,5	
1.6 Mayfair HLS Eng.16HC37 (61kW)	3/83-8/90		F			22-0191-0		Gir	Th 18,0	
	83-90		F			23-0136			Ø 240,0 Th 12,8-11,7	
	3/83-8/90		R			53-0005		Luc	203,2x38	
	83-90		R			18-0093			Ø 228,5	
1.6 MG Eng.16HA03AL (72kW)	3/83-8/85		F			22-0191-0		Gir	Th 18,0	
	3/83-8/85		R			53-0005		Luc	203,2x38	
	83-85		R			18-0091			Ø 203,2	Exc. Van
1.6 MG Eng.16HA35AL (73kW)	3/83-8/90		F			22-0191-0		Gir	Th 18,0	
	3/83-8/90		R			53-0005		Luc	203,2x38	
	83-90		R			18-0091			Ø 203,2	Exc. Van
2.0 Eng.20H/ R (69-77kW)	1/84-1/91		R			53-0005		Luc	203,2x38	
2.0 D Eng.MDi (44kW)	84-90		R			18-0093			Ø 228,5	
2.0 EFi Eng.20HA50AA/ 20HC51AA/ 20HC81 (83kW)	10/84-8/90		F			22-0191-0		Gir	Th 18,0	
	84-90		F			23-0265			Ø 243,0 Th 22,0-18,0	Vent.
	10/84-8/90		R			53-0005		Luc	203,2x38	
	84-90		R			18-0091			Ø 203,2	
2.0 EFi Eng.20HE99 (86kW)	84-90		F			23-0265			Ø 243,0 Th 22,0-18,0	Vent.
	10/84-9/90		R			53-0005		Luc	203,2x38	
2.0 T. Eng.20H (112kW)	88-90		F			23-0265			Ø 243,0 Th 22,0-18,0	Vent.
	10/88-9/90		R			53-0005		Luc	203,2x38	
	88-90		R			18-0091			Ø 203,2	
<b>Maestro II 9/90-1/95</b>										
1.3 Eng.12HE (49-51kW)	90-95		F			23-0136			Ø 240,0 Th 12,8-11,7	
	90-95		R			18-0091			Ø 203,2	Exc. Van
1.6 Eng.16HE (63kW)	90-95		F			23-0136			Ø 240,0 Th 12,8-11,7	
	90-95		R			18-0091			Ø 203,2	Exc. Van
2.0 D Eng.MDi (44kW)	90-92		R			18-0091			Ø 203,2	Exc. Van
2.0 TD Eng.MDi (60kW)	90-95		R			18-0091			Ø 203,2	Exc. Van
<b>Marina I 4/71-9/75</b>										
1.3, Coupé (42-44kW)	71-75		F			23-0126			Ø 249,0 Th 9,5-8,6	
	4/71-6/75		R			53-0101		Luc	203,2x38	Hand Brake
1.8, SW, Coupé Eng.18V (53-57-59-68-70kW)	71-75		F			23-0126			Ø 249,0 Th 9,5-8,6	
	4/71-9/75		R			53-0101		Luc	203,2x38	Hand Brake
<b>Marina II 3/75-10/78</b>										
1.3 (42kW)	75-78		F			23-0126			Ø 249,0 Th 9,5-8,6	
	10/75-9/78		R			53-0103		Luc	203,2x38	Hand Brake
1.8, Coupé, GT Eng.18VTC (70kW)	3/75-10/78		R			53-0101		Luc	203,2x38	Hand Brake
	3/75-10/78		R			53-0103		Luc	203,2x38	Hand Brake
1.8, SW (54-57kW)	75-78		F			23-0126			Ø 249,0 Th 9,5-8,6	
	10/75-9/78		R			53-0101		Luc	203,2x38	Hand Brake
	10/75-9/78		R			53-0103		Luc	203,2x38	Hand Brake
<b>Marina III 9/78-10/80</b>										
1.3, SW Eng.12V (42-43kW)	78-80		F			23-0126			Ø 249,0 Th 9,5-8,6	
	10/78-10/80		R			53-0101		Luc	203,2x38	Hand Brake
Pick-up 575	78-80		F			23-0126			Ø 249,0 Th 9,5-8,6	
<b>Marina Van 1/72-12/79</b>										
1.1 Eng.10H (33-36-40-41kW)	1/72-12/79		R			53-0101		Luc	203,2x38	Hand Brake
<b>Metro MG 10/80-9/90</b>										
1.0 Eng.99H (31-33-41kW)	-83		F			22-0052-1		Lock	Th 15,0	
	83-		F			22-0052-0		Lock	Th 15,0	





			Spare Parts	F/R	L/R	METELLI ref.	METELLI ref. w/KIT		DIMENSIONS mm.	NOTE
1.0 Eng.99H (31-33-41kW)	80-90		F			23-0135			Ø 213,0 Th 9,5-8,6	
	10/80-4/90		R			53-0004		Ap	177,8x32	Hand Brake
	80-90		R			18-0076			Ø 177,8	
1.0 Eng.99HA65P (35kW)	-83		F			22-0052-1		Lock	Th 15,0	
	83-		F			22-0052-0		Lock	Th 15,0	
	80-90		F			23-0164			Ø 213,0 Th 20,6-19,8	Vent.
	10/80-4/90		R			53-0004		Ap	177,8x32	Hand Brake
	80-90		R			18-0076			Ø 177,8	
1.0 Eng.A1.0 (30-31-41kW)	-83		F			22-0052-1		Lock	Th 15,0	
	83-		F			22-0052-0		Lock	Th 15,0	
	80-90		F			23-0135			Ø 213,0 Th 9,5-8,6	
	10/80-4/90		R			53-0004		Ap	177,8x32	Hand Brake
	80-90		R			18-0076			Ø 177,8	
1.3 Eng.12H996AA (52kW)	-83		F			22-0052-1		Lock	Th 15,0	
	83-		F			22-0052-0		Lock	Th 15,0	
	80-85		F			23-0135			Ø 213,0 Th 9,5-8,6	
	10/80-12/85		R			53-0004		Ap	177,8x32	Hand Brake
	80-85		R			18-0076			Ø 177,8	
1.3 Eng.12HA83AA (39-45-51kW)	-83		F			22-0052-1		Lock	Th 15,0	
	83-		F			22-0052-0		Lock	Th 15,0	
	80-90		F			23-0135			Ø 213,0 Th 9,5-8,6	
	10/80-4/90		R			53-0004		Ap	177,8x32	Hand Brake
	80-90		R			18-0076			Ø 177,8	
1.3 Eng.12HC21AA (44kW)	85-		F			22-0052-0		Lock	Th 15,0	
	85-90		F			23-0135			Ø 213,0 Th 9,5-8,6	
	11/85-4/90		R			53-0004		Ap	177,8x32	Hand Brake
	85-90		R			18-0076			Ø 177,8	
	85-90		R			18-0076			Ø 177,8	
1.3 Eng.12HL (39-45-51kW)	-83		F			22-0052-1		Lock	Th 15,0	
	83-		F			22-0052-0		Lock	Th 15,0	
	80-83		F			23-0135			Ø 213,0 Th 9,5-8,6	
	10/80-12/83		R			53-0004		Ap	177,8x32	Hand Brake
	80-83		R			18-0076			Ø 177,8	
1.3 Eng.A1.3 (54-56kW)	-83		F			22-0052-1		Lock	Th 15,0	
	83-		F			22-0052-0		Lock	Th 15,0	
	82-90		F			23-0135			Ø 213,0 Th 9,5-8,6	
	5/82-9/90		R			53-0004		Ap	177,8x32	Hand Brake
	82-90		R			18-0076			Ø 177,8	
1.3 T. Eng.12HA85AA (66-69kW)	-83		F			22-0052-1		Lock	Th 15,0	
	83-		F			22-0052-0		Lock	Th 15,0	
	82-90		F			23-0164			Ø 213,0 Th 20,6-19,8	Vent.
	10/82-4/90		R			53-0004		Ap	177,8x32	Hand Brake
	82-90		R			18-0076			Ø 177,8	
<b>Metro Van 10/80-9/90</b>										
1.0 (30kW)	10/80-4/90		R			53-0004		Ap	177,8x32	Hand Brake
	90-4/90		R			18-0096			Ø 177,8	Exc. Van
1.0 Eng.99H (33kW)	10/80-4/90		R			53-0004		Ap	177,8x32	Hand Brake
	90-4/90		R			18-0096			Ø 177,8	Exc. Van
1.0 Eng.99HA65P (35kW)	10/80-4/90		R			53-0004		Ap	177,8x32	Hand Brake
	90-4/90		R			18-0096			Ø 177,8	Exc. Van
1.3 Eng.12HC21AA (44kW)	90-4/90		R			18-0096			Ø 177,8	Exc. Van
1.3 T. Eng.12HA85AA (66-69kW)	90-		R			18-0096			Ø 177,8	Exc. Van
<b>MG TF 3/02-</b>										
1.6 16v Eng.16K4F (85kW)	3/02-		F			22-0121-0		Gir	Th 18,0	
	3/02-		R			22-0691-1		Gir	Th 14,5	
	3/02-		F			23-0265			Ø 243,0 Th 22,0-18,0	Vent.
1.8 Eng.18K4F (100kW)	3/02-		F			22-0121-0		Gir	Th 18,0	
	3/02-		R			22-0691-1		Gir	Th 14,5	
	3/02-		F			23-0265			Ø 243,0 Th 22,0-18,0	Vent.
1.8 Eng.18K4F (88kW)	3/02-		F			22-0121-0		Gir	Th 18,0	
	3/02-		R			22-0691-1		Gir	Th 14,5	
	3/02-		F			23-0265			Ø 243,0 Th 22,0-18,0	Vent.
1.8 Eng.18K4K (118kW)	3/02-		F			22-0391-0		Ap	Th 16,0	
	3/02-		R			22-0691-1		Gir	Th 14,5	
<b>MG ZR, Express 6/01-</b>										
1.4 16v Eng.14K4F (76kW)	6/01-		F			22-0174-0		Gir	Th 17,5	
	6/01-		F			23-0344			Ø 262,0 Th 21,0-19,0	Vent.
	6/01-		R			23-0267			Ø 239,0 Th 10,0-8,0	
1.8 Eng.18K4F (86kW)	6/01-		F			22-0174-0		Gir	Th 17,5	
	6/01-		R			22-0170-1		Ake	Th 13,0	

			Spare Parts	F/R	L/R	METELLI ref.	METELLI ref. w/KIT		DIMENSIONS mm.	NOTE
1.8 Eng.18K4K (118kW)	6/01-		F			22-0464-1		Gir	Th 16,5	
	6/01-		R			22-0173-0		Ake	Th 15,0	
	01-		R			23-0612			Ø 260,0 Th 10,0-8,0	
2.0 TD Eng.20T2N (74kW)	6/01-		F			22-0174-0		Gir	Th 17,5	
	01-		F			23-0344			Ø 262,0 Th 21,0-19,0	Vent.
	01-		R			23-0267			Ø 239,0 Th 10,0-8,0	
<b>MG ZS 7/01-</b>										
120 1.8 Eng.18K4F (86kW)	7/01-		F			22-0174-0		Gir	Th 17,5	
	7/01-		R			22-0170-1		Ake	Th 13,0	
	7/01-		F			23-0344			Ø 262,0 Th 21,0-19,0	Vent.
	7/01-		R			53-0006		Luc	203,0x38	Hand Brake
180 2.5 Eng.25K4F (130kW)	7/01-		F			22-0464-1		Gir	Th 16,5	
	7/01-		R			22-0173-0		Ake	Th 15,0	
	7/01-		F			23-0344			Ø 262,0 Th 21,0-19,0	Vent.
	01-		R			23-0612			Ø 260,0 Th 10,0-8,0	
2.0 TD Eng.20T2N (74-83kW)	1/04-		F			22-0174-0		Gir	Th 17,5	
	1/04-		R			53-0006		Luc	203,0x38	Hand Brake
<b>MG ZT, ZT-T 6/01-</b>										
1.8 16v Eng.18K4F (88kW)	03-		R			53-0369	53-0369K		160,0x20	
1.8 T 16v (118kW)	03-		R			53-0369	53-0369K		160,0x20	
2.0 CDTi Eng.204D2 (85kW)	02-03		R			53-0369	53-0369K		160,0x20	
2.0 CDTi Eng.204D2 (96kW)	02-		F			23-0643			Ø 284,0 Th 22,0-19,0	Vent.
	02-		R			23-0644			Ø 280,0 Th 10,0-8,0	
	02-		R			53-0369	53-0369K		160,0x20	
2.5 Eng.25K4F (118kW)	6/01-		F			22-0307-0	22-0307-0K	Ate	Th 19,0	
	6/01-		R			22-0261-0	22-0261-1K	Ate	Th 17,0	
	6/01-		F			23-0643			Ø 284,0 Th 22,0-19,0	Vent.
	6/01-		R			23-0644			Ø 280,0 Th 10,0-8,0	
2.5 Eng.25K4F (130kW)	03-		R			53-0369	53-0369K		160,0x20	
2.5 Eng.25K4F (140kW)	6/01-		F			22-0207-5		Ate	Th 19,5	
	6/01-		R			22-0261-0	22-0261-1K	Ate	Th 17,0	
	6/01-		F			23-0643			Ø 284,0 Th 22,0-19,0	Vent.
	6/01-		R			23-0644			Ø 280,0 Th 10,0-8,0	
	01-		R			53-0369	53-0369K		160,0x20	
4.6 Eng.46F2F (191kW)	10/03-		F			22-0207-5		Ate	Th 19,5	
	10/03-		R			22-0261-0	22-0261-1K	Ate	Th 17,0	
	03-		R			53-0369	53-0369K		160,0x20	
<b>MGB GT 1/66-11/80</b>										
1.8, Cabrio Eng.18V/ G/ GA/ GB/ GD/ GF/ GG (57-68-70kW)	1/66-11/80		R			53-0007		Ap	254,0x45	
3.5 Eng.38A/ 39A (101-116kW)	1/73-12/76		R			53-0007		Ap	254,0x45	
<b>MGF (RD) 3/95-3/02</b>										
1.6 16v Eng.16K4F (82kW)	00-02		F			23-0265			Ø 243,0 Th 22,0-18,0	Vent.
1.8 16v Eng.18K4F (88-107kW)	3/95-3/02		F			22-0121-0		Gir	Th 18,0	
	3/95-3/02		R			22-0691-1		Gir	Th 14,5	
	95-02		F			23-0265			Ø 243,0 Th 22,0-18,0	Vent.
1.8 16v Eng.18K4K(VVC) (107kW)	3/95-3/02		F			22-0121-0		Gir	Th 18,0	
	3/95-3/02		R			22-0691-1		Gir	Th 14,5	
	95-02		F			23-0265			Ø 243,0 Th 22,0-18,0	Vent.
<b>MGR V8 9/92-12/95</b>										
3.9 Eng.V8 (140kW)	9/92-12/95		R			53-0102		Ap	228,6x45	Hand Brake
<b>Midget 1/64-12/79</b>										
0.9 Eng.A0.9	1/61-12/62		R			53-0004		Ap	177,8x32	Hand Brake
1.5 Eng.GFM11 (49-53kW)	9/74-12/79		R			53-0004		Ap	177,8x32	Hand Brake
<b>Mini Mk I 1/67-</b>										
0.8 Eng.BMCSerieA (25-30kW)	1/67-8/79		F			22-0019-0		Lock	Th 14,0	
	67-79		F			23-0220			Ø 213,3 Th 9,6-8,6	
	1/67-8/79		F			53-0003		Ap	177,8x38	
	1/67-8/79		R			53-0004		Ap	177,8x32	Hand Brake
1.0 (26kW)	10/67-9/84		F			22-0019-0		Lock	Th 14,0	
	67-84		F			23-0220			Ø 213,3 Th 9,6-8,6	
	10/67-9/84		F			53-0003		Ap	177,8x38	
	10/67-9/84		R			53-0004		Ap	177,8x32	Hand Brake
1.0 (44kW)	9/62-8/69		R			53-0004		Ap	177,8x32	Hand Brake
1.0 Eng.CL Daihatsu (27kW)	1/83-		F			53-0003		Ap	177,8x38	
	1/83-		R			53-0004		Ap	177,8x32	Hand Brake

























		Spare Parts	F/R	L/R	METELLI ref.	METELLI ref. w/KIT		DIMENSIONS mm.	NOTE
1.0 Mayfair Eng.99H997P/ 99HA53P/ 99HC20P (31-41kW)	8/82-6/93		F		<b>22-0019-0</b>		Lock	Th 14,0	
	82-93		F		<b>23-0220</b>			Ø 213,3 Th 9,6-8,6	
	8/82-6/93		F		<b>53-0003</b>		Ap	177,8x38	
	8/82-6/93		R		<b>53-0004</b>		Ap	177,8x32	Hand Brake
1.0, Mayfair Sport Eng.99HD81 (30kW)	9/88-6/93		F		<b>22-0019-0</b>		Lock	Th 14,0	
	88-93		F		<b>23-0220</b>			Ø 213,3 Th 9,6-8,6	
	9/88-6/93		F		<b>53-0003</b>		Ap	177,8x38	
	9/88-6/93		R		<b>53-0004</b>		Ap	177,8x32	Hand Brake
1.1 (46kW)	11/62-8/64		R		<b>53-0004</b>		Ap	177,8x32	Hand Brake
1.1 Special Eng.10H (33-36-40-41kW)	1/76-8/81		F		<b>22-0019-0</b>		Lock	Th 14,0	
	76-81		F		<b>23-0220</b>			Ø 213,3 Th 9,6-8,6	
	1/76-8/81		R		<b>53-0004</b>		Ap	177,8x32	Hand Brake
1.25 GT (39kW)	10/69-8/80		F		<b>22-0019-0</b>		Lock	Th 14,0	
	69-80		R		<b>18-0333</b>			Ø 177,8	
1.3 Eng.12A2A (44kW)	67-91		F		<b>23-0220</b>			Ø 213,3 Th 9,6-8,6	
	10/67-12/91		R		<b>53-0004</b>		Ap	177,8x32	Hand Brake
	67-91		R		<b>18-0333</b>			Ø 177,8	
1.3 Eng.12A2A (45kW)	91-		F		<b>23-0220</b>			Ø 213,3 Th 9,6-8,6	
	1/91-12/91		R		<b>53-0004</b>		Ap	177,8x32	Hand Brake
	91-		R		<b>18-0073</b>			Ø 117,8	Incl. Cooper, Cabrio
1.3 Eng.12A2B (37kW)	92-		F		<b>23-0220</b>			Ø 213,3 Th 9,6-8,6	
	10/92-		R		<b>53-0004</b>		Ap	177,8x32	Hand Brake
	92-		R		<b>18-0073</b>			Ø 117,8	Incl. Cooper, Cabrio
1.3 Eng.12A2D (39kW)	92-95		F		<b>23-0220</b>			Ø 213,3 Th 9,6-8,6	
	1/92-4/95		R		<b>53-0004</b>		Ap	177,8x32	Hand Brake
1.3 Eng.12H (48kW)	4/74-9/80		R		<b>53-0004</b>		Ap	177,8x32	Hand Brake
1.3 T. Eng.A1.3 (53-56-58-68kW)	1/67-4/95		R		<b>53-0004</b>		Ap	177,8x32	Hand Brake
	91-95		R		<b>18-0073</b>			Ø 117,8	Incl. Cooper, Cabrio
1.3, Cabrio Eng.12A2E/ L (46kW)	92-		F		<b>23-0220</b>			Ø 213,3 Th 9,6-8,6	
	1/92-		R		<b>53-0004</b>		Ap	177,8x32	Hand Brake
<b>Mini Mk I Cooper 1/67-12/91</b>									
0.8 Cooper S Eng.BMCSerieA (25kW)	67-79		F		<b>23-0220</b>			Ø 213,3 Th 9,6-8,6	
	1/67-8/79		R		<b>53-0004</b>		Ap	177,8x32	Hand Brake
	67-79		R		<b>18-0073</b>			Ø 117,8	
1.0 Cooper Eng.99H (29kW)	67-84		F		<b>23-0220</b>			Ø 213,3 Th 9,6-8,6	
	10/67-9/84		R		<b>53-0004</b>		Ap	177,8x32	Hand Brake
1.3 Cooper S Eng.12A2A (44kW)	67-91		F		<b>23-0220</b>			Ø 213,3 Th 9,6-8,6	
	10/67-12/91		R		<b>53-0004</b>		Ap	177,8x32	Hand Brake
	67-91		R		<b>18-0073</b>			Ø 117,8	
<b>Mini Mk I Van, Pick-Up 1/67-6/93</b>									
0.8 Eng.BMCSerieA (25kW)	1/67-8/79		R		<b>53-0004</b>		Ap	177,8x32	Hand Brake
1.0 (26kW)	10/67-9/84		R		<b>53-0004</b>		Ap	177,8x32	Hand Brake
1.0 Mayfair Eng.99H997P/ 99HA53P/ 99HC20P (31kW)	84-93		F		<b>23-0220</b>			Ø 213,3 Th 9,6-8,6	
	8/82-6/93		R		<b>53-0004</b>		Ap	177,8x32	Hand Brake
	82-93		R		<b>18-0073</b>			Ø 117,8	
1.0, Mayfair Sport Eng.99HD81 (30kW)	88-93		F		<b>23-0220</b>			Ø 213,3 Th 9,6-8,6	
	9/88-6/93		R		<b>53-0004</b>		Ap	177,8x32	Hand Brake
	88-93		R		<b>18-0073</b>			Ø 117,8	
1.1 Special Eng.10H (33-36-40-41kW)	76-81		F		<b>23-0220</b>			Ø 213,3 Th 9,6-8,6	
	1/76-8/81		R		<b>53-0004</b>		Ap	177,8x32	Hand Brake
	76-81		R		<b>18-0073</b>			Ø 117,8	
<b>Minor, Cabrio, SW, Pick-up 1/55-10/71</b>									
1.1 (37kW)	1/62-10/71		R		<b>53-0004</b>		Ap	177,8x32	Hand Brake
<b>Montego (XE), SW 4/84-10/95</b>									
1.3 Eng.12H (39-45-50-51kW)	10/84-10/88		F		<b>22-0191-0</b>		Gir	Th 18,0	
	84-88		F		<b>23-0136</b>			Ø 240,0 Th 12,8-11,7	
	10/84-10/88		R		<b>53-0005</b>		Luc	203,2x38	
	84-88		R		<b>18-0091</b>			Ø 203,2	SW
1.6 LS,HL Eng.16HC37 (61kW)	4/84-8/88		F		<b>22-0191-0</b>		Gir	Th 18,0	
	84-88		F		<b>23-0136</b>			Ø 240,0 Th 12,8-11,7	
	4/84-8/88		R		<b>53-0005</b>		Luc	203,2x38	
	84-88		R		<b>18-0091</b>			Ø 203,2	SW
2.0 Eng.20H/ HSC (74kW)	4/84-8/91		F		<b>22-0191-0</b>		Gir	Th 18,0	
	4/84-8/91		R		<b>53-0005</b>		Luc	203,2x38	
	84-91		R		<b>18-0091</b>			Ø 203,2	SW
2.0 D (61kW)	12/88-9/92		R		<b>53-0005</b>		Luc	203,2x38	




		Spare Parts	F/R	L/R	METELLI ref.	METELLI ref. w/KIT		DIMENSIONS mm.	NOTE
2.0 EFi, Mayfair Eng.20H (86kW)	4/84-9/90		R		53-0005		Luc	203,2x38	
2.0 GTi Eng.20H (86kW)	10/88-10/91		R		53-0005		Luc	203,2x38	
2.0 T. (Exc. SW) Eng.20HC85 (110-119kW)	10/84-9/90		F		22-0191-0		Gir	Th 18,0	
	84-90		F		23-0265			Ø 243,0 Th 22,0-18,0	Vent.
	10/84-9/90		R		53-0005		Luc	203,2x38	
2.0 TD Eng.BB (60kW)	10/88-10/95		F		22-0191-0		Gir	Th 18,0	
	88-95		F		23-0265			Ø 243,0 Th 22,0-18,0	Vent.
	10/88-10/95		R		53-0005		Luc	203,2x38	
	88-95		R		18-0091			Ø 203,2	SW
2.0, GTI, LXI, HLi Eng.20H/ HSC (74-83kW)	4/84-8/91		F		22-0191-0		Gir	Th 18,0	
	4/84-8/91		R		53-0005		Luc	203,2x38	
<b>Sherpa 1/74-1/89</b>									
185 Eng.18V (57-70kW)	85-89		R		18-0101			Ø 254,0	
200 Eng.20H/ R (69-77kW)	85-89		R		18-0101			Ø 254,0	
200 Eng.P (64kW)	85-89		R		18-0101			Ø 254,0	
215 Eng.18V (57-70kW)	85-		R		53-0102		Ap	228,6x45	Hand Brake
220 Eng.18V (57-70kW)	85-89		R		18-0101			Ø 254,0	
230 Eng.20H/ R (69-77kW)	85-		R		53-0102		Ap	228,6x45	Hand Brake
	85-89		R		18-0101			Ø 254,0	
230 Eng.P (64kW)	85-		R		53-0102		Ap	228,6x45	Hand Brake
	85-89		R		18-0101			Ø 254,0	
240 Eng.18V (57-70kW)	85-89		R		18-0101			Ø 254,0	
250 Eng.20H/ R (69-77kW)	1/84-12/91		R		53-0102		Ap	228,6x45	Hand Brake
250 Eng.P (64kW)	85-		R		53-0102		Ap	228,6x45	Hand Brake
255 Eng.20H/ R (69-77kW)	85-89		R		18-0101			Ø 254,0	
255 Eng.P (64kW)	85-89		R		18-0101			Ø 254,0	
280 Eng.20H/ R (69-77kW)	1/84-12/91		R		53-0102		Ap	228,6x45	+AA, Hand Brake
	82-89		R		18-0100			Ø 254,0	Exc. V8
285	1/82-1/89		R		53-0109		Ap	254,0x70	Hand Brake
	82-89		R		18-0100			Ø 254,0	Exc. V8
285 Eng.20H/ R (69-77kW)	1/84-12/91		R		53-0109		Ap	254,0x70	Hand Brake
	82-89		R		18-0100			Ø 254,0	Exc. V8
310	1/82-1/89		R		53-0109		Ap	254,0x70	Hand Brake
	82-89		R		18-0100			Ø 254,0	Exc. V8
310 Eng.20H/ R (69-77kW)	1/84-12/91		R		53-0109		Ap	254,0x70	Hand Brake
	82-89		R		18-0100			Ø 254,0	Exc. V8
350	1/82-1/89		R		53-0109		Ap	254,0x70	TRW, Hand Brake
	82-89		R		18-0100			Ø 254,0	Exc. V8
350 Eng.20H/ R (69-77kW)	1/84-12/91		R		53-0109		Ap	254,0x70	TRW, Hand Brake
	82-89		R		18-0100			Ø 254,0	Exc. V8
<b>Spitfire Mk V 1/72-12/75</b>									
1.5 Eng.GFM11 (51-53kW)	1/74-12/75		F		22-0020-0		Gir	Th 14,5	
<b>Spitfire Mk VI 1/75-12/80</b>									
1.5 Eng.GFM11 (51-53kW)	1/75-12/80		F		22-0020-0		Gir	Th 14,5	
<b>Sprite Mk II 1/62-12/70</b>									
1.1 Eng.10H (33-36-40-41kW)	1/62-12/70		R		53-0004		Ap	177,8x32	Hand Brake
<b>Sprite Mk III 1/64-12/66</b>									
1.1 Eng.10H (33-36-40-41kW)	1/64-12/66		R		53-0004		Ap	177,8x32	Hand Brake
<b>Sprite Mk IV 1/66-12/74</b>									
1.3 Eng.A1275 (39-45-51kW)	1/66-12/71		R		53-0004		Ap	177,8x32	Hand Brake
<b>Streetwise 8/03-</b>									
1.4 Eng.14K4M (62kW)	8/03-		F		22-0174-0		Gir	Th 17,5	
	8/03-		R		22-0170-1		Ake	Th 13,0	
	8/03-		F		23-0430			Ø 262,0 Th 13,0-11,0	
	8/03-		R		53-0006		Luc	203,0x38	Hand Brake
	8/03-		R		18-0097			Ø 203,0	
1.4 16v Eng.14K4F (76kW)	8/03-		F		22-0174-0		Gir	Th 17,5	
	8/03-		R		22-0170-1		Ake	Th 13,0	
	8/03-		F		23-0344			Ø 262,0 Th 21,0-19,0	Vent.
	8/03-		R		53-0006		Luc	203,0x38	Hand Brake
	8/03-		R		18-0097			Ø 203,0	
2.0 TD Eng.20T2N (74kW)	8/03-		F		22-0174-0		Gir	Th 17,5	
	8/03-		R		22-0170-1		Ake	Th 13,0	
	8/03-		F		23-0344			Ø 262,0 Th 21,0-19,0	Vent.
	8/03-		R		53-0006		Luc	203,0x38	Hand Brake
	8/03-		R		18-0097			Ø 203,0	

		Spare Parts	F/R	L/R	METELLI ref.	METELLI ref. w/KIT		DIMENSIONS mm.	NOTE
<b>Toledo 10/70-12/77</b>									
1.3 Eng.FM2/ 3/ FM8 (43-46-56kW)	10/70-12/77		R		53-0101		Luc	203,2x38	Hand Brake
<b>TR 7 1/75-12/81</b>									
2.0 Coupé (68kW)	1/75-12/81		F		22-0019-0		Lock	Th 14,0	
2.0, Coupé Eng.PE124 (78-94kW)	5/79-12/81		F		22-0019-0		Lock	Th 14,0	




































## SAAB
































<b>600 1/80-1/86</b>									
All models	80-86		R		18-0258			Ø 185,0	
<b>90 8/84-8/87</b>									
2.0 Eng.B20I (74kW)	8/84-8/87		F		22-0018-0		Gir	Th 16,5	
	8/84-8/87		R		22-0002-0		Ate	Th 14,0	
	84-87		R		23-0663			Ø 269,0 Th 10,5-9,5	
<b>900 I, SW Coupé 9/78-6/94</b>									
2.0 c Eng.B20/ B201/ BI20/ BS120	9/78-8/84		F		22-0018-1		Gir	Th 14,0	Vent.
BT20 (74-79-80-85-87-93-107kW)	9/78-8/84		F		22-0018-0		Gir	Th 16,5	
	-84		R		22-0002-0		Ate	Th 14,0	
	78-84		F		23-0670			Ø 280,0 Th 23,4-21,5	Vent.
	78-84		R		23-0663			Ø 269,0 Th 10,5-9,5	
2.0 c Eng.B20/ B201XC (74kW)	9/79-12/88		F		22-0018-1		Gir	Th 14,0	Vent.
	9/79-12/88		F		22-0018-0		Gir	Th 16,5	
	-87		R		22-0002-0		Ate	Th 14,0	
	87-		R		22-0070-0		Ate	Th 15,0	
	79-88		F		23-0670			Ø 280,0 Th 23,4-21,5	Vent.
	79-88		R		23-0663			Ø 269,0 Th 10,5-9,5	
2.0 EMS (Exc. SW) Eng.B20/ B201/ BI20/ BS120 BT20	79-80		F		23-0670			Ø 280,0 Th 23,4-21,5	Vent.
(74-79-80-85-87-93-107kW)	79-80		R		23-0663			Ø 269,0 Th 10,5-9,5	
2.0 i Eng.B20/ B201/ BI20/ BS120	9/85-8/90		F		22-0209-0		Ate	Th 19,5	+ABS
BT20 (74-79-80-85-87-93-107kW)	9/85-8/90		F		22-0150-0		Gir	Th 17,5	
	-87		R		22-0002-0		Ate	Th 14,0	
	87-		R		22-0070-0		Ate	Th 15,0	
	85-90		F		23-0670			Ø 280,0 Th 23,4-21,5	Vent.
	85-90		R		23-0663			Ø 269,0 Th 10,5-9,5	
2.0 i Eng.B201XI (85kW)	11/80-8/90		F		22-0209-0		Ate	Th 19,5	+ABS
	11/80-8/90		F		22-0150-0		Gir	Th 17,5	
	-87		R		22-0002-0		Ate	Th 14,0	
	87-		R		22-0070-0		Ate	Th 15,0	
	80-90		F		23-0670			Ø 280,0 Th 23,4-21,5	Vent.
	80-90		R		23-0663			Ø 269,0 Th 10,5-9,5	
2.0 T. Eng.B20/ B201/ BI20/ BS120	9/78-7/85		F		22-0018-1		Gir	Th 14,0	Vent.
BT20 (74-79-80-85-87-93-107kW)	9/78-7/85		F		22-0018-0		Gir	Th 16,5	
	-85		R		22-0002-0		Ate	Th 14,0	
	78-85		F		23-0670			Ø 280,0 Th 23,4-21,5	Vent.
	78-85		R		23-0663			Ø 269,0 Th 10,5-9,5	
2.0 T. Eng.B201X/ XL (110kW)	1/86-12/88		F		22-0209-0		Ate	Th 19,5	+ABS
	1/86-12/88		F		22-0150-0		Gir	Th 17,5	
	-87		R		22-0002-0		Ate	Th 14,0	
	87-		R		22-0070-0		Ate	Th 15,0	
	86-88		F		23-0670			Ø 280,0 Th 23,4-21,5	Vent.
	86-88		R		23-0663			Ø 269,0 Th 10,5-9,5	
	88-12/88		R		23-0669			Ø 258,0 Th 9,0-7,5	
2.0 T. Eng.B202X/ I (92-118-129kW)	10/86-12/91		F		22-0209-0		Ate	Th 19,5	+ABS
	10/86-12/91		F		22-0150-0		Gir	Th 17,5	
	-87		R		22-0002-0		Ate	Th 14,0	
	87-		R		22-0070-0		Ate	Th 15,0	
	86-91		F		23-0670			Ø 280,0 Th 23,4-21,5	Vent.
	86-87		R		23-0663			Ø 269,0 Th 10,5-9,5	
	88-91		R		23-0669			Ø 258,0 Th 9,0-7,5	
2.0-16 Eng.B202X/ I (92-118-129kW)	1/86-12/88		F		22-0209-0		Ate	Th 19,5	+ABS
	1/86-12/88		F		22-0150-0		Gir	Th 17,5	
	1/86-12/88		R		22-0070-0		Ate	Th 15,0	
	86-88		F		23-0670			Ø 280,0 Th 23,4-21,5	Vent.
	86-88		R		23-0669			Ø 258,0 Th 9,0-7,5	
2.0-16 T. Eng.B202L (96-118-129kW)	1/93-6/94		F		22-0018-1		Gir	Th 14,0	Vent.
	1/93-6/94		F		22-0018-0		Gir	Th 16,5	
	93-		R		22-0070-0		Ate	Th 15,0	
	93-94		F		23-0670			Ø 280,0 Th 23,4-21,5	Vent.

		Spare Parts	F/R	L/R	METELLI ref.	METELLI ref. w/KIT		DIMENSIONS mm.	NOTE	
2.0-16 T. Eng.B202L (96-118-129kW)	93-94		R		23-0669			Ø 258,0 Th 9,0-7,5		
2.0-16 T. Eng.B202S (96-104-118-129kW)	9/91-6/94		F		22-0018-1		Gir	Th 14,0	Vent.	
	9/91-6/94		F		22-0018-0		Gir	Th 16,5		
	91-		R		22-0070-0		Ate	Th 15,0		
	91-94		F		23-0670			Ø 280,0 Th 23,4-21,5	Vent.	
	91-94		R		23-0669			Ø 258,0 Th 9,0-7,5		
2.0-16 T., Cabrio Eng.B202X/ I (92-118-129kW)	11/85-6/94		F		22-0209-0		Ate	Th 19,5	+ABS	
	11/85-6/94		F		22-0150-0		Gir	Th 17,5		
	-87		R		22-0002-0		Ate	Th 14,0		
	87-		R		22-0070-0		Ate	Th 15,0		
	85-94		F		23-0670			Ø 280,0 Th 23,4-21,5	Vent.	
	85-87			R		23-0663			Ø 269,0 Th 10,5-9,5	
	88-94		R		23-0669			Ø 258,0 Th 9,0-7,5		
2.0-16 T., Cabrio, kat Eng.B202XL (92-118-125-129kW)	1/84-12/93		F		22-0209-0		Ate	Th 19,5	+ABS	
	1/84-12/93		F		22-0150-0		Gir	Th 17,5		
	-87		R		22-0002-0		Ate	Th 14,0		
	87-		R		22-0070-0		Ate	Th 15,0		
	84-93		F		23-0670			Ø 280,0 Th 23,4-21,5	Vent.	
	84-87			R		23-0663			Ø 269,0 Th 10,5-9,5	
	88-93		R		23-0669			Ø 258,0 Th 9,0-7,5		
2.0-16, Cabrio Eng.B202I (87-93-98kW)	1/89-6/94		F		22-0209-0		Ate	Th 19,5	+ABS	
	1/89-6/94		F		22-0150-0		Gir	Th 17,5		
	1/89-6/94		R		22-0070-0		Ate	Th 15,0		
	89-94		F		23-0670			Ø 280,0 Th 23,4-21,5	Vent.	
	89-94			R		23-0669			Ø 258,0 Th 9,0-7,5	
2.1-16, Cabrio Eng.B212I (100kW)	1/89-12/93		F		22-0209-0		Ate	Th 19,5	+ABS	
	1/89-12/93		F		22-0150-0		Gir	Th 17,5		
	1/89-12/93		R		22-0070-0		Ate	Th 15,0		
	89-93		F		23-0670			Ø 280,0 Th 23,4-21,5	Vent.	
	89-93			R		23-0669			Ø 258,0 Th 9,0-7,5	
<b>900 II, Coupe, Cabrio 7/93-2/98</b>										
2.0-16 Eng.B204I (96kW)	-96		F		22-0128-0		Ate	Th 17,0		
	96-		F		22-0118-0		Ate	Th 19,5		
	-96		R		22-0141-0		Ate	Th 15,5		
	96-		R		22-0275-0		Ate	Th 15,5		
	94-98		F		23-0442			Ø 284,0 Th 24,0-22,0	Vent.	
	-98			F		23-0605		Ø 288,0 Th 25,0-21,0	Ch 2022962-, Vent.	
	94-98		R		23-0479			Ø 260,0 Th 10,0-8,0		
	94-98			R		53-0302K		Ø 260,0 Th 10,0-8,0		
	8/94-2/98		R		53-0302		Ate	160,0x25	Hand Brake	
2.0-16 (Exc. Cabrio) Eng.B206I (98kW)	-94		F		22-0128-0		Ate	Th 17,0		
	-94		R		22-0141-0		Ate	Th 15,5		
	93-94		F		23-0442			Ø 284,0 Th 24,0-22,0	Vent.	
	-94			F		23-0605		Ø 288,0 Th 25,0-21,0	Ch 2022962-, Vent.	
	93-94		R		23-0479			Ø 260,0 Th 10,0-8,0		
	93-94			R		53-0302K		Ø 260,0 Th 10,0-8,0		
	7/93-7/94			R		53-0302		Ate	160,0x25	Hand Brake
2.0-16 T. Eng.B204L (136kW)	-96		F		22-0128-0		Ate	Th 17,0		
	96-		F		22-0118-0		Ate	Th 19,5		
	-96		R		22-0141-0		Ate	Th 15,5		
	96-		R		22-0275-0		Ate	Th 15,5		
	93-98		F		23-0442			Ø 284,0 Th 24,0-22,0	Vent.	
	-98			F		23-0605		Ø 288,0 Th 25,0-21,0	Ch 2022962-, Vent.	
	93-98		R		23-0479			Ø 260,0 Th 10,0-8,0		
	93-98			R		53-0302K		Ø 260,0 Th 10,0-8,0		
	12/93-2/98		R		53-0302		Ate	160,0x25	Hand Brake	
2.3-16 Eng.B234I (110kW)	-96		F		22-0128-0		Ate	Th 17,0		
	96-		F		22-0118-0		Ate	Th 19,5		
	-96		R		22-0141-0		Ate	Th 15,5		
	96-		R		22-0275-0		Ate	Th 15,5		
	93-98		F		23-0442			Ø 284,0 Th 24,0-22,0	Vent.	
	-98			F		23-0605		Ø 288,0 Th 25,0-21,0	Ch 2022962-, Vent.	
	93-98		R		23-0479			Ø 260,0 Th 10,0-8,0		
	93-98			R		53-0302K		Ø 260,0 Th 10,0-8,0		
	12/93-2/98		R		53-0302		Ate	160,0x25	Hand Brake	


































		Spare Parts	F/R	L/R	METELLI ref.	METELLI ref. w/KIT		DIMENSIONS mm.	NOTE
2.5-24 V6 Eng.B258I (125kW)	-96	F			22-0128-0		Ate	Th 17,0	
					22-0118-0		Ate	Th 19,5	
					22-0141-0		Ate	Th 15,5	
					22-0275-0		Ate	Th 15,5	
	93-98	F			23-0442			Ø 284,0 Th 24,0-22,0	Vent.
					23-0605			Ø 288,0 Th 25,0-21,0	Ch 2022962-, Vent.
					23-0479			Ø 260,0 Th 10,0-8,0	
						53-0302K		Ø 260,0 Th 10,0-8,0	
12/93-2/98	R			53-0302		Ate	160,0x25	Hand Brake	
<b>9000 9/84-12/98</b>									
2.0-16 Eng.B202I (92-94-118-129kW)	1/89-12/98	F			22-0209-0		Ate	Th 19,5	
					22-0070-0		Ate	Th 15,0	
	89-98	F			23-0381			Ø 280,0 Th 25,0-23,0	Vent.
					23-0669			Ø 258,0 Th 9,0-7,5	
2.0-16 Eng.B204E/ B202S (110kW)	9/93-12/98	F			22-0209-0		Ate	Th 19,5	
					22-0070-0		Ate	Th 15,0	
	93-98	F			23-0381			Ø 280,0 Th 25,0-23,0	Vent.
					23-0669			Ø 258,0 Th 9,0-7,5	
2.0-16 Eng.B204I/ L (96-110kW)	9/93-12/98	F			22-0209-0		Ate	Th 19,5	
					22-0070-0		Ate	Th 15,0	
	93-98	F			23-0381			Ø 280,0 Th 25,0-23,0	Vent.
					23-0669			Ø 258,0 Th 9,0-7,5	
2.0-16 T. Eng.B202 (127kW)	89-92	F			22-0209-0		Ate	Th 19,5	
					22-0070-0		Ate	Th 15,0	
	89-92	F			23-0381			Ø 280,0 Th 25,0-23,0	Vent.
					23-0669			Ø 258,0 Th 9,0-7,5	
2.0-16 T. Eng.B202L (96-118-129-136kW)	-88	F			22-0150-0		Gir	Th 17,5	
					22-0209-0		Ate	Th 19,5	
					22-0070-0		Ate	Th 15,0	
	9/88-12/98	F			23-0670			Ø 280,0 Th 23,4-21,5	Vent.
					23-0381			Ø 280,0 Th 25,0-23,0	Vent.
					23-0669			Ø 258,0 Th 9,0-7,5	
2.0-16 T. Eng.B202S (96-108-118-129kW)	9/92-12/98	F			22-0209-0		Ate	Th 19,5	
					22-0070-0		Ate	Th 15,0	
	92-98	F			23-0381			Ø 280,0 Th 25,0-23,0	Vent.
					23-0669			Ø 258,0 Th 9,0-7,5	
2.0-16 T. Eng.B202X, XI, XL (92-94-118-129kW)	-88	F			22-0150-0		Gir	Th 17,5	
					22-0209-0		Ate	Th 19,5	
					22-0070-0		Ate	Th 15,0	
	9/84-8/93	F			23-0670			Ø 280,0 Th 23,4-21,5	Vent.
					23-0381			Ø 280,0 Th 25,0-23,0	Vent.
					23-0669			Ø 258,0 Th 9,0-7,5	
2.3 16 T. Eng.B234L (147kW)	7/90-12/98	F			22-0209-0		Ate	Th 19,5	
					22-0070-0		Ate	Th 15,0	
	90-98	F			23-0381			Ø 280,0 Th 25,0-23,0	Vent.
					23-0669			Ø 258,0 Th 9,0-7,5	
2.3-16 Eng.B234I (107-108-110kW)	8/89-12/98	F			22-0209-0		Ate	Th 19,5	
					22-0070-0		Ate	Th 15,0	
	89-97	F			23-0381			Ø 280,0 Th 25,0-23,0	Vent.
					23-0669			Ø 258,0 Th 9,0-7,5	
2.3-16 Aero Eng.B234R (162-165kW)	2/93-12/98	F			22-0209-0		Ate	Th 19,5	
					22-0070-0		Ate	Th 15,0	
	93-98	F			23-0381			Ø 280,0 Th 25,0-23,0	Vent.
					23-0669			Ø 258,0 Th 9,0-7,5	
2.3-16 T. Eng.B234L (143kW)	9/90-12/98	F			22-0209-0		Ate	Th 19,5	
					22-0070-0		Ate	Th 15,0	
	90-98	F			23-0381			Ø 280,0 Th 25,0-23,0	Vent.
					23-0669			Ø 258,0 Th 9,0-7,5	
2.3-16, Eco-Power Eng.B234E (125-143kW)	9/93-12/98	F			22-0209-0		Ate	Th 19,5	
					22-0070-0		Ate	Th 15,0	
	93-98	F			23-0381			Ø 280,0 Th 25,0-23,0	Vent.
					23-0669			Ø 258,0 Th 9,0-7,5	
3.0-24 V6 Eng.B308I (155kW)	7/94-12/98	F			22-0209-0		Ate	Th 19,5	
					22-0070-0		Ate	Th 15,0	
	94-98	R			23-0669			Ø 258,0 Th 9,0-7,5	








		Spare Parts	F/R	L/R	METELLI ref.	METELLI ref. w/KIT		DIMENSIONS mm.	NOTE
<b>9-2x 1/05-12/06</b>									
2.0 16v AWD	1/05-12/06		R		53-0386	53-0386K		170,0x32	
2.5 16v AWD	1/05-12/06		R		53-0386	53-0386K		170,0x32	
<b>9-3 I (YS3D), Cabrio 2/98-9/02</b>									
2.0 T. Eng.B204E (110-113kW)	10/98-9/02		F		22-0118-1		Ate	Th 19,5	
	10/98-9/02		R		22-0275-0		Ate	Th 15,5	
	98-02		F		23-0605			Ø 288,0 Th 25,0-21,0	Vent.
	98-02		R		23-0607			Ø 286,0 Th 10,0-8,0	
	98-02		R			53-0302K		Ø 286,0 Th 10,0-8,0	
	10/98-9/02		R		53-0302		Ate	160,0x25	Hand Brake
2.0 T. Eng.B204L (136kW)	2/98-9/02		F		22-0118-1		Ate	Th 19,5	
	2/98-9/02		R		22-0275-0		Ate	Th 15,5	
	98-02		F		23-0605			Ø 288,0 Th 25,0-21,0	Vent.
	98-02		R		23-0607			Ø 286,0 Th 10,0-8,0	
	98-02		R			53-0302K		Ø 286,0 Th 10,0-8,0	
	2/98-9/02		R		53-0302		Ate	160,0x25	Hand Brake
2.0 T. Eng.B204R (147kW)	2/98-9/02		F		22-0118-1		Ate	Th 19,5	
	2/98-9/02		R		22-0275-0		Ate	Th 15,5	
	98-02		F		23-0605			Ø 288,0 Th 25,0-21,0	Vent.
	98-02		R		23-0607			Ø 286,0 Th 10,0-8,0	
	98-02		R			53-0302K		Ø 286,0 Th 10,0-8,0	
	2/98-9/02		R		53-0302		Ate	160,0x25	Hand Brake
2.0 T. Eng.B205E (110kW)	1/01-9/02		F		22-0118-1		Ate	Th 19,5	
	1/01-9/02		R		22-0275-0		Ate	Th 15,5	
	01-02		F		23-0605			Ø 288,0 Th 25,0-21,0	Vent.
	01-02		R		23-0607			Ø 286,0 Th 10,0-8,0	
	01-02		R			53-0302K		Ø 286,0 Th 10,0-8,0	
	1/01-9/02		R		53-0302		Ate	160,0x25	Hand Brake
2.0 T. Eng.B205L/ R (151kW)	10/99-9/02		F		22-0118-1		Ate	Th 19,5	
	10/99-9/02		R		22-0275-0		Ate	Th 15,5	
	01-		R		23-0607			Ø 286,0 Th 10,0-8,0	
	01-		R			53-0302K		Ø 286,0 Th 10,0-8,0	
	10/99-9/02		R		53-0302		Ate	160,0x25	Hand Brake
2.0-16 Eng.B204I (96kW)	2/98-9/02		F		22-0118-1		Ate	Th 19,5	
	2/98-9/02		R		22-0275-0		Ate	Th 15,5	
	98-02		F		23-0605			Ø 288,0 Th 25,0-21,0	Vent.
	98-02		R		23-0607			Ø 286,0 Th 10,0-8,0	
	98-02		R			53-0302K		Ø 286,0 Th 10,0-8,0	
	2/98-9/02		R		53-0302		Ate	160,0x25	Hand Brake
2.2 TiD (Exc. Cabrio) Eng.D223L (92kW)	11/00-9/02		F		22-0118-1		Ate	Th 19,5	
	11/00-9/02		R		22-0275-0		Ate	Th 15,5	
	98-00		F		23-0605			Ø 288,0 Th 25,0-21,0	Vent.
	98-00		R		23-0607			Ø 286,0 Th 10,0-8,0	
	98-00		R			53-0302K		Ø 286,0 Th 10,0-8,0	
	11/00-9/02		R		53-0302		Ate	160,0x25	Hand Brake
2.2 TiD (Exc. Cabrio) Eng.X22DTH (85kW)	2/98-11/00		F		22-0118-1		Ate	Th 19,5	
	2/98-11/00		R		22-0275-0		Ate	Th 15,5	
	98-00		F		23-0605			Ø 288,0 Th 25,0-21,0	Vent.
	98-00		R		23-0607			Ø 286,0 Th 10,0-8,0	
	98-00		R			53-0302K		Ø 286,0 Th 10,0-8,0	
	2/98-11/00		R		53-0302		Ate	160,0x25	Hand Brake
2.3 i Eng.B234I (108-110kW)	2/98-9/02		F		22-0118-1		Ate	Th 19,5	
	2/98-9/02		R		22-0275-0		Ate	Th 15,5	
	98-02		F		23-0605			Ø 288,0 Th 25,0-21,0	Vent.
	98-02		R		23-0607			Ø 286,0 Th 10,0-8,0	
	98-02		R			53-0302K		Ø 286,0 Th 10,0-8,0	
	2/98-9/02		R		53-0302	53-0302K	Ate	160,0x25	Hand Brake
2.3 T. Eng.B234L (170kW)	1/98-12/02		R		53-0302		Ate	160,0x25	Hand Brake
2.3 T. Eng.B235R (165kW)	10/98-9/02		F		22-0118-1		Ate	Th 19,5	
	10/98-9/02		R		22-0275-0		Ate	Th 15,5	
	10/98-9/02		R			53-0302K	Ate	Th 15,5	
	10/98-9/02		R		53-0302		Ate	160,0x25	Hand Brake
<b>9-3 II (YS3F), SW, Cabrio 9/02-</b>									
1.8 i Eng.Z18XE (90kW)	1/04-		F		22-0540-0		Ate	Th 20,0	
	1/04-		R		22-0337-1		Ate	Th 16,5	
	04-		F		23-0608			Ø 285,0 Th 25,0-22,0	Vent.
	04-		R		23-0609			Ø 278,0 Th 12,0-10,0	15Inch Wheels

		Spare Parts	F/R	L/R	METELLI ref.	METELLI ref. w/KIT		DIMENSIONS mm.	NOTE
1.8 i Eng.Z18XE (90kW)	04-		R		23-0682C			Ø 292,0 Th 20,0-18,0	Vent., (Coated), 16Inch Wheels
1.8 T. Eng.B207E (110kW)	9/02-		F		22-0540-0		Ate	Th 20,0	
	9/02-		R		22-0337-1		Ate	Th 16,5	
	02-		F		23-0608			Ø 285,0 Th 25,0-22,0	Vent., 15Inch Wheels
	02-		R		23-0609			Ø 278,0 Th 12,0-10,0	15Inch Wheels
	02-		R		23-0682C			Ø 292,0 Th 20,0-18,0	Vent., (Coated), 16Inch Wheels
1.9 TiD Eng.Z19DT (88kW)	9/04-		F		22-0540-0		Ate	Th 20,0	
	9/04-		R		22-0337-1		Ate	Th 16,5	
	04-		F		23-0608			Ø 285,0 Th 25,0-22,0	Vent., 15Inch Wheels
	04-		R		23-0609			Ø 278,0 Th 12,0-10,0	15Inch Wheels
	04-		R		23-0682C			Ø 292,0 Th 20,0-18,0	Vent., (Coated), 16Inch Wheels
1.9 TiD Eng.Z19DTH (110kW)	9/04-		F		22-0540-0		Ate	Th 20,0	
	9/04-		R		22-0337-1		Ate	Th 16,5	
	04-		F		23-0608			Ø 285,0 Th 25,0-22,0	Vent., 15Inch Wheels
	04-		R		23-0609			Ø 278,0 Th 12,0-10,0	15Inch Wheels
	04-		R		23-0682C			Ø 292,0 Th 20,0-18,0	Vent., (Coated), 16Inch Wheels
1.9 TTiD Eng.Z19DTR (132kW)	08-		F		22-0540-0		Ate	Th 20,0	
	08-		R		22-0337-1		Ate	Th 16,5	
	08-		F		23-0608			Ø 285,0 Th 25,0-22,0	Vent., 15Inch Wheels
	08-		R		23-0609			Ø 278,0 Th 12,0-10,0	15Inch Wheels
	08-		R		23-0682C			Ø 292,0 Th 20,0-18,0	Vent., (Coated), 16Inch Wheels
2.0 T (177kW)	09-		F		22-0813-0		Ate	Th 20,5	
	09-		R		22-0337-1		Ate	Th 16,5	
2.0 T. Eng.B207L (129kW)	9/02-		F		22-0540-0		Ate	Th 20,0	
	9/02-		R		22-0337-1		Ate	Th 16,5	
	02-		F		23-0608			Ø 285,0 Th 25,0-22,0	Vent., 15Inch Wheels
	02-		R		23-0609			Ø 278,0 Th 12,0-10,0	15Inch Wheels
	02-		R		23-0682C			Ø 292,0 Th 20,0-18,0	Vent., (Coated), 16Inch Wheels
2.0 T. Eng.B207L (147kW)	07-		F		22-0540-0		Ate	Th 20,0	
	07-		R		22-0337-1		Ate	Th 16,5	
	07-		F		23-0608			Ø 285,0 Th 25,0-22,0	Vent., 15Inch Wheels
	07-		R		23-0609			Ø 278,0 Th 12,0-10,0	15Inch Wheels
	07-		R		23-0682C			Ø 292,0 Th 20,0-18,0	Vent., (Coated), 16Inch Wheels
2.0 T. Eng.B207R (154kW)	9/02-		F		22-0813-0		Ate	Th 20,5	
	9/02-		R		22-0337-1		Ate	Th 16,5	
	02-05		F		23-0681C			Ø 302,0 Th 28,0-26,0	Vent., Usa, (Coated)
	02-		R		23-0609			Ø 278,0 Th 12,0-10,0	15Inch Wheels
	02-		R		23-0682C			Ø 292,0 Th 20,0-18,0	Vent., (Coated), 16Inch Wheels
2.2 TiD Eng.D223L (85-88-92kW)	9/02-		F		22-0540-0		Ate	Th 20,0	
	9/02-		R		22-0337-1		Ate	Th 16,5	
	02-		F		23-0608			Ø 285,0 Th 25,0-22,0	Vent., 15Inch Wheels
	02-		R		23-0609			Ø 278,0 Th 12,0-10,0	15Inch Wheels
	02-		R		23-0682C			Ø 292,0 Th 20,0-18,0	Vent., (Coated), 16Inch Wheels
2.8 T V6 (188kW)	07-		F		22-0813-0		Ate	Th 20,5	
07-	R			22-0337-1		Ate	Th 16,5		
2.8 T V6 (203kW)	08-		F		22-0813-0		Ate	Th 20,5	
08-	R			22-0337-1		Ate	Th 16,5		
2.8 T. V6 Eng.B284L (184kW)	05-		F		22-0813-0		Ate	Th 20,5	
	05-		R		22-0337-1		Ate	Th 16,5	
	05-		F		23-0681C			Ø 302,0 Th 28,0-26,0	Vent., Usa, (Coated)
	05-		R		23-0682C			Ø 292,0 Th 20,0-18,0	Vent., (Coated), 16Inch Wheels
	05-		R		23-0609			Ø 278,0 Th 12,0-10,0	15Inch Wheels
2.8 V6 T. Eng.B284R (206kW)	08-		F		22-0813-0		Ate	Th 20,5	
	08-		R		22-0337-1		Ate	Th 16,5	
<b>9-5 (YS3E), SW 9/97-</b>									
1.9 TiD Eng.Z19DTH (110kW)	1/06-		F		22-0118-2		Ate	Th 19,5	
	1/06-		R		22-0261-0		Ate	Th 17,0	
	06-		F		23-0605			Ø 288,0 Th 25,0-21,0	Vent., 15Inch Wheels
	06-		R		23-0796			Ø 286,0 Th 10,0-8,0	
	06-		R			53-0302K		Ø 286,0 Th 10,0-8,0	
2.0 Eng.B205L (136kW)	7/00-7/01		R		53-0302		Ate	160,0x25	Hand Brake
2.0 T. Eng.B204L (141kW)	01-		F		22-0118-2		Ate	Th 19,5	
	98-01		F		22-0118-1		Ate	Th 19,5	
	98-99		R		22-0275-0		Ate	Th 15,5	
	99-		R		22-0261-0		Ate	Th 17,0	
	98-		F		23-0605			Ø 288,0 Th 25,0-21,0	Vent.
			R		23-0796			Ø 286,0 Th 10,0-8,0	Ch X3025752-

			Spare Parts	F/R	L/R	METELLI ref.	METELLI ref. w/KIT		DIMENSIONS mm.	NOTE	
2.0 T. Eng.B204L (141kW)			98-	R		23-0607			Ø 286,0 Th 10,0-8,0	Ch -X3025751	
			98-	R			53-0302K		Ø 286,0 Th 10,0-8,0	Ch -X3025751	
			98-	R			53-0302		Ate	160,0x25	Hand Brake
2.0 T. Eng.B205E (110kW)			-01	F		22-0118-1		Ate	Th 19,5		
			01-	F		22-0118-2		Ate	Th 19,5		
			-99	R		22-0275-0		Ate	Th 15,5		
			99-	R		22-0261-0		Ate	Th 17,0		
			97-	F		23-0605				Ø 288,0 Th 25,0-21,0	Vent., 15Inch Wheels
			97-	R		23-0796				Ø 286,0 Th 10,0-8,0	Ch X3025752-
			97-	R		23-0607				Ø 286,0 Th 10,0-8,0	Ch -X3025751
			97-	R				53-0302K		Ø 286,0 Th 10,0-8,0	Ch -X3025751
			9/97-	R		53-0302		53-0302K		Ate	160,0x25
2.0 T. Eng.B205E (132kW)			10/07-	R		53-0302		Ate	160,0x25	Hand Brake	
2.2 TiD Eng.D223L (85-88-92kW)			3/02-	F		22-0118-2		Ate	Th 19,5		
			3/02-	R		22-0261-0		Ate	Th 17,0		
			02-	F		23-0605				Ø 288,0 Th 25,0-21,0	Vent.
			02-	R		23-0796				Ø 286,0 Th 10,0-8,0	Ch X3025752-
			02-	R		23-0607				Ø 286,0 Th 10,0-8,0	Ch -X3025751
			3/02-	R				53-0302K		Ø 286,0 Th 10,0-8,0	Ch -X3025751
2.3 T. Eng.B235E (125-169kW)			-01	F		22-0118-1		Ate	Th 19,5		
			01-	F		22-0118-2		Ate	Th 19,5		
			-99	R		22-0275-0		Ate	Th 15,5		
			99-	R		22-0261-0		Ate	Th 17,0		
			97-	F		23-0605				Ø 288,0 Th 25,0-21,0	Vent.
			97-	R		23-0796				Ø 286,0 Th 10,0-8,0	Ch X3025752-
			97-	R		23-0607				Ø 286,0 Th 10,0-8,0	Ch -X3025751
			97-	R				53-0302K		Ø 286,0 Th 10,0-8,0	Ch -X3025751
			9/97-	R		53-0302			Ate	160,0x25	Hand Brake
2.3 T. Eng.B235E (136kW)			-01	F		22-0118-1		Ate	Th 19,5		
			01-	F		22-0118-2		Ate	Th 19,5		
			01-	R		22-0261-0		Ate	Th 17,0		
			01-	F		23-0605				Ø 288,0 Th 25,0-21,0	Vent.
			01-	R		23-0796				Ø 286,0 Th 10,0-8,0	Ch X3025752-
			01-	R		23-0607				Ø 286,0 Th 10,0-8,0	Ch -X3025751
			01-	R				53-0302K		Ø 286,0 Th 10,0-8,0	Ch -X3025751
			1/01-	R		53-0302			Ate	160,0x25	Hand Brake
			2.3 T. Eng.B235L (162kW)			03-	F		22-0118-2		Ate
03-	R					22-0261-0		Ate	Th 17,0		
03-	F					23-0605				Ø 288,0 Th 25,0-21,0	Vent., 15Inch Wheels
03-	F					23-0826				Ø 308,0 Th 25,0-22,0	Vent., 16Inch Wheels
03-	R					23-0796				Ø 286,0 Th 10,0-8,0	
03-	R							53-0302K		Ø 286,0 Th 10,0-8,0	
2.3 T. Eng.B235R (169kW)			7/03-	R		53-0302		Ate	160,0x25	Hand Brake	
			-01	F		22-0118-1		Ate	Th 19,5		
			01-	F		22-0118-2		Ate	Th 19,5		
			-99	R		22-0275-0		Ate	Th 15,5		
			99-	R		22-0261-0		Ate	Th 17,0		
			99-01	F		23-0826				Ø 308,0 Th 25,0-22,0	Vent., 16Inch Wheels
			99-	R		23-0796				Ø 286,0 Th 10,0-8,0	Ch X3025752-
			99-	R		23-0607				Ø 286,0 Th 10,0-8,0	Ch -X3025751
			10/99-9/01	R				53-0302K		Ø 286,0 Th 10,0-8,0	Ch -X3025751
2.3 T. Eng.B235R (184kW)			9/01-	R		53-0302		Ate	160,0x25	Hand Brake	
			-01	F		22-0118-1		Ate	Th 19,5		
			01-	F		22-0118-2		Ate	Th 19,5		
			01-	R		22-0261-0		Ate	Th 17,0		
			01-	F		23-0826				Ø 308,0 Th 25,0-22,0	Vent., 16Inch Wheels
			01-	R		23-0796				Ø 286,0 Th 10,0-8,0	
2.3 T. Eng.B235R (191kW)			9/01-	R				53-0302K	Ø 286,0 Th 10,0-8,0		
			05-	F		22-0118-2		Ate	Th 19,5		
			05-	R		22-0261-0		Ate	Th 17,0		
			05-	F		23-0826				Ø 308,0 Th 25,0-22,0	Vent., 16Inch Wheels
			05-	F				53-0302K		Ø 308,0 Th 25,0-22,0	Vent., 16Inch Wheels
3.0 TiD Eng.D308L (130kW)			7/01-	F		22-0118-2		Ate	Th 19,5		
			7/01-	R		22-0261-0		Ate	Th 17,0		



		Spare Parts	F/R	L/R	METELLI ref.	METELLI ref. w/KIT		DIMENSIONS mm.	NOTE
3.0 TiD Eng.D308L (130kW)	01-		F		23-0826			Ø 308,0 Th 25,0-22,0	Vent., 16Inch Wheels
	-12/01		R		23-0796			Ø 286,0 Th 10,0-8,0	Ch X3025752-
	-12/01		R			53-0302K		Ø 286,0 Th 10,0-8,0	Ch X3025752-
	7/01-		R		53-0302		Ate	160,0x25	Hand Brake
3.0 V6t Eng.B308E (147kW)	-01		F		22-0118-1		Ate	Th 19,5	
	01-		F		22-0118-2		Ate	Th 19,5	
	-99		R		22-0275-0		Ate	Th 15,5	
	99-		R		22-0261-0		Ate	Th 17,0	
	10/98-		F		23-0605			Ø 288,0 Th 25,0-21,0	Vent.
	98-		F		23-0826			Ø 308,0 Th 25,0-22,0	Vent., 16Inch Wheels
			R		23-0796			Ø 286,0 Th 10,0-8,0	Ch X3025752-
	10/98-		R		23-0607			Ø 286,0 Th 10,0-8,0	Ch -X3025751
	10/98-		R			53-0302K		Ø 286,0 Th 10,0-8,0	Ch -X3025751
	1/98-		R		53-0302		Ate	160,0x25	Hand Brake
<b>96 10/65-8/80</b>									
1.5 GT Eng.FordV4 (50kW)	10/65-8/80		R		53-0377		Ap	203,2x38	
1.5 V4 Eng.FordV4 (46-48-50kW)	10/65-8/80		R		53-0377		Ap	203,2x38	
<b>99 4/72-12/84</b>									
2.0 Eng.B20C/ B20I (74-85-87-80-93kW)	9/74-12/84		F		22-0018-1		Gir	Th 14,0	Vent.
	9/74-12/84		F		22-0018-0		Gir	Th 16,5	
	9/74-12/84		R		22-0002-0		Ate	Th 14,0	
	9/74-12/84		R		53-0377		Ap	203,2x38	
2.0 Eng.B20I (74-85-87-80-93kW)	9/74-12/78		F		22-0018-1		Gir	Th 14,0	Vent.
	9/74-12/78		F		22-0018-0		Gir	Th 16,5	
	9/74-12/78		R		22-0002-0		Ate	Th 14,0	
	74-78		F/R		23-0663			Ø 269,0 Th 10,5-9,5	
	9/74-12/78		R		53-0377		Ap	203,2x38	
2.0 Eng.B20P (70kW)	10/72-8/74		F		22-0003-0		Ate	Th 15,0	
	10/72-8/74		R		22-0002-0		Ate	Th 14,0	
	10/72-8/74		R		53-0377		Ap	203,2x38	
2.0 Eng.BH120/ B20IH (74-85-87-80-93kW)	4/72-8/74		F		22-0003-0		Ate	Th 15,0	
	4/72-8/74		R		22-0002-0		Ate	Th 14,0	
	72-74		F/R		23-0663			Ø 269,0 Th 10,5-9,5	
	4/72-8/74		R		53-0377		Ap	203,2x38	
<b>99 SW Coupe 8/68-12/84</b>									
1.7 Eng.P104S (59kW)	8/68-5/71		F		22-0003-0		Ate	Th 15,0	
	8/68-5/71		R		22-0002-0		Ate	Th 14,0	
	68-71		F/R		23-0663			Ø 269,0 Th 10,5-9,5	
1.85 Eng.PE104S (65kW)	10/70-5/74		F		22-0003-0		Ate	Th 15,0	
	10/70-5/74		R		22-0002-0		Ate	Th 14,0	
	70-74		F/R		23-0663			Ø 269,0 Th 10,5-9,5	
1.85i Eng.PE104S (71kW)	10/71-9/72		F		22-0003-0		Ate	Th 15,0	
	10/71-9/72		R		22-0002-0		Ate	Th 14,0	
	71-72		F/R		23-0663			Ø 269,0 Th 10,5-9,5	
2.0 Eng.B202 (79kW)	3/76-5/78		F		22-0018-1		Gir	Th 14,0	Vent.
	3/76-5/78		F		22-0018-0		Gir	Th 16,5	
	3/76-5/78		R		22-0002-0		Ate	Th 14,0	
	76-78		F/R		23-0663			Ø 269,0 Th 10,5-9,5	
2.0 i Eng.BI20 (87kW)	1/81-12/84		F		22-0018-1		Gir	Th 14,0	Vent.
	1/81-12/84		F		22-0018-0		Gir	Th 16,5	
	1/81-12/84		R		22-0002-0		Ate	Th 14,0	
	81-84		F/R		23-0663			Ø 269,0 Th 10,5-9,5	
2.0 T. Eng.B20SH (107kW)	10/77-6/80		F		22-0018-1		Gir	Th 14,0	Vent.
	10/77-6/80		F		22-0018-0		Gir	Th 16,5	
	10/77-6/80		R		22-0002-0		Ate	Th 14,0	
	77-80		R		23-0663			Ø 269,0 Th 10,5-9,5	
<b>Monte Carlo 1/66-12/67</b>									
0.8 (39kW)	1/66-12/67		R		53-0377		Ap	203,2x38	

## SAE DUPILLIER / AXLE


<b>Knorr Brakes 1/98-</b>									
SB5000	1/98-		F		22-0583-0		Knorr	Th 27,0	17,5Inch Wheels
SB6000	1/98-		F		22-0584-0		Knorr	Th 30,0	19,5Inch Wheels
SB7000	1/98-		F		22-0585-0		Knorr	Th 30,0	22,5Inch Wheels
<b>Haldex Brakes 1/00-</b>									
DB22	1/00-		F		22-0594-0		Hal	Th 30,0	22,5Inch Wheels
<b>Knorr Brakes 1/98-</b>									
SB6000	1/98-		F		22-0584-0		Knorr	Th 30,0	19,5Inch Wheels

		Spare Parts	F/R	L/R	METELLI ref.	METELLI ref. w/KIT		DIMENSIONS mm.	NOTE
SB7000	1/98-		F		22-0585-0		Knorr	Th 30,0	22,5Inch Wheels


































## SANTANA

300/350 9/98-										
1.6 D Eng.DV6ATED4 (66kW)	05-		R		53-0403			254,0x47		
PS10/Anibal 3/03-										
2.8 Tdi (78-92kW)	03-		F		22-0031-1		Gir	Th 15,0		
	03-		R		22-0026-4		Gir	Th 14,0		




































## SAO

Penza 1/91-12/94										
1.3 Eng.B3E Mazda (49kW)	1/91-12/94		R		53-0207		Sum	200,0x25	Hand Brake	























## SCANIA




































114 C 5/96-										
340 Eng.DC 11.01 (250kW)	3/98-		F/R		22-0585-0		Knorr	Th 30,0		
340 Eng.DC 11.03 (250kW)	4/99-		F/R		22-0585-0		Knorr	Th 30,0		
340 Eng.DSC 11.79 (250kW)	5/96-		F/R		22-0585-0		Knorr	Th 30,0		
380 Eng.DC 11.02 (280kW)	3/98-		F/R		22-0585-0		Knorr	Th 30,0		
114 G 5/96-										
340 Eng.DC 11.01 (250kW)	3/98-		F/R		22-0585-0		Knorr	Th 30,0		
340 Eng.DC 11.03 (250kW)	4/99-		F/R		22-0585-0		Knorr	Th 30,0		
340 Eng.DSC 11.79 (250kW)	5/96-		F/R		22-0585-0		Knorr	Th 30,0		
380 Eng.DC 11.02 (280kW)	3/98-		F/R		22-0585-0		Knorr	Th 30,0		
114 L 5/96-										
340 Eng.DC 11.01 (250kW)	3/98-		F/R		22-0585-0		Knorr	Th 30,0		
340 Eng.DC 11.03 (250kW)	4/99-		F/R		22-0585-0		Knorr	Th 30,0		
340 Eng.DSC 11.79 (250kW)	5/96-		F/R		22-0585-0		Knorr	Th 30,0		
380 Eng.DC 11.02 (280kW)	3/98-		F/R		22-0585-0		Knorr	Th 30,0		
380 Eng.DC 11.04 (280kW)	11/99-		F/R		22-0585-0		Knorr	Th 30,0		
124 C 9/96-										
360 Eng.DSC 12.02 (265kW)	9/96-		F/R		22-0585-0		Knorr	Th 30,0		
400 Eng.DSC 12.01 (294kW)	9/96-		F/R		22-0585-0		Knorr	Th 30,0		
124 G 5/96-										
360 Eng.DSC 12.02 (265kW)	5/96-		F/R		22-0585-0		Knorr	Th 30,0		
400 Eng.DSC 12.01 (294kW)	5/96-		F/R		22-0585-0		Knorr	Th 30,0		
124 L 9/96-										
360 Eng.DSC 12.02 (265kW)	9/96-		F/R		22-0585-0		Knorr	Th 30,0		
400 Eng.DSC 12.01 (294kW)	9/96-		F/R		22-0585-0		Knorr	Th 30,0		
420 Eng.DC 12.01 (309kW)	9/98-		F/R		22-0585-0		Knorr	Th 30,0		
420 Eng.DSC 12.05 (309kW)	9/97-		F/R		22-0585-0		Knorr	Th 30,0		
440 Eng.DT 12.08 (324kW)	1/01-		F/R		22-0585-0		Knorr	Th 30,0		
470 Eng.DT 12.02 (345kW)	1/01-		F/R		22-0585-0		Knorr	Th 30,0		
144 C 9/96-										
530 Eng.DSC 14.13 (390kW)	9/96-		F/R		22-0585-0		Knorr	Th 30,0		
144 G 9/96-										
530 Eng.DSC 14.13 (390kW)	4/96-		F/R		22-0585-0		Knorr	Th 30,0		
144 L 9/96-										
530 Eng.DSC 14.13 (390kW)	4/96-		F/R		22-0585-0		Knorr	Th 30,0		
164 C 5/00-										
480 Eng.DC 16.02 (353kW)	5/00-		F/R		22-0585-0		Knorr	Th 30,0		
580 Eng.DC 16.01 (426kW)	5/00-		F/R		22-0585-0		Knorr	Th 30,0		
164 G 5/00-										
480 Eng.DC 16.02 (353kW)	5/00-		F/R		22-0585-0		Knorr	Th 30,0		
580 Eng.DC 16.01 (426kW)	5/00-		F/R		22-0585-0		Knorr	Th 30,0		
164 L 5/00-										
480 Eng.DC 16.02 (353kW)	5/00-		F/R		22-0585-0		Knorr	Th 30,0		
580 Eng.DC 16.01 (426kW)	5/00-		F/R		22-0585-0		Knorr	Th 30,0		
94 C 12/96-										
260 Eng.DSC 9.12 (191kW)	12/96-		F/R		22-0585-0		Knorr	Th 30,0		




































		Spare Parts	F/R	L/R	METELLI ref.	METELLI ref. w/KIT		DIMENSIONS mm.	NOTE
310 Eng.DSC 9.13 (228kW)	4/97-		F/R		22-0585-0		Knorr	Th 30,0	
310 Eng.DSC 9.15 (228kW)	4/97-		F/R		22-0585-0		Knorr	Th 30,0	
<b>94 D 12/96-</b>									
220 Eng.DSC 9.11 (162kW)	8/96-		F/R		22-0585-0		Knorr	Th 30,0	
230 Eng.DC 9.01 (169kW)	8/99-		F/R		22-0585-0		Knorr	Th 30,0	
230 Eng.DC 9.04 (169kW)	11/00-		F/R		22-0585-0		Knorr	Th 30,0	
260 Eng.DSC 9.12 (191kW)	12/96-		F/R		22-0585-0		Knorr	Th 30,0	
310 Eng.DSC 9.13 (228kW)	4/97-		F/R		22-0585-0		Knorr	Th 30,0	
310 Eng.DSC 9.15 (228kW)	4/97-		F/R		22-0585-0		Knorr	Th 30,0	
<b>94 G 8/96-</b>									
220 Eng.DSC 9.11 (162kW)	8/96-		F/R		22-0585-0		Knorr	Th 30,0	
260 Eng.DSC 9.12 (191kW)	12/96-		F/R		22-0585-0		Knorr	Th 30,0	
310 Eng.DSC 9.13 (228kW)	4/97-		F/R		22-0585-0		Knorr	Th 30,0	
310 Eng.DSC 9.15 (228kW)	4/97-		F/R		22-0585-0		Knorr	Th 30,0	
<b>94 L 4/97-</b>									
310 Eng.DSC 9.13 (228kW)	4/97-		F/R		22-0585-0		Knorr	Th 30,0	
310 Eng.DSC 9.15 (228kW)	4/97-		F/R		22-0585-0		Knorr	Th 30,0	
<b>P II 9/04-</b>									
230 Eng.DC 9.13 (169kW)	9/04-		F/R		22-0585-0		Knorr	Th 30,0	
230 Eng.DC 9.16 (169kW)	9/04-		F/R		22-0585-0		Knorr	Th 30,0	
270 Eng.DC 9.12 (198kW)	9/04-		F/R		22-0585-0		Knorr	Th 30,0	
310 Eng.DC 9.11 (228kW)	9/04-		F/R		22-0585-0		Knorr	Th 30,0	
310 Eng.DC 9.18 (228kW)	9/04-		F/R		22-0585-0		Knorr	Th 30,0	
340 Eng.DC 11.08 (250kW)	9/04-		F/R		22-0585-0		Knorr	Th 30,0	
380 Eng.DC 11.09 (279kW)	9/04-		F/R		22-0585-0		Knorr	Th 30,0	
420 Eng.DC 12.14 (309kW)	9/04-		F/R		22-0585-0		Knorr	Th 30,0	
420 Eng.DC 12.15 (309kW)	2/06-		F/R		22-0585-0		Knorr	Th 30,0	
420 Eng.DT 12.12 (309kW)	9/05-		F/R		22-0585-0		Knorr	Th 30,0	
<b>R II 3/04-</b>									
340 Eng.DC 11.08 (250kW)	3/04-		F/R		22-0585-0		Knorr	Th 30,0	
380 Eng.DC 11.09 (279kW)	3/04-		F/R		22-0585-0		Knorr	Th 30,0	
420 Eng.DC 12.14 (309kW)	3/04-		F/R		22-0585-0		Knorr	Th 30,0	
420 Eng.DT 12.11 (309kW)	3/04-		F/R		22-0585-0		Knorr	Th 30,0	
470 Eng.DT 12.06 (345kW)	3/04-		F/R		22-0585-0		Knorr	Th 30,0	
500 Eng.DC 16.04 (368kW)	3/04-		F/R		22-0585-0		Knorr	Th 30,0	
580 Eng.DC 16.03 (426kW)	3/04-		F/R		22-0585-0		Knorr	Th 30,0	
620 Eng.DC 16.08 (456kW)	9/05-		F/R		22-0585-0		Knorr	Th 30,0	


































































## SEAT

<b>124 1/68-10/80</b>									
1.2, SW Eng.021A1/ FA (48kW)	68-80		F/R		23-0014			Ø 227,0 Th 11,0-9,0	
1.2, SW Eng.124A/ B (44kW)	68-76		F/R		23-0014			Ø 227,0 Th 11,0-9,0	
1.43 Eng.124B2.000 (55kW)	70-76		F		23-0014			Ø 227,0 Th 11,0-9,0	
1.43 Especial (70kW)	70-76		F		23-0014			Ø 227,0 Th 11,0-9,0	
<b>127 (127A) 4/72-12/82</b>									
0.9 Eng.A112A5 (33kW)	4/72-12/82		F		22-0001-0		Bdx	Th 17,5	
	72-82		F		23-0014			Ø 227,0 Th 11,0-9,0	
	4/72-12/82		R		53-0063		Fiat	185,0x31	Fitted Adjuster, Hand Brake
	78-82		R		18-0029			Ø 185,0	
1.0 Eng.127A.000 (38kW)	82-12/82		R		18-0003			Ø 185,0	
	4/72-12/82		F		22-0001-0		Bdx	Th 17,5	
	4/72-12/82		R		53-0063		Fiat	185,0x31	Fitted Adjuster, Hand Brake
	78-82		R		18-0029			Ø 185,0	
1.2 (49kW)	82-12/82		R		18-0003			Ø 185,0	
	1/76-12/80		F		22-0001-0		Bdx	Th 17,5	
	1/76-12/80		R		53-0063		Fiat	185,0x31	Fitted Adjuster, Hand Brake
	76-80		R		18-0029			Ø 185,0	
1.4 (57kW)	1/76-12/80		R		53-0063		Fiat	185,0x31	Fitted Adjuster, Hand Brake
	76-80		R		18-0029			Ø 185,0	
<b>131 10/74-12/86</b>									
1.3 Mirafiori Eng.131A6.000 (40kW)	74-81		F		23-0014			Ø 227,0 Th 11,0-9,0	
	74-81		R		18-0030			Ø 228,4	
1.3 Super Mirafiori Eng.131B.000 (57kW)	78-80		F		23-0014			Ø 227,0 Th 11,0-9,0	
	78-80		R		18-0030			Ø 228,4	






























































		Spare Parts	F/R	L/R	METELLI ref.	METELLI ref. w/KIT		DIMENSIONS mm.	NOTE
1.4 Mirafiori Eng.131C1.000 (51kW)	80-84		F		23-0014			Ø 227,0 Th 11,0-9,0	
	80-84		R		18-0030			Ø 228,4	
1.5 Eng.021A.2000 (55-62kW)	82-85		F		23-0014			Ø 227,0 Th 11,0-9,0	
1.6 Eng.132BBOAO (71kW)	82-85		F		23-0014			Ø 227,0 Th 11,0-9,0	
	82-85		R		18-0030			Ø 228,4	
2.0 Eng.131C4.000 (85kW)	78-85		F		23-0014			Ø 227,0 Th 11,0-9,0	
2.4 D Eng.8144.61 (53kW)	78-86		F		23-0014			Ø 227,0 Th 11,0-9,0	
<b>132 5/73-12/82</b>									
1.6 Eng.132AB (72kW)	73-80		F		23-0014			Ø 227,0 Th 11,0-9,0	
1.8 Eng.132A/ B, C1 (77kW)	73-80		F		23-0014			Ø 227,0 Th 11,0-9,0	
1.9 (80kW)	79-82		F		23-0014			Ø 227,0 Th 11,0-9,0	
2.0 D Eng.132DB.2A (40kW)	73-80		F		23-0014			Ø 227,0 Th 11,0-9,0	
2.2 D Eng.OM615.912 (44kW)	79-82		F		23-0014			Ø 227,0 Th 11,0-9,0	
<b>133 5/74-11/79</b>									
0.8 Eng.DG/ 100GL6 (25kW)	74-79		F		23-0014			Ø 227,0 Th 11,0-9,0	
	5/74-11/79		R		53-0063		Fiat	185,0x31	Fitted Adjuster, Hand Brake
	74-79		R		18-0029			Ø 185,0	
<b>600 3/55-4/70</b>									
0.8 D Eng.100D (17kW)	63-70		R		18-0004			Ø 185,0	
<b>850 1/66-7/75</b>									
0.9 Eng.100G (25-27kW)	66-75		F		23-0014			Ø 227,0 Th 11,0-9,0	
	66-75		F/R		18-0004			Ø 185,0	
0.9 Eng.100GB (35kW)	66-74		F		23-0014			Ø 227,0 Th 11,0-9,0	
	66-74		F/R		18-0004			Ø 185,0	
<b>Alhambra (7V8, 7V9) 4/96-</b>									
1.8 T. 20v Eng.AJH/ AWC (110kW)	-00		F		22-0279-0		Ate	Th 20,0	
	00-02		F		22-0279-1		Ate	Th 20,0	15Inch Wheels
	01-		F		22-0551-0		Ate	Th 19,5	16Inch Wheels
	-00		R		22-0100-1		Gir	Th 17,0	
	00-02		R		22-0100-3		Gir	Th 17,0	15Inch Wheels
	01-		R		22-0346-2		Gir	Th 16,5	16Inch Wheels
	97-		F		23-0403			Ø 288,0 Th 25,0-21,0	Ch -7M1530756, Vent.
	97-		F		23-0792			Ø 313,0 Th 26,0-22,0	Ch 7M2500001-, Vent., 16Inch Wheels
	97-		R		23-0404			Ø 268,0 Th 10,0-8,0	Ch -7M1530756, 15Inch Wheels
	97-		R		23-0767			Ø 294,0 Th 13,5-11,5	Ch 7M2500001-, 16Inch Wheels
1.9 TDi Eng.1Z/ AHU/ ANU (66kW)	-00		F		22-0279-0		Ate	Th 20,0	
	00-02		F		22-0279-1		Ate	Th 20,0	15Inch Wheels
	01-		F		22-0550-0		Ate	Th 19,0	16Inch Wheels
	-00		R		22-0100-1		Gir	Th 17,0	
	00-		R		22-0100-3		Gir	Th 17,0	
	96-		F		23-0403			Ø 288,0 Th 25,0-21,0	Ch -7M1530756, Vent.
	96-		F		23-0736			Ø 300,0 Th 26,0-22,0	Ch 7M2500001-, Vent., 15Inch Wheels
	96-		R		23-0404			Ø 268,0 Th 10,0-8,0	15Inch Wheels
1.9 TDi Eng.AFN (81kW)	-00		F		22-0279-0		Ate	Th 20,0	
	00-		F		22-0279-1		Ate	Th 20,0	15Inch Wheels
	-00		R		22-0100-1		Gir	Th 17,0	
	96-4/01		F		23-0403			Ø 288,0 Th 25,0-21,0	Vent.
	96-		R		23-0404			Ø 268,0 Th 10,0-8,0	15Inch Wheels
1.9 TDi Eng.ASZ (96kW)	11/02-		F		22-0550-0		Ate	Th 19,0	
	11/02-		R		22-0100-3		Gir	Th 17,0	
	11/02-		F		23-0736			Ø 300,0 Th 26,0-22,0	Vent., 15Inch Wheels
	11/02-		R		23-0404			Ø 268,0 Th 10,0-8,0	15Inch Wheels
	11/02-		R		23-0767			Ø 294,0 Th 13,5-11,5	4motion, 16Inch Wheels
1.9 TDi Eng.BTB (110kW)	05-		F		23-0792			Ø 313,0 Th 26,0-22,0	Vent., 16Inch Wheels
	05-		R		23-0767			Ø 294,0 Th 13,5-11,5	
1.9 TDi, 4motion Eng.AUY/ BVK (85kW)	6/00-		R		22-0346-2		Gir	Th 16,5	4WD
	6/00-		R		22-0100-3		Gir	Th 17,0	
	6/00-		F		23-0736			Ø 300,0 Th 26,0-22,0	Ch 7M2500001-, Vent., Exc. 4motion, 15Inch Wheels
	6/00-		F		23-0792			Ø 313,0 Th 26,0-22,0	Vent., 4motion, 16Inch Wheels
	6/00-		F		23-0403			Ø 288,0 Th 25,0-21,0	Ch -7M1530756, Vent., Exc. 4motion
	6/00-		R		23-0404			Ø 268,0 Th 10,0-8,0	Exc. 4motion, 15Inch Wheels
	6/00-		R		23-0767			Ø 294,0 Th 13,5-11,5	4motion, 16Inch Wheels
2.0 i Eng.ADY/ ATM (85kW)	-00		F		22-0279-0		Ate	Th 20,0	
	00-02		F		22-0279-1		Ate	Th 20,0	15Inch Wheels
	01-		F		22-0550-0		Ate	Th 19,0	16Inch Wheels
	-00		R		22-0100-1		Gir	Th 17,0	






























































		Spare Parts	F/R	L/R	METELLI ref.	METELLI ref. w/KIT		DIMENSIONS mm.	NOTE
2.0 i Eng.ADY/ ATM (85kW)	00-	f	R		<b>22-0100-3</b>		Gir	Th 17,0	
			F		<b>23-0403</b>			Ø 288,0 Th 25,0-21,0	Ch -7M1530756, Vent.
		e	F		<b>23-0736</b>			Ø 300,0 Th 26,0-22,0	Ch 7M2500001-, Vent.
			R		<b>23-0404</b>			Ø 268,0 Th 10,0-8,0	15Inch Wheels
2.0 i 16v Eng.ABF (110kW)	-00	f	F		<b>22-0279-0</b>		Ate	Th 20,0	
	-00		R		<b>22-0100-1</b>		Gir	Th 17,0	
2.0 TDi Eng.BKD (103kW)	12/05-	f	F		<b>22-0550-0</b>		Ate	Th 19,0	
			R		<b>22-0100-3</b>		Gir	Th 17,0	
	05-	e	F		<b>23-0736</b>			Ø 300,0 Th 26,0-22,0	Vent., 15Inch Wheels
			R		<b>23-0404</b>			Ø 268,0 Th 10,0-8,0	15Inch Wheels
2.8 V6 Eng.AYL (150kW)	6/00-	f	F		<b>22-0551-0</b>		Ate	Th 19,5	
			R		<b>22-0346-2</b>		Gir	Th 16,5	
	6/00-	e	F		<b>23-0792</b>			Ø 313,0 Th 26,0-22,0	Vent., 16Inch Wheels
			R		<b>23-0767</b>			Ø 294,0 Th 13,5-11,5	16Inch Wheels
<b>Altea (5P1) / Altea XL 3/04-</b>									
1.4 16v Eng.BXW (63kW)	7/07-	f	F		<b>22-0211-2</b>		Ate	Th 19,5	
			R		<b>22-0100-1</b>		Gir	Th 17,0	
	07-	e	F		<b>23-0733</b>			Ø 280,0 Th 22,0-19,0	Vent., Cod. ID PR 1ZF, 15Inch Wheels
			F		<b>23-0734</b>			Ø 288,0 Th 25,0-22,0	Vent., Cod. ID PR 1ZE, 16Inch Wheels
			F		<b>23-0840</b>			Ø 312,0 Th 25,0-22,0	Vent., Cod. ID PR 1LJ
			R		<b>23-0724</b>			Ø 255,0 Th 10,0-8,0	Cod. ID PR 1KD/1KQ
			R		<b>23-0852</b>			Ø 286,0 Th 12,0-10,0	Cod. ID PR 1KZ/1KV/1KJ
1.4 TSI Eng.CAXA/ CAXC (92kW)	12/07-	f	F		<b>22-0548-0</b>		Ate	Th 20,0	
			R		<b>22-0100-1</b>		Gir	Th 17,0	
1.6 Eng.BGU/ BSE/ BSF (75kW)	3/04-	f	F		<b>22-0211-2</b>		Ate	Th 19,5	
			R		<b>22-0100-1</b>		Gir	Th 17,0	
	04-	e	F		<b>23-0733</b>			Ø 280,0 Th 22,0-19,0	Vent., Cod. ID PR 1ZF, 15Inch Wheels
			F		<b>23-0734</b>			Ø 288,0 Th 25,0-22,0	Vent., Cod. ID PR 1ZE, 16Inch Wheels
			F		<b>23-0840</b>			Ø 312,0 Th 25,0-22,0	Vent., Cod. ID PR 1LJ
			R		<b>23-0724</b>			Ø 255,0 Th 10,0-8,0	Cod. ID PR 1KD/1KQ
04-		R		<b>23-0852</b>			Ø 286,0 Th 12,0-10,0	Cod. ID PR 1KZ/1KV/1KJ	
1.8 16v TFSI Eng.BYT/ BZB (118kW)	7/07-	f	F		<b>22-0548-0</b>		Ate	Th 20,0	
			R		<b>22-0100-1</b>		Gir	Th 17,0	
	07-	e	F		<b>23-0733</b>			Ø 280,0 Th 22,0-19,0	Vent., Cod. ID PR 1ZF, 15Inch Wheels
			F		<b>23-0734</b>			Ø 288,0 Th 25,0-22,0	Vent., Cod. ID PR 1ZE, 16Inch Wheels
			F		<b>23-0840</b>			Ø 312,0 Th 25,0-22,0	Vent., Cod. ID PR 1LJ
			R		<b>23-0724</b>			Ø 255,0 Th 10,0-8,0	Cod. ID PR 1KD/1KQ
			R		<b>23-0852</b>			Ø 286,0 Th 12,0-10,0	Cod. ID PR 1KZ/1KV/1KJ
1.9 TDi Eng.BKC/ BJB/ BLS/ BXE (77kW)	4/04-	f	F		<b>22-0548-0</b>		Ate	Th 20,0	
			R		<b>22-0100-1</b>		Gir	Th 17,0	
2.0 FSI Eng.BLR/ BLY/ BVY/ BVZ (110kW)	5/04-	f	F		<b>22-0548-0</b>		Ate	Th 20,0	
			R		<b>22-0100-1</b>		Gir	Th 17,0	
	04-	e	F		<b>23-0733</b>			Ø 280,0 Th 22,0-19,0	Vent., Cod. ID PR 1ZF, 15Inch Wheels
			F		<b>23-0734</b>			Ø 288,0 Th 25,0-22,0	Vent., Cod. ID PR 1ZE, 16Inch Wheels
			F		<b>23-0840</b>			Ø 312,0 Th 25,0-22,0	Vent., Cod. ID PR 1LJ
			R		<b>23-0724</b>			Ø 255,0 Th 10,0-8,0	Cod. ID PR 1KD/1KQ
04-		R		<b>23-0852</b>			Ø 286,0 Th 12,0-10,0	Cod. ID PR 1KZ/1KV/1KJ	
2.0 TDi Eng.AZV (100kW)	04-	e	F		<b>23-0733</b>			Ø 280,0 Th 22,0-19,0	Vent., Cod. ID PR 1ZF, 15Inch Wheels
			F		<b>23-0734</b>			Ø 288,0 Th 25,0-22,0	Vent., Cod. ID PR 1ZE, 16Inch Wheels
			F		<b>23-0840</b>			Ø 312,0 Th 25,0-22,0	Vent., Cod. ID PR 1LJ
			R		<b>23-0724</b>			Ø 255,0 Th 10,0-8,0	Cod. ID PR 1KD/1KQ
			R		<b>23-0852</b>			Ø 286,0 Th 12,0-10,0	Cod. ID PR 1KZ/1KV/1KJ
2.0 TDi DPF, 4WD Eng.BMN (125kW)	1/05-	f	F		<b>22-0548-0</b>		Ate	Th 20,0	
			R		<b>22-0553-0</b>		Gir	Th 17,0	
	05-	e	F		<b>23-0733</b>			Ø 280,0 Th 22,0-19,0	Vent., Cod. ID PR 1ZF, 15Inch Wheels
			F		<b>23-0734</b>			Ø 288,0 Th 25,0-22,0	Vent., Cod. ID PR 1ZE, 16Inch Wheels
			F		<b>23-0840</b>			Ø 312,0 Th 25,0-22,0	Vent., Cod. ID PR 1LJ













































			Spare Parts	F/R	L/R	METELLI ref.	METELLI ref. w/KIT		DIMENSIONS mm.	NOTE	
2.0 TDi DPF, 4WD Eng.BMN (125kW)		05-	R			23-0724			Ø 255,0 Th 10,0-8,0	Cod. ID PR 1KD/1KQ	
			R			23-0852			Ø 286,0 Th 12,0-10,0	Cod. ID PR 1KZ/1KV/1KJ	
2.0 TDi,4WD Eng.BKD/ BMM (103kW)		3/04-	F			22-0548-0		Ate	Th 20,0		
		3/04-	R			22-0100-1		Gir	Th 17,0		
		04-	F			23-0733			Ø 280,0 Th 22,0-19,0	Vent., Cod. ID PR 1ZF, 15Inch Wheels	
		04-	F			23-0734			Ø 288,0 Th 25,0-22,0	Vent., Cod. ID PR 1ZE, 16Inch Wheels	
		04-	F			23-0840			Ø 312,0 Th 25,0-22,0	Vent., Cod. ID PR 1LJ	
		04-	R			23-0724			Ø 255,0 Th 10,0-8,0	Cod. ID PR 1KD/1KQ	
	04-	R			23-0852			Ø 286,0 Th 12,0-10,0	Cod. ID PR 1KZ/1KV/1KJ		
	2.0 TFSi FR, 4WD Eng.BWA (147kW)		1/05-	F			22-0548-0		Ate	Th 20,0	
1/05-			R			22-0553-0		Gir	Th 17,0		
		05-	F			23-0733			Ø 280,0 Th 22,0-19,0	Vent., Cod. ID PR 1ZF, 15Inch Wheels	
		05-	F			23-0734			Ø 288,0 Th 25,0-22,0	Vent., Cod. ID PR 1ZE, 16Inch Wheels	
		05-	F			23-0840			Ø 312,0 Th 25,0-22,0	Vent., Cod. ID PR 1LJ	
		05-	R			23-0724			Ø 255,0 Th 10,0-8,0	Cod. ID PR 1KD/1KQ	
05-		R			23-0852			Ø 286,0 Th 12,0-10,0	Cod. ID PR 1KZ/1KV/1KJ		
<b>Arosa (6H) 5/97-</b>											
1.0 Eng.AHT (37kW)		5/97-	F			22-0206-0		Ate	Th 17,0		
		97-	F			23-0371			Ø 239,0 Th 10,0-8,0		
		5/97-	R			53-0465		Vag	180,0x31	-ABS, Hand Brake	
		5/97-	R			53-0468		Vag	200,0x40	+ABS, Hand Brake	
		5/99-	R			18-0219			Ø 200,0	+ABS	
		97-4/99	R			18-0191	18-0191K		Ø 180,0	-ABS	
	97-4/99	R			18-0202	18-0202K		Ø 200,0	+ABS		
		97-	R			51-0045		Ate	Ø 15,87 180,0x30	VAG	
		97-	R			51-0086		Vag	Ø 15,87 200,0x40	VAG, -ABS	
	97-	R			51-0235		Vag	Ø 15,87 200,0x40	VAG, +ABS		
	1.0 i Eng.AER/ ALD/ ALL/ ANV/ AUC (37kW)		5/97-	F			22-0206-0		Ate	Th 17,0	
			97-	F			23-0371			Ø 239,0 Th 10,0-8,0	
		5/97-	R			53-0465		Vag	180,0x31	-ABS, Hand Brake	
		5/97-	R			53-0468		Vag	200,0x40	+ABS, Hand Brake	
		5/99-	R			18-0219			Ø 200,0	+ABS	
		97-4/99	R			18-0191	18-0191K		Ø 180,0	-ABS	
97-4/99		R			18-0202	18-0202K		Ø 200,0	+ABS		
		97-	R			51-0045		Ate	Ø 15,87 180,0x30	VAG	
		97-	R			51-0086		Vag	Ø 15,87 200,0x40	VAG, -ABS	
97-		R			51-0235		Vag	Ø 15,87 200,0x40	VAG, +ABS		
1.4 Eng.AEX/ AKV/ APQ (44kW)			5/97-	F			22-0206-0		Ate	Th 17,0	
			97-	F			23-0372			Ø 239,0 Th 18,0-16,0	Vent.
		5/97-	R			53-0465		Vag	180,0x31	-ABS, Hand Brake	
		5/97-	R			53-0468		Vag	200,0x40	+ABS, Hand Brake	
		5/99-	R			18-0219			Ø 200,0	+ABS	
		97-4/99	R			18-0191	18-0191K		Ø 180,0	-ABS	
	97-4/99	R			18-0202	18-0202K		Ø 200,0	+ABS		
		97-	R			51-0045		Ate	Ø 15,87 180,0x30	VAG	
		97-	R			51-0086		Vag	Ø 15,87 200,0x40	VAG, -ABS	
	97-	R			51-0235		Vag	Ø 15,87 200,0x40	VAG, +ABS		
	1.4 Eng.AKK/ AUD (44kW)		5/97-	F			22-0206-0		Ate	Th 17,0	
			97-	F			23-0372			Ø 239,0 Th 18,0-16,0	Vent.
		5/97-	R			53-0465		Vag	180,0x31	-ABS, Hand Brake	
		5/97-	R			53-0468		Vag	200,0x40	+ABS, Hand Brake	
		5/99-	R			18-0219			Ø 200,0	+ABS	
		97-4/99	R			18-0191	18-0191K		Ø 180,0	-ABS	
97-4/99		R			18-0202	18-0202K		Ø 200,0	+ABS		
		97-	R			51-0045		Ate	Ø 15,87 180,0x30	VAG	
		97-	R			51-0086		Vag	Ø 15,87 200,0x40	VAG, -ABS	
97-		R			51-0235		Vag	Ø 15,87 200,0x40	VAG, +ABS		
1.4 Eng.ANW (44kW)			5/97-	F			22-0206-0		Ate	Th 17,0	
			97-	F			23-0372			Ø 239,0 Th 18,0-16,0	Vent.
		5/97-	R			53-0465		Vag	180,0x31	-ABS, Hand Brake	
		5/97-	R			53-0468		Vag	200,0x40	+ABS, Hand Brake	
		5/99-	R			18-0219			Ø 200,0	+ABS	
		97-4/99	R			18-0191	18-0191K		Ø 180,0	-ABS	
	97-4/99	R			18-0202	18-0202K		Ø 200,0	+ABS		
		97-	R			51-0045		Ate	Ø 15,87 180,0x30	VAG	
		97-	R			51-0086		Vag	Ø 15,87 200,0x40	VAG, -ABS	
	97-	R			51-0235		Vag	Ø 15,87 200,0x40	VAG, +ABS		



























		Spare Parts	F/R	L/R	METELLI ref.	METELLI ref. w/KIT		DIMENSIONS mm.	NOTE
1.4 16v Eng.AFK/ ANM/ AQQ/ AUB (74kW)	1/00-		F		22-0215-1		Gir	Th 16,0	
	1/00-		R		22-0100-1		Gir	Th 17,0	
	00-		F		23-0230			Ø 256,0 Th 20,0-18,0	Vent.
	1/00-		R		23-0528			Ø 232,0 Th 9,0-7,0	
	1/00-		R		53-0465		Vag	180,0x31	-ABS, Hand Brake
	1/00-		R		53-0468		Vag	200,0x40	+ABS, Hand Brake
	1/00-		R		18-0202	18-0202K		Ø 200,0	+ABS
	1/00-		R		51-0045		Ate	Ø 15,87 180,0x30	VAG
	1/00-		R		51-0086		Vag	Ø 15,87 200,0x40	VAG, -ABS
	1.4 TDi Eng.AMF (55kW)	1/00-		F		22-0206-0		Ate	Th 17,0
1/00-			F		22-0215-1		Gir	Th 16,0	Disc 256x20 mm
1/00-			F		23-0372			Ø 239,0 Th 18,0-16,0	Vent.
1/00-			R		53-0468		Vag	200,0x40	+ABS, Hand Brake
1/00-			R		18-0191	18-0191K		Ø 180,0	-ABS
1/00-			R		18-0202	18-0202K		Ø 200,0	+ABS
1/00-			R		51-0045		Ate	Ø 15,87 180,0x30	VAG
1/00-			R		51-0086		Vag	Ø 15,87 200,0x40	VAG, -ABS
1/00-			R		51-0235		Vag	Ø 15,87 200,0x40	VAG, +ABS
1.7 SDi Eng.AKU (44kW)		8/97-		F		22-0206-0		Ate	Th 17,0
	97-		F		23-0372			Ø 239,0 Th 18,0-16,0	Vent.
	8/97-		R		53-0465		Vag	180,0x31	-ABS, Hand Brake
	8/97-		R		53-0468		Vag	200,0x40	+ABS, Hand Brake
	5/99-		R		18-0219			Ø 200,0	+ABS
	97-4/99		R		18-0191	18-0191K		Ø 180,0	-ABS
	97-4/99		R		18-0202	18-0202K		Ø 200,0	+ABS
	97-		R		51-0045		Ate	Ø 15,87 180,0x30	VAG
	97-		R		51-0086		Vag	Ø 15,87 200,0x40	VAG, -ABS
	97-		R		51-0235		Vag	Ø 15,87 200,0x40	VAG, +ABS
<b>Cordoba I (6K2/C2/6K5), Vario 2/93-6/99</b>									
1.0 i Eng.AER/ ALD/ ALL/ ANV/ AUC (37kW)	96-99		F		23-0054			Ø 239,0 Th 10,0-8,0	
	9/96-6/99		R		53-0465		Vag	180,0x31	Hand Brake
	9/96-6/99		R		53-0468		Vag	200,0x40	Vario, Hand Brake
	96-99		R		18-0191	18-0191K		Ø 180,0	-ABS
	96-99		R		18-0202	18-0202K		Ø 200,0	+ABS
	96-99		R		51-0031		Bdx	Ø 17,46 180,0x30	VAG
1.4 (40kW)	12/97-4/99		R		53-0465		Vag	180,0x31	Hand Brake
	12/97-4/99		R		53-0468		Vag	200,0x40	Vario, Hand Brake
1.4 Eng.AEX/ AKV/ ANX/ APQ (44kW)	-12/96		F		22-0047-0	22-0047-0K	K.H.	Th 17,5	
	96-99		F		22-0206-1		Ate	Th 19,5	
	96-99		F		23-0054			Ø 239,0 Th 10,0-8,0	
	1/96-12/99		R		53-0465		Vag	180,0x31	Hand Brake
	1/96-12/99		R		53-0468		Vag	200,0x40	Vario, Hand Brake
	96-99		R		18-0191	18-0191K		Ø 180,0	
	96-99		R		51-0084		Ate	Ø 17,46 200,0x40	VAG, +ABS
	96-99		R		51-0031		Bdx	Ø 17,46 180,0x30	VAG
1.4 Eng.AKK/ AUD (44kW)	-96		F		22-0047-0	22-0047-0K	K.H.	Th 17,5	
	96-		F		22-0206-1		Ate	Th 19,5	
	94-6/99		F		23-0054			Ø 239,0 Th 10,0-8,0	
	1/96-12/99		R		53-0465		Vag	180,0x31	Hand Brake
	1/96-12/99		R		53-0468		Vag	200,0x40	Vario, Hand Brake
	94-6/99		R		18-0191	18-0191K		Ø 180,0	
	94-6/99		R		51-0084		Ate	Ø 17,46 200,0x40	VAG, +ABS
	94-6/99		R		51-0031		Bdx	Ø 17,46 180,0x30	VAG
1.4 Eng.ANW (44kW)	-12/96		F		22-0047-0	22-0047-0K	K.H.	Th 17,5	
	96-99		F		22-0206-1		Ate	Th 19,5	
	96-99		F		23-0054			Ø 239,0 Th 10,0-8,0	
	1/96-12/99		R		53-0465		Vag	180,0x31	Hand Brake
	1/96-12/99		R		53-0468		Vag	200,0x40	Vario, Hand Brake
	96-99		R		18-0191	18-0191K		Ø 180,0	
	96-99		R		51-0084		Ate	Ø 17,46 200,0x40	VAG, +ABS
	96-99		R		51-0031		Bdx	Ø 17,46 180,0x30	VAG
1.4 i Eng.ABD (44kW)	-96		F		22-0047-0	22-0047-0K	K.H.	Th 17,5	
	96-		F		22-0206-1		Ate	Th 19,5	
	94-6/99		F		23-0054			Ø 239,0 Th 10,0-8,0	
	6/94-6/99		R		53-0465		Vag	180,0x31	Hand Brake
	6/94-6/99		R		53-0468		Vag	200,0x40	Vario, Hand Brake
	94-6/99		R		18-0191	18-0191K		Ø 180,0	

















		Spare Parts	F/R	L/R	METELLI ref.	METELLI ref. w/KIT		DIMENSIONS mm.	NOTE
1.4 i Eng.ABD (44kW)	94-6/99		R		51-0084		Ate	Ø 17,46 200,0x40	VAG, +ABS
	94-6/99		R		51-0031		Bdx	Ø 17,46 180,0x30	VAG
1.4 i 16v Eng.AFH (74kW)	9/96-6/99		F		22-0206-1		Ate	Th 19,5	
	96-6/99		F		23-0230			Ø 256,0 Th 20,0-18,0	Vent.
	9/96-6/99		R		53-0465		Vag	180,0x31	Hand Brake
	9/96-6/99		R		53-0468		Vag	200,0x40	Vario, Hand Brake
	96-6/99		R		18-0191	18-0191K		Ø 180,0	
	96-6/99		R		51-0084		Ate	Ø 17,46 200,0x40	VAG, +ABS
	96-6/99		R		51-0031		Bdx	Ø 17,46 180,0x30	VAG
	96-6/99		R		51-0031		Bdx	Ø 17,46 180,0x30	VAG
1.6 i Eng.AFT (74kW)	7/96-6/99		F		22-0215-0		Gir	Th 19,5	
	7/96-6/99		F		23-0230			Ø 256,0 Th 20,0-18,0	Vent.
	7/96-6/99		R		53-0465		Vag	180,0x31	Hand Brake
	7/96-6/99		R		53-0468		Vag	200,0x40	Vario, Hand Brake
	7/96-6/99		R		18-0191	18-0191K		Ø 180,0	
	7/96-6/99		R		18-0202	18-0202K		Ø 200,0	+ABS, HDB
	7/96-6/99		R		51-0084		Ate	Ø 17,46 200,0x40	VAG, +ABS
	7/96-6/99		R		51-0031		Bdx	Ø 17,46 180,0x30	VAG
	7/96-6/99		R		51-0031		Bdx	Ø 17,46 180,0x30	VAG
	7/96-6/99		R		51-0031		Bdx	Ø 17,46 180,0x30	VAG
1.6i Eng.1F (52-54-55kW)	9/96-6/99		F		22-0206-1		Ate	Th 19,5	
	9/96-99		F		23-0053			Ø 239,0 Th 12,0-10,0	
	9/96-6/99		R		53-0465		Vag	180,0x31	Hand Brake
	9/96-6/99		R		53-0468		Vag	200,0x40	Vario, Hand Brake
	9/96-99		R		18-0191	18-0191K		Ø 180,0	
	9/96-99		R		51-0084		Ate	Ø 17,46 200,0x40	VAG, +ABS
	9/96-99		R		51-0031		Bdx	Ø 17,46 180,0x30	VAG
	9/96-99		R		51-0031		Bdx	Ø 17,46 180,0x30	VAG
1.6i Eng.ABU (55kW)	9/96-6/99		F		22-0206-1		Ate	Th 19,5	
	9/96-99		F		23-0053			Ø 239,0 Th 12,0-10,0	
	9/96-6/99		R		53-0465		Vag	180,0x31	Hand Brake
	9/96-6/99		R		53-0468		Vag	200,0x40	Vario, Hand Brake
	9/96-99		R		18-0191	18-0191K		Ø 180,0	
	9/96-99		R		51-0084		Ate	Ø 17,46 200,0x40	VAG, +ABS
	9/96-99		R		51-0031		Bdx	Ø 17,46 180,0x30	VAG
	9/96-99		R		51-0031		Bdx	Ø 17,46 180,0x30	VAG
1.6i Eng.AEE/ ALM (55kW)	9/96-6/99		F		22-0206-1		Ate	Th 19,5	
	9/96-99		F		23-0053			Ø 239,0 Th 12,0-10,0	
	9/96-6/99		R		53-0465		Vag	180,0x31	Hand Brake
	9/96-6/99		R		53-0468		Vag	200,0x40	Vario, Hand Brake
	9/96-99		R		18-0191	18-0191K		Ø 180,0	
	9/96-99		R		51-0084		Ate	Ø 17,46 200,0x40	VAG, +ABS
	9/96-99		R		51-0031		Bdx	Ø 17,46 180,0x30	VAG
	9/96-99		R		51-0031		Bdx	Ø 17,46 180,0x30	VAG
1.7 SDi Eng.AKU (44kW)	7/97-6/99		F		23-0170			Ø 239,0 Th 20,0-18,0	Vent.
	7/97-6/99		R		18-0202	18-0202K		Ø 200,0	
1.8 i Eng.ABS/ ADZ (66kW)	-96		F		22-0045-0	22-0045-0K	K.H.	Th 15,0	Vent.
	-96		F		22-0045-1	22-0045-1K	K.H.	Th 19,5	
	96-		F		22-0206-1		Ate	Th 19,5	
	93-6/99		F		23-0053			Ø 239,0 Th 12,0-10,0	
	2/93-6/99		R		53-0468		Vag	200,0x40	Hand Brake
	93-6/99		R		18-0202	18-0202K		Ø 200,0	
	93-6/99		R		51-0084		Ate	Ø 17,46 200,0x40	VAG, +ABS
1.8 i 16v Eng.ADL (95kW)	10/93-8/96		F		22-0050-0		Gir	Th 16,0	
	10/93-8/96		R		22-0100-0		Gir	Th 15,0	
	93-96		F		23-0230			Ø 256,0 Th 20,0-18,0	Vent.
	93-96		R		23-0117			Ø 226,0 Th 10,0-8,0	
	10/93-8/96		R		53-0468		Vag	200,0x40	Hand Brake
	10/93-8/96		R		53-0468		Vag	200,0x40	Hand Brake
1.9 D Eng.1Y (47-50kW)	-96		F		22-0045-0	22-0045-0K	K.H.	Th 15,0	Vent.
	-96		F		22-0045-1	22-0045-1K	K.H.	Th 19,5	
	93-96		F		23-0053			Ø 239,0 Th 12,0-10,0	
	2/93-8/96		R		53-0468		Vag	200,0x40	Hand Brake
	93-96		R		18-0202	18-0202K		Ø 200,0	
	93-96		R		51-0084		Ate	Ø 17,46 200,0x40	VAG, +ABS
1.9 SDi Eng.AEF/ AEY (47kW)	8/96-6/99		F		22-0206-1		Ate	Th 19,5	
	96-6/99		F		23-0053			Ø 239,0 Th 12,0-10,0	
	8/96-6/99		R		53-0468		Vag	200,0x40	Hand Brake
	96-6/99		R		18-0202	18-0202K		Ø 200,0	
	96-99		R		51-0084		Ate	Ø 17,46 200,0x40	VAG, +ABS
1.9 TD Eng.AAZ (50-55kW)	-96		F		22-0045-0	22-0045-0K	K.H.	Th 15,0	Vent.
	-96		F		22-0045-1	22-0045-1K	K.H.	Th 19,5	
	96-		F		22-0206-1		Ate	Th 19,5	
	93-96		F		23-0053			Ø 239,0 Th 12,0-10,0	


































































		Spare Parts	F/R	L/R	METELLI ref.	METELLI ref. w/KIT		DIMENSIONS mm.	NOTE
1.9 TD Eng.AAZ (50-55kW)	2/93-8/96		R		53-0468		Vag	200,0x40	Hand Brake
	93-96		R		18-0202	18-0202K		Ø 200,0	
	93-96		R		51-0084		Ate	Ø 17,46 200,0x40	VAG, +ABS
1.9 TDi Eng.1Z/ AHU/ ANU (66kW)	8/96-6/99		F		22-0215-0		Gir	Th 19,5	
	96-99		F		23-0053			Ø 239,0 Th 12,0-10,0	
	8/96-6/99		R		53-0468		Vag	200,0x40	Hand Brake
	96-99		R		18-0202	18-0202K		Ø 200,0	+ABS, HDB
	96-99		R		51-0084		Ate	Ø 17,46 200,0x40	VAG, +ABS
1.9 TDi Eng.AFN (81kW)	3/97-6/99		F		22-0215-0		Gir	Th 19,5	
	3/97-6/99		R		22-0100-0		Gir	Th 15,0	
	97-99		F		23-0230			Ø 256,0 Th 20,0-18,0	Vent.
	97-99		R		23-0117			Ø 226,0 Th 10,0-8,0	
	3/97-6/99		R		53-0468		Vag	200,0x40	Hand Brake
2.0 i Eng.2E/ AGG/ ADY (85kW)	2/93-6/99		F		22-0050-0		Gir	Th 16,0	
	2/93-6/99		R		22-0100-0		Gir	Th 15,0	
	93-99		F		23-0230			Ø 256,0 Th 20,0-18,0	Vent.
	93-99		R		23-0117			Ø 226,0 Th 10,0-8,0	
	2/93-6/99		R		53-0468		Vag	200,0x40	Hand Brake
2.0 i 16v Eng.ABF (110kW)	8/96-6/99		F		22-0050-0		Gir	Th 16,0	
	8/96-6/99		R		22-0100-0		Gir	Th 15,0	
	96-99		F		23-0656			Ø 280,0 Th 22,0-20,0	Vent.
	96-99		R		23-0117			Ø 226,0 Th 10,0-8,0	
	8/96-6/99		R		53-0468		Vag	200,0x40	Hand Brake
<b>Cordoba II (6K2/6K5), Vario 6/99-10/02</b>									
1.0 Eng.ALD/ ANV/ AUC (37kW)	99-02		F		23-0170			Ø 239,0 Th 20,0-18,0	Vent.
	6/99-10/02		R		53-0465		Vag	180,0x31	Hand Brake
	6/99-10/02		R		53-0468		Vag	200,0x40	Vario, Hand Brake
	99-02		R		18-0219			Ø 200,0	
1.0 16v Eng.AST/ AVZ (51kW)	5/00-10/02		R		53-0465		Vag	180,0x31	Hand Brake
	5/00-10/02		R		53-0468		Vag	200,0x40	Vario, Hand Brake
1.4 Eng.AEX/ AKV/ APQ (44kW)	6/99-10/02		F		22-0206-2		Ate	Th 15,0	
	99-02		F		23-0170			Ø 239,0 Th 20,0-18,0	Vent.
	99-02		R		23-0528			Ø 232,0 Th 9,0-7,0	
	6/99-10/02		R		53-0465		Vag	180,0x31	Hand Brake
	6/99-10/02		R		53-0468		Vag	200,0x40	Vario, Hand Brake
	99-02		R		18-0219			Ø 200,0	
1.4 Eng.AKK/ AUD/ ANW (44kW)	99-02		R		51-0084		Ate	Ø 17,46 200,0x40	VAG, +ABS
	99-02		F		22-0206-2		Ate	Th 15,0	
	99-02		F		23-0170			Ø 239,0 Th 20,0-18,0	Vent.
	99-02		R		23-0528			Ø 232,0 Th 9,0-7,0	
	6/99-10/02		R		53-0465		Vag	180,0x31	Hand Brake
	6/99-10/02		R		53-0468		Vag	200,0x40	Vario, Hand Brake
1.4 16v Eng.AFK/ ANM/ AQQ/ AUB (74kW)	99-02		R		18-0219			Ø 200,0	
	00-02		F		23-0230			Ø 256,0 Th 20,0-18,0	Vent.
	2/00-10/02		R		53-0465		Vag	180,0x31	Hand Brake
	2/00-10/02		R		53-0468		Vag	200,0x40	Vario, Hand Brake
	00-02		R		18-0219			Ø 200,0	
1.4 16v Eng.APE/ AUA (55kW)	5/00-10/02		F		22-0206-2		Ate	Th 15,0	
	00-02		F		23-0170			Ø 239,0 Th 20,0-18,0	Vent., Cod. ID PR 1LG
	00-02		F		23-0230			Ø 256,0 Th 20,0-18,0	Vent., Cod. ID PR 1ZK
	00-02		R		23-0528			Ø 232,0 Th 9,0-7,0	
	5/00-10/02		R		53-0465		Vag	180,0x31	Hand Brake
	5/00-10/02		R		53-0468		Vag	200,0x40	Vario, Hand Brake
	00-02		R		18-0219			Ø 200,0	
1.6 Eng.AEH/ AKL/ APF/ AUR (74kW)	00-02		R		51-0084		Ate	Ø 17,46 200,0x40	VAG, +ABS
	6/99-10/02		F		22-0215-1		Gir	Th 16,0	
	99-02		F		23-0170			Ø 239,0 Th 20,0-18,0	Vent., Cod. ID PR 1LG
	99-02		F		23-0230		Luc	Ø 256,0 Th 20,0-18,0	Vent., Cod. ID PR 1ZK
	99-02		R		23-0528			Ø 232,0 Th 9,0-7,0	
	6/99-10/02		R		53-0465		Vag	180,0x31	Hand Brake
1.6 Eng.ALM (55kW)	6/99-10/02		R		53-0468		Vag	200,0x40	Vario, Hand Brake
	99-02		R		18-0219			Ø 200,0	
	99-02		F		22-0206-2		Ate	Th 15,0	
	99-02		F		23-0170			Ø 239,0 Th 20,0-18,0	Vent.
	99-02		R		23-0528			Ø 232,0 Th 9,0-7,0	
6/99-10/02		R		53-0465		Vag	180,0x31	Hand Brake	



















































		Spare Parts	F/R	L/R	METELLI ref.	METELLI ref. w/KIT		DIMENSIONS mm.	NOTE
1.6 Eng.ALM (55kW)	6/99-10/02		R		53-0468		Vag	200,0x40	Vario, Hand Brake
	99-02		R		51-0084		Ate	Ø 17,46 200,0x40	VAG, +ABS
1.8 T. 20v Cupra Eng.AQX/ AYP (115kW)	7/00-10/02		F		22-0050-0		Gir	Th 16,0	
	00-02		F		23-0656			Ø 280,0 Th 22,0-20,0	Vent.
	00-02		R		23-0528			Ø 232,0 Th 9,0-7,0	
	7/00-10/02		R		53-0468		Vag	200,0x40	Hand Brake
1.9 SDi Eng.AGP/ AQM (50kW)	6/99-10/02		F		22-0206-2		Ate	Th 15,0	
	99-02		F		23-0170			Ø 239,0 Th 20,0-18,0	Vent.
	99-02		R		23-0528			Ø 232,0 Th 9,0-7,0	
	6/99-10/02		R		53-0468		Vag	200,0x40	Hand Brake
	99-02		R		18-0219			Ø 200,0	
99-02		R		51-0084		Ate	Ø 17,46 200,0x40	VAG, +ABS	
1.9 TDi Eng.AGR/ ALH (66kW)	6/99-10/02		F		22-0215-1		Gir	Th 16,0	
	99-02		F		23-0170			Ø 239,0 Th 20,0-18,0	Vent., Cod. ID PR 1LG
	99-02		F		23-0230		Luc	Ø 256,0 Th 20,0-18,0	Vent., Cod. ID PR 1ZK
	99-02		R		23-0528			Ø 232,0 Th 9,0-7,0	
	6/99-10/02		R		53-0468		Vag	200,0x40	Hand Brake
	99-02		R		51-0084		Ate	Ø 17,46 200,0x40	VAG, +ABS
1.9 TDi Eng.ASK/ ASV (81kW)	6/99-10/02		F		22-0050-2		Gir	Th 19,0	
	6/99-10/02		R		22-0100-1		Gir	Th 17,0	
	99-02		F		23-0656			Ø 280,0 Th 22,0-20,0	Vent.
	99-02		F		23-0230		Luc	Ø 256,0 Th 20,0-18,0	Vent.
	99-02		R		23-0528			Ø 232,0 Th 9,0-7,0	
	6/99-10/02		R		53-0468		Vag	200,0x40	Hand Brake
<b>Cordoba III (6L2) 10/02-</b>									
1.2 Eng.AZQ (47kW)	10/02-		F		22-0206-0		Ate	Th 17,0	-PS
	10/02-		F		22-0206-3		Ate	Th 17,0	-PS
	10/02-		F		22-0211-1		Ate	Th 19,5	+PS
	10/02-		F		22-0211-2		Ate	Th 19,5	+PS
	10/02-		F		23-0390			Ø 256,0 Th 22,0-19,0	Vent., Cod. ID PR 1LQ/1ZF
	10/02-		F		23-0365			Ø 288,0 Th 25,0-23,0	Vent., Cod. ID PR 1LN/1ZH
	10/02-		R		23-0366			Ø 232,0 Th 8,8-7,0	
	10/02-		R		53-0468		Vag	200,0x40	Hand Brake
10/02-		R		18-0358			Ø 200,0		
1.2 12v Eng.BXV (51kW)	3/07-		F		22-0206-0		Ate	Th 17,0	-PS
	3/07-		F		22-0206-3		Ate	Th 17,0	-PS
	3/07-		F		22-0211-1		Ate	Th 19,5	+PS
	3/07-		F		22-0211-2		Ate	Th 19,5	+PS
1.4 16v Eng.BBY (55kW)	10/02-		F		22-0206-0		Ate	Th 17,0	-PS
	10/02-		F		22-0206-3		Ate	Th 17,0	-PS
	10/02-		F		22-0211-1		Ate	Th 19,5	+PS
	10/02-		F		22-0211-2		Ate	Th 19,5	+PS
	10/02-		R		22-0100-1		Gir	Th 17,0	+ESP
	10/02-		R		22-0100-4		Gir	Th 17,0	+ESP
	10/02-		F		23-0390			Ø 256,0 Th 22,0-19,0	Vent., Cod. ID PR 1LQ/1ZF
	10/02-		F		23-0365			Ø 288,0 Th 25,0-23,0	Vent., Cod. ID PR 1LN/1ZH
	10/02-		R		23-0366			Ø 232,0 Th 8,8-7,0	
	10/02-		R		53-0468		Vag	200,0x40	Hand Brake
10/02-		R		18-0358			Ø 200,0		
1.4 16v Eng.BBZ (74kW)	10/02-		F		22-0211-1		Ate	Th 19,5	
	10/02-		F		22-0211-2		Ate	Th 19,5	
	10/02-		R		22-0100-1		Gir	Th 17,0	
	10/02-		R		22-0100-4		Gir	Th 17,0	
	10/02-		F		23-0390			Ø 256,0 Th 22,0-19,0	Vent., Cod. ID PR 1LQ/1ZF
	10/02-		F		23-0365			Ø 288,0 Th 25,0-23,0	Vent., Cod. ID PR 1LN/1ZH
	10/02-		R		23-0366			Ø 232,0 Th 8,8-7,0	
	10/02-		R		53-0468		Vag	200,0x40	Hand Brake
1.4 16v Eng.BXW (63kW)	3/07-		F		22-0206-0		Ate	Th 17,0	-PS
	3/07-		F		22-0206-3		Ate	Th 17,0	-PS
	3/07-		F		22-0211-1		Ate	Th 19,5	+PS
	3/07-		F		22-0211-2		Ate	Th 19,5	+PS
	3/07-		R		22-0100-1		Gir	Th 17,0	
	3/07-		R		22-0100-4		Gir	Th 17,0	
	3/07-		F		23-0390			Ø 256,0 Th 22,0-19,0	Vent., Cod. ID PR 1LQ/1ZF
	3/07-		F		23-0365			Ø 288,0 Th 25,0-23,0	Vent., Cod. ID PR 1LN/1ZH
3/07-		R		23-0366			Ø 232,0 Th 8,8-7,0		



































		Spare Parts	F/R	L/R	METELLI ref.	METELLI ref. w/KIT		DIMENSIONS mm.	NOTE
1.4 TDi Eng.AMF (55kW)	10/02-		F		22-0211-1		Ate	Th 19,5	
			F		22-0211-2		Ate	Th 19,5	
	10/02-		F		23-0390			Ø 256,0 Th 22,0-19,0	Vent., Cod. ID PR 1LQ/1ZF
			F		23-0365			Ø 288,0 Th 25,0-23,0	Vent., Cod. ID PR 1LN/1ZH
			R		23-0366			Ø 232,0 Th 8,8-7,0	
10/02-		R		18-0358			Ø 200,0		
1.4 TDi Eng.BMS (59kW)	05-		F		22-0211-1		Ate	Th 19,5	
			F		22-0211-2		Ate	Th 19,5	
	05-		F		23-0390			Ø 256,0 Th 22,0-19,0	Vent., Cod. ID PR 1LQ/1ZF
			F		23-0365			Ø 288,0 Th 25,0-23,0	Vent., Cod. ID PR 1LN/1ZH
			R		23-0366			Ø 232,0 Th 8,8-7,0	
1.4 TDi Eng.BNM (51kW)	05-		F		22-0211-1		Ate	Th 19,5	
			F		22-0211-2		Ate	Th 19,5	
	05-		F		23-0390			Ø 256,0 Th 22,0-19,0	Vent., Cod. ID PR 1LQ/1ZF
			F		23-0365			Ø 288,0 Th 25,0-23,0	Vent., Cod. ID PR 1LN/1ZH
			R		23-0366			Ø 232,0 Th 8,8-7,0	
1.6 Eng.BAH (74kW)	2/03-		F		23-0390			Ø 256,0 Th 22,0-19,0	Vent., Cod. ID PR 1LQ/1ZF
	2/03-		F		23-0365			Ø 288,0 Th 25,0-23,0	Vent., Cod. ID PR 1LN/1ZH
	2/03-		R		23-0366			Ø 232,0 Th 8,8-7,0	
1.9 SDi Eng.ASY (47kW)	10/02-		F		22-0206-0		Ate	Th 17,0	-PS
			F		22-0206-3		Ate	Th 17,0	-PS
			F		22-0211-1		Ate	Th 19,5	+PS
			F		22-0211-2		Ate	Th 19,5	+PS
	10/02-		F		23-0390			Ø 256,0 Th 22,0-19,0	Vent., Cod. ID PR 1LQ/1ZF
			F		23-0365			Ø 288,0 Th 25,0-23,0	Vent., Cod. ID PR 1LN/1ZH
			R		23-0366			Ø 232,0 Th 8,8-7,0	
	10/02-		R		53-0468		Vag	200,0x40	Hand Brake
	10/02-		R		18-0358			Ø 200,0	
1.9 TDi Eng.ASZ (96kW)	10/02-		F		22-0547-0		Gir	Th 19,0	
			F		22-0547-1		Gir	Th 19,0	
			R		22-0100-1		Gir	Th 17,0	
			R		22-0100-4		Gir	Th 17,0	
	10/02-		F		23-0390			Ø 256,0 Th 22,0-19,0	Vent., Cod. ID PR 1LQ/1ZF
			F		23-0365			Ø 288,0 Th 25,0-23,0	Vent., Cod. ID PR 1LN/1ZH
10/02-		R		23-0366			Ø 232,0 Th 8,8-7,0		
1.9 TDi Eng.ATD (74kW)	10/02-		F		22-0211-1		Ate	Th 19,5	
			F		22-0211-2		Ate	Th 19,5	
			R		22-0100-1		Gir	Th 17,0	
			R		22-0100-4		Gir	Th 17,0	
	10/02-		F		23-0390			Ø 256,0 Th 22,0-19,0	Vent., Cod. ID PR 1LQ/1ZF
			F		23-0365			Ø 288,0 Th 25,0-23,0	Vent., Cod. ID PR 1LN/1ZH
10/02-		R		23-0366			Ø 232,0 Th 8,8-7,0		
2.0 Eng.AZL/ BBX (85kW)	02-		F		23-0390			Ø 256,0 Th 22,0-19,0	Vent., Cod. ID PR 1LQ/1ZF
			F		23-0365			Ø 288,0 Th 25,0-23,0	Vent., Cod. ID PR 1LN/1ZH
			R		23-0366			Ø 232,0 Th 8,8-7,0	
<b>Exeo, ST (3R) 4/09-</b>									
1.6 Eng.ALZ (75kW)	09-		F		22-0314-0		Ate	Th 20,0	
			R		22-0100-2		Gir	Th 16,0	
	09-		F		23-0468C			Ø 280,0 Th 22,0-20,0	Vent., (Coated), Cod. ID PR 1LZ
			F		23-0262C			Ø 287,7 Th 24,9-23,0	Vent., (Coated), Cod. ID PR 1LB/1LE
			F		23-0726C			Ø 312,0 Th 25,0-23,0	Vent., (Coated), Cod. ID PR 1LF/1LT
			R		23-0748C			Ø 245,0 Th 10,0-8,0	(Coated), Cod. ID PR 1KD
			R		23-0749C			Ø 255,0 Th 12,0-10,0	(Coated), Cod. ID PR 1KP
			R		23-0855C			Ø 288,0 Th 12,0-10,0	Ch 8E5400001-, (Coated), Cod. ID PR 1KW
			R		23-0855C			Ø 288,0 Th 12,0-10,0	Ch 8E5400001-, (Coated), Cod. ID PR 1KW
1.8 T Eng.CFMA (110kW)	09-		F		22-0314-0		Ate	Th 20,0	
			R		22-0100-2		Gir	Th 16,0	
	09-		F		23-0468C			Ø 280,0 Th 22,0-20,0	Vent., (Coated), Cod. ID PR 1LZ
			F		23-0262C			Ø 287,7 Th 24,9-23,0	Vent., (Coated), Cod. ID PR 1LB/1LE
			F		23-0726C			Ø 312,0 Th 25,0-23,0	Vent., (Coated), Cod. ID PR 1LF/1LT
			R		23-0748C			Ø 245,0 Th 10,0-8,0	(Coated), Cod. ID PR 1KD
			R		23-0749C			Ø 255,0 Th 12,0-10,0	(Coated), Cod. ID PR 1KP
			R		23-0855C			Ø 288,0 Th 12,0-10,0	Ch 8E5400001-, (Coated), Cod. ID PR 1KW
			R		23-0855C			Ø 288,0 Th 12,0-10,0	Ch 8E5400001-, (Coated), Cod. ID PR 1KW
2.0 TDI Eng.CAGA (105kW)	09-		F		22-0314-0		Ate	Th 20,0	
			R		22-0100-2		Gir	Th 16,0	
	09-		F		23-0468C			Ø 280,0 Th 22,0-20,0	Vent., (Coated), Cod. ID PR 1LZ
			F		23-0262C			Ø 287,7 Th 24,9-23,0	Vent., (Coated), Cod. ID PR 1LB/1LE
			F		23-0726C			Ø 312,0 Th 25,0-23,0	Vent., (Coated), Cod. ID PR 1LF/1LT










































			Spare Parts	F/R	L/R	METELLI ref.	METELLI ref. w/KIT		DIMENSIONS mm.	NOTE
2.0 TDI Eng.CAGA (105kW)			09-	R		<b>23-0748C</b>			Ø 245,0 Th 10,0-8,0	(Coated), Cod. ID PR 1KD
			09-	R		<b>23-0749C</b>			Ø 255,0 Th 12,0-10,0	(Coated), Cod. ID PR 1KP
			09-	R		<b>23-0855C</b>			Ø 288,0 Th 12,0-10,0	Ch 8E5400001-, (Coated), Cod. ID PR 1KW
2.0 TDI Eng.CAGC (88kW)			09-	F		<b>22-0314-0</b>		Ate	Th 20,0	
			09-	R		<b>22-0100-2</b>		Gir	Th 16,0	
			09-	F		<b>23-0468C</b>			Ø 280,0 Th 22,0-20,0	Vent., (Coated), Cod. ID PR 1LZ
			09-	F		<b>23-0262C</b>			Ø 287,7 Th 24,9-23,0	Vent., (Coated), Cod. ID PR 1LB/1LE
			09-	F		<b>23-0726C</b>			Ø 312,0 Th 25,0-23,0	Vent., (Coated), Cod. ID PR 1LF/1LT
			09-	F		<b>23-0705C</b>			Ø 321,0 Th 30,0-28,0	Vent., (Coated), Cod. ID PR 1LA
			09-	R		<b>23-0748C</b>			Ø 245,0 Th 10,0-8,0	(Coated), Cod. ID PR 1KD
			09-	R		<b>23-0749C</b>			Ø 255,0 Th 12,0-10,0	(Coated), Cod. ID PR 1KP
			09-	R		<b>23-0855C</b>			Ø 288,0 Th 12,0-10,0	Ch 8E5400001-, (Coated), Cod. ID PR 1KW
2.0 TDI Eng.CAHA (125kW)			09-	F		<b>22-0314-0</b>		Ate	Th 20,0	
			09-	R		<b>22-0100-2</b>		Gir	Th 16,0	
			09-	F		<b>23-0468C</b>			Ø 280,0 Th 22,0-20,0	Vent., (Coated), Cod. ID PR 1LZ
			09-	F		<b>23-0262C</b>			Ø 287,7 Th 24,9-23,0	Vent., (Coated), Cod. ID PR 1LB/1LE
			09-	F		<b>23-0726C</b>			Ø 312,0 Th 25,0-23,0	Vent., (Coated), Cod. ID PR 1LF/1LT
			09-	R		<b>23-0748C</b>			Ø 245,0 Th 10,0-8,0	(Coated), Cod. ID PR 1KD
			09-	R		<b>23-0749C</b>			Ø 255,0 Th 12,0-10,0	(Coated), Cod. ID PR 1KP
			09-	R		<b>23-0855C</b>			Ø 288,0 Th 12,0-10,0	Ch 8E5400001-, (Coated), Cod. ID PR 1KW
			09-	R		<b>23-0855C</b>			Ø 288,0 Th 12,0-10,0	Ch 8E5400001-, (Coated), Cod. ID PR 1KW
2.0 TSI Eng.BWE (147kW)			09-	F		<b>22-0549-1</b>		Ate	Th 20,0	
			09-	R		<b>22-0553-0</b>		Gir	Th 17,0	
			09-	F		<b>23-0468C</b>			Ø 280,0 Th 22,0-20,0	Vent., (Coated), Cod. ID PR 1LZ
			09-	F		<b>23-0262C</b>			Ø 287,7 Th 24,9-23,0	Vent., (Coated), Cod. ID PR 1LB/1LE
			09-	F		<b>23-0726C</b>			Ø 312,0 Th 25,0-23,0	Vent., (Coated), Cod. ID PR 1LF/1LT
			09-	R		<b>23-0748C</b>			Ø 245,0 Th 10,0-8,0	(Coated), Cod. ID PR 1KD
			09-	R		<b>23-0749C</b>			Ø 255,0 Th 12,0-10,0	(Coated), Cod. ID PR 1KP
			09-	R		<b>23-0855C</b>			Ø 288,0 Th 12,0-10,0	Ch 8E5400001-, (Coated), Cod. ID PR 1KW
			09-	R		<b>23-0855C</b>			Ø 288,0 Th 12,0-10,0	Ch 8E5400001-, (Coated), Cod. ID PR 1KW
<b>Fura (025A) 1/82-12/86</b>										
0.9 Eng.09NCA/ 100GL7000 (29kW)			3/84-12/86	F		<b>22-0001-0</b>		Bdx	Th 17,5	
			3/84-12/86	F		<b>22-0033-0</b>		Bdx	Th 18,0	
			3/84-12/86	F		<b>22-0026-0</b>		Gir	Th 16,0	
			84-86	F		<b>23-0014</b>			Ø 227,0 Th 11,0-9,0	
			3/84-12/86	R		<b>53-0063</b>		Fiat	185,0x31	Fitted Adjuster, Hand Brake
0.9 Eng.100GL (33kW)			1/82-6/86	F		<b>22-0001-0</b>		Bdx	Th 17,5	
			1/82-6/86	F		<b>22-0033-0</b>		Bdx	Th 18,0	
			1/82-6/86	F		<b>22-0026-0</b>		Gir	Th 16,0	
			82-86	F		<b>23-0014</b>			Ø 227,0 Th 11,0-9,0	
			1/82-6/86	R		<b>53-0063</b>		Fiat	185,0x31	Fitted Adjuster, Hand Brake
0.9 Eng.HB90 (31kW)			1/82-6/86	F		<b>22-0001-0</b>		Bdx	Th 17,5	
			1/82-6/86	F		<b>22-0033-0</b>		Bdx	Th 18,0	
			1/82-6/86	F		<b>22-0026-0</b>		Gir	Th 16,0	
			82-86	F		<b>23-0014</b>			Ø 227,0 Th 11,0-9,0	
			1/82-6/86	R		<b>53-0063</b>		Fiat	185,0x31	Fitted Adjuster, Hand Brake
<b>Ibiza I (021A) 6/84-12/93</b>										
0.9 Eng.09NCA/ A112A5 (29kW)			8/90-5/93	F		<b>22-0033-1</b>		Bdx	Th 18,0	
			8/90-5/93	F		<b>22-0026-3</b>		Gir	Th 16,0	
			90-93	F		<b>23-0014</b>			Ø 227,0 Th 11,0-9,0	
			8/90-5/93	R		<b>53-0063</b>		Fiat	185,0x31	Fitted Adjuster, Hand Brake
			90-93	R		<b>18-0028</b>			Ø 185,0	
0.9 Eng.146A.000 (32kW)			8/86-5/93	F		<b>22-0033-1</b>		Bdx	Th 18,0	
			8/86-5/93	F		<b>22-0026-3</b>		Gir	Th 16,0	
			86-93	F		<b>23-0014</b>			Ø 227,0 Th 11,0-9,0	
			8/86-5/93	R		<b>53-0063</b>		Fiat	185,0x31	Fitted Adjuster, Hand Brake
			86-93	R		<b>18-0028</b>			Ø 185,0	
1.2 Eng.021A.1000 (44-46kW)			11/84-12/93	F		<b>22-0033-1</b>		Bdx	Th 18,0	
			11/84-12/93	F		<b>22-0026-3</b>		Gir	Th 16,0	
			84-93	F		<b>23-0014</b>			Ø 227,0 Th 11,0-9,0	
			11/84-12/93	R		<b>53-0063</b>		Fiat	185,0x31	Fitted Adjuster, Hand Brake
			84-93	R		<b>18-0028</b>			Ø 185,0	
1.2 i Eng.021C.1000 (52kW)			1/89-5/93	F		<b>22-0033-1</b>		Bdx	Th 18,0	
			1/89-5/93	F		<b>22-0026-3</b>		Gir	Th 16,0	
			89-93	F		<b>23-0014</b>			Ø 227,0 Th 11,0-9,0	
			1/89-5/93	R		<b>53-0063</b>		Fiat	185,0x31	Fitted Adjuster, Hand Brake
			89-93	R		<b>18-0028</b>			Ø 185,0	
1.5 Eng.021A.2000 (62-63kW)			11/84-5/93	F		<b>22-0033-1</b>		Bdx	Th 18,0	
			11/84-5/93	F		<b>22-0026-3</b>		Gir	Th 16,0	





































		Spare Parts	F/R	L/R	METELLI ref.	METELLI ref. w/KIT		DIMENSIONS mm.	NOTE
1.5 Eng.021A.2000 (62-63kW)	84-93		F		<b>23-0014</b>			Ø 227,0 Th 11,0-9,0	
	11/84-5/93		R		<b>53-0063</b>		Fiat	185,0x31	Fitted Adjuster, Hand Brake
	84-93		R		<b>18-0028</b>			Ø 185,0	
1.5 i Eng.021B.2000 (74kW)	10/86-5/93		F		<b>22-0033-1</b>		Bdx	Th 18,0	
	10/86-5/93		F		<b>22-0026-3</b>		Gir	Th 16,0	
	86-93		F		<b>23-0305</b>			Ø 251,0 Th 20,0-18,0	Vent.
	10/86-5/93		R		<b>53-0063</b>		Fiat	185,0x31	Fitted Adjuster, Hand Brake
	86-93		R		<b>18-0028</b>			Ø 185,0	
1.5 i Eng.021D.2000 (65kW)	10/86-5/93		F		<b>22-0033-1</b>		Bdx	Th 18,0	
	10/86-5/93		F		<b>22-0026-3</b>		Gir	Th 16,0	
	86-93		F		<b>23-0305</b>			Ø 251,0 Th 20,0-18,0	Vent.
	10/86-5/93		R		<b>53-0063</b>		Fiat	185,0x31	Fitted Adjuster, Hand Brake
	86-93		R		<b>18-0028</b>			Ø 185,0	
1.5 i Kat Eng.021C.2000 (66kW)	10/86-5/93		F		<b>22-0033-1</b>		Bdx	Th 18,0	
	10/86-5/93		F		<b>22-0026-3</b>		Gir	Th 16,0	
	86-93		F		<b>23-0305</b>			Ø 251,0 Th 20,0-18,0	Vent.
	10/86-5/93		R		<b>53-0063</b>		Fiat	185,0x31	Fitted Adjuster, Hand Brake
	86-93		R		<b>18-0028</b>			Ø 185,0	
1.7 Eng.021A.3000 (72kW)	1/91-5/93		F		<b>22-0033-1</b>		Bdx	Th 18,0	
	1/91-5/93		F		<b>22-0026-3</b>		Gir	Th 16,0	
	91-93		F		<b>23-0305</b>			Ø 251,0 Th 20,0-18,0	Vent.
	1/91-5/93		R		<b>53-0063</b>		Fiat	185,0x31	Fitted Adjuster, Hand Brake
	91-93		R		<b>18-0028</b>			Ø 185,0	
1.7 Eng.021B.3000 (76kW)	1/91-5/93		F		<b>22-0033-1</b>		Bdx	Th 18,0	
	1/91-5/93		F		<b>22-0026-3</b>		Gir	Th 16,0	
	91-93		F		<b>23-0305</b>			Ø 251,0 Th 20,0-18,0	Vent.
	1/91-5/93		R		<b>53-0063</b>		Fiat	185,0x31	Fitted Adjuster, Hand Brake
	91-93		R		<b>18-0028</b>			Ø 185,0	
1.7 D Eng.022A.5000 (40-42kW)	6/84-5/93		F		<b>22-0033-1</b>		Bdx	Th 18,0	
	6/84-5/93		F		<b>22-0026-3</b>		Gir	Th 16,0	
	84-93		F		<b>23-0014</b>			Ø 227,0 Th 11,0-9,0	
	6/84-5/93		R		<b>53-0063</b>		Fiat	185,0x31	Fitted Adjuster, Hand Brake
	84-93		R		<b>18-0028</b>			Ø 185,0	
<b>Ibiza II (6K1) 3/93-8/99</b>									
1.0 Eng.AAU (33kW)	3/93-9/96		F		<b>22-0047-0</b>	<b>22-0047-0K</b>	K.H.	Th 17,5	
	93-96		F		<b>23-0054</b>			Ø 239,0 Th 10,0-8,0	
	3/93-9/96		R		<b>53-0465</b>		Vag	180,0x31	Hand Brake
	93-96		R		<b>18-0191</b>	<b>18-0191K</b>		Ø 180,0	
	93-96		R		<b>51-0031</b>		Bdx	Ø 17,46 180,0x30	VAG
1.0 i Eng.AER/ ALD/ ALL/ ANV/ AUC (37kW)	9/96-8/99		F		<b>22-0045-2</b>	<b>22-0045-2K</b>	K.H.	Th 17,0	
	96-99		F		<b>23-0054</b>			Ø 239,0 Th 10,0-8,0	
	9/96-8/99		R		<b>53-0465</b>		Vag	180,0x31	Hand Brake
	9/96-8/99		R		<b>53-0468</b>		Vag	200,0x40	Hand Brake
	96-99		R		<b>18-0191</b>	<b>18-0191K</b>		Ø 180,0	
	96-99		R		<b>51-0031</b>		Bdx	Ø 17,46 180,0x30	VAG
1.3 i Eng.AAV (40kW)	3/93-8/99		F		<b>22-0047-0</b>	<b>22-0047-0K</b>	K.H.	Th 17,5	
	3/93-8/99		R		<b>53-0465</b>		Vag	180,0x31	Hand Brake
	93-99		R		<b>18-0191</b>	<b>18-0191K</b>		Ø 180,0	
	93-99		R		<b>51-0031</b>		Bdx	Ø 17,46 180,0x30	VAG
1.4 (40kW)	12/97-4/99		R		<b>53-0468</b>		Vag	200,0x40	Hand Brake
1.4 Eng.AEX/ AKV/ APQ (44kW)	1/97-12/99		F		<b>22-0206-1</b>		Ate	Th 19,5	
	93-99		F		<b>23-0054</b>			Ø 239,0 Th 10,0-8,0	
	1/97-12/99		R		<b>53-0468</b>		Vag	200,0x40	Hand Brake
	93-99		R		<b>18-0191</b>	<b>18-0191K</b>		Ø 180,0	
	93-99		R		<b>51-0084</b>		Ate	Ø 17,46 200,0x40	VAG, +ABS
	93-99		R		<b>51-0031</b>		Bdx	Ø 17,46 180,0x30	VAG
1.4 Eng.AKK/ AUD (44kW)	1/97-12/99		F		<b>22-0206-1</b>		Ate	Th 19,5	
	93-99		F		<b>23-0054</b>			Ø 239,0 Th 10,0-8,0	
	1/97-12/99		R		<b>53-0468</b>		Vag	200,0x40	Hand Brake
	93-99		R		<b>18-0191</b>	<b>18-0191K</b>		Ø 180,0	
	93-99		R		<b>51-0084</b>		Ate	Ø 17,46 200,0x40	VAG, +ABS
	93-99		R		<b>51-0031</b>		Bdx	Ø 17,46 180,0x30	VAG
1.4 Eng.ANW (44kW)	1/97-12/99		F		<b>22-0206-1</b>		Ate	Th 19,5	
	93-99		F		<b>23-0054</b>			Ø 239,0 Th 10,0-8,0	
	1/97-12/99		R		<b>53-0468</b>		Vag	200,0x40	Hand Brake
	93-99		R		<b>18-0191</b>	<b>18-0191K</b>		Ø 180,0	
	93-99		R		<b>51-0084</b>		Ate	Ø 17,46 200,0x40	VAG, +ABS

































		Spare Parts	F/R	L/R	METELLI ref.	METELLI ref. w/KIT		DIMENSIONS mm.	NOTE
1.4 Eng.ANW (44kW)	93-99		R		51-0031		Bdx	Ø 17,46 180,0x30	VAG
1.4 i Eng.ABD (44kW)	-96		F		22-0047-0	22-0047-0K	K.H.	Th 17,5	
	96-		F		22-0206-1		Ate	Th 19,5	
	93-99		F		23-0054			Ø 239,0 Th 10,0-8,0	
	9/93-8/99		R		53-0468		Vag	200,0x40	Hand Brake
	93-99		R		18-0191	18-0191K		Ø 180,0	
	93-99		R		51-0084		Ate	Ø 17,46 200,0x40	VAG, +ABS
	93-99		R		51-0031		Bdx	Ø 17,46 180,0x30	VAG
1.4 i 16v Eng.AFH (74kW)	9/96-8/99		F		22-0206-1		Ate	Th 19,5	
	96-99		F		23-0230			Ø 256,0 Th 20,0-18,0	Vent.
	9/96-8/99		R		53-0468		Vag	200,0x40	Hand Brake
	96-99		R		18-0191	18-0191K		Ø 180,0	
	96-99		R		51-0084		Ate	Ø 17,46 200,0x40	VAG, +ABS
	96-99		R		51-0031		Bdx	Ø 17,46 180,0x30	VAG
1.6 i Eng.AEE/ ALM (55kW)	-96		F		22-0045-1	22-0045-1K	K.H.	Th 19,5	
	96-		F		22-0206-1		Ate	Th 19,5	
	93-99		F		23-0053			Ø 239,0 Th 12,0-10,0	
	3/93-8/99		R		53-0465		Vag	180,0x31	Hand Brake
	3/93-8/99		R		53-0468		Vag	200,0x40	Hand Brake
	93-99		R		18-0191	18-0191K		Ø 180,0	
	93-99		R		51-0084		Ate	Ø 17,46 200,0x40	VAG, +ABS
1.6 i Eng.AFT (74kW)	93-99		R		51-0031		Bdx	Ø 17,46 180,0x30	VAG
	4/96-8/99		F		22-0050-0		Gir	Th 16,0	
	96-99		F		23-0230			Ø 256,0 Th 20,0-18,0	Vent.
	4/96-8/99		R		53-0465		Vag	180,0x31	Hand Brake
	4/96-8/99		R		53-0468		Vag	200,0x40	Hand Brake
	96-99		R		18-0191	18-0191K		Ø 180,0	+ABS, HDB
	96-99		R		51-0084		Ate	Ø 17,46 200,0x40	VAG, +ABS
1.6i Eng.1F (52-54-55kW)	96-99		R		51-0031		Bdx	Ø 17,46 180,0x30	VAG
	-96		F		22-0045-1	22-0045-1K	K.H.	Th 19,5	
	96-		F		22-0206-1		Ate	Th 19,5	
	93-99		F		23-0053			Ø 239,0 Th 12,0-10,0	
	3/93-8/99		R		53-0468		Vag	200,0x40	Hand Brake
	93-99		R		18-0191	18-0191K		Ø 180,0	
	93-99		R		51-0084		Ate	Ø 17,46 200,0x40	VAG, +ABS
1.6i Eng.ABU (55kW)	93-99		R		51-0031		Bdx	Ø 17,46 180,0x30	VAG
	-96		F		22-0045-1	22-0045-1K	K.H.	Th 19,5	
	96-		F		22-0206-1		Ate	Th 19,5	
	93-99		F		23-0053			Ø 239,0 Th 12,0-10,0	
	3/93-8/99		R		53-0465		Vag	180,0x31	Hand Brake
	3/93-8/99		R		53-0468		Vag	200,0x40	Hand Brake
	93-99		R		18-0191	18-0191K		Ø 180,0	
1.7 SDi Eng.AHB/ AKU (44kW)	93-99		R		51-0084		Ate	Ø 17,46 200,0x40	VAG, +ABS
	7/97-8/99		F		23-0170			Ø 239,0 Th 20,0-18,0	Vent.
	7/97-8/99		R		18-0191	18-0191K		Ø 180,0	
	97-99		R		51-0084		Ate	Ø 17,46 200,0x40	VAG, +ABS
1.8 i Eng.ABS/ ADZ (66kW)	-96		F		22-0045-0	22-0045-0K	K.H.	Th 15,0	Vent.
	-96		F		22-0045-1	22-0045-1K	K.H.	Th 19,5	
	96-		F		22-0206-1		Ate	Th 19,5	
	93-99		F		23-0053			Ø 239,0 Th 12,0-10,0	
	3/93-8/99		R		53-0468		Vag	200,0x40	Hand Brake
	93-99		R		18-0191	18-0191K		Ø 180,0	
1.8 i 16v Eng.ADL (95kW)	93-99		R		51-0084		Ate	Ø 17,46 200,0x40	VAG, +ABS
	11/93-8/96		F		22-0050-0		Gir	Th 16,0	
	11/93-8/96		R		22-0100-0		Gir	Th 15,0	
	93-96		F		23-0230			Ø 256,0 Th 20,0-18,0	Vent.
	93-96		R		23-0117			Ø 226,0 Th 10,0-8,0	
1.9 D Eng.1Y (47-50kW)	11/93-8/96		R		53-0468		Vag	200,0x40	Hand Brake
	-96		F		22-0045-0	22-0045-0K	K.H.	Th 15,0	Vent.
	-96		F		22-0045-1	22-0045-1K	K.H.	Th 19,5	
	96-		F		22-0206-1		Ate	Th 19,5	
	93-96		F		23-0053			Ø 239,0 Th 12,0-10,0	
	4/93-8/96		R		53-0468		Vag	200,0x40	Hand Brake
1.9 D Eng.1Y (47-50kW)	93-96		R		18-0191	18-0191K		Ø 180,0	
	93-96		R		51-0084		Ate	Ø 17,46 200,0x40	VAG, +ABS




		Spare Parts	F/R	L/R	METELLI ref.	METELLI ref. w/KIT		DIMENSIONS mm.	NOTE
1.9 SDi Eng.AEF/ AEY (47kW)	-96		F		22-0045-0	22-0045-0K	K.H.	Th 15,0	Vent.
			F		22-0045-1	22-0045-1K	K.H.	Th 19,5	
			F		22-0206-1		Ate	Th 19,5	
	96-99		F		23-0053			Ø 239,0 Th 12,0-10,0	
	8/96-8/99		R		53-0468		Vag	200,0x40	Hand Brake
	96-99		R		18-0191	18-0191K		Ø 180,0	
96-99		R		51-0084		Ate	Ø 17,46 200,0x40	VAG, +ABS	
1.9 TD Eng.AAZ (50-55kW)	-96		F		22-0045-0	22-0045-0K	K.H.	Th 15,0	Vent.
			F		22-0045-1	22-0045-1K	K.H.	Th 19,5	
			F		22-0206-1		Ate	Th 19,5	
	93-96		F		23-0053			Ø 239,0 Th 12,0-10,0	
	3/93-8/96		R		53-0468		Vag	200,0x40	Hand Brake
	93-96		R		18-0191	18-0191K		Ø 180,0	
93-96		R		51-0084		Ate	Ø 17,46 200,0x40	VAG, +ABS	
1.9 TDi Eng.1Z/ AHU/ ANU (66kW)	8/96-8/99		F		22-0215-0		Gir	Th 19,5	
	96-99		F		23-0053			Ø 239,0 Th 12,0-10,0	
	8/96-8/99		R		53-0468		Vag	200,0x40	Hand Brake
	96-99		R		18-0191	18-0191K		Ø 180,0	
	96-99		R		51-0084		Ate	Ø 17,46 200,0x40	VAG, +ABS
1.9 TDi Eng.AFN (81kW)	2/97-8/99		F		22-0215-0		Gir	Th 19,5	
	R			22-0100-0		Gir	Th 15,0		
	97-99		F		23-0230			Ø 256,0 Th 20,0-18,0	Vent.
	97-99		R		23-0117			Ø 226,0 Th 10,0-8,0	
	2/97-8/99		R		53-0468		Vag	200,0x40	Hand Brake
2.0 i Eng.2E/ AGG (85kW)	3/93-8/99		F		22-0050-0		Gir	Th 16,0	
	R			22-0100-0		Gir	Th 15,0		
	93-99		F		23-0230			Ø 256,0 Th 20,0-18,0	Vent.
	93-99		R		23-0117			Ø 226,0 Th 10,0-8,0	
	3/93-8/99		R		53-0468		Vag	200,0x40	Hand Brake
2.0 i 16v Eng.ABF (110kW)	8/96-8/99		F		22-0050-0		Gir	Th 16,0	
	R			22-0100-0		Gir	Th 15,0		
	96-99		F		23-0656			Ø 280,0 Th 22,0-20,0	Vent.
	96-99		R		23-0117			Ø 226,0 Th 10,0-8,0	
	8/96-8/99		R		53-0468		Vag	200,0x40	Hand Brake
<b>Ibiza III (6K1) 8/99-2/02</b>									
1.0 Eng.ALD/ ANV/ AUC (37kW)	8/99-2/02		F		22-0206-2		Ate	Th 15,0	
	99-02			F		23-0170		Ø 239,0 Th 20,0-18,0	Vent.
	8/99-2/02		R		53-0468		Vag	200,0x40	Hand Brake
	99-02		R		18-0219			Ø 200,0	
	99-02		R		51-0084		Ate	Ø 17,46 200,0x40	VAG, +ABS
1.0 16v Eng.AST/ AVZ (51kW)	5/00-2/02		F		22-0206-2		Ate	Th 15,0	
	00-02			F		23-0170		Ø 239,0 Th 20,0-18,0	Vent.
	5/00-2/02		R		53-0468		Vag	200,0x40	Hand Brake
	00-02		R		18-0219			Ø 200,0	
1.4 Eng.AKK/ AUD (44kW)	99-02		F		23-0170			Ø 239,0 Th 20,0-18,0	Vent.
	99-02			R		23-0528		Ø 232,0 Th 9,0-7,0	
	8/99-2/02		R		53-0468		Vag	200,0x40	Hand Brake
	8/99-02		R		18-0191	18-0191K		Ø 180,0	
	99-02		R		51-0084		Ate	Ø 17,46 200,0x40	VAG, +ABS
1.4 Eng.ANW (44kW)	99-02		F		23-0170			Ø 239,0 Th 20,0-18,0	Vent.
	99-02			R		23-0528		Ø 232,0 Th 9,0-7,0	
	8/99-2/02		R		53-0468		Vag	200,0x40	Hand Brake
	8/99-02		R		18-0191	18-0191K		Ø 180,0	
	99-02		R		51-0084		Ate	Ø 17,46 200,0x40	VAG, +ABS
1.4 16v Eng.AFK/ ANM/ AQQ/ AUB (74kW)	99-02		F		23-0230			Ø 256,0 Th 20,0-18,0	Vent.
	8/99-2/02		R		53-0468		Vag	200,0x40	Hand Brake
	8/99-02		R		18-0191	18-0191K		Ø 180,0	
1.4 16v Eng.APE (55kW)	5/00-2/02		F		22-0206-2		Ate	Th 15,0	
	00-02			F		23-0170		Ø 239,0 Th 20,0-18,0	Vent.
	00-02		R		23-0528			Ø 232,0 Th 9,0-7,0	
	5/00-2/02		R		53-0468		Vag	200,0x40	Hand Brake
	00-02		R		18-0191	18-0191K		Ø 180,0	
	00-02		R		51-0084		Ate	Ø 17,46 200,0x40	VAG, +ABS
1.4 16v Eng.AUA (55kW)	1/00-12/00		F		22-0206-2		Ate	Th 15,0	
	00-02			F		23-0170		Ø 239,0 Th 20,0-18,0	Vent.
	00-02		R		23-0528			Ø 232,0 Th 9,0-7,0	
	1/00-12/00		R		53-0468		Vag	200,0x40	Hand Brake




		Spare Parts	F/R	L/R	METELLI ref.	METELLI ref. w/KIT		DIMENSIONS mm.	NOTE
1.4 16v Eng.AUA (55kW)	00-02		R		18-0191	18-0191K		Ø 180,0	
	00-02		R		51-0084		Ate	Ø 17,46 200,0x40	VAG, +ABS
1.6 Eng.AEH/ AKL/ APF/ AUR (74kW)	8/99-2/02		F		22-0215-1		Gir	Th 16,0	
	99-02		F		23-0170			Ø 239,0 Th 20,0-18,0	Vent.
	99-02		F		23-0230		Luc	Ø 256,0 Th 20,0-18,0	Vent.
	99-02		R		23-0528			Ø 232,0 Th 9,0-7,0	
	8/99-2/02		R		53-0468		Vag	200,0x40	Hand Brake
	99-02		R		18-0219			Ø 200,0	
1.6 Eng.ALM (55kW)	8/99-2/02		F		22-0206-2		Ate	Th 15,0	
	99-02		F		23-0170			Ø 239,0 Th 20,0-18,0	Vent.
	99-02		R		23-0528			Ø 232,0 Th 9,0-7,0	
	8/99-2/02		R		53-0468		Vag	200,0x40	Hand Brake
	8/99-02		R		18-0191	18-0191K		Ø 180,0	
	99-02		R		51-0084		Ate	Ø 17,46 200,0x40	VAG, +ABS
1.8 T. 20v Cupra Eng.AQX/ AYP (115kW)	7/00-2/02		F		22-0251-2		Bre	Th 15,0	
	7/00-2/02		F		22-0050-0		Gir	Th 16,0	
	7/00-2/02		R		22-0100-1		Gir	Th 17,0	
	00-02		F		23-0656			Ø 280,0 Th 22,0-20,0	Vent.
	00-02		R		23-0528			Ø 232,0 Th 9,0-7,0	
1.9 SDi Eng.AGP/ AQM (50kW)	8/99-2/02		F		22-0206-2		Ate	Th 15,0	
	99-02		F		23-0170			Ø 239,0 Th 20,0-18,0	Vent.
	99-02		R		23-0528			Ø 232,0 Th 9,0-7,0	
	8/99-2/02		R		53-0468		Vag	200,0x40	Hand Brake
	8/99-02		R		18-0191	18-0191K		Ø 180,0	
	99-02		R		51-0084		Ate	Ø 17,46 200,0x40	VAG, +ABS
1.9 TDi Eng.AGR/ ALH/ ALK (66kW)	8/99-2/02		F		22-0215-1		Gir	Th 16,0	
	99-02		F		23-0170			Ø 239,0 Th 20,0-18,0	Vent.
	99-02		F		23-0230		Luc	Ø 256,0 Th 20,0-18,0	Vent.
	99-02		R		23-0528			Ø 232,0 Th 9,0-7,0	
	8/99-2/02		R		53-0468		Vag	200,0x40	Hand Brake
	8/99-02		R		18-0191	18-0191K		Ø 180,0	
	99-02		R		51-0084		Ate	Ø 17,46 200,0x40	VAG, +ABS
1.9 TDi Eng.ASK/ ASV (81kW)	8/99-2/02		F		22-0050-2		Gir	Th 19,0	
	8/99-2/02		R		22-0100-1		Gir	Th 17,0	
	99-02		F		23-0230			Ø 256,0 Th 20,0-18,0	Vent.
	99-02		F		23-0656			Ø 280,0 Th 22,0-20,0	Vent.
	99-02		R		23-0528			Ø 232,0 Th 9,0-7,0	
	8/99-2/02		R		53-0468		Vag	200,0x40	Hand Brake
	8/99-02		R		18-0191	18-0191K		Ø 180,0	
<b>Ibiza IV (6L1) 2/02-6/08</b>									
1.2 Eng.AZQ (47kW)	2/02-		F		22-0206-0		Ate	Th 17,0	-PS
	2/02-		F		22-0206-3		Ate	Th 17,0	-PS
	2/02-		F		22-0211-1		Ate	Th 19,5	+PS
	2/02-		F		22-0211-2		Ate	Th 19,5	+PS
	02-08		F		23-0390			Ø 256,0 Th 22,0-19,0	Vent., Cod. ID PR 1LQ/1ZF
	02-08		F		23-0365			Ø 288,0 Th 25,0-23,0	Vent., Cod. ID PR 1LN/1ZH
	02-08		R		23-0366			Ø 232,0 Th 8,8-7,0	
	2/02-6/08		R		53-0468		Vag	200,0x40	Hand Brake
	10/02-		R		18-0358			Ø 200,0	
1.2 12v Eng.BXV (51kW)	3/07-6/08		F		22-0206-0		Ate	Th 17,0	-PS
	3/07-6/08		F		22-0206-3		Ate	Th 17,0	-PS
	3/07-6/08		F		22-0211-1		Ate	Th 19,5	+PS
	3/07-6/08		F		22-0211-2		Ate	Th 19,5	+PS
	3/07-6/08		F		23-0390			Ø 256,0 Th 22,0-19,0	Vent., Cod. ID PR 1LQ/1ZF
	3/07-6/08		F		23-0365			Ø 288,0 Th 25,0-23,0	Vent., Cod. ID PR 1LN/1ZH
	3/07-6/08		R		23-0366			Ø 232,0 Th 8,8-7,0	
	3/07-6/08		R		53-0468		Vag	200,0x40	Hand Brake
1.4 16v Eng.AUB/ BBZ (74kW)	2/02-		F		22-0211-1		Ate	Th 19,5	
	2/02-		F		22-0211-2		Ate	Th 19,5	
	2/02-		R		22-0100-1		Gir	Th 17,0	
	2/02-		R		22-0100-4		Gir	Th 17,0	
	02-08		F		23-0390			Ø 256,0 Th 22,0-19,0	Vent., Cod. ID PR 1LQ/1ZF
	02-08		F		23-0365			Ø 288,0 Th 25,0-23,0	Vent., Cod. ID PR 1LN/1ZH
	02-08		R		23-0366			Ø 232,0 Th 8,8-7,0	
	2/02-6/08		R		53-0468		Vag	200,0x40	Hand Brake
1.4 16v Eng.BBY (55kW)	2/02-		F		22-0206-0		Ate	Th 17,0	-PS
	2/02-		F		22-0206-3		Ate	Th 17,0	-PS

















		Spare Parts	F/R	L/R	METELLI ref.	METELLI ref. w/KIT		DIMENSIONS mm.	NOTE
1.4 16v Eng.BBY (55kW)	2/02-		F		22-0211-1		Ate	Th 19,5	+PS
			F		22-0211-2		Ate	Th 19,5	+PS
			R		22-0100-1		Gir	Th 17,0	+ESP
			R		22-0100-4		Gir	Th 17,0	+ESP
	02-08		F		23-0390			Ø 256,0 Th 22,0-19,0	Vent., Cod. ID PR 1LQ/1ZF
			F		23-0365			Ø 288,0 Th 25,0-23,0	Vent., Cod. ID PR 1LN/1ZH
	02-08		R		23-0366			Ø 232,0 Th 8,8-7,0	
	2/02-6/08		R		53-0468		Vag	200,0x40	Hand Brake
	10/02-		R		18-0358			Ø 200,0	
	1.4 16v Eng.BXW (63kW)	3/07-6/08		F		23-0390			Ø 256,0 Th 22,0-19,0
F					23-0365			Ø 288,0 Th 25,0-23,0	Vent., Cod. ID PR 1LN/1ZH
3/07-6/08			R		23-0366			Ø 232,0 Th 8,8-7,0	
3/07-6/08			R		53-0468		Vag	200,0x40	Hand Brake
1.4 TDi Eng.AMF (55kW)	5/02-		F		22-0211-1		Ate	Th 19,5	
			F		22-0211-2		Ate	Th 19,5	
	02-08		F		23-0390			Ø 256,0 Th 22,0-19,0	Vent., Cod. ID PR 1LQ/1ZF
			F		23-0365			Ø 288,0 Th 25,0-23,0	Vent., Cod. ID PR 1LN/1ZH
	02-08		R		23-0366			Ø 232,0 Th 8,8-7,0	
	5/02-6/08		R		53-0468		Vag	200,0x40	Hand Brake
10/02-		R		18-0358			Ø 200,0		
1.4 TDi Eng.BMS (59kW)	6/05-		F		22-0211-1		Ate	Th 19,5	
			F		22-0211-2		Ate	Th 19,5	
	05-08		F		23-0390			Ø 256,0 Th 22,0-19,0	Vent., Cod. ID PR 1LQ/1ZF
			F		23-0365			Ø 288,0 Th 25,0-23,0	Vent., Cod. ID PR 1LN/1ZH
	05-08		R		23-0366			Ø 232,0 Th 8,8-7,0	
	6/05-6/08		R		53-0468		Vag	200,0x40	Hand Brake
1.4 TDi Eng.BNM (51kW)	5/05-		F		22-0211-1		Ate	Th 19,5	
			F		22-0211-2		Ate	Th 19,5	
	05-08		F		23-0390			Ø 256,0 Th 22,0-19,0	Vent., Cod. ID PR 1LQ/1ZF
			F		23-0365			Ø 288,0 Th 25,0-23,0	Vent., Cod. ID PR 1LN/1ZH
	05-08		R		23-0366			Ø 232,0 Th 8,8-7,0	
	5/05-6/08		R		53-0468		Vag	200,0x40	Hand Brake
1.6 Eng.BAH (74kW)	03-08		F		23-0390			Ø 256,0 Th 22,0-19,0	Vent., Cod. ID PR 1LQ/1ZF
			F		23-0365			Ø 288,0 Th 25,0-23,0	Vent., Cod. ID PR 1LN/1ZH
	03-08		R		23-0366			Ø 232,0 Th 8,8-7,0	
	2/03-6/08		R		53-0468		Vag	200,0x40	Hand Brake
1.6 16v Eng.BTS (77kW)	11/06-6/08		R		53-0468		Vag	200,0x40	Hand Brake
	06-		R		18-0358			Ø 200,0	
1.8 T. Cupra R Eng.BBU/ BLZ (132kW)	1/04-		F		22-0392-0		Ap	Th 16,5	+sporting kit
			F		22-0181-2		Ate	Th 20,0	
			R		22-0100-1		Gir	Th 17,0	
	04-08		F		23-0706C			Ø 312,0 Th 25,0-21,0	Vent., (Coated)
			R		23-0366			Ø 232,0 Th 8,8-7,0	
1.8 T. FR Eng.BKV/ BJX (110kW)	12/03-		F		22-0547-0		Gir	Th 19,0	
			F		22-0547-1		Gir	Th 19,0	
			R		22-0100-1		Gir	Th 17,0	
			R		22-0100-4		Gir	Th 17,0	
1.9 SDi Eng.ASY (47kW)	2/02-		F		22-0206-0		Ate	Th 17,0	-PS
			F		22-0206-3		Ate	Th 17,0	-PS
			F		22-0211-1		Ate	Th 19,5	+PS
			F		22-0211-2		Ate	Th 19,5	+PS
	02-08		F		23-0390			Ø 256,0 Th 22,0-19,0	Vent., Cod. ID PR 1LQ/1ZF
			F		23-0365			Ø 288,0 Th 25,0-23,0	Vent., Cod. ID PR 1LN/1ZH
	02-08		R		23-0366			Ø 232,0 Th 8,8-7,0	
	2/02-6/08		R		53-0468		Vag	200,0x40	Hand Brake
	10/02-		R		18-0358			Ø 200,0	
1.9 TDi Eng.ASZ (96kW)	2/02-		F		22-0547-0		Gir	Th 19,0	
			F		22-0547-1		Gir	Th 19,0	
			R		22-0100-1		Gir	Th 17,0	
			R		22-0100-4		Gir	Th 17,0	
	02-08		F		23-0390			Ø 256,0 Th 22,0-19,0	Vent., Cod. ID PR 1LQ/1ZF
			F		23-0365			Ø 288,0 Th 25,0-23,0	Vent., Cod. ID PR 1LN/1ZH
02-08		R		23-0366			Ø 232,0 Th 8,8-7,0		
2/02-6/08		R		53-0468		Vag	200,0x40	Hand Brake	
1.9 TDi Eng.ATD (74kW)	2/02-		F		22-0211-1		Ate	Th 19,5	
			F		22-0211-2		Ate	Th 19,5	
			R		22-0100-1		Gir	Th 17,0	

















































		Spare Parts	F/R	L/R	METELLI ref.	METELLI ref. w/KIT		DIMENSIONS mm.	NOTE
1.9 TDi Eng.ATD (74kW)	2/02-		R		<b>22-0100-4</b>		Gir	Th 17,0	
	02-08		F		<b>23-0390</b>			Ø 256,0 Th 22,0-19,0	Vent., Cod. ID PR 1LQ/1ZF
	02-08		F		<b>23-0365</b>			Ø 288,0 Th 25,0-23,0	Vent., Cod. ID PR 1LN/1ZH
	02-08		R		<b>23-0366</b>			Ø 232,0 Th 8,8-7,0	
	2/02-6/08		R		<b>53-0468</b>		Vag	200,0x40	Hand Brake
1.9 TDi Cupra R Eng.ARL (110kW)	04-08		F		<b>23-0390</b>			Ø 256,0 Th 22,0-19,0	Vent., Cod. ID PR 1LQ/1ZF
	04-08		F		<b>23-0365</b>			Ø 288,0 Th 25,0-23,0	Vent., Cod. ID PR 1LN/1ZH
	04-08		R		<b>23-0366</b>			Ø 232,0 Th 8,8-7,0	
1.9 TDi Cupra R Eng.BPX (118kW)	3/04-		F		<b>22-0392-0</b>		Ap	Th 16,5	+sporting kit
	3/04-		F		<b>22-0181-2</b>		Ate	Th 20,0	
	3/04-		R		<b>22-0100-1</b>		Gir	Th 17,0	
2.0 Eng.AZL (85kW)	4/02-		F		<b>22-0547-0</b>		Gir	Th 19,0	
	4/02-		F		<b>22-0547-1</b>		Gir	Th 19,0	
	4/02-		R		<b>22-0100-1</b>		Gir	Th 17,0	
	4/02-		R		<b>22-0100-4</b>		Gir	Th 17,0	
<b>Ibiza V (6J5,1), Sportcoupé 7/08-</b>									
1.2 12v Eng.BXV / BZG (51kW)	08-		F		<b>22-0211-1</b>		Ate	Th 19,5	+PS
	08-		F		<b>22-0211-2</b>		Ate	Th 19,5	+PS
	08-		R		<b>22-0100-1</b>		Gir	Th 17,0	
	08-		F		<b>23-0390</b>			Ø 256,0 Th 22,0-19,0	Vent., Cod. ID PR 1LQ/1ZF
	08-		F		<b>23-0365</b>			Ø 288,0 Th 25,0-23,0	Vent., Cod. ID PR 1LN/1ZH
	08-		R		<b>23-0366</b>			Ø 232,0 Th 8,8-7,0	
	08-		R		<b>53-0468</b>		Vag	200,0x40	Hand Brake
1.4 16v Eng.BXW (63kW)	08-		F		<b>22-0211-1</b>		Ate	Th 19,5	+PS
	08-		F		<b>22-0211-2</b>		Ate	Th 19,5	+PS
	08-		R		<b>22-0100-1</b>		Gir	Th 17,0	
	08-		F		<b>23-0390</b>			Ø 256,0 Th 22,0-19,0	Vent., Cod. ID PR 1LQ/1ZF
	08-		F		<b>23-0365</b>			Ø 288,0 Th 25,0-23,0	Vent., Cod. ID PR 1LN/1ZH
	08-		R		<b>23-0366</b>			Ø 232,0 Th 8,8-7,0	
	08-		R		<b>53-0468</b>		Vag	200,0x40	Hand Brake
1.4 TDi Eng.BMS/ BNV (59kW)	08-		F		<b>22-0211-1</b>		Ate	Th 19,5	+PS
	08-		F		<b>22-0211-2</b>		Ate	Th 19,5	+PS
	08-		R		<b>22-0100-1</b>		Gir	Th 17,0	
	08-		F		<b>23-0390</b>			Ø 256,0 Th 22,0-19,0	Vent., Cod. ID PR 1LQ/1ZF
	08-		F		<b>23-0365</b>			Ø 288,0 Th 25,0-23,0	Vent., Cod. ID PR 1LN/1ZH
	08-		R		<b>23-0366</b>			Ø 232,0 Th 8,8-7,0	
	08-		R		<b>18-0358</b>			Ø 200,0	
1.4 TSi Eng.CAVE (132kW)	09-		F		<b>22-0548-0</b>		Ate	Th 20,0	
	09-		R		<b>22-0100-1</b>		Gir	Th 17,0	
1.4 TSi Eng.CAVF (110kW)	09-		F		<b>22-0548-0</b>		Ate	Th 20,0	
	09-		R		<b>22-0100-1</b>		Gir	Th 17,0	
1.6 16v Eng.BTS (77kW)	08-		F		<b>22-0211-1</b>		Ate	Th 19,5	+PS
	08-		F		<b>22-0211-2</b>		Ate	Th 19,5	+PS
	08-		R		<b>22-0100-1</b>		Gir	Th 17,0	
	08-		F		<b>23-0390</b>			Ø 256,0 Th 22,0-19,0	Vent., Cod. ID PR 1LQ/1ZF
	08-		F		<b>23-0365</b>			Ø 288,0 Th 25,0-23,0	Vent., Cod. ID PR 1LN/1ZH
	08-		R		<b>23-0366</b>			Ø 232,0 Th 8,8-7,0	
	08-		R		<b>18-0358</b>			Ø 200,0	
1.6 TDi Eng.CAYB (66kW)	09-		F		<b>22-0548-0</b>		Ate	Th 20,0	
	09-		R		<b>22-0100-1</b>		Gir	Th 17,0	
1.9 TDi Eng.BLS (77kW)	08-		F		<b>22-0548-0</b>		Ate	Th 20,0	
	08-		R		<b>22-0100-1</b>		Gir	Th 17,0	
	08-		F		<b>23-0390</b>			Ø 256,0 Th 22,0-19,0	Vent., Cod. ID PR 1LQ/1ZF
	08-		F		<b>23-0365</b>			Ø 288,0 Th 25,0-23,0	Vent., Cod. ID PR 1LN/1ZH
	08-		R		<b>23-0366</b>			Ø 232,0 Th 8,8-7,0	
	08-		R		<b>53-0468</b>		Vag	200,0x40	Hand Brake
	08-		R		<b>18-0358</b>			Ø 200,0	
1.9 TDi Eng.BXJ (66kW)	08-		F		<b>22-0211-1</b>		Ate	Th 19,5	+PS
	08-		F		<b>22-0211-2</b>		Ate	Th 19,5	+PS
	08-		R		<b>22-0100-1</b>		Gir	Th 17,0	
	08-		F		<b>23-0390</b>			Ø 256,0 Th 22,0-19,0	Vent., Cod. ID PR 1LQ/1ZF
	08-		F		<b>23-0365</b>			Ø 288,0 Th 25,0-23,0	Vent., Cod. ID PR 1LN/1ZH
	08-		R		<b>23-0366</b>			Ø 232,0 Th 8,8-7,0	
	7/08-		R		<b>53-0468</b>		Vag	200,0x40	Hand Brake
	08-		R		<b>18-0358</b>			Ø 200,0	





























































		Spare Parts	F/R	L/R	METELLI ref.	METELLI ref. w/KIT		DIMENSIONS mm.	NOTE		
<b>Leon I (1M1) 11/99-9/05</b>											
1.4 16v Eng.AHW/ AXP/ BCA (55kW)	-	00-	F		22-0211-0		Ate	Th 19,5	14Inch Wheels		
					22-0211-1		Ate	Th 19,5	15/16Inch Wheels		
					22-0211-2		Ate	Th 19,5			
					11/99-9/05	R	22-0100-1		Gir	Th 17,0	
					10/99-	F	23-0390			Ø 256,0 Th 22,0-19,0	Vent., Cod. ID PR 1LQ/1ZF
					10/99-	R	23-0366			Ø 232,0 Th 8,8-7,0	
1.4 16v Eng.APE (55kW)	-	00-	F		22-0211-0		Ate	Th 19,5	14Inch Wheels		
					22-0211-1		Ate	Th 19,5	15/16Inch Wheels		
					22-0211-2		Ate	Th 19,5			
					11/99-	R	22-0100-1		Gir	Th 17,0	
					10/99-	F	23-0390			Ø 256,0 Th 22,0-19,0	Vent., Cod. ID PR 1LQ/1ZF
					10/99-	R	23-0366			Ø 232,0 Th 8,8-7,0	
1.6 Eng.AEH/ AKL (74kW)	-	00-	F		22-0211-0		Ate	Th 19,5	14Inch Wheels		
					22-0211-1		Ate	Th 19,5	15/16Inch Wheels		
					22-0211-2		Ate	Th 19,5			
					11/99-9/05	R	22-0100-1		Gir	Th 17,0	
					10/99-	F	23-0390			Ø 256,0 Th 22,0-19,0	Vent., Cod. ID PR 1LQ/1ZF
					10/99-	R	23-0366			Ø 232,0 Th 8,8-7,0	
1.6 16v Eng.AUS/ AZD/ BCB (77kW)	-	00-	F		22-0211-0		Ate	Th 19,5	14Inch Wheels		
					22-0211-1		Ate	Th 19,5	15/16Inch Wheels		
					22-0211-2		Ate	Th 19,5			
					11/99-9/05	R	22-0100-1		Gir	Th 17,0	
					10/99-	F	23-0390			Ø 256,0 Th 22,0-19,0	Vent., Cod. ID PR 1LQ/1ZF
					10/99-	R	23-0366			Ø 232,0 Th 8,8-7,0	
1.8 20v Eng.AGN/ APG (92kW)	-	00-	F		22-0211-0		Ate	Th 19,5	14Inch Wheels		
					22-0211-1		Ate	Th 19,5	15/16Inch Wheels		
					22-0211-2		Ate	Th 19,5			
					11/99-9/05	R	22-0100-1		Gir	Th 17,0	
					10/99-	F	23-0904			Ø 279,5 Th 22,0-19,0	Vent., Cod. ID PR 1LS/LR/ZM
					10/99-	R	23-0391			Ø 279,5 Th 22,0-19,0	Vent., Cod. ID PR 1LS/LR/ZM, FR
1.8 20v T. Eng.APP/ AUQ (132kW)	-	00-	F		22-0181-2		Ate	Th 20,0			
					22-0181-4		Ate	Th 20,0			
					22-0251-4		Bre	Th 15,0	+sporting kit		
					11/99-9/05	R	22-0100-1		Gir	Th 17,0	
					10/99-	F	23-0365			Ø 288,0 Th 25,0-23,0	Vent.
					10/99-	R	23-0366			Ø 232,0 Th 8,8-7,0	
1.8 20v T4 Eng.AJQ/ ARY (132kW)	-	00-	F		22-0181-2		Ate	Th 20,0			
					22-0181-4		Ate	Th 20,0			
					22-0251-4		Bre	Th 15,0	+sporting kit		
					11/99-9/05	R	22-0100-1		Gir	Th 17,0	
					10/99-	R	23-0366			Ø 232,0 Th 8,8-7,0	
1.8 T. Cupra R Eng.AMK (154kW)	02-	2/02-9/05	F		22-0181-4		Ate	Th 20,0			
					22-0251-4		Bre	Th 15,0	+sporting kit		
					22-0100-1		Gir	Th 17,0			
					02-05	F	23-0949			Ø 323,0 Th 28,0-26,0	Vent.
1.8 T. Cupra R Eng.BAM (165kW)	03-	7/03-9/05	F		22-0181-4		Ate	Th 20,0			
					22-0251-4		Bre	Th 15,0	+sporting kit		
					22-0100-1		Gir	Th 17,0			
					03-05	F	23-0949			Ø 323,0 Th 28,0-26,0	Vent.
1.9 SDi Eng.AGP/ AQM (50kW)	-	00-	F		22-0211-0		Ate	Th 19,5	14Inch Wheels		
					22-0211-1		Ate	Th 19,5	15/16Inch Wheels		
					22-0211-2		Ate	Th 19,5			
					11/99-9/05	R	22-0100-1		Gir	Th 17,0	
1.9 TDi Eng.AGR/ ALH (66kW)	-	00-	F		22-0211-0		Ate	Th 19,5	14Inch Wheels		
					22-0211-1		Ate	Th 19,5	15/16Inch Wheels		
					22-0211-2		Ate	Th 19,5			
					11/99-9/05	R	22-0100-1		Gir	Th 17,0	
1.9 TDi Eng.AGR/ ALH (66kW)	-	00-	F		23-0904			Ø 279,5 Th 22,0-19,0	Vent., Cod. ID PR 1LS/LR/ZM		
					23-0391			Ø 279,5 Th 22,0-19,0	Vent., Cod. ID PR 1LS/LR/ZM, FR		
					23-0365			Ø 288,0 Th 25,0-23,0	Vent., Cod. ID PR 1LN/LE/ZH/ZE		
					10/99-	F	23-0365			Ø 288,0 Th 25,0-23,0	Vent., Cod. ID PR 1LN/LE/ZH/ZE
					10/99-	R	23-0366			Ø 232,0 Th 8,8-7,0	
					10/99-	R	23-0366			Ø 232,0 Th 8,8-7,0	




































		Spare Parts	F/R	L/R	METELLI ref.	METELLI ref. w/KIT		DIMENSIONS mm.	NOTE
1.9 TDi Eng.AHF/ ASV (81kW)	-00	F	F		22-0211-0		Ate	Th 19,5	14Inch Wheels
	-00		F		22-0211-1		Ate	Th 19,5	15/16Inch Wheels
	00-		F		22-0211-2		Ate	Th 19,5	
	11/99-9/05		R		22-0100-1		Gir	Th 17,0	
	10/99-	F	F		23-0904			Ø 279,5 Th 22,0-19,0	Vent., Cod. ID PR 1LS/LR/ZM
	10/99-		F		23-0391			Ø 279,5 Th 22,0-19,0	Vent., Cod. ID PR 1LS/LR/ZM, FR
	10/99-		F		23-0365			Ø 288,0 Th 25,0-23,0	Vent., Cod. ID PR 1LN/LE/ZH/ZE
10/99-	R			23-0366			Ø 232,0 Th 8,8-7,0		
1.9 TDi Eng.ASZ (96kW)	5/03-9/05	F	F		22-0181-4		Ate	Th 20,0	
	5/03-9/05		R		22-0100-1		Gir	Th 17,0	
	03-	F	F		23-0904			Ø 279,5 Th 22,0-19,0	Vent., Cod. ID PR 1LS/LR/ZM
	03-		F		23-0391			Ø 279,5 Th 22,0-19,0	Vent., Cod. ID PR 1LS/LR/ZM, FR
	03-		F		23-0365			Ø 288,0 Th 25,0-23,0	Vent., Cod. ID PR 1LN/LE/ZH/ZE
	03-		R		23-0366			Ø 232,0 Th 8,8-7,0	
1.9 TDi, Syncro Eng.ARL (110kW)	2/01-9/05	F	F		22-0181-4		Ate	Th 20,0	
	2/01-9/05		R		22-0100-1		Gir	Th 17,0	
	01-	F	F		23-0365			Ø 288,0 Th 25,0-23,0	Vent.
	01-		R		23-0366			Ø 232,0 Th 8,8-7,0	
2.8 Cupra 4 Eng.AUE/ BDE (150kW)	2/01-9/05	F	F		22-0181-4		Ate	Th 20,0	
	2/01-9/05		R		22-0100-1		Gir	Th 17,0	
	2/01-	F		23-0706C			Ø 312,0 Th 25,0-21,0	Vent., (Coated)	
<b>Leon II (1P1) 9/05-</b>									
1.4 16v Eng.BBY (55kW)	9/05-	F	F		22-0211-2		Ate	Th 19,5	
	9/05-		R		22-0100-1		Gir	Th 17,0	
	05-	F	F		23-0733			Ø 280,0 Th 22,0-19,0	Vent., Cod. ID PR 1ZF, 15Inch Wheels
	05-		F		23-0734			Ø 288,0 Th 25,0-22,0	Vent., Cod. ID PR 1ZE, 16Inch Wheels
	05-		F		23-0840			Ø 312,0 Th 25,0-22,0	Vent., Cod. ID PR 1LJ
	05-		R		23-0724			Ø 255,0 Th 10,0-8,0	Cod. ID PR 1KD/1KQ
05-	R		23-0852			Ø 286,0 Th 12,0-10,0	Cod. ID PR 1KZ/1KV/1KJ		
1.4 16v Eng.BXW (63kW)	7/07-	F	F		22-0211-2		Ate	Th 19,5	
	7/07-		R		22-0100-1		Gir	Th 17,0	
	07-	F	F		23-0733			Ø 280,0 Th 22,0-19,0	Vent., Cod. ID PR 1ZF, 15Inch Wheels
	07-		F		23-0734			Ø 288,0 Th 25,0-22,0	Vent., Cod. ID PR 1ZE, 16Inch Wheels
	07-		F		23-0840			Ø 312,0 Th 25,0-22,0	Vent., Cod. ID PR 1LJ
	07-		R		23-0724			Ø 255,0 Th 10,0-8,0	Cod. ID PR 1KD/1KQ
07-	R		23-0852			Ø 286,0 Th 12,0-10,0	Cod. ID PR 1KZ/1KV/1KJ		
1.4 TSI Eng.CAXA/ CAXC (92kW)	12/07-	F	F		22-0548-0		Ate	Th 20,0	
	12/07-		R		22-0100-1		Gir	Th 17,0	
	07-	F	F		23-0733			Ø 280,0 Th 22,0-19,0	Vent., Cod. ID PR 1ZF, 15Inch Wheels
	07-		F		23-0734			Ø 288,0 Th 25,0-22,0	Vent., Cod. ID PR 1ZE, 16Inch Wheels
	07-		F		23-0840			Ø 312,0 Th 25,0-22,0	Vent., Cod. ID PR 1LJ
	07-		R		23-0724			Ø 255,0 Th 10,0-8,0	Cod. ID PR 1KD/1KQ
07-	R		23-0852			Ø 286,0 Th 12,0-10,0	Cod. ID PR 1KZ/1KV/1KJ		
1.6 Eng.BSE/ BSF (75kW)	9/05-	F	F		22-0211-2		Ate	Th 19,5	
	9/05-		R		22-0100-1		Gir	Th 17,0	
	05-	F	F		23-0733			Ø 280,0 Th 22,0-19,0	Vent., Cod. ID PR 1ZF, 15Inch Wheels
	05-		F		23-0734			Ø 288,0 Th 25,0-22,0	Vent., Cod. ID PR 1ZE, 16Inch Wheels
	05-		F		23-0840			Ø 312,0 Th 25,0-22,0	Vent., Cod. ID PR 1LJ
	05-		R		23-0724			Ø 255,0 Th 10,0-8,0	Cod. ID PR 1KD/1KQ
05-	R		23-0852			Ø 286,0 Th 12,0-10,0	Cod. ID PR 1KZ/1KV/1KJ		
1.6 16v Eng.AZD (77kW)	9/05-	F	F		22-0211-2		Ate	Th 19,5	
	9/05-		R		22-0100-1		Gir	Th 17,0	
	05-	F	F		23-0733			Ø 280,0 Th 22,0-19,0	Vent., Cod. ID PR 1ZF, 15Inch Wheels
	05-		F		23-0734			Ø 288,0 Th 25,0-22,0	Vent., Cod. ID PR 1ZE, 16Inch Wheels
	05-		F		23-0840			Ø 312,0 Th 25,0-22,0	Vent., Cod. ID PR 1LJ
	05-		R		23-0724			Ø 255,0 Th 10,0-8,0	Cod. ID PR 1KD/1KQ
05-	R		23-0852			Ø 286,0 Th 12,0-10,0	Cod. ID PR 1KZ/1KV/1KJ		
1.8 16v TFSI Eng.BYT/ BZB (118kW)	7/07-	F	F		22-0548-0		Ate	Th 20,0	
	7/07-		R		22-0100-1		Gir	Th 17,0	
	07-	F	F		23-0733			Ø 280,0 Th 22,0-19,0	Vent., Cod. ID PR 1ZF, 15Inch Wheels
	07-		F		23-0734			Ø 288,0 Th 25,0-22,0	Vent., Cod. ID PR 1ZE, 16Inch Wheels
	07-		F		23-0840			Ø 312,0 Th 25,0-22,0	Vent., Cod. ID PR 1LJ
	07-		R		23-0724			Ø 255,0 Th 10,0-8,0	Cod. ID PR 1KD/1KQ
07-	R		23-0852			Ø 286,0 Th 12,0-10,0	Cod. ID PR 1KZ/1KV/1KJ		
1.8 T. 20v (132kW)	05-	F	F		23-0733			Ø 280,0 Th 22,0-19,0	Vent., Cod. ID PR 1ZF, 15Inch Wheels
	05-		F		23-0734			Ø 288,0 Th 25,0-22,0	Vent., Cod. ID PR 1ZE, 16Inch Wheels
	05-		F		23-0840			Ø 312,0 Th 25,0-22,0	Vent., Cod. ID PR 1LJ




























		Spare Parts	F/R	L/R	METELLI ref.	METELLI ref. w/KIT		DIMENSIONS mm.	NOTE
1.8 T. 20v (132kW)	05-		R		23-0724			Ø 255,0 Th 10,0-8,0	Cod. ID PR 1KD/1KQ
	05-		R		23-0852			Ø 286,0 Th 12,0-10,0	Cod. ID PR 1KZ/1KV/1KJ
1.8 T. 20v Eng.BAM (165kW)	05-		F		23-0733			Ø 280,0 Th 22,0-19,0	Vent., Cod. ID PR 1ZF, 15Inch Wheels
	05-		F		23-0734			Ø 288,0 Th 25,0-22,0	Vent., Cod. ID PR 1ZE, 16Inch Wheels
	05-		F		23-0840			Ø 312,0 Th 25,0-22,0	Vent., Cod. ID PR 1LJ
	05-		R		23-0724			Ø 255,0 Th 10,0-8,0	Cod. ID PR 1KD/1KQ
	05-		R		23-0852			Ø 286,0 Th 12,0-10,0	Cod. ID PR 1KZ/1KV/1KJ
	05-		R		23-0852			Ø 286,0 Th 12,0-10,0	Cod. ID PR 1KZ/1KV/1KJ
1.9 TDi Eng.AFN/ ASV (81kW)	05-		F		22-0548-0		Ate	Th 20,0	
	05-		R		22-0100-1		Gir	Th 17,0	
	05-		F		23-0733			Ø 280,0 Th 22,0-19,0	Vent., Cod. ID PR 1ZF, 15Inch Wheels
	05-		F		23-0734			Ø 288,0 Th 25,0-22,0	Vent., Cod. ID PR 1ZE, 16Inch Wheels
	05-		F		23-0840			Ø 312,0 Th 25,0-22,0	Vent., Cod. ID PR 1LJ
	05-		R		23-0724			Ø 255,0 Th 10,0-8,0	Cod. ID PR 1KD/1KQ
	05-		R		23-0852			Ø 286,0 Th 12,0-10,0	Cod. ID PR 1KZ/1KV/1KJ
	05-		R		23-0852			Ø 286,0 Th 12,0-10,0	Cod. ID PR 1KZ/1KV/1KJ
1.9 TDi Eng.ARL (110kW)	05-		F		22-0548-0		Ate	Th 20,0	
	05-		R		22-0100-1		Gir	Th 17,0	
	05-		F		23-0733			Ø 280,0 Th 22,0-19,0	Vent., Cod. ID PR 1ZF, 15Inch Wheels
	05-		F		23-0734			Ø 288,0 Th 25,0-22,0	Vent., Cod. ID PR 1ZE, 16Inch Wheels
	05-		F		23-0840			Ø 312,0 Th 25,0-22,0	Vent., Cod. ID PR 1LJ
	05-		R		23-0724			Ø 255,0 Th 10,0-8,0	Cod. ID PR 1KD/1KQ
1.9 TDi Eng.AXR (74kW)	05-		F		22-0548-0		Ate	Th 20,0	
	05-		R		22-0100-1		Gir	Th 17,0	
	05-		F		23-0733			Ø 280,0 Th 22,0-19,0	Vent., Cod. ID PR 1ZF, 15Inch Wheels
	05-		F		23-0734			Ø 288,0 Th 25,0-22,0	Vent., Cod. ID PR 1ZE, 16Inch Wheels
	05-		F		23-0840			Ø 312,0 Th 25,0-22,0	Vent., Cod. ID PR 1LJ
	05-		R		23-0724			Ø 255,0 Th 10,0-8,0	Cod. ID PR 1KD/1KQ
1.9 TDi Eng.BKC/ BLS (77kW)	9/05-		F		22-0548-0		Ate	Th 20,0	
	9/05-		R		22-0100-1		Gir	Th 17,0	
	05-		F		23-0733			Ø 280,0 Th 22,0-19,0	Vent., Cod. ID PR 1ZF, 15Inch Wheels
	05-		F		23-0734			Ø 288,0 Th 25,0-22,0	Vent., Cod. ID PR 1ZE, 16Inch Wheels
	05-		F		23-0840			Ø 312,0 Th 25,0-22,0	Vent., Cod. ID PR 1LJ
	05-		R		23-0724			Ø 255,0 Th 10,0-8,0	Cod. ID PR 1KD/1KQ
1.9 TDi Eng.BXF (66kW)	7/07-		F		22-0548-0		Ate	Th 20,0	
	7/07-		R		22-0100-1		Gir	Th 17,0	
	05-		F		23-0733			Ø 280,0 Th 22,0-19,0	Vent., Cod. ID PR 1ZF, 15Inch Wheels
	05-		F		23-0734			Ø 288,0 Th 25,0-22,0	Vent., Cod. ID PR 1ZE, 16Inch Wheels
	05-		F		23-0840			Ø 312,0 Th 25,0-22,0	Vent., Cod. ID PR 1LJ
	05-		R		23-0724			Ø 255,0 Th 10,0-8,0	Cod. ID PR 1KD/1KQ
2.0 FSi Eng.BLR/ BLY/ BVY/ BVZ (110kW)	9/05-		F		22-0548-0		Ate	Th 20,0	
	9/05-		R		22-0100-1		Gir	Th 17,0	
	05-		F		23-0733			Ø 280,0 Th 22,0-19,0	Vent., Cod. ID PR 1ZF, 15Inch Wheels
	05-		F		23-0734			Ø 288,0 Th 25,0-22,0	Vent., Cod. ID PR 1ZE, 16Inch Wheels
	05-		F		23-0840			Ø 312,0 Th 25,0-22,0	Vent., Cod. ID PR 1LJ
	05-		R		23-0724			Ø 255,0 Th 10,0-8,0	Cod. ID PR 1KD/1KQ
2.0 TDi Eng.AZV (100kW)	05-		F		23-0733			Ø 280,0 Th 22,0-19,0	Vent., Cod. ID PR 1ZF, 15Inch Wheels
	05-		F		23-0734			Ø 288,0 Th 25,0-22,0	Vent., Cod. ID PR 1ZE, 16Inch Wheels
	05-		F		23-0840			Ø 312,0 Th 25,0-22,0	Vent., Cod. ID PR 1LJ
	05-		R		23-0724			Ø 255,0 Th 10,0-8,0	Cod. ID PR 1KD/1KQ
	05-		R		23-0852			Ø 286,0 Th 12,0-10,0	Cod. ID PR 1KZ/1KV/1KJ
	05-		R		23-0852			Ø 286,0 Th 12,0-10,0	Cod. ID PR 1KZ/1KV/1KJ
2.0 TDi Eng.BKD/ BMM (103kW)	9/05-		F		22-0548-0		Ate	Th 20,0	
	9/05-		R		22-0100-1		Gir	Th 17,0	
	05-		F		23-0733			Ø 280,0 Th 22,0-19,0	Vent., Cod. ID PR 1ZF, 15Inch Wheels
	05-		F		23-0734			Ø 288,0 Th 25,0-22,0	Vent., Cod. ID PR 1ZE, 16Inch Wheels
	05-		F		23-0840			Ø 312,0 Th 25,0-22,0	Vent., Cod. ID PR 1LJ
	05-		R		23-0724			Ø 255,0 Th 10,0-8,0	Cod. ID PR 1KD/1KQ
2.0 TDi DPF Eng.BMN (125kW)	6/06-		F		22-0548-0		Ate	Th 20,0	
	6/06-		R		22-0100-1		Gir	Th 17,0	
	06-		F		23-0733			Ø 280,0 Th 22,0-19,0	Vent., Cod. ID PR 1ZF, 15Inch Wheels
	06-		F		23-0734			Ø 288,0 Th 25,0-22,0	Vent., Cod. ID PR 1ZE, 16Inch Wheels
	06-		F		23-0840			Ø 312,0 Th 25,0-22,0	Vent., Cod. ID PR 1LJ
	06-		R		23-0724			Ø 255,0 Th 10,0-8,0	Cod. ID PR 1KD/1KQ
2.0 TFSI Eng.BWA (136kW)	9/05-		F		22-0548-0		Ate	Th 20,0	
	9/05-		R		22-0553-0		Gir	Th 17,0	
	05-		F		23-0733			Ø 280,0 Th 22,0-19,0	Vent., Cod. ID PR 1ZF, 15Inch Wheels
	05-		F		23-0734			Ø 288,0 Th 25,0-22,0	Vent., Cod. ID PR 1ZE, 16Inch Wheels
	05-		F		23-0840			Ø 312,0 Th 25,0-22,0	Vent., Cod. ID PR 1LJ
	05-		R		23-0724			Ø 255,0 Th 10,0-8,0	Cod. ID PR 1KD/1KQ
2.0 TFSI Eng.BWA (147kW)	9/05-		F		22-0548-0		Ate	Th 20,0	
	9/05-		R		22-0553-0		Gir	Th 17,0	
	9/05-		R		22-0553-0				















		Spare Parts	F/R	L/R	METELLI ref.	METELLI ref. w/KIT		DIMENSIONS mm.	NOTE	
2.0 TFSi Eng.BWA (147kW)	05-		F		23-0733			Ø 280,0 Th 22,0-19,0	Vent., Cod. ID PR 1ZF, 15Inch Wheels	
	05-		F		23-0734		Ø 288,0 Th 25,0-22,0	Vent., Cod. ID PR 1ZE, 16Inch Wheels		
	05-		F		23-0840		Ø 312,0 Th 25,0-22,0	Vent., Cod. ID PR 1LJ		
	05-		R		23-0724		Ø 255,0 Th 10,0-8,0	Cod. ID PR 1KD/1KQ		
	05-		R		23-0852		Ø 286,0 Th 12,0-10,0	Cod. ID PR 1KZ/1KV/1KJ		
2.0 TFSi Cupra Eng.BWJ (177kW)	12/06-		F		22-0549-2		Ate	Th 20,0		
	12/06-		R		22-0553-0		Gir	Th 17,0		
	06-		F		23-0733			Ø 280,0 Th 22,0-19,0	Vent., Cod. ID PR 1ZF, 15Inch Wheels	
	06-		F		23-0734			Ø 288,0 Th 25,0-22,0	Vent., Cod. ID PR 1ZE, 16Inch Wheels	
	06-		F		23-0840			Ø 312,0 Th 25,0-22,0	Vent., Cod. ID PR 1LJ	
	06-		R		23-0724			Ø 255,0 Th 10,0-8,0	Cod. ID PR 1KD/1KQ	
	06-		R		23-0852			Ø 286,0 Th 12,0-10,0	Cod. ID PR 1KZ/1KV/1KJ	
2.0 TSI Eng.CCZB (155kW)	09-		F		22-0548-0		Ate	Th 20,0		
	09-		R		22-0553-0		Gir	Th 17,0		
2.0 TSI Eng.CDLA (195kW)	10-		F		22-0549-2		Ate	Th 20,0		
	10-		R		22-0553-0		Gir	Th 17,0		
<b>Malaga (023A) 11/84-12/93</b>										
1.2 Eng.021A.1000 (44-46kW)	11/84-12/93		F		22-0033-1		Bdx	Th 18,0		
	11/84-12/93		F		22-0026-3		Gir	Th 16,0		
	84-93			F		23-0014			Ø 227,0 Th 11,0-9,0	
	11/84-12/93			R		53-0063		Fiat	185,0x31	Fitted Adjuster, Hand Brake
	84-93			R		18-0028			Ø 185,0	
1.2 i Eng.021C.1000 (52kW)	12/89-12/93		F		22-0033-1		Bdx	Th 18,0		
	12/89-12/93		F		22-0026-3		Gir	Th 16,0		
	89-93			F		23-0014			Ø 227,0 Th 11,0-9,0	
	12/89-12/93			R		53-0063		Fiat	185,0x31	Fitted Adjuster, Hand Brake
	89-93			R		18-0028			Ø 185,0	
1.5 Eng.021A.2000 (63kW)	5/85-12/93		F		22-0033-1		Bdx	Th 18,0		
	5/85-12/93		F		22-0026-3		Gir	Th 16,0		
	85-93			F		23-0014			Ø 227,0 Th 11,0-9,0	
	5/85-12/93			R		53-0063		Fiat	185,0x31	Fitted Adjuster, Hand Brake
	85-93			R		18-0028			Ø 185,0	
1.5 i Eng.021B.2000 (74kW)	1/87-12/93		F		22-0033-1		Bdx	Th 18,0		
	1/87-12/93		F		22-0026-3		Gir	Th 16,0		
	87-93			F		23-0305			Ø 251,0 Th 20,0-18,0	Vent.
	1/87-12/93			R		53-0063		Fiat	185,0x31	Fitted Adjuster, Hand Brake
	87-93			R		18-0028			Ø 185,0	
1.5 i Kat Eng.021C.2000 (66kW)	10/86-12/93		F		22-0033-1		Bdx	Th 18,0		
	10/86-12/93		F		22-0026-3		Gir	Th 16,0		
	86-93			F		23-0305			Ø 251,0 Th 20,0-18,0	Vent.
	10/86-12/93			R		53-0063		Fiat	185,0x31	Fitted Adjuster, Hand Brake
	86-93			R		18-0028			Ø 185,0	
1.7 D Eng.022A.5000 (40-42kW)	5/85-12/93		F		22-0033-1		Bdx	Th 18,0		
	5/85-12/93		F		22-0026-3		Gir	Th 16,0		
	85-93			F		23-0014			Ø 227,0 Th 11,0-9,0	
	5/85-12/93			R		53-0063		Fiat	185,0x31	Fitted Adjuster, Hand Brake
	85-93			R		18-0028			Ø 185,0	
<b>Marbella (28) 8/86-10/98</b>										
0.8 Eng.08NCA/ 100GB (25kW)	8/86-12/93		F		22-0033-0		Bdx	Th 18,0		
	86-93			F		23-0014		Ø 227,0 Th 11,0-9,0		
	8/86-12/93			R		53-0063		Fiat	185,0x31	Fitted Adjuster, Hand Brake
	86-93			R		18-0028			Ø 185,0	
0.9, Kat Eng.08NCB/ 146A (30-32kW)	96-98		F		23-0014			Ø 227,0 Th 11,0-9,0		
	11/96-10/98			R		53-0063		Fiat	185,0x31	Fitted Adjuster, Hand Brake
	96-98			R		18-0028			Ø 185,0	
0.9, Kat Eng.09NCA/ B (29kW)	1/87-11/96		F		22-0033-0		Bdx	Th 18,0		
	87-96			F		23-0014		Ø 227,0 Th 11,0-9,0		
	1/87-11/96			R		53-0063		Fiat	185,0x31	Fitted Adjuster, Hand Brake
	87-96			R		18-0028			Ø 185,0	
<b>Panda (141A) 10/80-8/98</b>										
0.75, Kat, Van Eng.156A4.000 (25kW)	86-97		R		18-0003			Ø 185,0		
0.75, Kat, Van Eng.141B.000 (25kW)	86-97		R		18-0003			Ø 185,0		
0.8 Eng.100GL6.000 (25kW)	81-85		R		18-0003			Ø 185,0		











		Spare Parts	F/R	L/R	METELLI ref.	METELLI ref. w/KIT		DIMENSIONS mm.	NOTE
0.9 Eng.100GL3.000/ 146A.000 (31-33kW)	80-94		F		23-0014			Ø 227,0 Th 11,0-9,0	
	10/80-6/94		R		53-0063		Fiat	185,0x31	Fitted Adjuster, Hand Brake
	80-94		R		18-0003			Ø 185,0	
1.0 i.e. Kat, 4WD, Van Eng.141C2.000 (33kW)	87-98		R		18-0003			Ø 185,0	
1.0 i.e. Kat, 4WD, Van Eng.156A2.246 (33kW)	87-98		R		18-0003			Ø 185,0	
<b>Ritmo (138) 7/78-9/83</b>									
1.2 Eng.021A.1000 (44-46kW)	78-83		F		23-0014			Ø 227,0 Th 11,0-9,0	
	78-83		R		18-0003			Ø 185,0	
1.4 (57kW)	78-83		F		23-0014			Ø 227,0 Th 11,0-9,0	
	78-83		R		18-0003			Ø 185,0	
1.7 D Eng.022A.5000 (41kW)	79-83		F		23-0014			Ø 227,0 Th 11,0-9,0	
	79-83		R		18-0003			Ø 185,0	
<b>Ronda (022A) 6/82-11/88</b>									
1.2 Eng.021A.1000 (44-46kW)	10/84-12/86		F		22-0033-1		Bdx	Th 18,0	
	10/84-12/86		F		22-0026-3		Gir	Th 16,0	
	84-86		F		23-0014			Ø 227,0 Th 11,0-9,0	
	10/84-12/86		R		53-0063		Fiat	185,0x31	Fitted Adjuster, Hand Brake
	84-86		R		18-0028			Ø 185,0	
1.2 Eng.124B6.000 (47kW)	8/83-5/85		F		22-0033-1		Bdx	Th 18,0	
	8/83-5/85		F		22-0026-3		Gir	Th 16,0	
	83-85		F		23-0014			Ø 227,0 Th 11,0-9,0	
	8/83-5/85		R		53-0063		Fiat	185,0x31	Fitted Adjuster, Hand Brake
	83-85		R		18-0028			Ø 185,0	
1.4 Eng.124B7.000 (54kW)	82-88		R		18-0028			Ø 185,0	
1.5 Eng.021A.2000 (62-63kW)	9/84-12/86		F		22-0033-1		Bdx	Th 18,0	
	9/84-12/86		F		22-0026-3		Gir	Th 16,0	
	84-86		F		23-0020			Ø 251,0 Th 11,0-9,5	
	9/84-12/86		R		53-0063		Fiat	185,0x31	Fitted Adjuster, Hand Brake
	84-86		R		18-0028			Ø 185,0	
1.6 Eng.022A000/ 138AR6000 (68kW)	83-85		F		23-0020			Ø 251,0 Th 11,0-9,5	
	8/83-9/85		R		53-0063		Fiat	185,0x31	Fitted Adjuster, Hand Brake
	83-85		R		18-0028			Ø 185,0	
1.7 D Eng.022A.5000 (40-42kW)	6/82-12/86		F		22-0033-1		Bdx	Th 18,0	
	6/82-12/86		F		22-0026-3		Gir	Th 16,0	
	82-86		F		23-0014			Ø 227,0 Th 11,0-9,0	
	6/82-12/86		R		53-0063		Fiat	185,0x31	Fitted Adjuster, Hand Brake
	82-86		R		18-0028			Ø 185,0	
<b>Terra (24) 2/87-12/96</b>									
0.9, Kat Eng.09NCA/ B (29kW)	87-		F		23-0014			Ø 227,0 Th 11,0-9,0	
1.3 D Eng.MN (33kW)	90-94		R		18-0028			Ø 185,0	
1.4 D Eng.1W (35kW)	90-95		R		18-0028			Ø 185,0	
<b>Toledo I (1L) 5/91-3/99</b>									
1.6 i Eng.AFT (74kW)	11/96-3/99		F		22-0050-0		Gir	Th 16,0	
	96-		F		23-0053			Ø 239,0 Th 12,0-10,0	Ch -1LW012700
	-99		F		23-0170			Ø 239,0 Th 20,0-18,0	Ch 1LW012701-, Vent.
	11/96-3/99		R		53-0465		Vag	180,0x31	Ch -1LZD310000, Hand Brake
	11/96-3/99		R		53-0468		Vag	200,0x40	Ch 1LZD310001-, Hand Brake
	96-99		R		18-0191	18-0191K		Ø 180,0	
	96-99		R		51-0084		Ate	Ø 17,46 200,0x40	VAG, +ABS
1.6 i Eng.EZ/ ABN (54kW)	-96		F		22-0045-1	22-0045-1K	K.H.	Th 19,5	
	96-		F		22-0206-1		Ate	Th 19,5	
	91-99		F		23-0053			Ø 239,0 Th 12,0-10,0	
	5/91-3/99		R		53-0465		Vag	180,0x31	Ch -1LZD310000, Hand Brake
	5/91-3/99		R		53-0468		Vag	200,0x40	Ch 1LZD310001-, Hand Brake
	91-99		R		18-0191	18-0191K		Ø 180,0	
	91-93		R		51-0031		Bdx	Ø 17,46 180,0x30	VAG
	93-99		R		51-0084		Ate	Ø 17,46 200,0x40	VAG, +ABS
1.6i Eng.1F (52-54-55kW)	-96		F		22-0045-1	22-0045-1K	K.H.	Th 19,5	
	96-		F		22-0206-1		Ate	Th 19,5	
	91-99		F		23-0053			Ø 239,0 Th 12,0-10,0	
	5/91-3/99		R		53-0465		Vag	180,0x31	Ch -1LZD310000, Hand Brake
	5/91-3/99		R		53-0468		Vag	200,0x40	Ch 1LZD310001-, Hand Brake
	91-99		R		18-0191	18-0191K		Ø 180,0	
	91-93		R		51-0031		Bdx	Ø 17,46 180,0x30	VAG
	93-99		R		51-0084		Ate	Ø 17,46 200,0x40	VAG, +ABS






































		Spare Parts	F/R	L/R	METELLI ref.	METELLI ref. w/KIT		DIMENSIONS mm.	NOTE
1.8 16v Eng.KR (98kW)	5/91-3/99		F		22-0050-0		Gir	Th 16,0	
	5/91-3/99		R		22-0100-0		Gir	Th 15,0	
	91-99		F		23-0230			Ø 256,0 Th 20,0-18,0	Vent.
	91-99		R		23-0117			Ø 226,0 Th 10,0-8,0	
1.8 16v Eng.PL (92kW)	5/91-3/99		F		22-0050-0		Gir	Th 16,0	
	5/91-3/99		R		22-0100-0		Gir	Th 15,0	
	91-99		F		23-0230			Ø 256,0 Th 20,0-18,0	Vent.
	91-99		R		23-0117			Ø 226,0 Th 10,0-8,0	
1.8 i Eng.ABS/ ADZ (66kW)	-96		F		22-0045-1	22-0045-1K	K.H.	Th 19,5	
	93-96		F		23-0053			Ø 239,0 Th 12,0-10,0	
	11/93-12/96		R		53-0462		Vag	200,0x40	Hand Brake
	11/93-12/96		R		53-0468		Vag	200,0x40	Hand Brake
	93-96		R		18-0191	18-0191K		Ø 180,0	
	93-96		R		51-0084		Ate	Ø 17,46 200,0x40	VAG, +ABS
1.8 i Eng.RP (65kW)	-96		F		22-0045-1	22-0045-1K	K.H.	Th 19,5	
	91-96		F		23-0053			Ø 239,0 Th 12,0-10,0	
	5/91-12/96		R		53-0462		Vag	200,0x40	Hand Brake
	5/91-12/96		R		53-0468		Vag	200,0x40	Hand Brake
	91-96		R		18-0191	18-0191K		Ø 180,0	
	91-96		R		51-0084		Ate	Ø 17,46 200,0x40	VAG, +ABS
1.9 D Eng.1Y (47-50kW)	-96		F		22-0045-1	22-0045-1K	K.H.	Th 19,5	
	96-		F		22-0206-1		Ate	Th 19,5	
	91-99		F		23-0053			Ø 239,0 Th 12,0-10,0	
	5/91-3/99		R		53-0462		Vag	200,0x40	Hand Brake
	5/91-3/99		R		53-0468		Vag	200,0x40	Hand Brake
	91-99		R		18-0191	18-0191K		Ø 180,0	
91-99	R		51-0084		Ate	Ø 17,46 200,0x40	VAG, +ABS		
1.9 SDi Eng.AEF/ AEY (47kW)	-96		F		22-0045-1	22-0045-1K	K.H.	Th 19,5	
	96-		F		22-0206-1		Ate	Th 19,5	
	95-99		F		23-0053			Ø 239,0 Th 12,0-10,0	
	1/95-12/99		R		53-0468		Vag	200,0x40	Hand Brake
	95-99		R		18-0191	18-0191K		Ø 180,0	
95-99	R			51-0084		Ate	Ø 17,46 200,0x40	VAG, +ABS	
1.9 TD Eng.AAZ (50-55kW)	-96		F		22-0045-1	22-0045-1K	K.H.	Th 19,5	
	96-		F		22-0206-1		Ate	Th 19,5	
	91-99		F		23-0053			Ø 239,0 Th 12,0-10,0	
	5/91-3/99		R		53-0462		Vag	200,0x40	Hand Brake
	5/91-3/99		R		53-0468		Vag	200,0x40	Hand Brake
	91-99		R		18-0191	18-0191K		Ø 180,0	
91-99	R		51-0084		Ate	Ø 17,46 200,0x40	VAG, +ABS		
1.9 TDi Eng.1Z/ AHU/ ANU (66kW)	8/95-3/99		F		22-0215-0		Gir	Th 19,5	
	95-		F		23-0186			Ø 256,0 Th 13,0-11,0	Ch -1LTR016999
	-99		F		23-0230			Ø 256,0 Th 20,0-18,0	Ch 1LTR017000-, Vent.
	8/95-3/99		R		53-0462		Vag	200,0x40	Hand Brake
	8/95-3/99		R		53-0468		Vag	200,0x40	Hand Brake
	-99		R		18-0191	18-0191K		Ø 180,0	Ch 1LZD315001-
	95-99	R		51-0084		Ate	Ø 17,46 200,0x40	VAG, +ABS	
1.9 TDi Eng.AFN (81kW)	11/96-3/99		F		22-0215-0		Gir	Th 19,5	
	11/96-3/99		R		22-0100-0		Gir	Th 15,0	
	96-		F		23-0186			Ø 256,0 Th 13,0-11,0	Ch -1LTR016999
	-99		F		23-0230			Ø 256,0 Th 20,0-18,0	Ch 1LTR017000-, Vent.
	11/96-3/99		R		53-0462		Vag	200,0x40	Hand Brake
	11/96-3/99		R		53-0468		Vag	200,0x40	Hand Brake
	-99		R		18-0191	18-0191K		Ø 180,0	Ch 1LZD315001-
	96-99		R		51-0084		Ate	Ø 17,46 200,0x40	VAG, +ABS
2.0 i Eng.2E/ AGG (85kW)	5/91-3/99		F		22-0050-0		Gir	Th 16,0	
	5/91-3/99		R		22-0100-0		Gir	Th 15,0	
	91-99		F		23-0230			Ø 256,0 Th 20,0-18,0	Vent.
	91-99		R		23-0117			Ø 226,0 Th 10,0-8,0	
2.0 i 16v Eng.ABF (110kW)	11/93-3/99		F		22-0050-0		Gir	Th 16,0	
	11/93-3/99		R		22-0100-0		Gir	Th 15,0	
	93-99		F		23-0242			Ø 280,0 Th 22,0-20,0	Vent.
	93-99		R		23-0312			Ø 226,0 Th 10,0-8,0	
<b>Toledo II (1M2) 4/99-9/04</b>									
1.4 16v Eng.AHW/ AXP (55kW)	7/99-9/04		F		22-0211-2		Ate	Th 19,5	
	7/99-9/04		R		22-0100-1		Gir	Th 17,0	
	99-04		F		23-0390			Ø 256,0 Th 22,0-19,0	Vent., Cod. ID PR 1LQ/1ZF

		Spare Parts	F/R	LR	METELLI ref.	METELLI ref. w/KIT		DIMENSIONS mm.	NOTE
1.4 16v Eng.AHW/ AXP (55kW)	99-04		F		<b>23-0904</b>			Ø 279,5 Th 22,0-19,0	Vent., Cod. ID PR 1LS/LR/ZM
	99-04		F		<b>23-0391</b>			Ø 279,5 Th 22,0-19,0	Vent., Cod. ID PR 1LS/LR/ZM, FR
	99-04		R		<b>23-0366</b>			Ø 232,0 Th 8,8-7,0	
1.6 Eng.AEH/ AKL (74kW)	99-00		F		<b>23-0390</b>			Ø 256,0 Th 22,0-19,0	Vent., Cod. ID PR 1LQ/1ZF
	99-00		R		<b>23-0366</b>			Ø 232,0 Th 8,8-7,0	
1.6 16v Eng.AUS/ AZD/ BCB (77kW)	-00		F		<b>22-0211-0</b>		Ate	Th 19,5	14Inch Wheels
	-00		F		<b>22-0211-1</b>		Ate	Th 19,5	15/16Inch Wheels
	00-		F		<b>22-0211-2</b>		Ate	Th 19,5	
	9/00-9/04		R		<b>22-0100-1</b>		Gir	Th 17,0	
	00-04		F		<b>23-0390</b>			Ø 256,0 Th 22,0-19,0	Vent., Cod. ID PR 1LQ/1ZF
	00-04		R		<b>23-0366</b>			Ø 232,0 Th 8,8-7,0	
1.8 20v Eng.AGN/ APG (92kW)	-00		F		<b>22-0211-0</b>		Ate	Th 19,5	14Inch Wheels
	-00		F		<b>22-0211-1</b>		Ate	Th 19,5	15/16Inch Wheels
	00-		F		<b>22-0211-2</b>		Ate	Th 19,5	
	4/99-9/04		R		<b>22-0100-1</b>		Gir	Th 17,0	
	99-04		F		<b>23-0904</b>			Ø 279,5 Th 22,0-19,0	Vent., Cod. ID PR 1LS/LR/ZM
	99-04		F		<b>23-0391</b>			Ø 279,5 Th 22,0-19,0	Vent., Cod. ID PR 1LS/LR/ZM, FR
	99-04		R		<b>23-0366</b>			Ø 232,0 Th 8,8-7,0	
1.8 20v T. Eng.ARY/ AUQ (132kW)	5/01-9/04		F		<b>22-0181-4</b>		Ate	Th 20,0	
	5/01-9/04		R		<b>22-0100-1</b>		Gir	Th 17,0	
	01-04		F		<b>23-0904</b>			Ø 279,5 Th 22,0-19,0	Vent., Cod. ID PR 1LS/LR/ZM
	01-04		F		<b>23-0391</b>			Ø 279,5 Th 22,0-19,0	Vent., Cod. ID PR 1LS/LR/ZM, FR
	01-04		R		<b>23-0366</b>			Ø 232,0 Th 8,8-7,0	
1.9 TDi Eng.AGR/ ALH (66kW)	-00		F		<b>22-0211-0</b>		Ate	Th 19,5	14Inch Wheels
	-00		F		<b>22-0211-1</b>		Ate	Th 19,5	15/16Inch Wheels
	00-		F		<b>22-0211-2</b>		Ate	Th 19,5	
	4/99-9/04		R		<b>22-0100-1</b>		Gir	Th 17,0	
	99-04		F		<b>23-0904</b>			Ø 279,5 Th 22,0-19,0	Vent., Cod. ID PR 1LS/LR/ZM
	99-04		F		<b>23-0391</b>			Ø 279,5 Th 22,0-19,0	Vent., Cod. ID PR 1LS/LR/ZM, FR
	99-04		R		<b>23-0366</b>			Ø 232,0 Th 8,8-7,0	
1.9 TDi Eng.AHF/ ASV (81kW)	-00		F		<b>22-0211-0</b>		Ate	Th 19,5	14Inch Wheels
	-00		F		<b>22-0211-1</b>		Ate	Th 19,5	15/16Inch Wheels
	00-		F		<b>22-0211-2</b>		Ate	Th 19,5	
	4/99-9/04		R		<b>22-0100-1</b>		Gir	Th 17,0	
	99-04		F		<b>23-0904</b>			Ø 279,5 Th 22,0-19,0	Vent., Cod. ID PR 1LS/LR/ZM
	99-04		F		<b>23-0391</b>			Ø 279,5 Th 22,0-19,0	Vent., Cod. ID PR 1LS/LR/ZM, FR
1.9 TDi Eng.ARL (110kW)	10/00-9/04		F		<b>22-0181-4</b>		Ate	Th 20,0	
	10/00-9/04		R		<b>22-0100-1</b>		Gir	Th 17,0	
	00-04		F		<b>23-0365</b>			Ø 288,0 Th 25,0-23,0	Vent.
	00-04		R		<b>23-0366</b>			Ø 232,0 Th 8,8-7,0	
1.9 TDi Eng.ASZ (96kW)	5/03-9/04		F		<b>22-0181-4</b>		Ate	Th 20,0	
	5/03-9/04		R		<b>22-0100-1</b>		Gir	Th 17,0	
	03-		F		<b>23-0365</b>			Ø 288,0 Th 25,0-23,0	Vent.
	03-		R		<b>23-0366</b>			Ø 232,0 Th 8,8-7,0	
2.3 V5 Eng.AGZ (110kW)	4/99-5/01		F		<b>22-0181-2</b>		Ate	Th 20,0	
	4/99-5/01		R		<b>22-0100-1</b>		Gir	Th 17,0	
	99-01		F		<b>23-0365</b>			Ø 288,0 Th 25,0-23,0	Vent., Cod. ID PR 1LN/LE/ZH/ZE
	99-01		R		<b>23-0366</b>			Ø 232,0 Th 8,8-7,0	
2.3 V5 20v Eng.AQN (125kW)	5/01-9/04		F		<b>22-0181-4</b>		Ate	Th 20,0	
	5/01-9/04		R		<b>22-0100-1</b>		Gir	Th 17,0	
	01-04		F		<b>23-0365</b>			Ø 288,0 Th 25,0-23,0	Vent., Cod. ID PR 1LN/LE/ZH/ZE
	01-04		R		<b>23-0366</b>			Ø 232,0 Th 8,8-7,0	
<b>Toledo III (5P2) 10/04-</b>									
1.6 Eng.BGU (75kW)	04-		F		<b>22-0211-2</b>		Ate	Th 19,5	
	04-		R		<b>22-0100-1</b>		Gir	Th 17,0	
	04-		F		<b>23-0733</b>			Ø 280,0 Th 22,0-19,0	Vent., Cod. ID PR 1ZF/ZM
	04-		F		<b>23-0734</b>			Ø 288,0 Th 25,0-22,0	Vent., Cod. ID PR 1ZE/ZP
	04-		F		<b>23-0840</b>			Ø 312,0 Th 25,0-22,0	Vent., Cod. ID PR 1LJ/LL/ZD/LV
	04-		R		<b>23-0724</b>			Ø 255,0 Th 10,0-8,0	Cod. ID PR 1KQ/1KD
	04-		R		<b>23-0725</b>			Ø 260,0 Th 12,0-10,0	Cod. ID PR 1KY/1KZ
	04-		R		<b>23-0852</b>			Ø 286,0 Th 12,0-10,0	Cod. ID PR 1KZ/1KV/1KJ
1.8 TFSi Eng.BYT/ BZB (118kW)	1/07-		F		<b>22-0548-0</b>		Ate	Th 20,0	
	1/07-		R		<b>22-0100-1</b>		Gir	Th 17,0	
	07-		F		<b>23-0733</b>			Ø 280,0 Th 22,0-19,0	Vent., Cod. ID PR 1ZF/ZM
	07-		F		<b>23-0734</b>			Ø 288,0 Th 25,0-22,0	Vent., Cod. ID PR 1ZE/ZP
	07-		F		<b>23-0840</b>			Ø 312,0 Th 25,0-22,0	Vent., Cod. ID PR 1LJ/LL/ZD/LV




































		Spare Parts	F/R	L/R	METELLI ref.	METELLI ref. w/KIT		DIMENSIONS mm.	NOTE
1.8 TFSi Eng.BYT/ BZB (118kW)	07-		R		23-0724			Ø 255,0 Th 10,0-8,0	Cod. ID PR 1KQ/1KD
			R		23-0725			Ø 260,0 Th 12,0-10,0	Cod. ID PR 1KY/1KZ
			R		23-0852			Ø 286,0 Th 12,0-10,0	Cod. ID PR 1KZ/1KV/1KJ
1.9 TDi Eng.BKC/ BJB (77kW)	10/04-		F		22-0548-0		Ate	Th 20,0	
	10/04-		R		22-0100-1		Gir	Th 17,0	
	04-		F		23-0733			Ø 280,0 Th 22,0-19,0	Vent., Cod. ID PR 1ZF/ZM
	04-		F		23-0734			Ø 288,0 Th 25,0-22,0	Vent., Cod. ID PR 1ZE/ZP
	04-		F		23-0840			Ø 312,0 Th 25,0-22,0	Vent., Cod. ID PR 1LJ/LL/ZD/LV
	04-		R		23-0724			Ø 255,0 Th 10,0-8,0	Cod. ID PR 1KQ/1KD
	04-		R		23-0725			Ø 260,0 Th 12,0-10,0	Cod. ID PR 1KY/1KZ
	04-		R		23-0852			Ø 286,0 Th 12,0-10,0	Cod. ID PR 1KZ/1KV/1KJ
2.0 FSI Eng.BLR/ BLY (110kW)	10/04-		F		22-0548-0		Ate	Th 20,0	
	10/04-		R		22-0100-1		Gir	Th 17,0	
	04-		F		23-0733			Ø 280,0 Th 22,0-19,0	Vent., Cod. ID PR 1ZF/ZM
	04-		F		23-0734			Ø 288,0 Th 25,0-22,0	Vent., Cod. ID PR 1ZE/ZP
	04-		F		23-0840			Ø 312,0 Th 25,0-22,0	Vent., Cod. ID PR 1LJ/LL/ZD/LV
	04-		R		23-0724			Ø 255,0 Th 10,0-8,0	Cod. ID PR 1KQ/1KD
	04-		R		23-0725			Ø 260,0 Th 12,0-10,0	Cod. ID PR 1KY/1KZ
	04-		R		23-0852			Ø 286,0 Th 12,0-10,0	Cod. ID PR 1KZ/1KV/1KJ
2.0 TDi Eng.AZV (100kW)	04-		F		23-0733			Ø 280,0 Th 22,0-19,0	Vent., Cod. ID PR 1ZF/ZM
	04-		F		23-0734			Ø 288,0 Th 25,0-22,0	Vent., Cod. ID PR 1ZE/ZP
	04-		F		23-0840			Ø 312,0 Th 25,0-22,0	Vent., Cod. ID PR 1LJ/LL/ZD/LV
	04-		R		23-0724			Ø 255,0 Th 10,0-8,0	Cod. ID PR 1KQ/1KD
	04-		R		23-0725			Ø 260,0 Th 12,0-10,0	Cod. ID PR 1KY/1KZ
	04-		R		23-0852			Ø 286,0 Th 12,0-10,0	Cod. ID PR 1KZ/1KV/1KJ
2.0 TDi Eng.BKD/ BMM (103kW)	10/04-		F		22-0548-0		Ate	Th 20,0	
	10/04-		R		22-0100-1		Gir	Th 17,0	
	04-		F		23-0733			Ø 280,0 Th 22,0-19,0	Vent., Cod. ID PR 1ZF/ZM
	04-		F		23-0734			Ø 288,0 Th 25,0-22,0	Vent., Cod. ID PR 1ZE/ZP
	04-		F		23-0840			Ø 312,0 Th 25,0-22,0	Vent., Cod. ID PR 1LJ/LL/ZD/LV
	04-		R		23-0724			Ø 255,0 Th 10,0-8,0	Cod. ID PR 1KQ/1KD
	04-		R		23-0725			Ø 260,0 Th 12,0-10,0	Cod. ID PR 1KY/1KZ
	04-		R		23-0852			Ø 286,0 Th 12,0-10,0	Cod. ID PR 1KZ/1KV/1KJ
2.0 TDi Eng.BMN (125kW)	1/06-		F		22-0548-0		Ate	Th 20,0	
	1/06-		R		22-0553-0		Gir	Th 17,0	
	06-		F		23-0733			Ø 280,0 Th 22,0-19,0	Vent., Cod. ID PR 1ZF/ZM
	06-		F		23-0734			Ø 288,0 Th 25,0-22,0	Vent., Cod. ID PR 1ZE/ZP
	06-		F		23-0840			Ø 312,0 Th 25,0-22,0	Vent., Cod. ID PR 1LJ/LL/ZD/LV
	06-		R		23-0724			Ø 255,0 Th 10,0-8,0	Cod. ID PR 1KQ/1KD
	06-		R		23-0725			Ø 260,0 Th 12,0-10,0	Cod. ID PR 1KY/1KZ
	06-		R		23-0852			Ø 286,0 Th 12,0-10,0	Cod. ID PR 1KZ/1KV/1KJ
2.0 TFSi Eng.BWA (147kW)	05-		F		23-0733			Ø 280,0 Th 22,0-19,0	Vent., Cod. ID PR 1ZF/ZM
	05-		F		23-0734			Ø 288,0 Th 25,0-22,0	Vent., Cod. ID PR 1ZE/ZP
	05-		F		23-0840			Ø 312,0 Th 25,0-22,0	Vent., Cod. ID PR 1LJ/LL/ZD/LV
	05-		R		23-0724			Ø 255,0 Th 10,0-8,0	Cod. ID PR 1KQ/1KD
	05-		R		23-0725			Ø 260,0 Th 12,0-10,0	Cod. ID PR 1KY/1KZ
	05-		R		23-0852			Ø 286,0 Th 12,0-10,0	Cod. ID PR 1KZ/1KV/1KJ

## SEAT LCV



















Inca (6K9) 11/95-									
1.4 Eng.AEX/ AKV/ APQ (44kW)	11/95-		F		22-0215-1		Gir	Th 16,0	Ch 9KT011100-
	11/95-		F		22-0050-2		Gir	Th 19,0	Ch -9KT011100
			F		23-0230			Ø 256,0 Th 20,0-18,0	Ch 9KT01111-, Vent.
	95-		F		23-0186			Ø 256,0 Th 13,0-11,0	Ch -9KT01110
	11/95-		R		53-0379		Vag	230,0x32	Hand Brake
	11/95-		R		53-0009		Vag	230,0x40	Hand Brake
			R		18-0359			Ø 230,0	Ch 9KX023409-, -ABS
	95-		R		18-0213	18-0213K		Ø 200,0	
	95-		R		18-0208	18-0208K		Ø 230,0	Ch -9KX023408, -ABS
			R		51-0147		Vag	Ø 20,64 230,0x32	Ch 9KX023409-, VAG
95-5/99		R		51-0131		Ate	Ø 20,64 230,0x40	VAG	
1.4 Eng.AKK/ AUD (44kW)	11/95-		F		22-0215-1		Gir	Th 16,0	Ch 9KT011100-
	11/95-		F		22-0050-2		Gir	Th 19,0	Ch -9KT011100
			F		23-0230			Ø 256,0 Th 20,0-18,0	Ch 9KT01111-, Vent.
	95-		F		23-0186			Ø 256,0 Th 13,0-11,0	Ch -9KT01110
	11/95-		R		53-0379		Vag	230,0x32	Hand Brake
	11/95-		R		53-0009		Vag	230,0x40	Hand Brake






























		Spare Parts	F/R	L/R	METELLI ref.	METELLI ref. w/KIT		DIMENSIONS mm.	NOTE
1.4 Eng.AKK/ AUD (44kW)	95-		R		18-0359			Ø 230,0	Ch 9KX023409-, -ABS
			R		18-0213	18-0213K		Ø 200,0	
			R		18-0208	18-0208K		Ø 230,0	Ch -9KX023408, -ABS
	95-5/99		R		51-0147		Vag	Ø 20,64 230,0x32	Ch 9KX023409-, VAG
			R		51-0131		Ate	Ø 20,64 230,0x40	VAG
1.4 Eng.ANW (44kW)	11/95-		F		22-0215-1		Gir	Th 16,0	Ch 9KT011100-
	11/95-		F		22-0050-2		Gir	Th 19,0	Ch -9KT011100
	95-		F		23-0230			Ø 256,0 Th 20,0-18,0	Ch 9KT01111-, Vent.
			F		23-0186			Ø 256,0 Th 13,0-11,0	Ch -9KT01110
	11/95-		R		53-0379		Vag	230,0x32	Hand Brake
	11/95-		R		53-0009		Vag	230,0x40	Hand Brake
	95-		R		18-0359			Ø 230,0	Ch 9KX023409-, -ABS
			R		18-0213	18-0213K		Ø 200,0	
			R		18-0208	18-0208K		Ø 230,0	Ch -9KX023408, -ABS
			R		51-0147		Vag	Ø 20,64 230,0x32	Ch 9KX023409-, VAG
			R		51-0131		Ate	Ø 20,64 230,0x40	VAG
	95-5/99		R		51-0131		Ate	Ø 20,64 230,0x40	VAG
1.4 16v Eng.AUA (55kW)	00-		F		23-0230			Ø 256,0 Th 20,0-18,0	Ch 9KT01111-, Vent.
			F		23-0186			Ø 256,0 Th 13,0-11,0	Ch -9KT01110
	4/00-		R		53-0379		Vag	230,0x32	Hand Brake
	4/00-		R		53-0009		Vag	230,0x40	Hand Brake
	95-		R		18-0359			Ø 230,0	Ch 9KX023409-, -ABS
			R		51-0147		Vag	Ø 20,64 230,0x32	Ch 9KX023409-, VAG
1.6 i Eng.AEE (55kW)	11/95-5/98		F		22-0215-1		Gir	Th 16,0	Ch 9KT011100-
	11/95-5/98		F		22-0050-2		Gir	Th 19,0	Ch -9KT011100
	95-		F		23-0230			Ø 256,0 Th 20,0-18,0	Ch 9KT01111-, Vent.
			F		23-0186			Ø 256,0 Th 13,0-11,0	Ch -9KT01110
	11/95-5/98		R		53-0379		Vag	230,0x32	Hand Brake
	11/95-5/98		R		53-0009		Vag	230,0x40	Hand Brake
	95-		R		18-0213	18-0213K		Ø 200,0	
	95-		R		18-0208	18-0208K		Ø 230,0	Ch -9KX023408, -ABS
	95-5/99		R		51-0147		Vag	Ø 20,64 230,0x32	Ch 9KX023409-, VAG
			R		51-0131		Ate	Ø 20,64 230,0x40	VAG
			R		51-0131		Ate	Ø 20,64 230,0x40	VAG
	1.6i Eng.1F (52-54-55kW)	11/95-5/98		F		22-0215-1		Gir	Th 16,0
11/95-5/98		F			22-0050-2		Gir	Th 19,0	Ch -9KT011100
95-			F		23-0230			Ø 256,0 Th 20,0-18,0	Ch 9KT01111-, Vent.
			F		23-0186			Ø 256,0 Th 13,0-11,0	Ch -9KT01110
11/95-5/98			R		53-0379		Vag	230,0x32	Hand Brake
11/95-5/98			R		53-0009		Vag	230,0x40	Hand Brake
95-			R		18-0213	18-0213K		Ø 200,0	
95-			R		18-0208	18-0208K		Ø 230,0	Ch -9KX023408, -ABS
95-5/99			R		51-0147		Vag	Ø 20,64 230,0x32	Ch 9KX023409-, VAG
			R		51-0131		Ate	Ø 20,64 230,0x40	VAG
			R		51-0131		Ate	Ø 20,64 230,0x40	VAG
1.7 D Eng.AHB (42kW)		9/96-		F		22-0215-1		Gir	Th 16,0
	9/96-	F			22-0050-2		Gir	Th 19,0	Ch -9KT011100
	96-		F		23-0230			Ø 256,0 Th 20,0-18,0	Ch 9KT01111-, Vent.
			F		23-0186			Ø 256,0 Th 13,0-11,0	Ch -9KT01110
	9/96-		R		53-0379		Vag	230,0x32	Hand Brake
	9/96-		R		53-0009		Vag	230,0x40	Hand Brake
	96-		R		18-0359			Ø 230,0	Ch 9KX023409-, -ABS
			R		18-0213	18-0213K		Ø 200,0	
	96-		R		18-0208	18-0208K		Ø 230,0	Ch -9KX023408, -ABS
	R			51-0147		Vag	Ø 20,64 230,0x32	Ch 9KX023409-, VAG	
	96-		R		51-0131		Ate	Ø 20,64 230,0x40	VAG
	1.9 D Eng.1Y (47kW)	11/95-		F		22-0215-1		Gir	Th 16,0
11/95-		F			22-0050-2		Gir	Th 19,0	Ch -9KT011100
95-			F		23-0230			Ø 256,0 Th 20,0-18,0	Ch 9KT01111-, Vent.
			F		23-0186			Ø 256,0 Th 13,0-11,0	Ch -9KT01110
11/95-			R		53-0379		Vag	230,0x32	Hand Brake
11/95-			R		53-0009		Vag	230,0x40	Hand Brake
95-			R		18-0359			Ø 230,0	Ch 9KX023409-, -ABS
			R		18-0213	18-0213K		Ø 200,0	
95-			R		18-0208	18-0208K		Ø 230,0	Ch -9KX023408, -ABS
R				51-0147		Vag	Ø 20,64 230,0x32	Ch 9KX023409-, VAG	
95-5/99			R		51-0131		Ate	Ø 20,64 230,0x40	VAG
1.9 SDi Eng.AEY/ AYQ (47kW)		11/95-		F		22-0215-1		Gir	Th 16,0
	11/95-	F			22-0050-2		Gir	Th 19,0	Ch -9KT011100
			F		23-0230			Ø 256,0 Th 20,0-18,0	Ch 9KT01111-, Vent.







































































			Spare Parts	F/R	L/R	METELLI ref.	METELLI ref. w/KIT		DIMENSIONS mm.	NOTE	
1.9 SDi Eng.AEY/ AYQ (47kW)	95-		F			23-0186			Ø 256,0 Th 13,0-11,0	Ch -9KT01110	
	11/95-		R			53-0379		Vag	230,0x32	Hand Brake	
	11/95-		R			53-0009		Vag	230,0x40	Hand Brake	
				R			18-0359			Ø 230,0	Ch 9KX023409-, -ABS
	95-		R			18-0213	18-0213K		Ø 200,0		
	95-		R			18-0208	18-0208K		Ø 230,0	Ch -9KX023408, -ABS	
				R			51-0147		Vag	Ø 20,64 230,0x32	Ch 9KX023409-, VAG
	95-5/99		R			51-0131		Ate	Ø 20,64 230,0x40	VAG	
1.9 TDi Eng.1Z/ AHU/ ALH/ ANU (66kW)	9/96-		F			22-0215-1		Gir	Th 16,0		
	96-		F			23-0230			Ø 256,0 Th 20,0-18,0	Vent.	
	9/96-		R			53-0379		Vag	230,0x32	Hand Brake	
	9/96-		R			53-0009		Vag	230,0x40	Hand Brake	
				R			18-0359			Ø 230,0	Ch 9KX023409-, -ABS
	96-		R			18-0213	18-0213K		Ø 200,0		
	96-		R			18-0208	18-0208K		Ø 230,0	Ch -9KX023408, -ABS	
<b>Marbella (028A) Van 1/87-12/93</b>											
0.8 Eng.08NCA/ 100GB (25kW)	87-93		F			22-0033-0		Bdx	Th 18,0		
	87-91		F			23-0014			Ø 227,0 Th 11,0-9,0		
0.9 Eng.09NCA/ B (29kW)	87-93		F			22-0033-0		Bdx	Th 18,0		
	87-93		F			23-0014			Ø 227,0 Th 11,0-9,0		
	1/87-12/93		R			53-0063		Fiat	185,0x31	Fitted Adjuster, Hand Brake	
	87-93		R			18-0028			Ø 185,0		
<b>Terra (024A) Van 1/87-12/95</b>											
0.9, Kat Eng.09NCA/ B (29kW)	1/87-12/95		F			22-0033-1		Bdx	Th 18,0		
	87-95		F			23-0014			Ø 227,0 Th 11,0-9,0		
	1/87-12/95		R			53-0063		Fiat	185,0x31	Fitted Adjuster, Hand Brake	
	87-95		R			18-0028			Ø 185,0		
1.3 D Eng.MN (33kW)	3/90-2/92		F			22-0033-1		Bdx	Th 18,0		
	90-92		F			23-0014			Ø 227,0 Th 11,0-9,0		
	3/90-2/92		R			53-0063		Fiat	185,0x31	Fitted Adjuster, Hand Brake	
	90-92		R			18-0028			Ø 185,0		
1.4 D Eng.1W (35kW)	10/90-2/92		F			22-0033-1		Bdx	Th 18,0		
	90-92		F			23-0014			Ø 227,0 Th 11,0-9,0		
	90-92		R			18-0028			Ø 185,0		



























































## SKODA

<b>105 (742,744) 8/76-12/90</b>										
1.0 Eng.742/ 10 (32-33kW)	76-90		F			23-0287			Ø 252,5 Th 9,1-8,0	
1.05 Eng.742/ 10 (34kW)	76-90		F			23-0287			Ø 252,5 Th 9,1-8,0	
<b>110 12/69-3/82</b>										
1.1 L, Coupé Eng.OHV (33-35-38kW)	69-82		F			23-0287			Ø 252,5 Th 9,1-8,0	
<b>120 (742,744) 8/76-12/90</b>										
1.2 Eng.742/ 12 (35kW)	87-90		F			23-0287			Ø 252,5 Th 9,1-8,0	
	87-90		R			18-0259	18-0259K		Ø 200,0	
1.2 Eng.742/ 12 (38kW)	76-90		F			23-0287			Ø 252,5 Th 9,1-8,0	
	76-90		R			18-0259	18-0259K		Ø 200,0	
1.2 Eng.742/ 12X (43kW)	76-90		F			23-0287			Ø 252,5 Th 9,1-8,0	
	76-90		R			18-0259	18-0259K		Ø 200,0	
<b>Fabia I (6Y2, 3, 5), SW 12/99-5/07</b>										
1.0 (Exc. SW) Eng.AQV/ ARV/ ATY (37kW)	12/99-8/02		F			22-0206-0		Ate	Th 17,0	-PS
	12/99-8/02		F			22-0206-3		Ate	Th 17,0	-PS
	12/99-8/02		F			22-0211-1		Ate	Th 19,5	+PS
	12/99-8/02		F			22-0211-2		Ate	Th 19,5	+PS
	99-02		F			23-0614			Ø 239,0 Th 18,0-16,0	Vent., Cod. ID PR 1LB/1LM
	99-02		F			23-0390			Ø 256,0 Th 22,0-19,0	Vent., Cod. ID PR 1LQ/1LR
	99-02		F			23-0365			Ø 288,0 Th 25,0-23,0	Vent., Cod. ID PR 1LN/1LP
	12/99-8/02		R			53-0462		Vag	200,0x40	Hand Brake
	12/99-8/02		R			53-0468		Vag	200,0x40	Hand Brake
	99-02		R			18-0358			Ø 200,0	
99-02		R			51-0085		Ate	Ø 19,05 200,0x40	VAG	
1.2 Eng.AWY/ BMD (40kW)	8/02-		F			22-0206-0		Ate	Th 17,0	-PS
	8/02-		F			22-0206-3		Ate	Th 17,0	-PS
	8/02-		F			22-0211-1		Ate	Th 19,5	+PS
	8/02-		F			22-0211-2		Ate	Th 19,5	+PS
	02-07		F			23-0614			Ø 239,0 Th 18,0-16,0	Vent., Cod. ID PR 1LB/1LM
	02-07		F			23-0390			Ø 256,0 Th 22,0-19,0	Vent., Cod. ID PR 1LQ/1LR



























































		Spare Parts	F/R	L/R	METELLI ref.	METELLI ref. w/KIT		DIMENSIONS mm.	NOTE
1.2 Eng.AWY/ BMD (40kW)	02-07		F		23-0365			Ø 288,0 Th 25,0-23,0	Vent., Cod. ID PR 1LN/1LP
	8/02-5/07		R		53-0468		Vag	200,0x40	Hand Brake
	02-		R		18-0358			Ø 200,0	
	02-		R		51-0085		Ate	Ø 19,05 200,0x40	VAG
1.2 Eng.AZQ/ BME (47kW)	1/03-		F		22-0206-0		Ate	Th 17,0	-PS
	1/03-		F		22-0206-3		Ate	Th 17,0	-PS
	1/03-		F		22-0211-1		Ate	Th 19,5	+PS
	1/03-		F		22-0211-2		Ate	Th 19,5	+PS
	03-07		F		23-0614			Ø 239,0 Th 18,0-16,0	Vent., Cod. ID PR 1LB/1LM
	03-07		F		23-0390			Ø 256,0 Th 22,0-19,0	Vent., Cod. ID PR 1LQ/1LR
	03-07		F		23-0365			Ø 288,0 Th 25,0-23,0	Vent., Cod. ID PR 1LN/1LP
	1/03-5/07		R		53-0468		Vag	200,0x40	Hand Brake
	03-		R		18-0358			Ø 200,0	
03-		R		51-0085		Ate	Ø 19,05 200,0x40	VAG	
1.4 Eng.AME/ AQW/ ATZ (50kW)	9/00-		F		22-0206-0		Ate	Th 17,0	-PS
	9/00-		F		22-0206-3		Ate	Th 17,0	-PS
	9/00-		F		22-0211-1		Ate	Th 19,5	+PS
	9/00-		F		22-0211-2		Ate	Th 19,5	+PS
	00-07		F		23-0614			Ø 239,0 Th 18,0-16,0	Vent., Cod. ID PR 1LB/1LM
	00-07		F		23-0390			Ø 256,0 Th 22,0-19,0	Vent., Cod. ID PR 1LQ/1LR
	00-07		F		23-0365			Ø 288,0 Th 25,0-23,0	Vent., Cod. ID PR 1LN/1LP
	9/00-5/07		R		53-0462		Vag	200,0x40	Hand Brake
	9/00-5/07		R		53-0468		Vag	200,0x40	Hand Brake
	00-		R		18-0358			Ø 200,0	
	00-		R		51-0085		Ate	Ø 19,05 200,0x40	VAG
	1.4 Eng.AZE/ AZF (44kW)	11/00-		F		22-0206-0		Ate	Th 17,0
11/00-		F			22-0206-3		Ate	Th 17,0	-PS
11/00-		F			22-0211-1		Ate	Th 19,5	+PS
11/00-		F			22-0211-2		Ate	Th 19,5	+PS
00-07			F		23-0614			Ø 239,0 Th 18,0-16,0	Vent., Cod. ID PR 1LB/1LM
00-07			F		23-0390			Ø 256,0 Th 22,0-19,0	Vent., Cod. ID PR 1LQ/1LR
00-07			F		23-0365			Ø 288,0 Th 25,0-23,0	Vent., Cod. ID PR 1LN/1LP
11/00-5/07			R		53-0462		Vag	200,0x40	Hand Brake
11/00-5/07			R		53-0468		Vag	200,0x40	Hand Brake
00-			R		18-0358			Ø 200,0	
00-			R		51-0085		Ate	Ø 19,05 200,0x40	VAG
1.4 16v Eng.AUA/ BBY/ BKY (55kW)	12/99-		F		22-0211-1		Ate	Th 19,5	
	12/99-		F		22-0211-2		Ate	Th 19,5	
	99-07		F		23-0614			Ø 239,0 Th 18,0-16,0	Vent., Cod. ID PR 1LB/1LM
	99-07		F		23-0390			Ø 256,0 Th 22,0-19,0	Vent., Cod. ID PR 1LQ/1LR
	99-07		F		23-0365			Ø 288,0 Th 25,0-23,0	Vent., Cod. ID PR 1LN/1LP
	99-07		R		23-0366			Ø 232,0 Th 8,8-7,0	+ABS
	12/99-5/07		R		53-0462		Vag	200,0x40	Hand Brake
	12/99-5/07	R		53-0468		Vag	200,0x40	Hand Brake	
	99-		R		18-0358			Ø 200,0	
	99-		R		51-0085		Ate	Ø 19,05 200,0x40	VAG
	1.4 16v Eng.AUB/ BBZ (74kW)	12/99-		F		22-0211-1		Ate	Th 19,5
12/99-		F			22-0211-2		Ate	Th 19,5	
12/99-		R			22-0100-1		Gir	Th 17,0	
12/99-		R			22-0100-4		Gir	Th 17,0	
99-07			F		23-0614			Ø 239,0 Th 18,0-16,0	Vent., Cod. ID PR 1LB/1LM
99-07			F		23-0390			Ø 256,0 Th 22,0-19,0	Vent., Cod. ID PR 1LQ/1LR
99-07			F		23-0365			Ø 288,0 Th 25,0-23,0	Vent., Cod. ID PR 1LN/1LP
99-07			R		23-0366			Ø 232,0 Th 8,8-7,0	+ABS
12/99-5/07			R		53-0462		Vag	200,0x40	Hand Brake
12/99-5/07		R		53-0468		Vag	200,0x40	Hand Brake	
99-			R		18-0358			Ø 200,0	
99-		R		51-0085		Ate	Ø 19,05 200,0x40	VAG	
1.4 16v Eng.BUD (59kW)	06-07		F		23-0614			Ø 239,0 Th 18,0-16,0	Vent., Cod. ID PR 1LB/1LM
	06-07		F		23-0390			Ø 256,0 Th 22,0-19,0	Vent., Cod. ID PR 1LQ/1LR
	06-07		F		23-0365			Ø 288,0 Th 25,0-23,0	Vent., Cod. ID PR 1LN/1LP
	06-07	R		23-0366			Ø 232,0 Th 8,8-7,0	+ABS	
	4/06-5/07	R		53-0462		Vag	200,0x40	Hand Brake	
	4/06-5/07	R		53-0468		Vag	200,0x40	Hand Brake	
1.4 TDi Eng.AMF (55kW)	4/03-		F		22-0211-1		Ate	Th 19,5	
	4/03-		F		22-0211-2		Ate	Th 19,5	
	03-07		F		23-0614			Ø 239,0 Th 18,0-16,0	Vent., Cod. ID PR 1LB/1LM






























































		Spare Parts	F/R	L/R	METELLI ref.	METELLI ref. w/KIT		DIMENSIONS mm.	NOTE
1.4 TDi Eng.AMF (55kW)	03-07		F		23-0390			Ø 256,0 Th 22,0-19,0	Vent., Cod. ID PR 1LQ/1LR
	03-07		F		23-0365			Ø 288,0 Th 25,0-23,0	Vent., Cod. ID PR 1LN/1LP
	03-07		R		23-0366			Ø 232,0 Th 8,8-7,0	
	4/03-5/07		R		53-0468		Vag	200,0x40	Hand Brake
	03-07		R		18-0358			Ø 200,0	
1.4 TDi Eng.BNM (51kW)	10/05-07		F		22-0211-1		Ate	Th 19,5	
	10/05-07		F		22-0211-2		Ate	Th 19,5	
	05-07		F		23-0614			Ø 239,0 Th 18,0-16,0	Vent., Cod. ID PR 1LB/1LM
	05-07		F		23-0390			Ø 256,0 Th 22,0-19,0	Vent., Cod. ID PR 1LQ/1LR
	05-07		F		23-0365			Ø 288,0 Th 25,0-23,0	Vent., Cod. ID PR 1LN/1LP
	05-07		R		23-0366			Ø 232,0 Th 8,8-7,0	
	10/05-5/07		R		53-0468		Vag	200,0x40	Hand Brake
	05-07		R		18-0358			Ø 200,0	
1.4 TDi Eng.BNV (59kW)	10/05-07		F		22-0211-1		Ate	Th 19,5	
	10/05-07		F		22-0211-2		Ate	Th 19,5	
	05-07		F		23-0614			Ø 239,0 Th 18,0-16,0	Vent., Cod. ID PR 1LB/1LM
	05-07		F		23-0390			Ø 256,0 Th 22,0-19,0	Vent., Cod. ID PR 1LQ/1LR
	05-07		F		23-0365			Ø 288,0 Th 25,0-23,0	Vent., Cod. ID PR 1LN/1LP
	05-07		R		23-0366			Ø 232,0 Th 8,8-7,0	
	10/05-5/07		R		53-0468		Vag	200,0x40	Hand Brake
	05-07		R		18-0358			Ø 200,0	
1.9 SDi Eng.ASY (47kW)	12/99-99		F		22-0206-0		Ate	Th 17,0	-PS
	12/99-99		F		22-0206-3		Ate	Th 17,0	-PS
	12/99-99		F		22-0211-1		Ate	Th 19,5	+PS
	12/99-99		F		22-0211-2		Ate	Th 19,5	+PS
	99-07		F		23-0614			Ø 239,0 Th 18,0-16,0	Vent., Cod. ID PR 1LB/1LM
	99-07		F		23-0390			Ø 256,0 Th 22,0-19,0	Vent., Cod. ID PR 1LQ/1LR
	99-07		F		23-0365			Ø 288,0 Th 25,0-23,0	Vent., Cod. ID PR 1LN/1LP
	12/99-5/07		R		53-0468		Vag	200,0x40	Hand Brake
	99-07		R		18-0358			Ø 200,0	
	99-07		R		51-0085		Ate	Ø 19,05 200,0x40	VAG
1.9 TDi Eng.ATD/ AXR (74kW)	9/00-00		F		22-0211-1		Ate	Th 19,5	
	9/00-00		F		22-0211-2		Ate	Th 19,5	
	9/00-00		R		22-0100-1		Gir	Th 17,0	
	9/00-00		R		22-0100-4		Gir	Th 17,0	
	00-07		F		23-0614			Ø 239,0 Th 18,0-16,0	Vent., Cod. ID PR 1LB/1LM
	00-07		F		23-0390			Ø 256,0 Th 22,0-19,0	Vent., Cod. ID PR 1LQ/1LR
	00-07		F		23-0365			Ø 288,0 Th 25,0-23,0	Vent., Cod. ID PR 1LN/1LP
	00-07		R		23-0366			Ø 232,0 Th 8,8-7,0	
	9/00-5/07		R		53-0468		Vag	200,0x40	Hand Brake
	00-07		R		18-0358			Ø 200,0	
	00-07		R		51-0085		Ate	Ø 19,05 200,0x40	VAG
1.9 TDi (Exc. SW) Eng.ASZ (96kW)	9/03-03		F		22-0547-1		Gir	Th 19,0	
	9/03-03		R		22-0100-4		Gir	Th 17,0	
	03-07		F		23-0614			Ø 239,0 Th 18,0-16,0	Vent., Cod. ID PR 1LB/1LM
	03-07		F		23-0390			Ø 256,0 Th 22,0-19,0	Vent., Cod. ID PR 1LQ/1LR
	03-07		F		23-0365			Ø 288,0 Th 25,0-23,0	Vent., Cod. ID PR 1LN/1LP
	03-07		R		23-0366			Ø 232,0 Th 8,8-7,0	
	9/03-5/07		R		53-0468		Vag	200,0x40	Hand Brake
2.0 Eng.AQY/ AZL/ AZH (85kW)	12/99-99		F		22-0547-0		Gir	Th 19,0	
	12/99-99		F		22-0547-1		Gir	Th 19,0	
	12/99-99		R		22-0100-1		Gir	Th 17,0	
	12/99-99		R		22-0100-4		Gir	Th 17,0	
	99-07		F		23-0614			Ø 239,0 Th 18,0-16,0	Vent., Cod. ID PR 1LB/1LM
	99-07		F		23-0390			Ø 256,0 Th 22,0-19,0	Vent., Cod. ID PR 1LQ/1LR
	99-07		F		23-0365			Ø 288,0 Th 25,0-23,0	Vent., Cod. ID PR 1LN/1LP
	99-07		R		23-0366			Ø 232,0 Th 8,8-7,0	
<b>Fabia II (5J2) 5/07-</b>									
1.2 Eng.BBM (44kW)	07-07		F		22-0211-1		Ate	Th 19,5	
	07-07		F		22-0211-2		Ate	Th 19,5	
	07-07		F		23-0614			Ø 239,0 Th 18,0-16,0	Vent., Cod. ID PR 1LB/1LM
	07-07		F		23-0390			Ø 256,0 Th 22,0-19,0	Vent., Cod. ID PR 1LQ/1LR
	07-07		F		23-0365			Ø 288,0 Th 25,0-23,0	Vent., Cod. ID PR 1LN
	07-07		R		23-0366			Ø 232,0 Th 8,8-7,0	
	10/07-07		R		53-0468		Vag	200,0x40	Hand Brake
1.2 12v Eng.BZG/ CEVA (51kW)	5/07-07		F		22-0211-1		Ate	Th 19,5	
	5/07-07		F		22-0211-2		Ate	Th 19,5	































		Spare Parts	F/R	L/R	METELLI ref.	METELLI ref. w/KIT		DIMENSIONS mm.	NOTE
1.2 12v Eng.BZG/ CEVA (51kW)	07-		F		23-0614			Ø 239,0 Th 18,0-16,0	Vent., Cod. ID PR 1LB/1LM
	07-		F		23-0390			Ø 256,0 Th 22,0-19,0	Vent., Cod. ID PR 1LQ/1LR
	07-		F		23-0365			Ø 288,0 Th 25,0-23,0	Vent., Cod. ID PR 1LN
	07-		R		23-0366			Ø 232,0 Th 8,8-7,0	
	5/07-		R		53-0468		Vag	200,0x40	Hand Brake
1.4 16v Eng.BXW (63kW)	5/07-		F		22-0211-1		Ate	Th 19,5	
	5/07-		F		22-0211-2		Ate	Th 19,5	
	5/07-		R		22-0100-1		Gir	Th 17,0	
	07-		F		23-0614			Ø 239,0 Th 18,0-16,0	Vent., Cod. ID PR 1LB/1LM
	07-		F		23-0390			Ø 256,0 Th 22,0-19,0	Vent., Cod. ID PR 1LQ/1LR
	07-		F		23-0365			Ø 288,0 Th 25,0-23,0	Vent., Cod. ID PR 1LN
	07-		R		23-0366			Ø 232,0 Th 8,8-7,0	
	5/07-		R		53-0468		Vag	200,0x40	Hand Brake
1.4 TDi Eng.BMS/ BNV (59kW)	5/07-		F		22-0211-1		Ate	Th 19,5	
	5/07-		F		22-0211-2		Ate	Th 19,5	
	5/07-		R		22-0100-1		Gir	Th 17,0	
	07-		F		23-0614			Ø 239,0 Th 18,0-16,0	Vent., Cod. ID PR 1LB/1LM
	07-		F		23-0390			Ø 256,0 Th 22,0-19,0	Vent., Cod. ID PR 1LQ/1LR
	07-		F		23-0365			Ø 288,0 Th 25,0-23,0	Vent., Cod. ID PR 1LN
	07-		R		23-0366			Ø 232,0 Th 8,8-7,0	
	5/07-		R		53-0468		Vag	200,0x40	Hand Brake
1.4 TDi Eng.BNM (51kW)	5/07-		F		22-0211-1		Ate	Th 19,5	
	5/07-		F		22-0211-2		Ate	Th 19,5	
	07-		F		23-0614			Ø 239,0 Th 18,0-16,0	Vent., Cod. ID PR 1LB/1LM
	07-		F		23-0390			Ø 256,0 Th 22,0-19,0	Vent., Cod. ID PR 1LQ/1LR
	07-		F		23-0365			Ø 288,0 Th 25,0-23,0	Vent., Cod. ID PR 1LN
	07-		R		23-0366			Ø 232,0 Th 8,8-7,0	
	5/07-		R		53-0468		Vag	200,0x40	Hand Brake
	1.6 16v Eng.BTS (77kW)	5/07-		F		22-0547-0		Gir	Th 19,0
5/07-			F		22-0547-1		Gir	Th 19,0	
5/07-			R		22-0100-1		Gir	Th 17,0	
07-			F		23-0614			Ø 239,0 Th 18,0-16,0	Vent., Cod. ID PR 1LB/1LM
07-			F		23-0390			Ø 256,0 Th 22,0-19,0	Vent., Cod. ID PR 1LQ/1LR
07-			F		23-0365			Ø 288,0 Th 25,0-23,0	Vent., Cod. ID PR 1LN
07-			R		23-0366			Ø 232,0 Th 8,8-7,0	
5/07-			R		53-0468		Vag	200,0x40	Hand Brake
1.9 TDi Eng.BLS/ BSW (77kW)	5/07-		F		22-0547-0		Gir	Th 19,0	
	5/07-		F		22-0547-1		Gir	Th 19,0	
	5/07-		R		22-0100-1		Gir	Th 17,0	
	07-		F		23-0614			Ø 239,0 Th 18,0-16,0	Vent., Cod. ID PR 1LB/1LM
	07-		F		23-0390			Ø 256,0 Th 22,0-19,0	Vent., Cod. ID PR 1LQ/1LR
	07-		F		23-0365			Ø 288,0 Th 25,0-23,0	Vent., Cod. ID PR 1LN
	07-		R		23-0366			Ø 232,0 Th 8,8-7,0	
	5/07-		R		53-0468		Vag	200,0x40	Hand Brake
<b>Favorit (781) 5/89-9/94</b>									
1.3 Eng.136B (50kW)	1/94-9/94		F		22-0039-0		Gir	Th 18,0	
	1/94-9/94		F		23-0551			Ø 236,5 Th 12,9-11,5	
	1/94-9/94		R		18-0259	18-0259K		Ø 200,0	
	1/94-9/94		R		51-0125		Vag	Ø 19,05 200,0x40	VAG
1.3 Eng.136L (45kW)	10/90-9/94		F		22-0039-0		Gir	Th 18,0	
	90-92		F		23-0288			Ø 236,0 Th 12,9-11,5	
	93-94		F		23-0471			Ø 236,0 Th 12,8-11,4	
	94-9/94		F		23-0551			Ø 236,5 Th 12,9-11,5	
	10/90-9/94		R		53-0378		Vag	200,0x32	Hand Brake
	1/93-		R		18-0259	18-0259K		Ø 200,0	
	90-92		R		18-0257			Ø 200,0	
	90-94		R		51-0125		Vag	Ø 19,05 200,0x40	VAG
1.3 Eng.781.135 (42kW)	12/91-9/94		F		22-0039-0		Gir	Th 18,0	
	91-92		F		23-0288			Ø 236,0 Th 12,9-11,5	
	93-94		F		23-0471			Ø 236,0 Th 12,8-11,4	
	94-9/94		F		23-0551			Ø 236,5 Th 12,9-11,5	
	12/91-9/94		R		53-0378		Vag	200,0x32	Hand Brake
	91-94		R		51-0125		Vag	Ø 19,05 200,0x40	VAG
1.3 Eng.781.135 (43kW)	5/89-9/94		F		22-0039-0		Gir	Th 18,0	
	89-92		F		23-0288			Ø 236,0 Th 12,9-11,5	
	93-94		F		23-0471			Ø 236,0 Th 12,8-11,4	
	94-9/94		F		23-0551			Ø 236,5 Th 12,9-11,5	
































		Spare Parts	F/R	L/R	METELLI ref.	METELLI ref. w/KIT		DIMENSIONS mm.	NOTE
1.3 Eng.781.135 (43kW)	5/89-9/94		R		53-0378		Vag	200,0x32	Hand Brake
	89-94		R		51-0125		Vag	Ø 19,05 200,0x40	VAG
1.3 Eng.781.135 (44kW)	10/90-9/94		F		22-0039-0		Gir	Th 18,0	
	90-92		F		23-0288			Ø 236,0 Th 12,9-11,5	
	93-94		F		23-0471			Ø 236,0 Th 12,8-11,4	
	94-9/94		F		23-0551			Ø 236,5 Th 12,9-11,5	
	10/90-9/94		R		53-0378		Vag	200,0x32	Hand Brake
	90-94		R		51-0125		Vag	Ø 19,05 200,0x40	VAG
1.3 Eng.781.135E (40kW)	1/90-9/94		F		22-0039-0		Gir	Th 18,0	
	4/94-9/94		F		23-0551			Ø 236,5 Th 12,9-11,5	
	90-92		F		23-0288			Ø 236,0 Th 12,9-11,5	
	93-94		F		23-0471			Ø 236,0 Th 12,8-11,4	
	1/90-9/94		R		53-0378		Vag	200,0x32	Hand Brake
	1/93-		R		18-0259	18-0259K		Ø 200,0	
	89-92		R		18-0257			Ø 200,0	
	90-94		R		51-0125		Vag	Ø 19,05 200,0x40	VAG
<b>Favorit Forman (785) 8/91-6/95</b>									
1.3 Eng.136B (50kW)	1/94-6/95		F		22-0039-0		Gir	Th 18,0	
	94-95		F		23-0551			Ø 236,5 Th 12,9-11,5	
	1/94-6/95		R		53-0378		Vag	200,0x32	Hand Brake
	1/94-6/95		R		53-0468		Vag	200,0x40	Hand Brake
	94-95		R		18-0259	18-0259K		Ø 200,0	
	94-95		R		51-0125		Vag	Ø 19,05 200,0x40	VAG
1.3 Eng.781.135 (40-42-43-44kW)	12/91-6/95		F		22-0039-0		Gir	Th 18,0	
	91-92		F		23-0288			Ø 236,0 Th 12,9-11,5	
	93-94		F		23-0471			Ø 236,0 Th 12,8-11,4	
	94-95		F		23-0551			Ø 236,5 Th 12,9-11,5	
	12/91-6/95		R		53-0378		Vag	200,0x32	Hand Brake
	12/91-6/95		R		53-0468		Vag	200,0x40	Hand Brake
	91-92		R		18-0257			Ø 200,0	
	93-95		R		18-0259	18-0259K		Ø 200,0	
1.3 Eng.781.135E (40kW)	12/92-6/95		F		22-0039-0		Gir	Th 18,0	
	92-94		F		23-0471			Ø 236,0 Th 12,8-11,4	
	94-95		F		23-0551			Ø 236,5 Th 12,9-11,5	
	12/92-6/95		R		53-0378		Vag	200,0x32	Hand Brake
	12/92-6/95		R		53-0468		Vag	200,0x40	Hand Brake
	92-95		R		18-0259	18-0259K		Ø 200,0	
1.3 Eng.OHC (45kW)	8/91-6/95		F		22-0039-0		Gir	Th 18,0	
	91-92		F		23-0288			Ø 236,0 Th 12,9-11,5	
	93-94		F		23-0471			Ø 236,0 Th 12,8-11,4	
	94-95		F		23-0551			Ø 236,5 Th 12,9-11,5	
	8/91-6/95		R		53-0378		Vag	200,0x32	Hand Brake
	8/91-6/95		R		53-0468		Vag	200,0x40	Hand Brake
	91-92		R		18-0257			Ø 200,0	
	93-9/94		R		18-0259	18-0259K		Ø 200,0	
1.6, 16v (50-55kW)	92-95		R		18-0259	18-0259K		Ø 200,0	
	92-95		R		18-0259	18-0259K		Ø 200,0	
<b>Favorit Pick-Up (787) 12/92-6/97</b>									
1.3 (46kW)	12/92-9/93		R		53-0468		Vag	200,0x40	Hand Brake
1.3 Eng.135B (40kW)	12/92-6/97		F		22-0039-0		Gir	Th 18,0	
	12/92-6/97		R		53-0468		Vag	200,0x40	Hand Brake
	92-97		R		18-0259	18-0259K		Ø 200,0	
	92-97		R		51-0128		Vag	Ø 19,05 200,0x40	VAG
1.3 Eng.136B (50kW)	12/92-6/97		F		22-0039-0		Gir	Th 18,0	
	12/92-6/97		R		53-0468		Vag	200,0x40	Hand Brake
	92-97		R		18-0259	18-0259K		Ø 200,0	
1.3 Eng.781.135 (40-42-43kW)	92-97		R		51-0128		Vag	Ø 19,05 200,0x40	VAG
	12/92-6/97		F		22-0039-0		Gir	Th 18,0	
	12/92-6/97		R		53-0468		Vag	200,0x40	Hand Brake
	92-97		R		18-0259	18-0259K		Ø 200,0	
92-97		R		51-0128		Vag	Ø 19,05 200,0x40	VAG	
<b>Felicia I (6U1, 6U5), SW 10/94-3/98</b>									
1.3 Eng.135B/ AMG (40kW)	10/94-3/98		F		22-0039-0		Gir	Th 18,0	
	94-98		F		23-0551			Ø 236,5 Th 12,9-11,5	













































		Spare Parts	F/R	L/R	METELLI ref.	METELLI ref. w/KIT		DIMENSIONS mm.	NOTE
1.3 Eng.135B/ AMG (40kW)	10/94-3/98		R		53-0378		Vag	200,0x32	Hand Brake
	10/94-3/98		R		53-0468		Vag	200,0x40	Hand Brake
	94-98		R		18-0213	18-0213K		Ø 200,0	
	94-98		R		51-0126		Vag	Ø 22,22 200,0x40	VAG
1.3 Eng.135L/ AMJ (43kW)	10/94-3/98		F		22-0039-0		Gir	Th 18,0	
	94-98		R		23-0551			Ø 236,5 Th 12,9-11,5	
	10/94-3/98		R		53-0378		Vag	200,0x32	Hand Brake
	10/94-3/98		R		53-0468		Vag	200,0x40	Hand Brake
	94-98		R		18-0213	18-0213K		Ø 200,0	
	94-98		R		51-0126		Vag	Ø 22,22 200,0x40	VAG
1.3 Eng.136B/ AMH (50kW)	10/94-3/98		F		22-0039-0		Gir	Th 18,0	
	94-98		F		23-0551			Ø 236,5 Th 12,9-11,5	
	10/94-3/98		R		53-0378		Vag	200,0x32	Hand Brake
	10/94-3/98		R		53-0468		Vag	200,0x40	Hand Brake
	94-98		R		18-0213	18-0213K		Ø 200,0	
	94-98		R		51-0125		Vag	Ø 19,05 200,0x40	VAG
1.6 Eng.AEE (55kW)	8/95-3/98		F		22-0039-0		Gir	Th 18,0	
	95-98		F		23-0551			Ø 236,5 Th 12,9-11,5	
	8/95-3/98		R		53-0378		Vag	200,0x32	Hand Brake
	8/95-3/98		R		53-0468		Vag	200,0x40	Hand Brake
	95-98		R		18-0213	18-0213K		Ø 200,0	
	95-98		R		51-0126		Vag	Ø 22,22 200,0x40	VAG
1.9 D Eng.AEF (47kW)	10/95-3/98		F		22-0039-0		Gir	Th 18,0	
	95-98		F		23-0551			Ø 236,5 Th 12,9-11,5	
	10/95-3/98		R		53-0378		Vag	200,0x32	Hand Brake
	10/95-3/98		R		53-0468		Vag	200,0x40	Hand Brake
	95-98		R		18-0213	18-0213K		Ø 200,0	
	95-98		R		51-0127		Vag	Ø 20,64 200,0x40	VAG
95-98		R		51-0126		Vag	Ø 22,22 200,0x40	VAG	
<b>Felicia I (797) Pick-Up 1/95-2/98</b>									
1.3 Eng.135M (40kW)	1/95-		F		22-0039-0		Gir	Th 18,0	
	95-98		F		23-0551			Ø 236,5 Th 12,9-11,5	
	1/95-2/98		R		53-0468		Vag	200,0x40	Hand Brake
	95-98		R		18-0213	18-0213K		Ø 200,0	
1.3 Eng.136B/ 136M (50kW)	95-98		R		51-0126		Vag	Ø 22,22 200,0x40	VAG
	1/95-		F		22-0039-0		Gir	Th 18,0	
	95-98		F		23-0551			Ø 236,5 Th 12,9-11,5	
	1/95-2/98		R		53-0468		Vag	200,0x40	Hand Brake
1.3 Eng.AMJ (43kW)	95-98		R		18-0213	18-0213K		Ø 200,0	
	95-98		R		51-0126		Vag	Ø 22,22 200,0x40	VAG
	95-98		R		53-0468		Vag	200,0x40	Hand Brake
1.6 Eng.AEE (55kW)	95-98		F		23-0551			Ø 236,5 Th 12,9-11,5	
	1/95-2/98		R		53-0468		Vag	200,0x40	Hand Brake
	95-98		R		18-0213	18-0213K		Ø 200,0	
	95-98		R		51-0126		Vag	Ø 22,22 200,0x40	VAG
1.9 D Eng.AEF (47kW)	1/95-		F		22-0039-0		Gir	Th 18,0	
	95-98		F		23-0551			Ø 236,5 Th 12,9-11,5	
	1/95-2/98		R		53-0468		Vag	200,0x40	Hand Brake
	95-98		R		18-0213	18-0213K		Ø 200,0	
95-98		R		51-0126		Vag	Ø 22,22 200,0x40	VAG	
<b>Felicia II (6U1, 6U5), SW 3/98-6/01</b>									
1.3 Eng.AMH (50kW)	3/98-6/01		F		22-0039-0		Gir	Th 18,0	
	98-01		F		23-0551			Ø 236,5 Th 12,9-11,5	
	98-01		R		18-0213	18-0213K		Ø 200,0	
	98-01		R		51-0125		Vag	Ø 19,05 200,0x40	VAG, +ABS
	98-01		R		51-0126		Vag	Ø 22,22 200,0x40	VAG
1.3 (Exc. SW) Eng.AMG (40kW)	3/98-6/01		F		22-0039-0		Gir	Th 18,0	
	98-01		F		23-0551			Ø 236,5 Th 12,9-11,5	
	98-01		R		18-0213	18-0213K		Ø 200,0	
1.3 (Exc. SW) Eng.AMJ (43kW)	98-01		R		51-0125		Vag	Ø 19,05 200,0x40	VAG, +ABS
	3/98-6/01		F		22-0039-0		Gir	Th 18,0	
	98-01		F		23-0551			Ø 236,5 Th 12,9-11,5	
	98-01		R		18-0213	18-0213K		Ø 200,0	
1.6 Eng.AEE (55kW)	98-01		R		51-0125		Vag	Ø 19,05 200,0x40	VAG, +ABS
	3/98-6/01		F		22-0039-0		Gir	Th 18,0	
	98-01		F		23-0551			Ø 236,5 Th 12,9-11,5	
98-01		R		18-0213	18-0213K		Ø 200,0		





























		Spare Parts	F/R	L/R	METELLI ref.	METELLI ref. w/KIT		DIMENSIONS mm.	NOTE	
1.6 Eng.AEE (55kW)	98-01		R		51-0125		Vag	Ø 19,05 200,0x40	VAG, +ABS	
			R		51-0126		Vag	Ø 22,22 200,0x40	VAG	
1.9 D Eng.AEF (47kW)	3/98-6/01		F		22-0039-0		Gir	Th 18,0		
			F		23-0551			Ø 236,5 Th 12,9-11,5		
			R		18-0213	18-0213K			Ø 200,0	
			R		51-0125		Vag	Ø 19,05 200,0x40	VAG, +ABS	
			R		51-0127		Vag	Ø 20,64 200,0x40	VAG	
<b>Octavia II (1U2, 1U5), SW 9/96-6/04</b>										
1.4 Eng.AXP/ BCA (55kW)	00-04		F		23-0390			Ø 256,0 Th 22,0-19,0	Vent.	
			R		18-0260			Ø 230,0		
			R		51-0148		Vag	Ø 19,05 230,0x32	VAG, A/T	
			R		51-0147		Vag	Ø 20,64 230,0x32	VAG, M/T	
1.4 (Exc. SW) Eng.AMD (44kW)	99-04		F		23-0390			Ø 256,0 Th 22,0-19,0	Vent.	
			R		18-0260			Ø 230,0		
			R		51-0148		Vag	Ø 19,05 230,0x32	VAG, A/T	
			R		51-0147		Vag	Ø 20,64 230,0x32	VAG, M/T	
1.6 Eng.AEE (55kW)	-00		F		22-0211-0		Ate	Th 19,5	14Inch Wheels	
			F		22-0211-1		Ate	Th 19,5	15/16Inch Wheels	
			F		22-0211-2		Ate	Th 19,5		
	96-04		F		23-0390			Ø 256,0 Th 22,0-19,0	Vent.	
			R		23-0390			Ø 256,0 Th 22,0-19,0	Vent.	
	9/96-6/04		R		53-0379		Vag	230,0x32	Hand Brake	
	96-04		R		18-0260			Ø 230,0	LHD	
	96-04		R		51-0148		Vag	Ø 19,05 230,0x32	VAG, A/T	
	96-04		R		51-0147		Vag	Ø 20,64 230,0x32	VAG, M/T	
	96-04		R		51-0178		Vag	Ø 19,05 230,0x40	VAG, A/T	
1.6 Eng.AEH/ AKL/ APF (74kW)	00- -98		F		22-0211-2		Ate	Th 19,5		
			F		22-0211-0		Ate	Th 19,5		
			F		22-0211-1		Ate	Th 19,5		
	97-04		F		23-0390			Ø 256,0 Th 22,0-19,0	Vent.	
			R		23-0366			Ø 232,0 Th 8,8-7,0		
	2/97-6/04		R		53-0379		Vag	230,0x32	Hand Brake	
	97-04		R		18-0260			Ø 230,0		
	97-04		R		51-0148		Vag	Ø 19,05 230,0x32	VAG, A/T	
97-04		R		51-0147		Vag	Ø 20,64 230,0x32	VAG, M/T		
1.6 Eng.AVU/ BFQ (75kW)	00-04		F		23-0390			Ø 256,0 Th 22,0-19,0	Vent.	
			R		23-0366			Ø 232,0 Th 8,8-7,0		
	11/00-6/04		R		53-0379		Vag	230,0x32	Hand Brake	
	00-04		R		18-0260			Ø 230,0		
	00-04		R		51-0148		Vag	Ø 19,05 230,0x32	VAG, A/T	
	00-04		R		51-0147		Vag	Ø 20,64 230,0x32	VAG, M/T	
1.8 20v Eng.AGN (92kW)	-98		F		22-0211-0		Ate	Th 19,5		
			F		22-0211-1		Ate	Th 19,5		
			R		22-0100-1		Gir	Th 17,0		
	9/96-6/04		F		23-0904			Ø 279,5 Th 22,0-19,0	Vent.	
	96-04		F		23-0391			Ø 279,5 Th 22,0-19,0	Vent., FR	
96-04		R		23-0366			Ø 232,0 Th 8,8-7,0			
1.8 T. RS Eng.AUQ (132kW)	5/01-6/04		F		22-0181-4		Ate	Th 20,0		
	5/01-6/04		R		22-0100-1		Gir	Th 17,0		
	01-04		F		23-0706C			Ø 312,0 Th 25,0-21,0	Vent., (Coated)	
1.8 T., 4WD Eng.AGU/ ARX/ ARZ/ AUM (110kW)	-00		F		22-0181-2		Ate	Th 20,0		
			F		22-0181-4		Ate	Th 20,0		
	8/97-6/04		R		22-0100-1		Gir	Th 17,0		
	97-04		F		23-0365			Ø 288,0 Th 25,0-23,0	Vent.	
	97-04		R		23-0366			Ø 232,0 Th 8,8-7,0		
1.9 SDi Eng.AGP/ AQM (50kW)	-00		F		22-0211-0		Ate	Th 19,5	14Inch Wheels	
			F		22-0211-1		Ate	Th 19,5	15/16Inch Wheels	
			F		22-0211-2		Ate	Th 19,5		
	97-04		F		23-0390			Ø 256,0 Th 22,0-19,0	Vent.	
	6/97-6/04		R		53-0379		Vag	230,0x32	Hand Brake	
	97-04		R		18-0260			Ø 230,0		
	97-04		R		51-0148		Vag	Ø 19,05 230,0x32	VAG, A/T	
97-04		R		51-0147		Vag	Ø 20,64 230,0x32	VAG, M/T		
1.9 SDi (Exc. SW) Eng.AEY (47kW)	-00		F		22-0211-0		Ate	Th 19,5	14Inch Wheels	
			F		22-0211-1		Ate	Th 19,5	15/16Inch Wheels	
			F		22-0211-2		Ate	Th 19,5		
	96-04		F		23-0390			Ø 256,0 Th 22,0-19,0	Vent.	








		Spare Parts	F/R	L/R	METELLI ref.	METELLI ref. w/KIT		DIMENSIONS mm.	NOTE
1.9 SDi (Exc. SW) Eng.AEY (47kW)	9/96-6/04		R		53-0379		Vag	230,0x32	Hand Brake
	96-04		R		18-0260			Ø 230,0	LHD
	96-04		R		51-0148		Vag	Ø 19,05 230,0x32	VAG, A/T
	96-04		R		51-0147		Vag	Ø 20,64 230,0x32	VAG, M/T
	96-04		R		51-0178		Vag	Ø 19,05 230,0x40	VAG, A/T
1.9 TDi Eng.AHF/ ASV (81kW)	00-		F		22-0211-2		Ate	Th 19,5	
	-98		F		22-0211-0		Ate	Th 19,5	
	98-00		F		22-0211-1		Ate	Th 19,5	
	8/97-6/04		R		22-0100-1		Gir	Th 17,0	
	97-04		F		23-0904			Ø 279,5 Th 22,0-19,0	Vent.
	97-04		F		23-0391			Ø 279,5 Th 22,0-19,0	Vent., FR
	97-04		R		23-0366			Ø 232,0 Th 8,8-7,0	
	8/97-6/04		R		53-0379		Vag	230,0x32	Hand Brake
1.9 TDi Eng.ASZ (96kW)	1/03-6/04		F		22-0181-4		Ate	Th 20,0	
	1/03-6/04		R		22-0100-1		Gir	Th 17,0	
	03-04		F		23-0904			Ø 279,5 Th 22,0-19,0	Vent.
	03-04		F		23-0391			Ø 279,5 Th 22,0-19,0	Vent., FR
	03-04		R		23-0366			Ø 232,0 Th 8,8-7,0	
	1/03-6/04		R		53-0379		Vag	230,0x32	Hand Brake
1.9 TDi 4WD SW Eng.ATD/ AXR (74kW)	9/00-6/04		F		22-0211-2		Ate	Th 19,5	
	9/00-6/04		R		22-0100-1		Gir	Th 17,0	
	00-04		F		23-0904			Ø 279,5 Th 22,0-19,0	Vent.
	00-04		F		23-0391			Ø 279,5 Th 22,0-19,0	Vent., FR
	00-04		R		23-0366			Ø 232,0 Th 8,8-7,0	Exc. 4WD
	00-04		R		23-0742			Ø 239,0 Th 9,0-7,0	4WD
	9/00-6/04		R		53-0379		Vag	230,0x32	Hand Brake
1.9 TDi, 4WD Eng.AGR/ ALH (66kW)	00-		F		22-0211-2		Ate	Th 19,5	
	-98		F		22-0211-0		Ate	Th 19,5	
	98-00		F		22-0211-1		Ate	Th 19,5	
	9/96-6/04		R		22-0100-1		Gir	Th 17,0	4WD
	96-04		F		23-0904			Ø 279,5 Th 22,0-19,0	Vent.
	96-04		F		23-0391			Ø 279,5 Th 22,0-19,0	Vent., FR
	96-04		R		23-0366			Ø 232,0 Th 8,8-7,0	Exc. 4WD
	96-04		R		23-0742			Ø 239,0 Th 9,0-7,0	4WD
	9/96-6/04		R		53-0379		Vag	230,0x32	Hand Brake
	96-04		R		18-0260			Ø 230,0	
	96-04		R		51-0148		Vag	Ø 19,05 230,0x32	VAG, A/T
	96-04		R		51-0147		Vag	Ø 20,64 230,0x32	VAG, M/T
	96-04		R		51-0178		Vag	Ø 19,05 230,0x40	VAG, A/T
	2.0 SW Eng.ATF (88kW)	1/00-6/04		F		22-0211-2		Ate	Th 19,5
1/00-6/04			R		22-0100-1		Gir	Th 17,0	
00-04			F		23-0904			Ø 279,5 Th 22,0-19,0	Vent.
00-04			F		23-0391			Ø 279,5 Th 22,0-19,0	Vent., FR
00-04			R		23-0366			Ø 232,0 Th 8,8-7,0	
2.0, 4WD Eng.AEG/ APK/ AQY/ AZH/ AZJ (85kW)	-00		F		22-0211-1		Ate	Th 19,5	
	00-		F		22-0211-2		Ate	Th 19,5	
	4/99-6/04		R		22-0100-1		Gir	Th 17,0	
	4/99-04		F		23-0904			Ø 279,5 Th 22,0-19,0	Vent.
	4/99-04		F		23-0391			Ø 279,5 Th 22,0-19,0	Vent., FR
	4/99-04		R		23-0366			Ø 232,0 Th 8,8-7,0	
<b>Octavia III (1Z3, 1Z5), SW 6/04-12/08</b>									
1.4 Eng.BUD (59kW)	07-		F		22-0211-2		Ate	Th 19,5	
	07-		R		22-0553-0		Gir	Th 17,0	
	07-		F		23-0733			Ø 280,0 Th 22,0-19,0	Vent., Cod. ID PR 1ZF/1ZM
	07-		F		23-0734			Ø 288,0 Th 25,0-22,0	Vent., Cod. ID PR 1ZE
	07-		R		23-0724			Ø 255,0 Th 10,0-8,0	Cod. ID PR 1KD
	07-		R		23-0725			Ø 260,0 Th 12,0-10,0	Cod. ID PR 1KF
	2/07-		R		53-0379		Vag	230,0x32	Hand Brake
	1.4 (Exc. SW) Eng.AXP/ BCA (55kW)	6/04		F		22-0211-2		Ate	Th 19,5
6/04			R		22-0553-0		Gir	Th 17,0	
04			F		23-0733			Ø 280,0 Th 22,0-19,0	Vent., Cod. ID PR 1ZF/1ZM
04			F		23-0734			Ø 288,0 Th 25,0-22,0	Vent., Cod. ID PR 1ZE
04			R		23-0724			Ø 255,0 Th 10,0-8,0	Cod. ID PR 1KD
04			R		23-0725			Ø 260,0 Th 12,0-10,0	Cod. ID PR 1KF
6/04			R		53-0379		Vag	230,0x32	Hand Brake

		Spare Parts	F/R	L/R	METELLI ref.	METELLI ref. w/KIT		DIMENSIONS mm.	NOTE
1.6 Eng.BGU/ BSE/ BSF/ CCSA (75kW)	6/04		F		22-0211-2		Ate	Th 19,5	
	6/04		R		22-0553-0		Gir	Th 17,0	
	04		F		23-0733			Ø 280,0 Th 22,0-19,0	Vent., Cod. ID PR 1ZF/1ZM
	04		F		23-0734			Ø 288,0 Th 25,0-22,0	Vent., Cod. ID PR 1ZE
	04		R		23-0724			Ø 255,0 Th 10,0-8,0	Cod. ID PR 1KD
	04		R		23-0725			Ø 260,0 Th 12,0-10,0	Cod. ID PR 1KF
6/04		R		53-0379		Vag	230,0x32	Hand Brake	
1.6 FSI Eng.BLF (85kW)	04		F		22-0211-2		Ate	Th 19,5	
	04		R		22-0553-0		Gir	Th 17,0	
	04		F		23-0733			Ø 280,0 Th 22,0-19,0	Vent., Cod. ID PR 1ZF/1ZM
	04		F		23-0734			Ø 288,0 Th 25,0-22,0	Vent., Cod. ID PR 1ZE
	04		R		23-0724			Ø 255,0 Th 10,0-8,0	Cod. ID PR 1KD
	04		R		23-0725			Ø 260,0 Th 12,0-10,0	Cod. ID PR 1KF
6/04		R		53-0379		Vag	230,0x32	Hand Brake	
1.8 16v TFSI Eng.BZB/ CDAA (118kW)	07-		F		22-0548-0		Ate	Th 20,0	
07-	R			22-0553-0		Gir	Th 17,0		
1.9 TDi Eng.BKC/ BJB/ BLS/ BXE (77kW)	6/04		F		22-0211-2		Ate	Th 19,5	
	6/04		R		22-0553-0		Gir	Th 17,0	
	04		F		23-0733			Ø 280,0 Th 22,0-19,0	Vent., Cod. ID PR 1ZF/1ZM
	04		F		23-0734			Ø 288,0 Th 25,0-22,0	Vent., Cod. ID PR 1ZE
	04		R		23-0724			Ø 255,0 Th 10,0-8,0	Cod. ID PR 1KD
	04		R		23-0725			Ø 260,0 Th 12,0-10,0	Cod. ID PR 1KF
6/04		R		53-0379		Vag	230,0x32	Hand Brake	
1.9 TDi 4WD SW Eng.BKC/ BJB (77kW)	11/04		F		22-0211-2		Ate	Th 19,5	
	11/04		R		22-0553-0		Gir	Th 17,0	
	04		F		23-0733			Ø 280,0 Th 22,0-19,0	Vent., Cod. ID PR 1ZF/1ZM
	04		F		23-0734			Ø 288,0 Th 25,0-22,0	Vent., Cod. ID PR 1ZE
	04		R		23-0724			Ø 255,0 Th 10,0-8,0	Cod. ID PR 1KD
	04		R		23-0725			Ø 260,0 Th 12,0-10,0	Cod. ID PR 1KF
11/04		R		53-0379		Vag	230,0x32	Hand Brake	
2.0 16v TFSi RS Eng.BWA (147kW)	6/04		F		22-0548-0		Ate	Th 20,0	
	6/04		R		22-0553-0		Gir	Th 17,0	
	04		F		23-0840			Ø 312,0 Th 25,0-22,0	Vent., Cod ID PR 1LP
	04		R		23-0852			Ø 286,0 Th 12,0-10,0	Cod ID PR 1KP
2.0 FSI Eng.BLR/ BLY/ BVX/ BVY/ BVZ (110kW)	11/04		F		22-0548-0		Ate	Th 20,0	
	11/04		R		22-0553-0		Gir	Th 17,0	
	04		F		23-0733			Ø 280,0 Th 22,0-19,0	Vent., Cod. ID PR 1ZF/1ZM
	04		F		23-0734			Ø 288,0 Th 25,0-22,0	Vent., Cod. ID PR 1ZE
	04		R		23-0724			Ø 255,0 Th 10,0-8,0	Cod. ID PR 1KD
	04		R		23-0725			Ø 260,0 Th 12,0-10,0	Cod. ID PR 1KF
2.0 FSI 4WD SW Eng.BLR/ BLY (110kW)	11/04		F		22-0548-0		Ate	Th 20,0	
	11/04		R		22-0553-0		Gir	Th 17,0	
	04		F		23-0733			Ø 280,0 Th 22,0-19,0	Vent., Cod. ID PR 1ZF/1ZM
	04		F		23-0734			Ø 288,0 Th 25,0-22,0	Vent., Cod. ID PR 1ZE
	04		R		23-0724			Ø 255,0 Th 10,0-8,0	Cod. ID PR 1KD
	04		R		23-0725			Ø 260,0 Th 12,0-10,0	Cod. ID PR 1KF
2.0 TDi Eng.AZV (100kW)	6/04		F		22-0548-0		Ate	Th 20,0	
	6/04		R		22-0553-0		Gir	Th 17,0	
	04		F		23-0733			Ø 280,0 Th 22,0-19,0	Vent., Cod. ID PR 1ZF/1ZM
	04		F		23-0734			Ø 288,0 Th 25,0-22,0	Vent., Cod. ID PR 1ZE
	04		R		23-0724			Ø 255,0 Th 10,0-8,0	Cod. ID PR 1KD
	04		R		23-0725			Ø 260,0 Th 12,0-10,0	Cod. ID PR 1KF
6/04		R		53-0379		Vag	230,0x32	Hand Brake	
2.0 TDi 16v RS Eng.BMN/ CEGA (125kW)	06-		F		22-0548-0		Ate	Th 20,0	
	06-		R		22-0553-0		Gir	Th 17,0	
	06-		F		23-0734			Ø 288,0 Th 25,0-22,0	Vent., Cod. ID PR 1ZE
	06-		F		23-0840			Ø 312,0 Th 25,0-22,0	Vent., Cod ID PR 1LP
	06-		R		23-0725			Ø 260,0 Th 12,0-10,0	Cod. ID PR 1KF
	06-		R		23-0852			Ø 286,0 Th 12,0-10,0	Cod ID PR 1KP
06-		R		53-0379		Vag	230,0x32	Hand Brake	
2.0 TDi, 4WD Eng.BKD/ BMM (103kW)	6/04		F		22-0548-0		Ate	Th 20,0	
	6/04		R		22-0553-0		Gir	Th 17,0	
	04		F		23-0733			Ø 280,0 Th 22,0-19,0	Vent., Cod. ID PR 1ZF/1ZM
	04		F		23-0734			Ø 288,0 Th 25,0-22,0	Vent., Cod. ID PR 1ZE
	04		R		23-0724			Ø 255,0 Th 10,0-8,0	Cod. ID PR 1KD
	04		R		23-0725			Ø 260,0 Th 12,0-10,0	Cod. ID PR 1KF
6/04		R		53-0379		Vag	230,0x32	Hand Brake	


























				Spare Parts	F/R	LR	METELLI ref.	METELLI ref. w/KIT		DIMENSIONS mm.	NOTE
<b>Octavia IV 1/09-</b>											
1.4 TSi Eng.CAXA (90kW)	09-		F				<b>22-0548-0</b>		Ate	Th 20,0	
	09-		R				<b>22-0553-0</b>		Gir	Th 17,0	
	09-		F				<b>23-0733</b>			Ø 280,0 Th 22,0-19,0	Vent., Cod. ID PR 1ZF/1ZM
	09-		F				<b>23-0734</b>			Ø 288,0 Th 25,0-22,0	Vent., Cod. ID PR 1ZE
	09-		R				<b>23-0724</b>			Ø 255,0 Th 10,0-8,0	Cod. ID PR 1KD
	09-		R				<b>23-0725</b>			Ø 260,0 Th 12,0-10,0	Cod. ID PR 1KF
<b>Rapid (120G, 130G, 135G) 2/83-10/91</b>											
1.2 (43kW)	83-90		F				<b>23-0288</b>			Ø 236,0 Th 12,9-11,5	
	2/83-12/90		R				<b>53-0378</b>		Vag	200,0x32	Hand Brake
	83-90		R				<b>18-0259</b>	<b>18-0259K</b>		Ø 200,0	
1.3 (39kW)	87-91		F				<b>23-0288</b>			Ø 236,0 Th 12,9-11,5	
	8/87-10/91		R				<b>53-0378</b>		Vag	200,0x32	Hand Brake
1.3 Eng.135-8 (43kW)	84-90		F				<b>23-0288</b>			Ø 236,0 Th 12,9-11,5	
	9/84-12/90		R				<b>53-0378</b>		Vag	200,0x32	Hand Brake
	84-90		R				<b>18-0259</b>	<b>18-0259K</b>		Ø 200,0	
1.3 Eng.742/ 13 (45kW)	85-88		F				<b>23-0288</b>			Ø 236,0 Th 12,9-11,5	
	3/85-8/88		R				<b>53-0378</b>		Vag	200,0x32	Hand Brake
	85-88		R				<b>18-0259</b>	<b>18-0259K</b>		Ø 200,0	
<b>Roomster (5J7) 9/06-</b>											
1.2 12v Eng.BZG (51kW)	9/06-		F				<b>22-0211-1</b>		Ate	Th 19,5	
	9/06-		F				<b>22-0211-2</b>		Ate	Th 19,5	
	9/06-		F				<b>23-0390</b>			Ø 256,0 Th 22,0-19,0	Vent., Cod. ID PR 1LQ/LR
	9/06-		F				<b>23-0365</b>			Ø 288,0 Th 25,0-23,0	Vent., Cod. ID PR 1LN
	06-		R				<b>23-0366</b>			Ø 232,0 Th 8,8-7,0	Cod. ID PR 1KK
	9/06-		R				<b>53-0379</b>		Vag	230,0x32	Hand Brake
	06-		R				<b>51-0178</b>		Vag	Ø 19,05 230,0x40	VAG
1.4 16v Eng.BXW (63kW)	9/06-		F				<b>22-0211-1</b>		Ate	Th 19,5	
	9/06-		F				<b>22-0211-2</b>		Ate	Th 19,5	
	9/06-		F				<b>23-0390</b>			Ø 256,0 Th 22,0-19,0	Vent., Cod. ID PR 1LQ/LR
	9/06-		F				<b>23-0365</b>			Ø 288,0 Th 25,0-23,0	Vent., Cod. ID PR 1LN
	06-		R				<b>23-0366</b>			Ø 232,0 Th 8,8-7,0	Cod. ID PR 1KK
	9/06-		R				<b>53-0379</b>		Vag	230,0x32	Hand Brake
	06-		R				<b>51-0178</b>		Vag	Ø 19,05 230,0x40	VAG
1.4 TDi Eng.BMS (59kW)	9/06-		F				<b>22-0211-1</b>		Ate	Th 19,5	
	9/06-		F				<b>22-0211-2</b>		Ate	Th 19,5	
	9/06-		R				<b>22-0100-1</b>		Gir	Th 17,0	
	9/06-		F				<b>23-0390</b>			Ø 256,0 Th 22,0-19,0	Vent., Cod. ID PR 1LQ/LR
	9/06-		F				<b>23-0365</b>			Ø 288,0 Th 25,0-23,0	Vent., Cod. ID PR 1LN
	06-	R				<b>23-0366</b>			Ø 232,0 Th 8,8-7,0	Cod. ID PR 1KK	
	9/06-		R				<b>53-0379</b>		Vag	230,0x32	Hand Brake
06-		R				<b>51-0178</b>		Vag	Ø 19,05 230,0x40	VAG	
1.4 TDi Eng.BNM (51kW)	9/06-		F				<b>22-0211-1</b>		Ate	Th 19,5	
	9/06-		F				<b>22-0211-2</b>		Ate	Th 19,5	
	9/06-		F				<b>23-0390</b>			Ø 256,0 Th 22,0-19,0	Vent., Cod. ID PR 1LQ/LR
	9/06-		F				<b>23-0365</b>			Ø 288,0 Th 25,0-23,0	Vent., Cod. ID PR 1LN
	06-		R				<b>23-0366</b>			Ø 232,0 Th 8,8-7,0	Cod. ID PR 1KK
	9/06-		R				<b>53-0379</b>		Vag	230,0x32	Hand Brake
	06-		R				<b>51-0178</b>		Vag	Ø 19,05 230,0x40	VAG
1.6 16v Eng.BTS (77kW)	9/06-		F				<b>22-0211-1</b>		Ate	Th 19,5	
	9/06-		F				<b>22-0211-2</b>		Ate	Th 19,5	
	9/06-		R				<b>22-0100-1</b>		Gir	Th 17,0	
	9/06-		F				<b>23-0390</b>			Ø 256,0 Th 22,0-19,0	Vent., Cod. ID PR 1LQ/LR
	9/06-		F				<b>23-0365</b>			Ø 288,0 Th 25,0-23,0	Vent., Cod. ID PR 1LN
	9/06-	R				<b>23-0366</b>			Ø 232,0 Th 8,8-7,0	Cod. ID PR 1KK	
	9/06-		R				<b>53-0379</b>		Vag	230,0x32	Hand Brake
06-		R				<b>51-0178</b>		Vag	Ø 19,05 230,0x40	VAG	
1.9 TDi Eng.BLS (77kW)	9/06-		F				<b>22-0211-1</b>		Ate	Th 19,5	
	9/06-		F				<b>22-0211-2</b>		Ate	Th 19,5	
	9/06-		R				<b>22-0100-1</b>		Gir	Th 17,0	
	9/06-		F				<b>23-0390</b>			Ø 256,0 Th 22,0-19,0	Vent., Cod. ID PR 1LQ/LR
	9/06-		F				<b>23-0365</b>			Ø 288,0 Th 25,0-23,0	Vent., Cod. ID PR 1LN
	9/06-	R				<b>23-0366</b>			Ø 232,0 Th 8,8-7,0	Cod. ID PR 1KK	
	9/06-		R				<b>53-0379</b>		Vag	230,0x32	Hand Brake
06-		R				<b>51-0178</b>		Vag	Ø 19,05 230,0x40	VAG	
<b>Superb I (3U4) 2/02-8/08</b>											
1.8 T. Eng.AWT (110kW)	2/02-		F				<b>22-0314-0</b>		Ate	Th 20,0	
	2/02-		R				<b>22-0100-1</b>		Gir	Th 17,0	
	2/02-		F				<b>23-0262C</b>			Ø 287,7 Th 24,9-23,0	-Ch 3U3046708, Vent., (Coated)














		Spare Parts	F/R	L/R	METELLI ref.	METELLI ref. w/KIT		DIMENSIONS mm.	NOTE
1.8 T. Eng.AWT (110kW)	-08 02-08		F		<b>23-0745C</b>			Ø 288,0 Th 25,0-23,0	Ch 3U39046709-3U69101369, Vent., (Coated)
			F		<b>23-0734</b>			Ø 288,0 Th 25,0-22,0	Ch 3U69101370-, Vent.
			R		<b>23-0395C</b>			Ø 245,0 Th 10,0-8,0	(Coated)
1.9 TDi Eng.AVB (74kW)	8/02- 8/02- 2/02-		F		<b>22-0314-0</b>		Ate	Th 20,0	
			R		<b>22-0100-1</b>		Gir	Th 17,0	
	-08 02-08		F		<b>23-0262C</b>			Ø 287,7 Th 24,9-23,0	-Ch 3U3046708, Vent., (Coated)
			F		<b>23-0745C</b>			Ø 288,0 Th 25,0-23,0	Ch 3U39046709-3U69101369, Vent., (Coated)
			F		<b>23-0734</b>			Ø 288,0 Th 25,0-22,0	Ch 3U69101370-, Vent.
			R		<b>23-0395C</b>			Ø 245,0 Th 10,0-8,0	(Coated)
1.9 TDi Eng.AWX (96kW)	2/02- 2/02- 2/02-		F		<b>22-0314-0</b>		Ate	Th 20,0	
			R		<b>22-0100-1</b>		Gir	Th 17,0	
	-08 02-08		F		<b>23-0262C</b>			Ø 287,7 Th 24,9-23,0	-Ch 3U3046708, Vent., (Coated)
			F		<b>23-0745C</b>			Ø 288,0 Th 25,0-23,0	Ch 3U39046709-3U69101369, Vent., (Coated)
			F		<b>23-0734</b>			Ø 288,0 Th 25,0-22,0	Ch 3U69101370-, Vent.
			R		<b>23-0395C</b>			Ø 245,0 Th 10,0-8,0	(Coated)
1.9 TDi Eng.BPZ (85kW)	07-08 07-08		F		<b>22-0314-0</b>		Ate	Th 20,0	
			R		<b>22-0100-1</b>		Gir	Th 17,0	
	07-08 07-08		F		<b>23-0734</b>			Ø 288,0 Th 25,0-22,0	Vent.
			R		<b>23-0395C</b>			Ø 245,0 Th 10,0-8,0	(Coated)
1.9 TDi Eng.BSV (77kW)	05-08 05-08		F		<b>22-0314-0</b>		Ate	Th 20,0	
			R		<b>22-0100-1</b>		Gir	Th 17,0	
	-08 05-08		F		<b>23-0745C</b>			Ø 288,0 Th 25,0-23,0	Ch -3U69101369, Vent., (Coated)
			F		<b>23-0734</b>			Ø 288,0 Th 25,0-22,0	Ch 3U69101370-, Vent.
2.0 Eng.AZM (85kW)	2/02- 2/02- 2/02-		F		<b>22-0314-0</b>		Ate	Th 20,0	
			R		<b>22-0100-1</b>		Gir	Th 17,0	
	-08 02-08		F		<b>23-0262C</b>			Ø 287,7 Th 24,9-23,0	-Ch 3U3046708, Vent., (Coated)
			F		<b>23-0745C</b>			Ø 288,0 Th 25,0-23,0	Ch 3U39046709-3U69101369, Vent., (Coated)
			F		<b>23-0734</b>			Ø 288,0 Th 25,0-22,0	Ch 3U69101370-, Vent.
			R		<b>23-0395C</b>			Ø 245,0 Th 10,0-8,0	(Coated)
2.0 TDi Eng.BSS (103kW)	12/05- 12/05- 05- -08		F		<b>22-0314-0</b>		Ate	Th 20,0	
			R		<b>22-0100-1</b>		Gir	Th 17,0	
	05-08 05-08		F		<b>23-0726C</b>			Ø 312,0 Th 25,0-23,0	Ch -3U69100010, Vent., (Coated)
			F		<b>23-0840</b>			Ø 312,0 Th 25,0-22,0	Ch 3U69100011-, Vent.
2.5 TDi Eng.AYM (114kW)	2/02- 2/02- 02- -08		F		<b>22-0314-0</b>		Ate	Th 20,0	
			R		<b>22-0100-1</b>		Gir	Th 17,0	
	02-08 02-08		F		<b>23-0726C</b>			Ø 312,0 Th 25,0-23,0	Ch -3U69100010, Vent., (Coated)
			F		<b>23-0840</b>			Ø 312,0 Th 25,0-22,0	Ch 3U69100011-, Vent.
2.5 TDi Eng.BDG (120kW)	6/03- 6/03- 03- -08		F		<b>22-0314-0</b>		Ate	Th 20,0	
			R		<b>22-0100-1</b>		Gir	Th 17,0	
	03-08 03-08		F		<b>23-0726C</b>			Ø 312,0 Th 25,0-23,0	Ch -3U69100010, Vent., (Coated)
			F		<b>23-0840</b>			Ø 312,0 Th 25,0-22,0	Ch 3U69100011-, Vent.
2.8 V6 Eng.AMX (142kW)	2/02- 2/02- 02- -08		F		<b>22-0314-0</b>		Ate	Th 20,0	
			R		<b>22-0100-1</b>		Gir	Th 17,0	
	02-08 02-08		F		<b>23-0726C</b>			Ø 312,0 Th 25,0-23,0	Ch -3U69100010, Vent., (Coated)
			F		<b>23-0840</b>			Ø 312,0 Th 25,0-22,0	Ch 3U69100011-, Vent.
<b>Superb II (3T) 9/08-</b>									
1.4 TSI Eng.CAXA/ CAXC (92kW)	08-08- 08-08- 08-08- 08-08-		F		<b>22-0548-0</b>		Ate	Th 20,0	
			R		<b>22-0553-0</b>		Gir	Th 17,0	
	08-08- 08-08- 08-08- 08-08-		F		<b>23-0734</b>			Ø 288,0 Th 25,0-22,0	Vent., Cod. ID PR 1ZE
			F		<b>23-0840</b>			Ø 312,0 Th 25,0-22,0	Vent., Cod. ID PR 1LJ
			F		<b>23-0851</b>			Ø 345,0 Th 30,0-27,0	Vent., Cod. ID PR 1LK
			R		<b>23-0852</b>			Ø 286,0 Th 12,0-10,0	Cod. ID PR 1KJ
1.8 TSI, 4x4 Eng.BZB/ CDAA (118kW)	08-08- 08-08- 08-08- 08-08-		F		<b>22-0548-0</b>		Ate	Th 20,0	
			R		<b>22-0553-0</b>		Gir	Th 17,0	
	08-08- 08-08- 08-08- 08-08-		F		<b>23-0734</b>			Ø 288,0 Th 25,0-22,0	Vent., Cod. ID PR 1ZE
			F		<b>23-0840</b>			Ø 312,0 Th 25,0-22,0	Vent., Cod. ID PR 1LJ
			F		<b>23-0851</b>			Ø 345,0 Th 30,0-27,0	Vent., Cod. ID PR 1LK
			R		<b>23-0852</b>			Ø 286,0 Th 12,0-10,0	Cod. ID PR 1KJ
1.9 TDi Eng.BLS/ BXE (77kW)	08-08- 08-08- 08-08- 08-08-		F		<b>22-0548-0</b>		Ate	Th 20,0	
			R		<b>22-0553-0</b>		Gir	Th 17,0	
	08-08- 08-08-		F		<b>23-0734</b>			Ø 288,0 Th 25,0-22,0	Vent., Cod. ID PR 1ZE
			F		<b>23-0840</b>			Ø 312,0 Th 25,0-22,0	Vent., Cod. ID PR 1LJ


























		Spare Parts	F/R	L/R	METELLI ref.	METELLI ref. w/KIT		DIMENSIONS mm.	NOTE	
1.9 TDi Eng.BLS/ BXE (77kW)		08-	F		23-0851			Ø 345,0 Th 30,0-27,0	Vent., Cod. ID PR 1LK	
			R		23-0852			Ø 286,0 Th 12,0-10,0	Cod. ID PR 1KJ	
2.0 TDI Eng.BKD/ BSS (103kW)		08-	F		22-0548-0		Ate	Th 20,0		
			R		22-0553-0		Gir	Th 17,0		
		08-	F		23-0734				Ø 288,0 Th 25,0-22,0	Vent., Cod. ID PR 1ZE
			F		23-0840				Ø 312,0 Th 25,0-22,0	Vent., Cod. ID PR 1LJ
			F		23-0851				Ø 345,0 Th 30,0-27,0	Vent., Cod. ID PR 1LK
			R		23-0852				Ø 286,0 Th 12,0-10,0	Cod. ID PR 1KJ
2.0 TDI, 4x4 Eng.BMN/ CBBB (125kW)		08-	F		22-0548-0		Ate	Th 20,0		
			R		22-0553-0		Gir	Th 17,0		
		08-	F		23-0734				Ø 288,0 Th 25,0-22,0	Vent., Cod. ID PR 1ZE
			F		23-0840				Ø 312,0 Th 25,0-22,0	Vent., Cod. ID PR 1LJ
			F		23-0851				Ø 345,0 Th 30,0-27,0	Vent., Cod. ID PR 1LK
			R		23-0852				Ø 286,0 Th 12,0-10,0	Cod. ID PR 1KJ
3.6 TSI (191kW)		09-	F		22-0549-2		Ate	Th 20,0		
			R		22-0553-0		Gir	Th 17,0		
		08-	F		23-0734				Ø 288,0 Th 25,0-22,0	Vent., Cod. ID PR 1ZE
			F		23-0840				Ø 312,0 Th 25,0-22,0	Vent., Cod. ID PR 1LJ
08-	F		23-0851			Ø 345,0 Th 30,0-27,0	Vent., Cod. ID PR 1LK			












































## SKODA LCV

Fabia Praktik 4/02-										
1.1 Eng.AWY/ BMD (40kW)		8/02-	F		22-0206-0		Ate	Th 17,0	-PS	
			F		22-0206-3		Ate	Th 17,0	-PS	
			F		22-0211-1		Ate	Th 19,5	+PS	
			F		22-0211-2		Ate	Th 19,5	+PS	
		02-07		F		23-0614			Ø 239,0 Th 18,0-16,0	Vent., Cod. ID PR 1LB/1LM
				F		23-0390			Ø 256,0 Th 22,0-19,0	Vent., Cod. ID PR 1LQ/1LR
		02-07		F		23-0365			Ø 288,0 Th 25,0-23,0	Vent., Cod. ID PR 1LN/1LP
		02-		R		18-0358			Ø 200,0	
		02-		R		51-0085		Ate	Ø 19,05 200,0x40	VAG
		1.2 Eng.AZQ/ BME (47kW)		1/03-	F		22-0206-0		Ate	Th 17,0
F					22-0206-3		Ate	Th 17,0	-PS	
F					22-0211-1		Ate	Th 19,5	+PS	
F					22-0211-2		Ate	Th 19,5	+PS	
03-07				F		23-0614			Ø 239,0 Th 18,0-16,0	Vent., Cod. ID PR 1LB/1LM
				F		23-0390			Ø 256,0 Th 22,0-19,0	Vent., Cod. ID PR 1LQ/1LR
03-07				F		23-0365			Ø 288,0 Th 25,0-23,0	Vent., Cod. ID PR 1LN/1LP
03-				R		18-0358			Ø 200,0	
03-		R		51-0085		Ate	Ø 19,05 200,0x40	VAG		
1.4 Eng.AME/ AQW/ ATZ (50kW)		9/00-	F		22-0206-0		Ate	Th 17,0	-PS	
			F		22-0206-3		Ate	Th 17,0	-PS	
			F		22-0211-1		Ate	Th 19,5	+PS	
			F		22-0211-2		Ate	Th 19,5	+PS	
		00-07		F		23-0614			Ø 239,0 Th 18,0-16,0	Vent., Cod. ID PR 1LB/1LM
				F		23-0390			Ø 256,0 Th 22,0-19,0	Vent., Cod. ID PR 1LQ/1LR
		00-07		F		23-0365			Ø 288,0 Th 25,0-23,0	Vent., Cod. ID PR 1LN/1LP
		00-		R		18-0358			Ø 200,0	
00-		R		51-0085		Ate	Ø 19,05 200,0x40	VAG		
1.4 TDi Eng.BNM (51kW)		10/05-	F		22-0211-1		Ate	Th 19,5		
			F		22-0211-2		Ate	Th 19,5		
		05-07		F		23-0614			Ø 239,0 Th 18,0-16,0	Vent., Cod. ID PR 1LB/1LM
				F		23-0390			Ø 256,0 Th 22,0-19,0	Vent., Cod. ID PR 1LQ/1LR
		05-07		F		23-0365			Ø 288,0 Th 25,0-23,0	Vent., Cod. ID PR 1LN/1LP
		05-07		R		23-0366			Ø 232,0 Th 8,8-7,0	
05-		R		18-0358			Ø 200,0			
1.9 SDi Eng.ASY (47kW)		12/99-	F		22-0206-0		Ate	Th 17,0	-PS	
			F		22-0206-3		Ate	Th 17,0	-PS	
			F		22-0211-1		Ate	Th 19,5	+PS	
			F		22-0211-2		Ate	Th 19,5	+PS	
		99-07		F		23-0614			Ø 239,0 Th 18,0-16,0	Vent., Cod. ID PR 1LB/1LM
				F		23-0390			Ø 256,0 Th 22,0-19,0	Vent., Cod. ID PR 1LQ/1LR
		99-07		F		23-0365			Ø 288,0 Th 25,0-23,0	Vent., Cod. ID PR 1LN/1LP
		99-		R		18-0358			Ø 200,0	
99-		R		51-0085		Ate	Ø 19,05 200,0x40	VAG		

		Spare Parts	F/R	L/R	METELLI ref.	METELLI ref. w/KIT		DIMENSIONS mm.	NOTE
<b>Praktik 3/07-</b>									
1.2 Eng.BZG (51kW)	3/07-		F		22-0211-1		Ate	Th 19,5	
	3/07-		F		22-0211-2		Ate	Th 19,5	
1.4 Eng.BXW (63kW)	3/07-		F		22-0211-1		Ate	Th 19,5	
	3/07-		F		22-0211-2		Ate	Th 19,5	
1.4 TDi Eng.BMS/ BNV (59kW)	3/07-		F		22-0211-1		Ate	Th 19,5	
	3/07-		F		22-0211-2		Ate	Th 19,5	
	3/07-		R		22-0100-1		Gir	Th 17,0	
1.4 TDi Eng.BNM (51kW)	3/07-		F		22-0211-1		Ate	Th 19,5	
	3/07-		F		22-0211-2		Ate	Th 19,5	
	3/07-		R		22-0100-1		Gir	Th 17,0	
<b>Roomster Van 10/09-</b>									
1.4 Eng.BXW (63kW)	09-		F		22-0211-1		Ate	Th 19,5	
	09-		F		22-0211-2		Ate	Th 19,5	
	09-		F		23-0390			Ø 256,0 Th 22,0-19,0	Vent., Cod. ID PR 1LQ/LR
	09-		F		23-0365			Ø 288,0 Th 25,0-23,0	Vent., Cod. ID PR 1LN
	09-		R		23-0366			Ø 232,0 Th 8,8-7,0	Cod. ID PR 1KK
1.4 TDi Eng.BMS (59kW)	09-		F		22-0211-1		Ate	Th 19,5	
	09-		F		22-0211-2		Ate	Th 19,5	
	09-		R		22-0100-1		Gir	Th 17,0	
	09-		F		23-0390			Ø 256,0 Th 22,0-19,0	Vent., Cod. ID PR 1LQ/LR
	09-		F		23-0365			Ø 288,0 Th 25,0-23,0	Vent., Cod. ID PR 1LN
	09-		R		23-0366			Ø 232,0 Th 8,8-7,0	Cod. ID PR 1KK

## SMART (MCC)

<b>Cabrio 3/00-1/04</b>										
0.6 Eng.M160E6ALB03 (40kW)	3/00-1/04		F		22-0341-0		Bosch	Th 16,0		
	00-04			F		23-0538			Ø 280,0 Th 9,0-8,0	
	3/00-1/04		R		53-0237		Bosch	200,0x32	Hand Brake	
	00-04		R		18-0361			Ø 203,0		
	00-04		R		51-0162		Bosch	Ø 22,00 200,0x32	RAI	
0.6 Eng.M160E6ALB05 (45kW)	1/01-1/04		F		22-0341-0		Bosch	Th 16,0		
	01-04			F		23-0538			Ø 280,0 Th 9,0-8,0	
	1/01-1/04		R		53-0237		Bosch	200,0x32	Hand Brake	
	01-04		R		18-0361			Ø 203,0		
	01-04		R		51-0162		Bosch	Ø 22,00 200,0x32	RAI	
0.6 Eng.Suprex (52kW)	6/02-1/04		F		22-0341-0		Bosch	Th 16,0		
	02-04			F		23-0538			Ø 280,0 Th 9,0-8,0	
	6/02-1/04		R		53-0237		Bosch	200,0x32	Hand Brake	
	02-04		R		18-0361			Ø 203,0		
	02-04		R		51-0162		Bosch	Ø 22,00 200,0x32	RAI	
0.7 Eng.M160.910/ 920 (55kW)	1/03-1/04		F		22-0341-0		Bosch	Th 16,0		
	03-04			F		23-0538			Ø 280,0 Th 9,0-8,0	
	1/03-1/04		R		53-0237		Bosch	200,0x32	Hand Brake	
	03-04		R		18-0361			Ø 203,0		
	03-04		R		51-0162		Bosch	Ø 22,00 200,0x32	RAI	
0.7 Eng.M160R3 (45kW)	1/03-1/04		F		22-0341-0		Bosch	Th 16,0		
	03-04			F		23-0538			Ø 280,0 Th 9,0-8,0	
	1/03-1/04		R		53-0237		Bosch	200,0x32	Hand Brake	
	03-04		R		18-0361			Ø 203,0		
	03-04		R		51-0162		Bosch	Ø 22,00 200,0x32	RAI	
0.8 CDi Eng.OM660DE8LA (30kW)	3/01-1/04		F		22-0341-0		Bosch	Th 16,0		
	01-04			F		23-0538			Ø 280,0 Th 9,0-8,0	
	3/01-1/04		R		53-0237		Bosch	200,0x32	Hand Brake	
	01-04		R		18-0361			Ø 203,0		
	01-04		R		51-0162		Bosch	Ø 22,00 200,0x32	RAI	
<b>City-Coupe (MC01) 7/98-1/04</b>										
0.6 Eng.M160E6ALB03 (40kW)	7/98-1/04		F		22-0341-0		Bosch	Th 16,0		
	98-04			F		23-0538			Ø 280,0 Th 9,0-8,0	
	7/98-1/04		R		53-0237		Bosch	200,0x32	Hand Brake	
	98-04		R		18-0361			Ø 203,0		
	11/99-04		R		51-0162		Bosch	Ø 22,00 200,0x32	RAI	
0.6 Eng.M160E6ALB04 (33kW)	98-10/99		R		51-0163		Bosch	Ø 17,46 200,0x32	RAI	
	7/98-1/04			F		22-0341-0		Bosch	Th 16,0	
	98-04				F		23-0538			Ø 280,0 Th 9,0-8,0
	98-04		R		53-0237		Bosch	200,0x32	Hand Brake	
98-04		R		18-0361			Ø 203,0			

		Spare Parts	F/R	L/R	METELLI ref.	METELLI ref. w/KIT		DIMENSIONS mm.	NOTE
0.6 Eng.M160E6ALB04 (33kW)	11/99-04		R		51-0162		Bosch	Ø 22,00 200,0x32	RAI
	98-10/99		R		51-0163		Bosch	Ø 17,46 200,0x32	RAI
0.6 Eng.M160E6ALB05 (45kW)	1/01-1/04		F		22-0341-0		Bosch	Th 16,0	
	01-04		F		23-0538			Ø 280,0 Th 9,0-8,0	
	1/01-1/04		R		53-0237		Bosch	200,0x32	Hand Brake
	01-04		R		18-0361			Ø 203,0	
	01-04		R		51-0162		Bosch	Ø 22,00 200,0x32	RAI
0.6 Eng.Suprex (52kW)	6/02-1/04		F		22-0341-0		Bosch	Th 16,0	
	02-04		F		23-0538			Ø 280,0 Th 9,0-8,0	
	6/02-1/04		R		53-0237		Bosch	200,0x32	Hand Brake
	02-04		R		18-0361			Ø 203,0	
	02-04		R		51-0162		Bosch	Ø 22,00 200,0x32	RAI
0.7 Eng.M170 (37kW)	1/03-1/04		F		22-0341-0		Bosch	Th 16,0	
	03-04		F		23-0538			Ø 280,0 Th 9,0-8,0	
	1/03-1/04		R		53-0237		Bosch	200,0x32	Hand Brake
	03-04		R		18-0361			Ø 203,0	
	03-04		R		51-0162		Bosch	Ø 22,00 200,0x32	RAI
0.7 Eng.M170 (45kW)	1/03-1/04		F		22-0341-0		Bosch	Th 16,0	
	03-04		F		23-0538			Ø 280,0 Th 9,0-8,0	
	1/03-1/04		R		53-0237		Bosch	200,0x32	Hand Brake
	03-04		R		18-0361			Ø 203,0	
	03-04		R		51-0162		Bosch	Ø 22,00 200,0x32	RAI
0.7 Eng.M170 (55kW)	1/03-1/04		F		22-0341-0		Bosch	Th 16,0	
	03-04		F		23-0538			Ø 280,0 Th 9,0-8,0	
	1/03-1/04		R		53-0237		Bosch	200,0x32	Hand Brake
	03-04		R		18-0361			Ø 203,0	
	03-04		R		51-0162		Bosch	Ø 22,00 200,0x32	RAI
0.8 CDi Eng.OM660DE8LA (30kW)	11/99-1/04		F		22-0341-0		Bosch	Th 16,0	
	99-04		F		23-0538			Ø 280,0 Th 9,0-8,0	
	11/99-1/04		R		53-0237		Bosch	200,0x32	Hand Brake
	99-04		R		18-0361			Ø 203,0	
	99-04		R		51-0162		Bosch	Ø 22,00 200,0x32	RAI
<b>Crossblade 6/02-</b>									
0.6 Eng.Suprex (52kW)	6/02-		F		22-0341-0		Bosch	Th 16,0	
	02-		F		23-0538			Ø 280,0 Th 9,0-8,0	
	6/02-		R		53-0237		Bosch	200,0x32	Hand Brake
	02-		R		18-0361			Ø 203,0	
	02-		R		51-0162		Bosch	Ø 22,00 200,0x32	RAI
<b>Forfour 4/04-</b>									
1.1 Eng.M134.910 (47kW)	1/06-		F		22-0216-1		Gir	Th 17,5	
	1/06-		R		22-0347-0		Gir	Th 17,0	
	06-12/06		F		23-0623			Ø 256,0 Th 24,0-21,5	Vent.
	06-12/06		R		23-0768			Ø 250,0 Th 10,0-8,0	
1.1 Eng.M134.910 (55kW)	4/04-		F		22-0216-1		Gir	Th 17,5	
	4/04-		R		22-0347-0		Gir	Th 17,0	
	04-06		F		23-0623			Ø 256,0 Th 24,0-21,5	Vent.
	04-06		R		23-0768			Ø 250,0 Th 10,0-8,0	
1.3 Eng.M135.930 (70kW)	4/04-		F		22-0216-1		Gir	Th 17,5	
	4/04-		R		22-0347-0		Gir	Th 17,0	
	04-06		F		23-0623			Ø 256,0 Th 24,0-21,5	Vent.
	04-06		R		23-0768			Ø 250,0 Th 10,0-8,0	
1.5 Eng.M135.950 (80kW)	4/04-		F		22-0216-1		Gir	Th 17,5	
	4/04-		R		22-0347-0		Gir	Th 17,0	
	04-06		F		23-0623			Ø 256,0 Th 24,0-21,5	Vent.
	04-06		R		23-0768			Ø 250,0 Th 10,0-8,0	
1.5 Eng.M135.950 (90kW)	04-06		F		23-0623			Ø 256,0 Th 24,0-21,5	Vent.
	04-06		R		23-0768			Ø 250,0 Th 10,0-8,0	
1.5 BRABUS Eng.4G15 (130kW)	5/05-		F		22-0286-0		Gir	Th 17,0	
	5/05-		R		22-0347-0		Gir	Th 17,0	
	05-06		R		23-0768			Ø 250,0 Th 10,0-8,0	
1.5 CDi Eng.OM639.939 (50kW)	9/04-		F		22-0216-1		Gir	Th 17,5	
	9/04-		R		22-0347-0		Gir	Th 17,0	
	04-06		F		23-0623			Ø 256,0 Th 24,0-21,5	Vent.
	04-06		R		23-0768			Ø 250,0 Th 10,0-8,0	
1.5 CDi Eng.OM639.939 (70kW)	9/04-		F		22-0216-1		Gir	Th 17,5	
	9/04-		R		22-0347-0		Gir	Th 17,0	
	04-06		F		23-0623			Ø 256,0 Th 24,0-21,5	Vent.

**SMART (MCC)**



		Spare Parts	F/R	L/R	METELLI ref.	METELLI ref. w/KIT		DIMENSIONS mm.	NOTE
1.5 CDi Eng.OM639.939 (70kW)	04-06		R		23-0768			Ø 250,0 Th 10,0-8,0	
<b>Fortwo I 1/04-2/07</b>									
0.7 Eng.M160.910/ 920 (37kW)	1/04-		F		22-0341-0		Bosch	Th 16,0	
	1/04-		F		23-0538			Ø 280,0 Th 9,0-8,0	
	1/04-2/07		R		53-0237		Bosch	200,0x32	Hand Brake
	1/04-		R		18-0361			Ø 203,0	
	04-		R		51-0162		Bosch	Ø 22,00 200,0x32	RAI
0.7 Eng.M160.910/ 920 (55kW)	1/04-		F		22-0341-0		Bosch	Th 16,0	
	1/04-		F		23-0538			Ø 280,0 Th 9,0-8,0	
	1/04-2/07		R		53-0237		Bosch	200,0x32	Hand Brake
	1/04-		R		18-0361			Ø 203,0	
	04-		R		51-0162		Bosch	Ø 22,00 200,0x32	RAI
0.7 Eng.M170 (37-45-55kW)	1/04-		F		22-0341-0		Bosch	Th 16,0	
	1/04-		F		23-0538			Ø 280,0 Th 9,0-8,0	
	1/04-2/07		R		53-0237		Bosch	200,0x32	Hand Brake
	1/04-		R		18-0361			Ø 203,0	
	04-		R		51-0162		Bosch	Ø 22,00 200,0x32	RAI
0.8 CDi Eng.OM660DE8LA (30kW)	1/04-		F		22-0341-0		Bosch	Th 16,0	
	1/04-		F		23-0538			Ø 280,0 Th 9,0-8,0	
	1/04-2/07		R		53-0237		Bosch	200,0x32	Hand Brake
	1/04-		R		18-0361			Ø 203,0	
	04-		R		51-0162		Bosch	Ø 22,00 200,0x32	RAI
<b>Fortwo II, Cabrio, Coupè 3/07-</b>									
0.8 CDi Eng.OM660.940 (30kW)	07-		F		23-0943			Ø 280,0 Th 9,7-8,0	
	3/07-		R		53-0237		Bosch	200,0x32	Hand Brake
0.8 CDi Eng.OM660.950 (33kW)	07-		F		23-0943			Ø 280,0 Th 9,7-8,0	
	3/07-		R		53-0237		Bosch	200,0x32	Hand Brake
1.0 Eng.M132.910 (45kW)	07-		F		23-0943			Ø 280,0 Th 9,7-8,0	
	3/07-		R		53-0237		Bosch	200,0x32	Hand Brake
1.0 Eng.M132.910 (52kW)	07-		F		23-0943			Ø 280,0 Th 9,7-8,0	
	3/07-		R		53-0237		Bosch	200,0x32	Hand Brake
1.0 T. Eng.M132.930 (62kW)	07-		F		23-0943			Ø 280,0 Th 9,7-8,0	
	3/07-		R		53-0237		Bosch	200,0x32	Hand Brake
1.0, Brabus Eng.3B21 (72kW)	07-		F		23-0943			Ø 280,0 Th 9,7-8,0	
	9/07-		R		53-0237		Bosch	200,0x32	Hand Brake
<b>Roadster, Coupè 4/03-</b>									
0.7 Eng.M160.921 (45kW)	4/03-		F		22-0341-0		Bosch	Th 16,0	
	1/03-		F		23-0538			Ø 280,0 Th 9,0-8,0	
	4/03-		R		53-0237		Bosch	200,0x32	Hand Brake
0.7 Eng.M160.922 (60kW)	4/03-		F		22-0341-0		Bosch	Th 16,0	
	4/03-		F		23-0538			Ø 280,0 Th 9,0-8,0	
	4/03-		R		53-0237		Bosch	200,0x32	Hand Brake
	4/03-		R		18-0361			Ø 203,0	
0.7 Brabus Eng.M160.923 (74kW)	12/03-		F		22-0341-0		Bosch	Th 16,0	
	1/03-		F		23-0538			Ø 280,0 Th 9,0-8,0	
	12/03-		R		53-0237		Bosch	200,0x32	Hand Brake
	03-		R		18-0361			Ø 203,0	

**SMB / AXLE**

<b>Haldex Brakes 1/00-</b>									
DB22			F		22-0594-0		Hal	Th 30,0	
<b>Knorr Brakes 1/00-</b>									
SB6000			F		22-0584-0		Knorr	Th 30,0	
SB7000			F		22-0585-0		Knorr	Th 30,0	




**SOR /BUS**

<b>10.5 1/99-</b>									
10.5	1/99-		F/R		22-0584-0		Knorr	Th 30,0	

**SSANGYONG**

<b>Actyon 1/07-</b>									
2.0 XDi, Sport Eng.OM664.951 (104kW)	1/07-		F		22-0632-0		Mando	Th 17,5	
	1/07-		R		22-0519-0		Sum	Th 15,0	
		1/07-		R		53-0100		Luc	254,0x57
2.3 4WD Eng.M161.951 (110kW)	1/07-		F		22-0632-0		Mando	Th 17,5	
	1/07-		R		22-0519-0		Sum	Th 15,0	



		Spare Parts	F/R	L/R	METELLI ref.	METELLI ref. w/KIT		DIMENSIONS mm.	NOTE
<b>Chairman (HT) 1/00-</b>									
2.8 V6 24v Eng.M104.942 (145kW)	1/00-	⌀	F		22-0252-0		Ate	Th 20,0	
	1/00-		R		22-0344-0		Ate	Th 15,5	
3.2 V6 24v Eng.M104.992 (162kW)	1/00-	⌀	F		22-0252-0		Ate	Th 20,0	
	1/00-		R		22-0344-0		Ate	Th 15,5	
<b>Korando I (K4) 12/88-12/96</b>									
2.2 D Eng.DC23 (50kW)	-93	⌀	F		22-0188-0		Sum	Th 17,0	
	93-		F		22-0368-0		Sum	Th 16,0	
	12/88-12/96		R		22-0520-0		Gir	Th 15,0	
	12/88-12/96	⊙	R		53-0100		Luc	254,0x57	Hand Brake
2.5 D Eng.XD3P (58kW)	6/93-12/96	⊙	R		53-0100		Luc	254,0x57	Hand Brake
<b>Korando II (KJ) 12/96-</b>									
2.0 Eng.M161.943 (94kW)	-01	⌀	F		22-0368-0		Sum	Th 16,0	
	01-		F		22-0188-0		Sum	Th 17,0	
	-01		R		22-0520-0		Gir	Th 15,0	
	01-		R		22-0519-0		Sum	Th 15,0	
	5/97-	⊙	R		53-0100		Luc	254,0x57	Hand Brake
2.3 D Eng.OM601.940 (58kW)	12/96-	⌀	F		22-0368-0		Sum	Th 16,0	
	-01		R		22-0520-0		Gir	Th 15,0	
	12/96-	⊙	R		53-0100		Luc	254,0x57	Hand Brake
2.3, Cabrio Eng.M161.970 (103kW)	-01	⌀	F		22-0368-0		Sum	Th 16,0	
	01-		F		22-0188-0		Sum	Th 17,0	
	-01		R		22-0520-0		Gir	Th 15,0	
	01-		R		22-0519-0		Sum	Th 15,0	
	5/97-	⊙	R		53-0100		Luc	254,0x57	Hand Brake
2.3, Cabrio Eng.M161.973 (105kW)	-01	⌀	F		22-0368-0		Sum	Th 16,0	
	01-		F		22-0188-0		Sum	Th 17,0	
	-01		R		22-0520-0		Gir	Th 15,0	
	01-		R		22-0519-0		Sum	Th 15,0	
	1/99-	⊙	R		53-0100		Luc	254,0x57	Hand Brake
2.9 D, Cabrio Eng.OM602.940/.942 (73kW)	-01	⌀	F		22-0368-0		Sum	Th 16,0	
	01-		F		22-0188-0		Sum	Th 17,0	
	-01		R		22-0520-0		Gir	Th 15,0	
	01-		R		22-0519-0		Sum	Th 15,0	
	12/96-	⊙	R		53-0100		Luc	254,0x57	Hand Brake
2.9 TD, Cabrio Eng.OM662.920 (88kW)	-01	⌀	F		22-0368-0		Sum	Th 16,0	
	01-		F		22-0188-0		Sum	Th 17,0	
	-01		R		22-0520-0		Gir	Th 15,0	
	01-		R		22-0519-0		Sum	Th 15,0	
	4/98-	⊙	R		53-0100		Luc	254,0x57	Hand Brake
3.2 Eng.M104.995 (156kW)	-01	⌀	F		22-0368-0		Sum	Th 16,0	
	01-		F		22-0188-0		Sum	Th 17,0	
	-01		R		22-0520-0		Gir	Th 15,0	
	01-		R		22-0519-0		Sum	Th 15,0	
	1/99-	⊙	R		53-0100		Luc	254,0x57	Hand Brake
3.2, Cabrio Eng.M104.995 (154kW)	-01	⌀	F		22-0368-0		Sum	Th 16,0	
	01-		F		22-0188-0		Sum	Th 17,0	
	-01		R		22-0520-0		Gir	Th 15,0	
	01-		R		22-0519-0		Sum	Th 15,0	
	12/96-	⊙	R		53-0100		Luc	254,0x57	Hand Brake
3.2, Cabrio Eng.M162.993 (162kW)	-01	⌀	F		22-0368-0		Sum	Th 16,0	
	01-		F		22-0188-0		Sum	Th 17,0	
	-01		R		22-0520-0		Gir	Th 15,0	
	01-		R		22-0519-0		Sum	Th 15,0	
	6/97-	⊙	R		53-0100		Luc	254,0x57	Hand Brake
<b>Kyron 5/05-</b>									
2.0 XDi, 4WD Eng.OM664.950 (104kW)	5/05-	⌀	F		22-0632-0		Mando	Th 17,5	
	5/05-		R		22-0519-0		Sum	Th 15,0	
	5/05-	⊙	R		53-0100		Luc	254,0x57	Hand Brake
2.7 XDi AWD Eng.OM665.950 (121kW)	11/07-	⌀	F		22-0632-0		Mando	Th 17,5	
	11/07-		R		22-0519-0		Sum	Th 15,0	
3.2 24v Eng.M162.950 (163kW)	6/07-	⌀	F		22-0632-0		Mando	Th 17,5	
	6/07-		R		22-0519-0		Sum	Th 15,0	
<b>Musso (FJ) 10/95-</b>									
2.0 Eng.E20 (93kW)	10/96-	⊙	R		53-0100		Luc	254,0x57	Hand Brake
2.3 Eng.M111.970 (103kW)	-02	⌀	F		22-0368-0		Sum	Th 16,0	
	02-		F		22-0188-0		Sum	Th 17,0	



















































		Spare Parts	F/R	L/R	METELLI ref.	METELLI ref. w/KIT		DIMENSIONS mm.	NOTE
2.3 Eng.M111.970 (103kW)	-02	⌀	R		22-0520-0		Gir	Th 15,0	
			R		22-0519-0		Sum	Th 15,0	
		10/96-	⌀	R		53-0100		Luc	254,0x57
2.3 Eng.M161.970 (110kW)	4/03-	⌀	F		22-0188-0		Sum	Th 17,0	
			R		22-0519-0		Sum	Th 15,0	
	4/03-	⌀	R		53-0100		Luc	254,0x57	Hand Brake
2.3 D Eng.OM601.940 (59kW)	-02	⌀	F		22-0368-0		Sum	Th 16,0	
			R		22-0520-0		Gir	Th 15,0	
	10/95-	⌀	R		53-0100		Luc	254,0x57	Hand Brake
2.3 TDiC (74kW)	5/97-10/03	⌀	R		53-0100		Luc	254,0x57	Hand Brake
2.9 D Eng.OM602.940/.942 (73kW)	-02	⌀	F		22-0368-0		Sum	Th 16,0	
			F		22-0188-0		Sum	Th 17,0	
			R		22-0520-0		Gir	Th 15,0	
			R		22-0519-0		Sum	Th 15,0	
			3/96-	⌀	R		53-0100		Luc
2.9 TD Eng.OM662.920 (88kW)	-02	⌀	F		22-0368-0		Sum	Th 16,0	
			F		22-0188-0		Sum	Th 17,0	
			R		22-0520-0		Gir	Th 15,0	
			R		22-0519-0		Sum	Th 15,0	
			4/98-	⌀	R		53-0100		Luc
3.2 Eng.M104.992 (162kW)	-02	⌀	F		22-0368-0		Sum	Th 16,0	
			F		22-0188-0		Sum	Th 17,0	
			R		22-0520-0		Gir	Th 15,0	
			R		22-0519-0		Sum	Th 15,0	
<b>Rexton 4/02-</b>									
2.7 XDi Eng.OM665.926 (120kW)	8/04-	⌀	F		22-0632-0		Mando	Th 17,5	
			R		22-0519-0		Sum	Th 15,0	
2.9 TD Eng.OM662.920 (88kW)	-04	⌀	F		22-0518-0		Sum	Th 16,5	
			F		22-0632-0		Mando	Th 17,5	
			R		22-0519-0		Sum	Th 15,0	
			4/02-	⌀	R		53-0100		Luc
3.2 Eng.M162.995 (162kW)	-04	⌀	F		22-0518-0		Sum	Th 16,5	
			F		22-0632-0		Mando	Th 17,5	
			R		22-0519-0		Sum	Th 15,0	
<b>Rodius 5/05-</b>									
2.7 XDi, 4WD Eng.OM665.926 (120kW)	5/05-	⌀	F		22-0633-0		Mando	Th 17,0	
			R		22-0727-0		Mando	Th 15,0	












































SSANGYONG LCV

















































<b>Istana 1/96-</b>									
2.9 D (70kW)	1/96-	⌀	F		22-0517-0		Sum	Th 16,0	

SUBARU






































<b>1800 XT Coupe (XT) 11/84-12/90</b>									
1.8 T. 4WD Eng.EA82 (88-96-100kW)	11/84-12/90	⌀	F		22-0241-0		Ake	Th 17,5	
			R		22-0499-0		Ake	Th 15,0	
	84-90	⌀	F		23-0173			∅ 242,0 Th 17,5-16,0	Vent.
<b>Forester I (SF) 8/97-9/02</b>									
2.0 Eng.EJ20 (90-92kW)	9/98-9/02	⌀	R		53-0386	53-0386K		170,0x32	
			R		53-0383			228,6x37	Hand Brake
2.0 16v Eng.EJ205 (130kW)	1/98-9/02	⌀	F		22-0296-0		Sum	Th 17,0	
			R		23-0671			∅ 266,0 Th 10,0-8,5	
	1/98-9/02	⌀	R		53-0386	53-0386K		170,0x32	
			R		53-0383			228,6x37	Hand Brake
2.0 16v Eng.EJ20J (85kW)	8/97-9/02	⌀	F		22-0296-0		Sum	Th 17,0	
			R		23-0671			∅ 266,0 Th 10,0-8,5	
	8/97-9/02	⌀	R		53-0386	53-0386K		170,0x32	
			R		53-0383			228,6x37	Hand Brake
	97-02	⌀	R		18-0262			∅ 228,5	-ABS
2.0 T. 16v Eng.EJ20G (155kW)	8/97-12/00	⌀	F		22-0296-0		Sum	Th 17,0	
			R		22-0414-0		Sum	Th 14,0	
	8/97-12/00	⌀	R		53-0386	53-0386K		170,0x32	
			R		53-0383			228,6x37	Hand Brake
<b>Forester II (SG) 9/02-5/08</b>									
2.0 Eng.EJ20 (116kW)	9/05-	⌀	F		22-0500-0		Sum	Th 18,0	
			R		53-0386	53-0386K		170,0x32	
	9/05-5/08	⌀	R		53-0383			228,6x37	Hand Brake


















		Spare Parts	F/R	L/R	METELLI ref.	METELLI ref. w/KIT		DIMENSIONS mm.	NOTE
2.0 16v Eng.EJ20J (92kW)	9/02-		F		22-0500-0		Sum	Th 18,0	
	9/02-5/08		R		53-0386	53-0386K		170,0x32	
	9/02-5/08		R		53-0383			228,6x37	Hand Brake
2.0 T. Eng.EJ20T (130kW)	9/02-		F		22-0500-0		Sum	Th 18,0	
	9/02-		R		22-0414-0		Sum	Th 14,0	
	9/02-5/08		R		53-0386	53-0386K		170,0x32	
	9/02-5/08		R		53-0383			228,6x37	Hand Brake
2.5 Eng.EJ25 (155kW)	12/03-		F		22-0500-0		Sum	Th 18,0	
	12/03-5/08		R		53-0386	53-0386K		170,0x32	
	12/03-5/08		R		53-0383			228,6x37	Hand Brake
2.5 Eng.EJ25 (169kW)	9/05-		F		22-0500-0		Sum	Th 18,0	
	9/05-5/08		R		53-0386	53-0386K		170,0x32	
	9/05-5/08		R		53-0383			228,6x37	Hand Brake
<b>Forester III (SH) 6/08-</b>									
2.0 (110kW)	08-		F		22-0500-0		Sum	Th 18,0	
	08-		R		22-0764-0		Sum	Th 14,5	
2.0D (108kW)	08-		F		22-0500-0		Sum	Th 18,0	
	08-		R		22-0764-0		Sum	Th 14,5	
<b>Impreza I (GC, GF), SW 8/92-12/00</b>									
1.6 i, 4WD Eng.EJ16 (66kW)	-96		F		22-0135-0		Sum	Th 17,0	
	96-		F		22-0295-0		Sum	Th 17,0	
	-95		R		22-0204-0		Sum	Th 15,0	+ABS
	96-00		F		23-0495			Ø 260,0 Th 24,0-22,0	Vent., 14Inch Wheels
	92-00		R		23-0671			Ø 266,0 Th 10,0-8,5	
	8/92-12/00		R		53-0383			228,6x37	Hand Brake
1.6 i, 4WD Eng.EJ16 (70kW)	92-00		R		18-0262			Ø 228,5	
	6/98-12/00		F		22-0295-0		Sum	Th 17,0	
	98-00		F		23-0495			Ø 260,0 Th 24,0-22,0	Vent., 14Inch Wheels
	98-00		R		23-0671			Ø 266,0 Th 10,0-8,5	
	6/98-12/00		R		53-0383			228,6x37	Hand Brake
1.8, 4WD Eng.EJ18E (76kW)	98-00		R		18-0262			Ø 228,5	
	8/92-12/00		F		22-0135-0		Sum	Th 17,0	
	-95		R		22-0204-0		Sum	Th 15,0	+ABS
	96-00		F		23-0495			Ø 260,0 Th 24,0-22,0	Vent.
	92-00		R		23-0671			Ø 266,0 Th 10,0-8,5	+ABS
	8/92-12/00		R		53-0383			228,6x37	Hand Brake
2.0 16v 4WD Eng.EJ20E, EJ20J (85-92kW)	92-00		R		18-0262			Ø 228,5	
	-96		F		22-0135-0		Sum	Th 17,0	
	96-		F		22-0295-0		Sum	Th 17,0	
	96-00		F		23-0495			Ø 260,0 Th 24,0-22,0	Vent.
	95-00		R		23-0671			Ø 266,0 Th 10,0-8,5	
2.0 T. 16v Eng.EJ20G (155kW)	95-00		R		18-0262			Ø 228,5	
	-96		F		22-0140-0		Sum	Th 17,0	
	96-98		F		22-0296-0		Sum	Th 17,0	
	98-		F		22-0413-0		Sum	Th 14,5	
	-98		R		22-0204-0		Sum	Th 15,0	
	98-		R		22-0501-0		Sum	Th 16,0	
	96-00		F		23-0495			Ø 260,0 Th 24,0-22,0	Vent.
	94-00		R		23-0671			Ø 266,0 Th 10,0-8,5	
3/94-12/00		R		53-0383			228,6x37	Hand Brake	
2.0 T. GT 4WD Eng.EJ20 (160kW)	98-00		F		23-0495			Ø 260,0 Th 24,0-22,0	Vent.
	98-00		R		23-0671			Ø 266,0 Th 10,0-8,5	
	6/98-12/00		R		53-0383			228,6x37	Hand Brake
2.0 T. GT 4WD Eng.EJ205 (130kW)	96-00		F		23-0495			Ø 260,0 Th 24,0-22,0	Vent.
	94-00		R		23-0671			Ø 266,0 Th 10,0-8,5	
	3/94-12/00		R		53-0383			228,6x37	Hand Brake
<b>Impreza II (GD, GG), SW 12/00-12/07</b>									
1.6 i, 4WD Eng.EJ16 (66-70kW)	-03		F		22-0295-0		Sum	Th 17,0	
	03-		F		22-0762-0		Sum	Th 16,5	
	-03		R		22-0414-0		Sum	Th 14,0	
	03-		R		22-0613-0		Sum	Th 14,0	
2.0 Eng.EJ20 (92kW)	00-		F		23-0495			Ø 260,0 Th 24,0-22,0	Vent., 14Inch Wheels
	-03		F		22-0295-0		Sum	Th 17,0	
	03-		F		22-0500-0		Sum	Th 18,0	
	-03		R		22-0414-0		Sum	Th 14,0	
	03-		R		22-0613-0		Sum	Th 14,0	
00-05		R		23-0671			Ø 266,0 Th 10,0-8,5		













		Spare Parts	F/R	L/R	METELLI ref.	METELLI ref. w/KIT		DIMENSIONS mm.	NOTE
2.0 R Eng.EJ20 (118kW)	9/05-05-07		F		22-0413-0		Sum	Th 14,5	
	R			22-0613-0		Sum	Th 14,0		
			R		23-0671			Ø 266,0 Th 10,0-8,5	
2.0 WRX STi (Exc. SW) (235kW)	2/04-2/04-12/07		F		22-0288-5		Bre	Th 16,0	
	R			22-0739-0		Bre	Th 14,5		
			R		53-0388			192,0x32	
2.0 WRX STi (Exc. SW) Eng.EJ207 (195kW)	11/01-11/01-12/07		F		22-0288-5		Bre	Th 16,0	
	R			22-0739-0		Bre	Th 14,5		
			R		53-0388			192,0x32	
2.0 WRX T. Eng.EJ205 (160kW)	12/00-12/00-		F		22-0413-0		Sum	Th 14,5	
			R		22-0501-0		Sum	Th 16,0	
2.0 WRX T. Eng.EJ20T (165kW)	12/02-12/02-		F		22-0413-0		Sum	Th 14,5	
			R		22-0501-0		Sum	Th 16,0	
2.5 AWD (130kW)	01-04-12/00-6/04		R		23-0671			Ø 266,0 Th 10,0-8,5	
			R		53-0386	53-0386K		170,0x32	
2.5 WRX Eng.EJ25 (169kW)	9/05-12/07		R		53-0386	53-0386K		170,0x32	
2.5 WRX STi (Exc. SW) Eng.EJ25 (206kW)	9/05-9/05-12/07		F		22-0288-5		Bre	Th 16,0	
			R		53-0388			192,0x32	
<b>Impreza III (GH) 1/08-</b>									
1.5 R Eng.EL154 (79kW)	08-08-		F		22-0500-0		Sum	Th 18,0	
			R		22-0764-0		Sum	Th 14,5	
2.0 D (110kW)	09-09-		F		22-0500-0		Sum	Th 18,0	
			R		22-0764-0		Sum	Th 14,5	
2.0 R Eng.EJ204 (110kW)	08-08-		F		22-0500-0		Sum	Th 18,0	
			R		22-0764-0		Sum	Th 14,5	
2.5 WRX Eng.EJ257 (221kW)	08-08-		F		22-0288-5		Bre	Th 16,0	
			R		22-0739-0		Bre	Th 14,5	
<b>Justy I (KAD)/ Trendy 11/84-12/94</b>									
0.7	11/84-12/94		R		53-0380		Sum	180,0x30	Hand Brake
1.0, 4WD Eng.EF10 (37kW)	-87		F		22-0202-0		Sum	Th 15,0	
	87-88		F		22-0202-1		Sum	Th 16,0	
	88-		F		22-0411-0		Ake	Th 15,0	
	87-94		F		23-0254			Ø 240,4 Th 18,0-15,5	Vent.
	5/87-11/94		R		53-0380		Sum	180,0x30	Hand Brake
1.0, 4WD Eng.EF10 (40kW)	87-94		R		18-0261			Ø 180,0	
	-87		F		22-0202-0		Sum	Th 15,0	
			F		22-0202-1		Sum	Th 16,0	
			F		22-0411-0		Ake	Th 15,0	
	11/84-12/90		R		53-0380		Sum	180,0x30	Hand Brake
84-90		R		18-0261			Ø 180,0		
1.2 4WD Eng.EF12 (55kW)	90-94		F		23-0254			Ø 240,4 Th 18,0-15,5	Vent.
	10/90-12/94		R		53-0380		Sum	180,0x30	Hand Brake
	90-94		R		18-0261			Ø 180,0	
1.2, 4WD Eng.EF12 (49-50kW)	-88		F		22-0202-1		Sum	Th 16,0	
	88-		F		22-0160-0		Ake	Th 15,0	
	10/86-5/91		R		53-0380		Sum	180,0x30	Hand Brake
	86-91		R		18-0261			Ø 180,0	
<b>Justy II (JMA, MS) 10/95-8/03</b>									
1.3 4WD Eng.EF13 (50kW)	10/95-10/95-95-		F		22-0168-0		Ake	Th 15,0	Ch -325168 / -345517
			F		22-0418-0		Bosch	Th 15,5	Ch 325169- / 345518-
			F		23-0691			Ø 231,0 Th 17,0-15,0	Vent.
	10/95-8/03		R		53-0406			203,2x32	
	10/95-8/03		R		53-0037		Sum	200,0x30	
1.3 4WD Eng.G13BB (63kW)	4/01-4/01-01-		F		22-0168-0		Ake	Th 15,0	Ch -325168 / -345517
			F		22-0418-0		Bosch	Th 15,5	Ch 325169- / 345518-
			F		23-0691			Ø 231,0 Th 17,0-15,0	Vent.
	4/01-8/03		R		53-0406			203,2x32	
	4/01-8/03		R		53-0037		Sum	200,0x30	
<b>Justy III (G3X) 9/03-10/08</b>									
1.3 Eng.M13A (69kW)	9/03-03-		F		22-0339-1		Bosch	Th 16,0	
			F		23-0839			Ø 253,0 Th 17,0-15,0	Vent.
	9/03-10/08		R		53-0318			200,0x29	
	9/03-10/08		R		53-0037		Sum	200,0x30	
1.5 Eng.M15A (73kW)	03-		F		23-0839			Ø 253,0 Th 17,0-15,0	Vent.
	9/03-10/08		R		53-0318			200,0x29	
	9/03-10/08		R		53-0037		Sum	200,0x30	

























































			Spare Parts	F/R	L/R	METELLI ref.	METELLI ref. w/KIT		DIMENSIONS mm.	NOTE
<b>Justy IV 11/08-</b>										
1.0 Eng.1KRFE (51kW)	08-		F			22-0415-0		Sum	Th 15,0	
	11/08-		R			53-0043			180,0x28	
<b>Legacy I (BC, BJJ), SW 1/89-7/94</b>										
1.6 GL Eng.EJ16 (70kW)	1/89-10/93		R			53-0383			228,6x37	Hand Brake
1.8 Eng.EJ18SPI (76kW)	1/89-9/91		F			22-0135-0		Sum	Th 17,0	
	1/89-9/91		F			22-0140-0		Sum	Th 17,0	Turbo
	1/89-9/91		R			22-0204-0		Sum	Th 15,0	+ABS
	89-91		F			23-0495			Ø 260,0 Th 24,0-22,0	Vent., 14Inch Wheels
	1/89-9/91		R			53-0383			228,6x37	Hand Brake
	89-91		R			18-0262			Ø 228,5	
1.8 4WD Eng.EJ18SPI (76kW)	1/89-9/91		F			22-0135-0		Sum	Th 17,0	
	1/89-9/91		F			22-0140-0		Sum	Th 17,0	Turbo
	1/89-9/91		R			22-0204-0		Sum	Th 15,0	+ABS
	89-91		F			23-0495			Ø 260,0 Th 24,0-22,0	Vent., 14Inch Wheels
	1/89-9/91		R			53-0383			228,6x37	Hand Brake
	89-91		R			18-0262			Ø 228,5	
2.0 Eng.EJ20EMPI (85kW)	8/91-7/94		F			22-0135-0		Sum	Th 17,0	
	8/91-7/94		R			22-0204-0		Sum	Th 15,0	
	91-94		F			23-0495			Ø 260,0 Th 24,0-22,0	Vent.
	91-94		R			23-0671			Ø 266,0 Th 10,0-8,5	
	8/91-7/94		R			53-0383			228,6x37	Hand Brake
	91-94		R			18-0262			Ø 228,5	
2.0 4WD Eng.EJ20EMPI (85-92kW)	8/91-7/94		F			22-0135-0		Sum	Th 17,0	
	8/91-7/94		R			22-0204-0		Sum	Th 15,0	
	91-94		F			23-0495			Ø 260,0 Th 24,0-22,0	Vent.
	91-94		R			23-0671			Ø 266,0 Th 10,0-8,5	
	8/91-7/94		R			53-0383			228,6x37	Hand Brake
	91-94		R			18-0262			Ø 228,5	
2.0 T. 4WD Eng.EJ20GN (147kW)	5/92-7/94		F			22-0140-0		Sum	Th 17,0	
	5/92-7/94		R			22-0204-0		Sum	Th 15,0	
	92-94		F			23-0495			Ø 260,0 Th 24,0-22,0	Vent.
	92-94		R			23-0671			Ø 266,0 Th 10,0-8,5	
2.2 i 4WD Eng.EJ22EMPI (94-96-100kW)	1/89-7/94		F			22-0135-0		Sum	Th 17,0	
	1/89-7/94		R			22-0204-0		Sum	Th 15,0	
	89-94		F			23-0495			Ø 260,0 Th 24,0-22,0	Vent.
	89-94		R			23-0671			Ø 266,0 Th 10,0-8,5	
	1/89-7/94		R			53-0383			228,6x37	Hand Brake
<b>Legacy II (BD, BG), SW 9/94-3/99</b>										
1.8, 4WD Eng.EJ18E (76kW)	9/94-3/99		F			22-0135-0		Sum	Th 17,0	
	9/94-3/99		R			22-0204-0		Sum	Th 15,0	+ABS
2.0 16v 4WD Eng.EJ20E, J (85-92kW)	9/94-3/99		F			22-0140-0		Sum	Th 17,0	Turbo
	-96		F			22-0135-0		Sum	Th 17,0	
	96-		F			22-0295-0		Sum	Th 17,0	
	-96		R			22-0204-0		Sum	Th 15,0	
	96-		R			22-0414-0		Sum	Th 14,0	
	94-99		F			23-0495			Ø 260,0 Th 24,0-22,0	Vent.
	94-99		R			23-0671			Ø 266,0 Th 10,0-8,5	+ABS
	9/94-3/99		R			53-0387			174,0x35	
	9/94-3/99		R			53-0383			228,6x37	Hand Brake
	94-99		R			18-0262			Ø 228,5	
2.2 i 4WD Eng.EJ22EMPI (94kW)	-96		F			22-0135-0		Sum	Th 17,0	
	96-		F			22-0295-0		Sum	Th 17,0	
	-96		R			22-0204-0		Sum	Th 15,0	
	96-		R			22-0414-0		Sum	Th 14,0	
	94-99		F			23-0495			Ø 260,0 Th 24,0-22,0	Vent.
	94-99		R			23-0671			Ø 266,0 Th 10,0-8,5	
	9/94-3/99		R			53-0387			174,0x35	
94-99		R			18-0262			Ø 228,5		
2.2 i 4WD Eng.EJ22EMPI (96kW)	6/96-3/99		F			22-0295-0		Sum	Th 17,0	
	-96		R			22-0204-0		Sum	Th 15,0	
	96-		R			22-0414-0		Sum	Th 14,0	
	96-99		F			23-0495			Ø 260,0 Th 24,0-22,0	Vent.
	96-99		R			23-0671			Ø 266,0 Th 10,0-8,5	
	6/96-3/99		R			53-0387			174,0x35	
96-99		R			18-0262			Ø 228,5		






































































































		Spare Parts	F/R	L/R	METELLI ref.	METELLI ref. w/KIT		DIMENSIONS mm.	NOTE
2.5 4WD Eng.EJ25D (110kW)	6/96-3/99		F		22-0296-0		Sum	Th 17,0	
	6/96-3/99		R		22-0414-0		Sum	Th 14,0	
	6/96-3/99		R		53-0387			174,0x35	
<b>Legacy III (BE, BH), SW 10/98-9/03</b>									
2.0 16v Eng.EJ20J (85-92kW)	4/99-		F		22-0296-0		Sum	Th 17,0	
	4/99-		R		22-0414-0		Sum	Th 14,0	
	99-		F		23-0495			Ø 260,0 Th 24,0-22,0	Vent.
	99-		R		23-0671			Ø 266,0 Th 10,0-8,5	
	4/99-9/03		R		53-0387			174,0x35	
	4/99-9/03		R		53-0383			228,6x37	Hand Brake
4/99-9/03	R			53-0384			228,6x38		
2.5 Eng.EJ25 (110-115kW)	10/98-		F		22-0296-0		Sum	Th 17,0	
	10/98-		R		22-0414-0		Sum	Th 14,0	
	10/98-9/03		R		53-0387			174,0x35	
	10/98-9/03		R		53-0384			228,6x38	
3.0 Eng.EZ30 (154kW)	10/98-		F		22-0296-0		Sum	Th 17,0	
	10/98-		R		22-0414-0		Sum	Th 14,0	
<b>Legacy IV (BL, BP), SW 9/03-12/07</b>									
2.0 (110kW)	-05		F		22-0500-0		Sum	Th 18,0	
	05-		F		22-0763-0		Sum	Th 17,5	
	9/03-		R		22-0764-0		Sum	Th 14,5	
	9/03-		R		53-0387			174,0x35	
	9/03-		R		53-0383			228,6x37	Hand Brake
2.0 Eng.EJ20 (101kW)	9/03-		R		53-0387			174,0x35	
	9/03-		R		53-0383			228,6x37	Hand Brake
2.5 Eng.EJ251 (121kW)	-05		F		22-0500-0		Sum	Th 18,0	
	05-		F		22-0763-0		Sum	Th 17,5	
	9/03-		R		22-0764-0		Sum	Th 14,5	
	9/03-		R		53-0387			174,0x35	
	9/03-		R		53-0383			228,6x37	Hand Brake
3.0 Eng.EZ305 (180kW)	-05		F		22-0500-0		Sum	Th 18,0	
	05-		F		22-0763-0		Sum	Th 17,5	
	9/03-		R		22-0764-0		Sum	Th 14,5	
	9/03-		R		53-0387			174,0x35	
	9/03-		R		53-0383			228,6x37	Hand Brake
<b>Legacy V, SW 1/08-</b>									
2.0 D (110kW)	08-		F		22-0763-0		Sum	Th 17,5	
	08-		R		22-0764-0		Sum	Th 14,5	
<b>Leone I (AB), SW 3/79-10/84</b>									
1.3 Eng.EA65 (45-53kW)	3/79-10/84		F		22-0498-0		Ake	Th 15,0	
1.6 Eng.EA71 (63-64kW)	3/79-10/84		F		22-0498-0		Ake	Th 15,0	
1.6 4WD (Only SW) Eng.EA71 (52kW)	3/79-10/84		F		22-0498-0		Ake	Th 15,0	
1.8, 4WD Eng.EA81 (59-66-74kW)	9/80-10/84		F		22-0498-0		Ake	Th 15,0	
<b>Leone II, SW 11/84-2/92</b>									
1.3 (Exc. SW) Eng.EA65 (48-53kW)	11/84-9/91		F		22-0241-0		Ake	Th 17,5	
1.6 (Exc. SW) Eng.EA71 (55-64kW)	11/84-9/91		F		22-0241-0		Ake	Th 17,5	
	84-		F		23-0173			Ø 242,0 Th 17,5-16,0	Vent.
1.8 4WD Eng.EA82 (70kW)	7/86-2/92		F		22-0241-0		Ake	Th 17,5	
	7/86-2/92		R		22-0499-0		Ake	Th 15,0	
	86-92		F		23-0173			Ø 242,0 Th 17,5-16,0	Vent.
1.8 4WD Eng.EA82 (72kW)	12/86-7/91		F		22-0241-0		Ake	Th 17,5	
	12/86-7/91		R		22-0499-0		Ake	Th 15,0	
	86-91		F		23-0173			Ø 242,0 Th 17,5-16,0	Vent.
1.8 4WD Eng.EA82 (88kW)	1/88-12/90		F		22-0241-0		Ake	Th 17,5	
	1/88-12/90		R		22-0499-0		Ake	Th 15,0	
	88-90		F		23-0173			Ø 242,0 Th 17,5-16,0	Vent.
1.8 4WD Eng.EA82 (96kW)	3/89-12/90		F		22-0241-0		Ake	Th 17,5	
	3/89-12/90		R		22-0499-0		Ake	Th 15,0	
	89-90		F		23-0173			Ø 242,0 Th 17,5-16,0	Vent.
1.8 T. 4WD Eng.EA82T (100kW)	11/84-12/90		F		22-0241-0		Ake	Th 17,5	
	11/84-12/90		R		22-0499-0		Ake	Th 15,0	
	84-		F		23-0173			Ø 242,0 Th 17,5-16,0	Vent.
1.8, 4WD Eng.EA82 (66kW)	11/84-12/90		F		22-0241-0		Ake	Th 17,5	
	11/84-12/90		R		22-0499-0		Ake	Th 15,0	
	84-		F		23-0173			Ø 242,0 Th 17,5-16,0	Vent.

				Spare Parts	F/R	L/R	METELLI ref.	METELLI ref. w/KIT		DIMENSIONS mm.	NOTE
<b>Libero (E10, E12)/ Domingo 1/83-2/00</b>											
1.0, 4WD Eng.EF10 (37kW)	-87		F				22-0202-1		Sum	Th 16,0	
	87-						22-0202-0		Sum	Th 15,0	
1.2 4WD Eng.EF12 (38kW)	-87		F				22-0202-1		Sum	Th 16,0	
	87-95						22-0202-0		Sum	Th 15,0	
	95-						22-0412-0		Bdx	Th 15,0	
	8/86-2/00						53-0380		Sum	180,0x30	Hand Brake
8/86-2/00		R					53-0385		Sum	180,0x31	+ABS
							53-0385		Sum	180,0x31	+ABS
1.2 4WD Eng.EF12 (40kW)	-95		F				22-0202-0		Sum	Th 15,0	
	95-						22-0412-0		Bdx	Th 15,0	
	8/91-2/00						53-0380		Sum	180,0x30	Hand Brake
	8/91-2/00						53-0385		Sum	180,0x31	+ABS
<b>Mini Jumbo 1/82-</b>											
0.7	1/82-		F				22-0202-0		Sum	Th 15,0	
	1/82-						53-0382		Sum	180,0x25	Hand Brake
<b>Outback I (BE, BH) 10/00-10/03</b>											
2.5 Eng.EJ25 (115kW)	10/00-		F				22-0296-0		Sum	Th 17,0	
	10/00-						22-0414-0		Sum	Th 14,0	
	10/00-10/03						53-0387			174,0x35	
3.0 Eng.EZ30D (154kW)	10/00-		F				22-0296-0		Sum	Th 17,0	
	10/00-						22-0414-0		Sum	Th 14,0	
	10/00-10/03						53-0387			174,0x35	
<b>Outback II (BP) 11/03-</b>											
2.0 D (110kW)	08-		F				22-0763-0		Sum	Th 17,5	
	08-						22-0764-0		Sum	Th 14,5	
2.5 Eng.EJ25 (121kW)	-05		F				22-0500-0		Sum	Th 18,0	
	05-						22-0763-0		Sum	Th 17,5	
	11/03-						22-0764-0		Sum	Th 14,5	
3.0 Eng.EZ305 (180kW)	-05		F				22-0500-0		Sum	Th 18,0	
	05-						22-0763-0		Sum	Th 17,5	
	11/03-						22-0764-0		Sum	Th 14,5	
<b>Rex II 8/81-6/89</b>											
550, 4WD Eng.EK23 (23kW)	8/81-6/87		R				53-0380		Sum	180,0x30	Hand Brake
550, 4WD Eng.EK236V (26kW)	6/87-6/89		R				53-0382		Sum	180,0x25	Hand Brake
<b>SVX (CX) 9/92-12/97</b>											
3.3 i 24v 4WD Eng.EG33DOHC (162kW)	9/94-12/97		F				22-0107-1		Sum	Th 17,0	
	9/94-12/97						22-0204-0		Sum	Th 15,0	
3.3 i 24v 4WD Eng.EG33DOHC (169kW)	9/92-9/94		F				22-0107-1		Sum	Th 17,0	
	9/92-9/94						22-0204-0		Sum	Th 15,0	
<b>Tribeca (B9) 1/05-</b>											
3.0 Eng.EZ30 (184kW)	1/05-		F				22-0763-0		Sum	Th 17,5	
	1/05-						53-0389			206,0x40	
3.0 Eng.EZ305E (180kW)	10/06-		F				22-0763-0		Sum	Th 17,5	
	10/06-						53-0389			206,0x40	
<b>Vivio 3/92-10/95</b>											
660 4WD Eng.EN07E (32kW)	3/92-10/95		F				22-0410-0		Sum	Th 14,0	
	3/92-10/95						53-0382		Sum	180,0x25	Hand Brake





































































<b>Alto I (SS80) 6/82-12/85</b>															
0.8 Eng.F8B (29kW)	6/82-12/85		F				22-0087-0		Sum	Th 15,5					
	6/82-12/85						53-0380		Sum	180,0x30	Hand Brake				
<b>Alto II (EC) 1/86-11/93</b>															
0.8 (SB308/CA) Eng.F8B (29kW)	1/86-11/93		F				22-0416-0		Ake	Th 15,0					
	1/86-11/93						22-0087-0		Sum	Th 15,5					
	86-93							F			23-0756			Ø 215,0 Th 10,0-8,0	
	1/86-11/93							R			53-0380		Sum	180,0x30	Hand Brake
1/86-11/93		R			53-0396		Sum	180,0x30	Hand Brake						
<b>Alto III (EF) 9/94-6/02</b>															
1.0 Eng.G10B (39kW)	9/94-6/02		F				22-0168-0		Ake	Th 15,0					
	94-02							F			23-0691			Ø 231,0 Th 17,0-15,0	Vent.
	9/94-6/02							R			53-0396		Sum	180,0x30	Hand Brake
1.0 Eng.G10B (43kW)	00-02		F				23-0691			Ø 231,0 Th 17,0-15,0	Vent.				
<b>Alto IV (FF) 6/02-12/08</b>															
1.1 Eng.F10D (46kW)	6/02-		F				22-0439-0		Sum	Th 14,5					
	6/02-							F			23-0587			Ø 231,0 Th 17,0-15,0	Vent.
	6/02-							R			53-0396		Sum	180,0x30	Hand Brake


























































			Spare Parts	F/R	L/R	METELLI ref.	METELLI ref. w/KIT		DIMENSIONS mm.	NOTE
<b>Baleno (EG), SW 7/95-</b>										
1.3 Eng.G13B (63kW)	-99		F			22-0248-0		Ake	Th 15,0	
	99-		F			22-0436-0		Sum	Th 15,0	
	95-		F			23-0510			Ø 235,0 Th 20,0-18,0	Vent.
	7/95-		R			53-0037		Sum	200,0x30	
	95-		R			18-0385			Ø 200,0	
1.3 Eng.G13BA (52kW)	-99		F			22-0248-0		Ake	Th 15,0	
	99-		F			22-0436-0		Sum	Th 15,0	
	96-		F			23-0510			Ø 235,0 Th 20,0-18,0	Vent.
	9/96-		R			53-0401			220,0x42	
	96-		R			18-0385			Ø 200,0	
1.6i 16v Eng.G16B (72kW)	-99		F			22-0248-0		Ake	Th 15,0	
	99-		F			22-0436-0		Sum	Th 15,0	
	95-		F			23-0510			Ø 235,0 Th 20,0-18,0	Vent.
	7/95-		R			53-0037		Sum	200,0x30	
	95-		R			18-0385			Ø 200,0	
1.6i 16v 4WD Eng.G16B (72kW)	-99		F			22-0248-0		Ake	Th 15,0	
	99-		F			22-0436-0		Sum	Th 15,0	
	95-		F			23-0510			Ø 235,0 Th 20,0-18,0	Vent.
	7/95-		R			53-0037		Sum	200,0x30	
	95-		R			18-0385			Ø 200,0	
1.8 GT (Exc. SW) Eng.J18A (89kW)	-99		F			22-0248-0		Ake	Th 15,0	
	99-		F			22-0436-0		Sum	Th 15,0	
	3/96-		R			22-0390-0		Ake	Th 12,5	
	3/96-		R			53-0401			220,0x42	
	3/96-		R			53-0037		Sum	200,0x30	
1.9 TD Eng.XUD9TE (55kW)	-99		F			22-0248-0		Ake	Th 15,0	
	99-		F			22-0436-0		Sum	Th 15,0	
	4/98-		R			53-0401			220,0x42	
	4/98-		R			53-0037		Sum	200,0x30	
	98-		R			18-0385			Ø 200,0	
<b>Cappucino 2/92-8/95</b>										
0.6 Eng.F6A (47kW)	2/92-8/95		F			22-0168-0		Ake	Th 15,0	
	2/92-8/95		F			22-0367-0		Sum	Th 14,0	
	92-95		F			23-0691			Ø 231,0 Th 17,0-15,0	Vent.
	2/92-8/95		R			53-0401			220,0x42	
<b>Cervo - Fronte 1/79-</b>										
800 Eng.F8B (29kW)	1/79-		R			53-0392		Sum	220,0x40	Ch 180000-
800 71LAC Eng.F8B (29kW)	1/79-		R			53-0392		Sum	220,0x40	Ch 180000-
<b>Cultus - Forsa II 7/88-</b>										
1.3, 4WD, GTi Eng.G13A/ B (50-52-74kW)	7/88-		R			53-0398		Sum	180,0x25	
<b>Escudo 1/91-</b>										
1.6i 16v, 4WD Eng.G16B (71kW)	91-		R			18-0339			Ø 220,0	
<b>Forenza, SW 1/04-12/06</b>										
2.0 16v (94-95kW)	1/04-12/06		F			22-0509-0		Sum	Th 17,0	
	1/04-12/06		R			22-0511-0		Sum	Th 14,5	
<b>Grand Vitara I (FT, GT) 3/98-9/05</b>										
1.6i 16v, 4WD Eng.G16B (69-73kW)	3/98-		F			22-0249-0		Ake	Th 14,5	5p
	3/98-		F			22-0136-0		Sum	Th 15,5	3p
	3/98-9/05		R			53-0401			220,0x42	
	3/98-9/05		R			53-0475		Luc	228,6x42	Hand Brake
2.0 Eng.J20A (94kW)	3/98-		F			22-0249-0		Ake	Th 14,5	5p
	3/98-		F			22-0136-0		Sum	Th 15,5	3p
	3/98-		F			23-0697			Ø 310,0 Th 22,0-20,0	Vent., Van, Exc. Cabrio
	3/98-9/05		R			53-0401			220,0x42	
2.0 HDi Eng.RHW/ RHZ(DW10ATED4) (80kW)	7/01-		F			22-0249-0		Ake	Th 14,5	
	7/01-		F			23-0697			Ø 310,0 Th 22,0-20,0	Vent.
2.0 TD Eng.RF (64kW)	3/98-		F			22-0249-0		Ake	Th 14,5	
	3/98-		F			23-0697			Ø 310,0 Th 22,0-20,0	Vent.
2.5 V6 24v Eng.H25A (106kW)	4/98-		F			22-0249-0		Ake	Th 14,5	
	4/98-		F			23-0697			Ø 310,0 Th 22,0-20,0	Vent.
	4/98-9/05		R			53-0401			220,0x42	
2.5 V6 24v Eng.H25A (116kW)	04-		F			23-0697			Ø 310,0 Th 22,0-20,0	Vent.
	8/04-9/05		R			53-0401			220,0x42	
2.7 Eng.H27B (135kW)	4/03-		F			22-0765-0		Sum	Th 16,0	
	03-05		F			23-0697			Ø 310,0 Th 22,0-20,0	Vent.





















































		Spare Parts	F/R	L/R	METELLI ref.	METELLI ref. w/KIT		DIMENSIONS mm.	NOTE
2.7 Eng.H27B (135kW)	4/03-9/05		R		53-0405		Ake	254,0x57	
	03-		R		18-0386			Ø 254,0	
2.7 V6 Eng.H27A (127kW)	01-		F		23-0697			Ø 310,0 Th 22,0-20,0	Vent.
	9/01-9/05		R		53-0405		Ake	254,0x57	
	01-		R		18-0386			Ø 254,0	
<b>Grand Vitara II 10/05-</b>									
1.6 Eng.M16A (78kW)	05-		F		22-0766-0		Sum	Th 17,0	
	05-		F		23-0966			Ø 294,5 Th 25,0-23,0	Vent.
	10/05-		R		53-0407			254,0x42	
1.9 DDiS Eng.F9Q (95kW)	05-		F		22-0766-0		Sum	Th 17,0	
	05-		F		23-0966			Ø 294,5 Th 25,0-23,0	Vent.
	10/05-		R		53-0407			254,0x42	
2.0 Eng.J20A (103kW)	05-		F		23-0966			Ø 294,5 Th 25,0-23,0	Vent.
	10/05-		R		53-0407			254,0x42	
<b>Ignis I (FH) 10/00-9/03</b>									
1.3, 4WD Eng.M13A (60-61-66kW)	10/00-9/03		F		22-0415-0		Sum	Th 15,0	
	00-03		F		23-0586			Ø 257,0 Th 17,0-15,0	Vent.
	10/00-9/03		R		53-0404		Sum	180,0x26	
<b>Ignis II (MH) 9/03-</b>									
1.3 16v Eng.M13A (69kW)	9/03-		F		22-0339-1		Bosch	Th 16,0	
	03-		F		23-0839			Ø 253,0 Th 17,0-15,0	Vent.
	9/03-		R		53-0318			200,0x29	
	9/03-		R		53-0404		Sum	180,0x26	
1.3 DDiS 16v Eng.Z13DT (51kW)	9/03-		F		22-0339-1		Bosch	Th 16,0	
	03-		F		23-0839			Ø 253,0 Th 17,0-15,0	Vent., +ABS
	9/03-		R		53-0318			200,0x29	
	9/03-		R		53-0404		Sum	180,0x26	
1.5 Sport Eng.M15A (80kW)	12/03-		F		22-0415-0		Sum	Th 15,0	
	12/03-		R		22-0733-0		Ake	Th 15,0	
	03-		F		23-0586			Ø 257,0 Th 17,0-15,0	Vent.
	12/03-		R		53-0318			200,0x29	
1.5, 4WD Eng.M15A (73kW)	12/03-		R		53-0404		Sum	180,0x26	
	9/03-		F		22-0339-1		Bosch	Th 16,0	
	03-		F		23-0839			Ø 253,0 Th 17,0-15,0	Vent.
	9/03-		R		53-0318			200,0x29	
9/03-		R		53-0404		Sum	180,0x26		
<b>Jimny (FJ) 9/98-</b>									
1.3 16v, 4WD Eng.G13BB (59kW)	9/98-		F		22-0097-0		Sum	Th 15,0	
	3/98-		F		23-0590			Ø 290,0 Th 10,0-8,0	
	9/98-		R		53-0154		Ake	220,0x35	
1.3 16v, 4WD Eng.M13A (60-66kW)	2/01-		F		22-0097-0		Sum	Th 15,0	
	01-		F		23-0590			Ø 290,0 Th 10,0-8,0	
1.5 DDiS Eng.K9K266 (63kW)	2/01-		R		53-0154		Ake	220,0x35	
	05-		F		22-0136-0		Sum	Th 15,5	
	05-		F		23-0590			Ø 290,0 Th 10,0-8,0	
1.5 DDiS 4WD Eng.K9K (48kW)	8/05-		R		53-0154		Ake	220,0x35	
	12/03-		F		22-0136-0		Sum	Th 15,5	
	03-		F		23-0590			Ø 290,0 Th 10,0-8,0	
12/03-		R		53-0154		Ake	220,0x35		
<b>Liana (ER), SW 7/01-</b>									
1.3 Eng.M13A (60-66kW)	7/01-		F		22-0437-0		Ake	Th 16,5	
	7/01-		R		53-0037		Sum	200,0x30	
	02-		R		18-0385			Ø 200,0	
1.4 DDiS Eng.RB414D (66kW)	3/05-		F		22-0437-0		Ake	Th 16,5	
	3/05-		R		53-0037		Sum	200,0x30	
	05-		R		18-0385			Ø 200,0	
1.6, 4WD Eng.M16A (76-78kW)	4/02-		F		22-0437-0		Ake	Th 16,5	
	4/02-		R		53-0037		Sum	200,0x30	
	02-		R		18-0385			Ø 200,0	
<b>LJ 80 1/80-1/84</b>									
0.8 Eng.F8A (29kW)	1/80-1/84		R		53-0392		Sum	220,0x40	
<b>Samurai (SJ) 11/88-</b>									
1.0 (SJ410) Eng.F10A (30-31-33kW)	11/88-		R		53-0475		Luc	228,6x42	Hand Brake
	88-90		R		18-0265			Ø 220,0	Exc. Usa, Incl. Santana, Cabrio
	88-90		R		18-0263			Ø 220,0	Usa, Incl. Santana, Cabrio
	88-90		R		18-0264			Ø 228,6	Exc. Usa, Incl. Santana, Cabrio










			Spare Parts	F/R	L/R	METELLI ref.	METELLI ref. w/KIT		DIMENSIONS mm.	NOTE
1.3 (SJ413) Eng.G13A (44-47-50-52-54kW)	11/88-		F			22-0420-0		Ake	Th 15,0	
	11/88-		F			22-0026-0		Gir	Th 16,0	
	4/90-		R			53-0397		Sum	220,0x36	Mod. Metal Top Luxe, Hand Brake
	88-		R			53-0475		Luc	228,6x42	Hand Brake
	92-		R			53-0393		Sum	220,0x40	Incl. Mod. Metal Top Luxe -3/90
	88-		R			18-0265			Ø 220,0	Exc. Usa, Incl. Santana
	88-		R			18-0263			Ø 220,0	Usa, Incl. Santana
	88-		R			18-0264			Ø 228,6	Exc. Usa, Incl. Santana
1.3 (SJ413) Eng.G13BA (50-51-58-63-74kW)	11/88-		F			22-0420-0		Ake	Th 15,0	
	11/88-		F			22-0026-0		Gir	Th 16,0	
	88-		F			23-0590			Ø 290,0 Th 10,0-8,0	
	4/90-		R			53-0397		Sum	220,0x36	Mod. Metal Top Luxe, Hand Brake
	88-		R			53-0475		Luc	228,6x42	Hand Brake
	92-		R			53-0393		Sum	220,0x40	Incl. Mod. Metal Top Luxe -3/90
	88-		R			18-0265			Ø 220,0	Exc. Usa, Incl. Santana
	88-		R			18-0263			Ø 220,0	Usa, Incl. Santana
88-		R			18-0264			Ø 228,6	Exc. Usa, Incl. Santana	
1.9 TD Eng.XUD9/ TE (46kW)	11/98-		F			22-0026-0		Gir	Th 16,0	
	98-		F			23-0590			Ø 290,0 Th 10,0-8,0	
	11/98-		R			53-0475		Luc	228,6x42	Hand Brake
<b>Sidekick 7/88-1/98</b>										
All models	-6/90		R			53-0397		Sum	220,0x36	Hand Brake
	7/90-		R			53-0399			254,0x45	
	91-95		R			18-0339			Ø 220,0	3p
<b>SJ 410 9/81-12/90</b>										
1.0, Cabrio Eng.F10A (33kW)	9/81-12/90		F			22-0416-0		Ake	Th 15,0	Samurai
	9/81-12/90		F			22-0026-0		Gir	Th 16,0	Santana
	9/81-12/90		F			22-0097-0		Sum	Th 15,0	Samurai
	83-88		F			23-0221			Ø 289,7 Th 10,0-9,0	
	-84		F			53-0390		Sum	220,0x40	
	9/81-12/90		R			53-0475		Luc	228,6x42	Spain, Hand Brake
	9/81-12/90		R			53-0391		Sum	180,0x30	
	82-90		R			18-0265			Ø 220,0	Exc. Usa, Incl. Santana, Cabrio
82-90		R			18-0263			Ø 220,0	Usa, Incl. Santana, Cabrio	
82-90		R			18-0264			Ø 228,6	Exc. Usa, Incl. Santana, Cabrio	
<b>SJ 413 9/84-8/90</b>										
1.3 Eng.G13A (44-47kW)	9/84-8/90		F			22-0416-0		Ake	Th 15,0	Samurai
	9/84-8/90		F			22-0026-0		Gir	Th 16,0	Santana
	9/84-8/90		F			22-0097-0		Sum	Th 15,0	Samurai
	84-88		F			23-0221			Ø 289,7 Th 10,0-9,0	
	9/84-8/90		R			53-0395		Sum	180,0x30	
	9/84-8/90		R			53-0390		Sum	220,0x40	
	9/84-8/90		R			53-0392		Sum	220,0x40	
	84-		R			18-0265			Ø 220,0	Exc. Usa, Incl. Santana
	84-		R			18-0263			Ø 220,0	Usa, Incl. Santana
	84-		R			18-0264			Ø 228,6	Exc. Usa, Incl. Santana
<b>Splash 4/08-</b>										
1.0 Eng.K10B (48kW)	08-		F			22-0485-1		Gir	Th 16,5	
	08-		F			23-0908			Ø 252,0 Th 20,0-18,0	Vent.
	4/08-		R			53-0438		Bosch	200,0x32	Hand Brake
1.2 Eng.K12B (63kW)	08-		R			51-0184		Bosch	Ø 19,05 200,0x32	RAI
	08-		F			22-0485-1		Gir	Th 16,5	
	08-		F			23-0908			Ø 252,0 Th 20,0-18,0	Vent.
1.3 DDiS Eng.D13A (55kW)	4/08-		R			53-0438		Bosch	200,0x32	Hand Brake
	08-		F			22-0485-1		Gir	Th 16,5	
	08-		F			23-0908			Ø 252,0 Th 20,0-18,0	Vent.
1.0 T. (SA310) (52kW)	4/08-		R			53-0438		Bosch	200,0x32	Hand Brake
	08-		R			51-0184		Bosch	Ø 19,05 200,0x32	RAI
	08-		R			51-0184		Bosch	Ø 19,05 200,0x32	RAI
<b>Swift I (AA) 10/83-12/89</b>										
1.0 (SA310, AA41/43) Eng.G10A (37-39-40kW)	-88		F			22-0416-0		Ake	Th 15,0	
	88-		F			22-0417-0		Sum	Th 14,0	
	83-89		F			23-0756			Ø 215,0 Th 10,0-8,0	
	10/83-3/89		R			53-0391		Sum	180,0x30	
10/83-3/89		R			53-0395		Sum	180,0x30		
1.0 T. (SA310) (52kW)	-88		F			22-0416-0		Ake	Th 15,0	
	88-		F			22-0417-0		Sum	Th 14,0	




		Spare Parts	F/R	L/R	METELLI ref.	METELLI ref. w/KIT		DIMENSIONS mm.	NOTE
1.3 (SA413, AA51/53) Eng.G13A (44-47-50-52-54kW)	-88		F		22-0416-0		Ake	Th 15,0	
	88-		F		22-0417-0		Sum	Th 14,0	
	84-89		F		23-0756			Ø 215,0 Th 10,0-8,0	
	10/84-3/89		R		53-0391		Sum	180,0x30	
1.3 GTi/GXi (SA413, AA33) Eng.G13B (50-51-58-63-74kW)	8/86-3/89		F		22-0168-0		Ake	Th 15,0	
	8/86-3/89		R		22-0169-0		Ake	Th 13,0	
	86-89		F		23-0758			Ø 231,0 Th 17,0-15,0	Vent.
	8/86-3/89		R		53-0395		Sum	180,0x30	
<b>Swift II (AH, AJ, EA, MA) 3/89-12/03</b>									
1.0 (SF310, AA44) Eng.G10A (37-39-40kW)	-98		F		22-0168-0		Ake	Th 15,0	Ch -320339
	-98		F		22-0417-0		Sum	Th 14,0	Ch -320339
	98-		F		22-0418-0		Bosch	Th 15,5	Ch 320340-
	89-95		F		23-0691			Ø 231,0 Th 17,0-15,0	Vent.
	3/89-12/03		R		53-0398		Sum	180,0x25	
	3/89-12/03		R		53-0395		Sum	180,0x30	
	98-		R		53-0406			203,2x32	
	89-92		R		18-0344			Ø 180,0	Front Disc Solid
	89-92		R		18-0343			Ø 180,0	Front Disc Ventelated, -ABS
	95-		R		51-0206		Bosch	Ø 17,46 203,2x32	BOSCH, Exc. H-Back, +ABS
1.3 (SF413, AH35, MA), Cabrio Eng.G13A (50-51-52-63kW)	-98		F		22-0168-0		Ake	Th 15,0	Ch -320339
	-98		F		22-0417-0		Sum	Th 14,0	Ch -320339
	98-		F		22-0418-0		Bosch	Th 15,5	Ch 320340-
	89-95		F		23-0691			Ø 231,0 Th 17,0-15,0	Vent.
	3/89-5/01		R		53-0406			203,2x32	+ABS
	3/89-5/01		R		53-0398		Sum	180,0x25	
	3/89-5/01		R		53-0395		Sum	180,0x30	
	89-92		R		18-0344			Ø 180,0	Front Disc Solid
	89-92		R		18-0343			Ø 180,0	Front Disc Ventelated, -ABS
	95-		R		18-0345			Ø 180,0	+ABS
95-		R		51-0206		Bosch	Ø 17,46 203,2x32	BOSCH, Exc. H-Back, +ABS	
1.3 GTi (SF413, AA34) Eng.G13B (74kW)	3/89-		F		22-0230-1		Ake	Th 16,0	
	3/89-		R		22-0169-0		Ake	Th 13,0	
	89-92		F		23-0757			Ø 250,0 Th 18,5-16,5	Vent.
	92-96		F		23-0691			Ø 231,0 Th 17,0-15,0	Vent.
	89-		R		23-0755			Ø 240,0 Th 10,0-8,0	
	3/89-5/01		R		53-0406			203,2x32	+ABS
	3/89-5/01		R		53-0398		Sum	180,0x25	
	3/89-5/01		R		53-0395		Sum	180,0x30	
	89-		R		18-0343			Ø 180,0	Front Disc Ventelated, -ABS
1.6 Eng.G16A (59-60kW)	3/89-		F		22-0230-1		Ake	Th 16,0	
	3/89-		R		22-0169-0		Ake	Th 13,0	
1.6i 16v, 4WD (SF416, AH, AJ14) Eng.G16B (68-70kW)	3/89-		F		22-0168-0		Ake	Th 15,0	
	3/89-		F		22-0230-1		Ake	Th 16,0	
	3/89-		R		22-0169-0		Ake	Th 13,0	
	89-		F		23-0757			Ø 250,0 Th 18,5-16,5	Vent.
	3/89-5/01		R		53-0037		Sum	200,0x30	
	89-		R		18-0345			Ø 180,0	+ABS
	89-		R		18-0344			Ø 180,0	Front Disc Solid
89-		R		18-0343			Ø 180,0	Front Disc Ventelated, -ABS	
<b>Swift III (SG) 9/05-</b>									
1.3 4WD Eng.M13A (66kW)	1/06-		F		22-0485-1		Gir	Th 16,5	
	06-		F		23-0908			Ø 252,0 Th 20,0-18,0	Vent.
	1/06-		R		53-0438		Bosch	200,0x32	Hand Brake
	06-		R		51-0184		Bosch	Ø 19,05 200,0x32	RAI
1.3 DDis Eng.D13A (55kW)	9/05-		F		22-0485-1		Gir	Th 16,5	
	05-		F		23-0908			Ø 252,0 Th 20,0-18,0	Vent.
	9/05-		R		53-0438		Bosch	200,0x32	Hand Brake
1.3 DDis 16v Eng.Z13DT (51kW)	9/05-		F		22-0485-1		Gir	Th 16,5	
	05-		F		23-0908			Ø 252,0 Th 20,0-18,0	Vent.
	9/05-		R		53-0438		Bosch	200,0x32	Hand Brake
	05-		R		51-0184		Bosch	Ø 19,05 200,0x32	RAI
1.3, 4WD Eng.M13A (68kW)	2/05-		F		22-0485-1		Gir	Th 16,5	
	05-		F		23-0908			Ø 252,0 Th 20,0-18,0	Vent.
	2/05-		R		53-0438		Bosch	200,0x32	Hand Brake
	05-		R		51-0184		Bosch	Ø 19,05 200,0x32	RAI
1.5, 4WD Eng.M15A (75kW)	2/05-		F		22-0485-1		Gir	Th 16,5	
	05-		F		23-0908			Ø 252,0 Th 20,0-18,0	Vent.

		Spare Parts	F/R	L/R	METELLI ref.	METELLI ref. w/KIT		DIMENSIONS mm.	NOTE
1.5, 4WD Eng.M15A (75kW)	2/05-		R		53-0438		Bosch	200,0x32	Hand Brake
	05-		R		51-0184		Bosch	Ø 19,05 200,0x32	RAI
1.6 16v Eng.M16A (92kW)	4/07-		F		22-0485-1		Gir	Th 16,5	
	4/07-		R		22-0173-0		Ake	Th 15,0	
<b>Sx4 6/06-</b>									
1.5 Eng.M15A (73kW)	6/06-		F		22-0702-0		Bosch	Th 16,0	
	06-		F		23-0895			Ø 280,0 Th 22,0-20,0	Vent.
	6/06-		R		53-0096		Bosch	220,0x36	
	06-		R		51-0201		Bosch	Ø 19,05 220,0x36	RAI
1.6 DDIS Eng.9HX (66kW)	5/07-		F		22-0702-0		Bosch	Th 16,0	
	07-		F		23-0895			Ø 280,0 Th 22,0-20,0	Vent.
1.6, 4WD Eng.M16A (79kW)	6/06-		F		22-0702-0		Bosch	Th 16,0	
	06-		F		23-0895			Ø 280,0 Th 22,0-20,0	Vent.
	6/06-		R		53-0096		Bosch	220,0x36	
	06-		R		51-0201		Bosch	Ø 19,05 220,0x36	RAI
1.9 DDIS, 4WD Eng.D19AA (88kW)	6/06-		F		22-0702-0		Bosch	Th 16,0	
	06-		F		23-0895			Ø 280,0 Th 22,0-20,0	Vent.
	6/06-		R		53-0096		Bosch	220,0x36	
	06-		R		51-0201		Bosch	Ø 19,05 220,0x36	RAI
<b>Vitara (ET, TA) 7/88-3/99</b>									
1.6, Cabrio Eng.G16A (59-60kW)	7/88-1/95		F		22-0116-0		Ake	Th 15,0	Made in Japan, 3p
	7/88-1/95		F		22-0026-0		Gir	Th 16,0	Made in Spain, 3p
	7/88-1/95		F		22-0136-0		Sum	Th 15,5	Made in Japan / Spain, 5p
	91-		F		23-0590			Ø 290,0 Th 10,0-8,0	
	7/88-1/95		R		53-0402			220,0x36	
	7/88-1/95		R		53-0399			254,0x45	Usa
	7/88-1/95		R		53-0475		Luc	228,6x42	Hand Brake
	7/88-1/95		R		53-0397		Sum	220,0x36	Hand Brake
	10/88-1/93		R		18-0346			Ø 254,0	
	88-		R		18-0266			Ø 228,6	Spain
1.6i 16v , Cabrio Eng.G16B (68-69-70-71-72kW)	7/90-3/99		F		22-0116-0		Ake	Th 15,0	Made in Japan, 3p
	7/90-3/99		F		22-0026-0		Gir	Th 16,0	Made in Spain, 3p
	7/90-3/99		F		22-0136-0		Sum	Th 15,5	Made in Japan / Spain, 5p
	90-99		F		23-0501			Ø 287,0 Th 17,0-15,0	Vent., Long Body
	90-99		F		23-0590			Ø 290,0 Th 10,0-8,0	Short Body
	7/90-3/99		R		53-0402			220,0x36	
	7/90-3/99		R		53-0399			254,0x45	Usa
	7/90-3/99		R		53-0475		Luc	228,6x42	Hand Brake
	7/90-3/99		R		53-0397		Sum	220,0x36	Hand Brake
	90-99		R		18-0346			Ø 254,0	
1.9 D, Cabrio Eng.XUD9/ A (50kW)	1/95-3/98		F		22-0026-0		Gir	Th 16,0	3p
	1/95-3/98		F		22-0136-0		Sum	Th 15,5	5p
	95-98		F		23-0501			Ø 287,0 Th 17,0-15,0	Vent.
	1/95-3/98		R		53-0403			254,0x47	
	1/95-3/98		R		53-0397		Sum	220,0x36	Hand Brake
	95-98		R		18-0266			Ø 228,6	Spain
1.9 D, Cabrio Eng.XUD9SD (55kW)	8/96-3/99		F		22-0026-0		Gir	Th 16,0	3p
	8/96-3/99		F		22-0136-0		Sum	Th 15,5	5p
	96-99		F		23-0501			Ø 287,0 Th 17,0-15,0	Vent.
	8/96-3/99		R		53-0403			254,0x47	
	8/96-3/99		R		53-0397		Sum	220,0x36	Hand Brake
	96-99		R		18-0346			Ø 254,0	
2.0 16v, Cabrio Eng.J20A (97kW)	12/96-3/99		F		22-0249-0		Ake	Th 14,5	
	1/98-99		F		23-0697			Ø 310,0 Th 22,0-20,0	Vent.
	96-98		F		23-0501			Ø 287,0 Th 17,0-15,0	Vent.
	12/96-3/99		R		53-0403			254,0x47	
	12/96-3/99		R		53-0397		Sum	220,0x36	Hand Brake
	96-99		R		18-0339			Ø 220,0	2p
96-99		R		18-0346			Ø 254,0	4p	
2.0 TD Eng.RF (52kW)	12/94-3/98		F		22-0249-0		Ake	Th 14,5	
	94-98		F		23-0501			Ø 287,0 Th 17,0-15,0	Vent.
	12/94-3/98		R		53-0403			254,0x47	
	94-97		R		18-0346			Ø 254,0	
	97-98		R		18-0339			Ø 220,0	
	97-98		R		18-0266			Ø 228,6	Spain
2.0 TD Eng.RF (64kW)	12/95-3/98		F		22-0249-0		Ake	Th 14,5	
	1/98-3/98		F		23-0697			Ø 310,0 Th 22,0-20,0	Vent.





















































		Spare Parts	F/R	L/R	METELLI ref.	METELLI ref. w/KIT		DIMENSIONS mm.	NOTE
2.0 TD Eng.RF (64kW)	95-98		F		23-0501			Ø 287,0 Th 17,0-15,0	Vent.
	12/95-3/98		R		53-0403			254,0x47	
	95-98		R		18-0346			Ø 254,0	
2.0 V6 24v Eng.H20A (100kW)	12/94-3/98		F		22-0249-0		Ake	Th 14,5	
	94-98		F		23-0501			Ø 287,0 Th 17,0-15,0	Vent.
	12/94-3/98		R		53-0403			254,0x47	
	12/94-3/98		R		53-0397		Sum	220,0x36	Hand Brake
	94-98		R		18-0339			Ø 220,0	2p
	94-98		R		18-0346			Ø 254,0	4p
2.5 V6 24v (FT) (118kW)	12/95-3/98		F		22-0249-0		Ake	Th 14,5	
	95-98		F		23-0501			Ø 287,0 Th 17,0-15,0	Vent.
<b>Wagon R+ I (EM) 2/93-5/00</b>									
1.0 Eng.K10A (48kW)	2/98-5/00		F		22-0419-0		Sum	Th 15,0	
	2/98-5/00		F		23-0587			Ø 231,0 Th 17,0-15,0	Vent.
	2/98-5/00		R		53-0400		Nabco	180,0x25	
	98-00		R		18-0387			Ø 180,0	
1.2, 4WD Eng.K12A (51kW)	2/98-5/00		F		22-0419-0		Sum	Th 15,0	
	2/98-5/00		F		23-0587			Ø 231,0 Th 17,0-15,0	Vent.
	2/98-5/00		R		53-0400		Nabco	180,0x25	
	98-00		R		18-0387			Ø 180,0	
<b>Wagon R+ II (MM) 5/00-</b>									
1.0 Eng.G10A (39kW)	03-		F		22-0339-1		Bosch	Th 16,0	
	03-05		F		23-0839			Ø 253,0 Th 17,0-15,0	Vent.
1.3 16v, 4WD Eng.G13BB (56kW)	-03		F		22-0339-0		Bosch	Th 16,0	
	03-		F		22-0339-1		Bosch	Th 16,0	
	5/00-		F		23-0603			Ø 247,0 Th 12,0-10,0	-ABS
	00-		F		23-0839			Ø 253,0 Th 17,0-15,0	Vent., +ABS
	5/00-		R		53-0314		GM	180,0x26	
	5/00-		R		53-0404		Sum	180,0x26	
	9/00-		R		18-0371			Ø 180,0	
	9/00-		R		18-0370			Ø 180,0	+ABS
1.3 DDis 16v Eng.Z13DT (51kW)	9/03-		F		22-0339-1		Bosch	Th 16,0	
	03-		F		23-0839			Ø 253,0 Th 17,0-15,0	Vent., +ABS
	9/03-		R		53-0318			200,0x29	
	9/03-		R		53-0314		GM	180,0x26	
	03-		R		18-0371			Ø 180,0	
	03-		R		18-0370			Ø 180,0	+ABS
1.3, 4WD Eng.M13A (69kW)	-03		F		22-0339-0		Bosch	Th 16,0	
	03-		F		22-0339-1		Bosch	Th 16,0	
	03-		F		23-0603			Ø 247,0 Th 12,0-10,0	-ABS
	03-		F		23-0603			Ø 247,0 Th 12,0-10,0	-ABS
	03-		F		23-0839			Ø 253,0 Th 17,0-15,0	Vent., +ABS
	9/03-		R		53-0318			200,0x29	
	9/03-		R		53-0314		GM	180,0x26	
	03-		R		18-0371			Ø 180,0	
03-		R		18-0370			Ø 180,0	+ABS	
<b>X-90 (EL) 9/95-</b>									
1.6i 16v, 4WD Eng.G16B (68-69-70-71-72kW)	9/95-		F		22-0116-0		Ake	Th 15,0	
	95-		F		23-0590			Ø 290,0 Th 10,0-8,0	
	9/95-		R		53-0402			220,0x36	
	95-		R		18-0339			Ø 220,0	
<b>XL-7 I 1/02-12/06</b>									
2.7 D 24v, AWD (138kW)	1/02-12/06		R		53-0405		Ake	254,0x57	





























































<b>Carry I (ST90V) Van 11/80-10/85</b>									
0.8 Eng.F8A (27kW)	11/80-10/85		F		22-0087-0		Sum	Th 15,5	
	80-85		F		23-0756			Ø 215,0 Th 10,0-8,0	
	11/80-10/85		F		53-0390		Sum	220,0x40	
<b>Carry II (FD) Van 3/99-</b>									
1.3 16v Eng.G13BB (50-51-58-63-74kW)	3/99-		F		22-0415-0		Sum	Th 15,0	
	3/99-		R		53-0154		Ake	220,0x35	
<b>Super Carry II (ED) Bus 10/85-3/99</b>									
1.0 Eng.F10A (30-31-33kW)	87-99		F		22-0097-0		Sum	Th 15,0	Van
	-94		F		22-0087-0		Sum	Th 15,5	
	94-99		F		22-0438-0		Sum	Th 15,0	
	94-99		F		23-0756			Ø 215,0 Th 10,0-8,0	

		Spare Parts	F/R	L/R	METELLI ref.	METELLI ref. w/KIT		DIMENSIONS mm.	NOTE
1.0 Eng.F10A (30-31-33kW)	-87		F		53-0390		Sum	220,0x40	
	87-		R		53-0394		Sum	220,0x40	




































## TALBOT

## 1307-1510 7/75-4/84
























1.3 Simca 1307 Eng.371 (44kW)	-77		F		22-0015-0		Ate	Th 15,0	
	-77		F		22-0005-2		Bdx	Th 15,0	
	77-		F		22-0015-4		Ate	Th 15,5	
	77-		F		22-0005-4		Bdx	Th 15,0	
	75-80		F		23-0031			Ø 239,5 Th 11,0-9,9	
	9/75-1/80		R		53-0340	53-0340K	Bdx	228,6x42	Hand Brake
1.3 Simca 1307 Eng.6G1 (50kW)	9/75-1/80		R		53-0475		Luc	228,6x42	Hand Brake
	-77		F		22-0015-0		Ate	Th 15,0	
1.3 Simca 1307 Eng.6G1D (40kW)	-77		F		22-0005-2		Bdx	Th 15,0	
	77-		F		22-0015-4		Ate	Th 15,5	
	77-		F		22-0005-4		Bdx	Th 15,0	
	75-80		F		23-0031			Ø 239,5 Th 11,0-9,9	
	7/75-1/80		R		53-0340	53-0340K	Bdx	228,6x42	Hand Brake
	7/75-1/80		R		53-0475		Luc	228,6x42	Hand Brake
1.3 Simca 1307 S Eng.1G4 (60kW)	78-		F		22-0015-4		Ate	Th 15,5	
	78-		F		22-0005-4		Bdx	Th 15,0	
	78-81		F		23-0031			Ø 239,5 Th 11,0-9,9	
	1/78-8/81		R		53-0340	53-0340K	Bdx	228,6x42	Hand Brake
	1/78-8/81		R		53-0475		Luc	228,6x42	Hand Brake
	-77		F		22-0015-0		Ate	Th 15,0	
1.3 Simca 1307 S Eng.1G4 (60kW)	-77		F		22-0005-2		Bdx	Th 15,0	
	77-		F		22-0015-4		Ate	Th 15,5	
	77-		F		22-0005-4		Bdx	Th 15,0	
	75-78		F		23-0031			Ø 239,5 Th 11,0-9,9	
	7/75-12/78		R		53-0340	53-0340K	Bdx	228,6x42	Hand Brake
	7/75-12/78		R		53-0475		Luc	228,6x42	Hand Brake
1.4 Simca 1308 Eng.6G1 (51kW)	80-		F		22-0015-4		Ate	Th 15,5	
	80-		F		22-0005-4		Bdx	Th 15,0	
	80-84		F		23-0031			Ø 239,5 Th 11,0-9,9	
	1/80-4/84		R		53-0340	53-0340K	Bdx	228,6x42	Hand Brake
	1/80-4/84		R		53-0475		Luc	228,6x42	Hand Brake
	80-84		R		51-0105		Luc	Ø 22,00 228,6x42	LUC
1.4 Simca 1308 Eng.6Y2 (63kW)	78-		F		22-0015-4		Ate	Th 15,5	
	78-		F		22-0005-4		Bdx	Th 15,0	
	78-81		F		23-0031			Ø 239,5 Th 11,0-9,9	
	11/78-8/81		R		53-0340	53-0340K	Bdx	228,6x42	Hand Brake
	11/78-8/81		R		53-0475		Luc	228,6x42	Hand Brake
	78-81		R		51-0105		Luc	Ø 22,00 228,6x42	LUC
1.4 Simca 1308 Eng.6Y2/ 6Y2D (55kW)	80-		F		22-0015-4		Ate	Th 15,5	
	80-		F		22-0005-4		Bdx	Th 15,0	
	80-81		F		23-0031			Ø 239,5 Th 11,0-9,9	
	1/80-4/81		R		53-0340	53-0340K	Bdx	228,6x42	Hand Brake
	1/80-4/81		R		53-0475		Luc	228,6x42	Hand Brake
	80-81		R		51-0105		Luc	Ø 22,00 228,6x42	LUC
1.6 Simca 1510 Eng.6J1 (54kW)	11/80-12/83		F		22-0015-4		Ate	Th 15,5	
	11/80-12/83		F		22-0005-4		Bdx	Th 15,0	
	80-83		F		23-0068			Ø 239,5 Th 12,8-11,7	
	11/80-12/83		R		53-0340	53-0340K	Bdx	228,6x42	Hand Brake
	11/80-12/83		R		53-0475		Luc	228,6x42	Hand Brake
	80-83		R		51-0015		Bdx	Ø 22,00 228,0x42	RAD
1.6 Simca 1510 Eng.6J2 (65kW)	80-83		R		51-0105		Luc	Ø 22,00 228,6x42	LUC
	10/78-1/80		F		22-0015-4		Ate	Th 15,5	
	10/78-1/80		F		22-0005-4		Bdx	Th 15,0	
	78-80		F		23-0031			Ø 239,5 Th 11,0-9,9	
	10/78-1/80		R		53-0340	53-0340K	Bdx	228,6x42	Hand Brake
	10/78-1/80		R		53-0475		Luc	228,6x42	Hand Brake
1.6 Simca 1510 Eng.6J2A (66kW)	7/81-6/82		F		22-0015-4		Ate	Th 15,5	
	7/81-6/82		F		22-0005-4		Bdx	Th 15,0	
	81-82		F		23-0068			Ø 239,5 Th 12,8-11,7	
	7/81-6/82		R		53-0340	53-0340K	Bdx	228,6x42	Hand Brake
	7/81-6/82		R		53-0475		Luc	228,6x42	Hand Brake
	81-82		R		51-0015		Bdx	Ø 22,00 228,0x42	RAD

		Spare Parts	F/R	L/R	METELLI ref.	METELLI ref. w/KIT		DIMENSIONS mm.	NOTE
1.6 Simca 1510 Eng.6J2A (66kW)	81-82		R		51-0105		Luc	Ø 22,00 228,6x42	LUC
<b>160 1/73-3/79</b>									
1.6 (59kW)	1/73-3/79		R		53-0340	53-0340K	Bdx	228,6x42	Hand Brake
	1/73-3/79		R		53-0475		Luc	228,6x42	Hand Brake
1.6 Eng.7R2 (66kW)	7/76-3/79		R		53-0340	53-0340K	Bdx	228,6x42	Hand Brake
	7/76-3/79		R		53-0475		Luc	228,6x42	Hand Brake
<b>Alpine 1/75-</b>									
1.3 (49kW)	83-85		R		51-0015		Bdx	Ø 22,00 228,0x42	RAD
1.5 (62kW)	1/75-		R		53-0340	53-0340K	Bdx	228,6x42	Hand Brake
	1/75-		R		53-0475		Luc	228,6x42	Hand Brake
	83-85		R		51-0015		Bdx	Ø 22,00 228,0x42	RAD
1.6 Minx, Rapier (65kW)	80-85		R		51-0015		Bdx	Ø 22,00 228,0x42	RAD
<b>Californian 1/66-12/70</b>									
All models	1/66-12/70		R		53-0101		Luc	203,2x38	Hand Brake
<b>Chamois 1/64-12/70</b>									
All models	1/64-12/70		R		53-0101		Luc	203,2x38	Hand Brake
<b>Express 1/82-1/94</b>									
1.8 Eng.XM7T (49-51kW)	1/82-1/94		R		53-0062		Luc	254,0x57	Hand Brake
	1/82-90		R		18-0013			Ø 254,0	RHD
1.9 D Eng.XUD9A (52-58kW)	1/82-1/94		R		53-0062		Luc	254,0x57	Hand Brake
	1/82-94		R		18-0013			Ø 254,0	RHD
2.0 Eng.170 /XN1TA (56kW)	1/82-1/94		R		53-0062		Luc	254,0x57	Hand Brake
	1/82-94		R		18-0013			Ø 254,0	RHD
2.5 D, TD Eng.CRD93 (54-68-70kW)	1/82-1/94		R		53-0062		Luc	254,0x57	Hand Brake
	1/82-94		R		18-0013			Ø 254,0	RHD
<b>Horizon 2/78-6/86</b>									
1.1 Eng.E1 (43-48kW)	1/79-9/84		F		22-0003-2		Ate	Th 15,0	
	79-84		F		23-0030			Ø 239,0 Th 11,0-9,9	
	1/79-9/84		R		53-0340	53-0340K	Bdx	228,6x42	Hand Brake
	1/79-9/84		R		53-0475		Luc	228,6x42	Hand Brake
1.1 Eng.E1B (40kW)	1/79-9/84		F		22-0003-2		Ate	Th 15,0	
	79-84		F		23-0030			Ø 239,0 Th 11,0-9,9	
	1/79-9/84		R		53-0340	53-0340K	Bdx	228,6x42	Hand Brake
	1/79-9/84		R		53-0475		Luc	228,6x42	Hand Brake
1.3 Eng.2G1 (50kW)	2/78-1/80		F		22-0003-2		Ate	Th 15,0	
	78-80		F		23-0030			Ø 239,0 Th 11,0-9,9	
	2/78-1/80		R		53-0340	53-0340K	Bdx	228,6x42	Hand Brake
	2/78-1/80		R		53-0475		Luc	228,6x42	Hand Brake
1.3 Eng.2G1-BTC (40-43kW)	9/78-6/86		F		22-0003-2		Ate	Th 15,0	
	78-86		F		23-0030			Ø 239,0 Th 11,0-9,9	
	9/78-6/86		R		53-0340	53-0340K	Bdx	228,6x42	Hand Brake
	9/78-6/86		R		53-0475		Luc	228,6x42	Hand Brake
1.3 Eng.G1/ G2 (47-50kW)	2/78-1/80		F		22-0003-2		Ate	Th 15,0	
	78-80		F		23-0030			Ø 239,0 Th 11,0-9,9	
	2/78-1/80		R		53-0340	53-0340K	Bdx	228,6x42	Hand Brake
	2/78-1/80		R		53-0475		Luc	228,6x42	Hand Brake
1.4 Eng.2Y1 (51kW)	7/79-6/86		F		22-0003-2		Ate	Th 15,0	
	79-86		F		23-0030			Ø 239,0 Th 11,0-9,9	
	7/79-6/86		R		53-0340	53-0340K	Bdx	228,6x42	Hand Brake
	7/79-6/86		R		53-0475		Luc	228,6x42	Hand Brake
1.4 Eng.2Y1B (48kW)	2/82-9/84		F		22-0003-2		Ate	Th 15,0	
	82-84		F		23-0030			Ø 239,0 Th 11,0-9,9	
	2/82-9/84		R		53-0340	53-0340K	Bdx	228,6x42	Hand Brake
	2/82-9/84		R		53-0475		Luc	228,6x42	Hand Brake
1.4 Eng.2Y2/ Y2 (61kW)	7/79-6/86		F		22-0003-2		Ate	Th 15,0	
	79-86		F		23-0030			Ø 239,0 Th 11,0-9,9	
	7/79-6/86		R		53-0340	53-0340K	Bdx	228,6x42	Hand Brake
	7/79-6/86		R		53-0475		Luc	228,6x42	Hand Brake
1.6 Eng.6J2A/ J2A (54-66kW)	82-86		F		23-0030			Ø 239,0 Th 11,0-9,9	
	7/82-6/86		R		53-0340	53-0340K	Bdx	228,6x42	Hand Brake
	7/82-6/86		R		53-0475		Luc	228,6x42	Hand Brake
1.9 D Eng.XUD9 (47-48kW)	82-86		F		23-0030			Ø 239,0 Th 11,0-9,9	
	7/82-6/86		R		53-0340	53-0340K	Bdx	228,6x42	Hand Brake
	7/82-6/86		R		53-0475		Luc	228,6x42	Hand Brake
<b>Husky 1/66-12/70</b>									
All models	1/66-12/70		R		53-0101		Luc	203,2x38	Hand Brake



























			Spare Parts	F/R	L/R	METELLI ref.	METELLI ref. w/KIT		DIMENSIONS mm.	NOTE
<b>Imp 1/66-1/76</b>										
All models	1/66-1/76			R		53-0101		Luc	203,2x38	Hand Brake
<b>Matra Bagheera (X) 1/74-9/80</b>										
1.3 Eng.3G4 (62kW)	1/74-3/78			F		22-0003-0		Ate	Th 15,0	
	1/74-3/78			R		22-0147-1		Bdx	Th 14,0	
	74-78			F		23-0030			Ø 239,0 Th 11,0-9,9	
	74-78			R		23-0033			Ø 234,5 Th 11,0-9,9	
1.4 Eng.3Y4 (66kW)	12/75-9/80			F		22-0003-0		Ate	Th 15,0	
	12/75-9/80			R		22-0147-1		Bdx	Th 14,0	
	75-80			F		23-0030			Ø 239,0 Th 11,0-9,9	
	75-80			R		23-0033			Ø 234,5 Th 11,0-9,9	
<b>Murena 9/80-1/85</b>										
1.6 Eng.X5J2A (66kW)	8/81-1/85			F		22-0005-4		Bdx	Th 15,0	
	8/81-1/85			R		22-0147-1		Bdx	Th 14,0	
	81-83			F		23-0031			Ø 239,5 Th 11,0-9,9	
	81-83			R		23-0033			Ø 234,5 Th 11,0-9,9	
2.1 Eng.5N2 (85kW)	9/80-7/84			F		22-0005-4		Bdx	Th 15,0	
	9/80-7/84			R		22-0147-1		Bdx	Th 14,0	
	80-84			F		23-0031			Ø 239,5 Th 11,0-9,9	
2.1 S Eng.X5N2 (103kW)	4/83-1/85			F		22-0005-4		Bdx	Th 15,0	
	4/83-1/85			R		22-0147-1		Bdx	Th 14,0	
	83-85			F		23-0031			Ø 239,5 Th 11,0-9,9	
<b>Rancho 1/77-7/84</b>										
1.4 Eng.X3Y2 (59kW)	1/77-7/84			F		22-0003-2		Ate	Th 15,0	
	77-84					F		23-0030		Ø 239,0 Th 11,0-9,9
	1/77-7/84			R		53-0340	53-0340K	Bdx	228,6x42	Hand Brake
	1/77-7/84			R		53-0475		Luc	228,6x42	Hand Brake
	77-84			R		51-0105		Luc	Ø 22,00 228,6x42	LUC
	80-84			R		51-0015		Bdx	Ø 22,00 228,0x42	RAD
<b>Samba (51A) 1/81-10/86</b>										
0.9 Eng.5C1(XV5/8) (31kW)	-83			F		22-0015-1		Ate	Th 16,5	
	-83			F		22-0005-0		Bdx	Th 15,0	
	83-			F		22-0015-5		Ate	Th 16,5	
	83-			F		22-0005-4		Bdx	Th 15,0	
	81-85			F		23-0018			Ø 240,5 Th 10,0-9,0	
	1/81-12/85			R		53-0339	53-0339K	Bdx	180,0x32	Hand Brake
1.1 Eng.XW7 (37kW)	81-85			R		51-0034		Bdx	Ø 22,00 180,0x30	RAD
	-83			F		22-0015-1		Ate	Th 16,5	
	-83			F		22-0005-0		Bdx	Th 15,0	
	83-			F		22-0015-5		Ate	Th 16,5	
	83-			F		22-0005-4		Bdx	Th 15,0	
	81-86			F		23-0018			Ø 240,5 Th 10,0-9,0	
1/81-6/86			R		53-0339	53-0339K	Bdx	180,0x32	Hand Brake	
1.2 Rallye Eng.129D/ XZ7R (65kW)	81-86			R		51-0034		Bdx	Ø 22,00 180,0x30	RAD
	83-86			F		23-0018			Ø 240,5 Th 10,0-9,0	
	1/83-10/86			R		53-0339	53-0339K	Bdx	180,0x32	Hand Brake
1.4 Eng.150D (44kW)	83-86			R		51-0034		Bdx	Ø 22,00 180,0x30	RAD
	83-86			F		23-0018			Ø 240,5 Th 10,0-9,0	
	6/83-10/86			R		53-0339	53-0339K	Bdx	180,0x32	Hand Brake
1.4 Eng.XY7/ XY8 (53kW)	83-86			R		51-0034		Bdx	Ø 22,00 180,0x30	RAD
	-83			F		22-0015-1		Ate	Th 16,5	
	-83			F		22-0005-0		Bdx	Th 15,0	
	83-			F		22-0015-5		Ate	Th 16,5	
	83-			F		22-0005-4		Bdx	Th 15,0	
	81-86			F		23-0018			Ø 240,5 Th 10,0-9,0	
1/81-6/86			R		53-0339	53-0339K	Bdx	180,0x32	Hand Brake	
1.4 Rallye, Cabrio Eng.XY8 (58-59kW)	81-86			R		51-0034		Bdx	Ø 22,00 180,0x30	RAD
	-83			F		22-0015-1		Ate	Th 16,5	
	-83			F		22-0005-0		Bdx	Th 15,0	
	83-			F		22-0015-5		Ate	Th 16,5	
	83-			F		22-0005-4		Bdx	Th 15,0	
1/83-10/86			R		53-0339	53-0339K	Bdx	180,0x32	Hand Brake	
83-86			R		51-0034		Bdx	Ø 22,00 180,0x30	RAD	
<b>Simca 10/61-12/80</b>										
0.9 LE, LS (35kW)	70-80			F		23-0033			Ø 234,5 Th 11,0-9,9	
0.9 LS, GL, GLS Eng.349S (32kW)	61-75			F		23-0033			Ø 234,5 Th 11,0-9,9	










		Spare Parts	F/R	L/R	METELLI ref.	METELLI ref. w/KIT		DIMENSIONS mm.	NOTE
0.9 LS, GLS Eng. 1D1 (29kW)	76-78		F		23-0033			Ø 234,5 Th 11,0-9,9	
1.0 Eng. 349/ 352 (29-35kW)	1/75-		F		22-0002-1		Ate	Th 15,0	
1.0 Eng. 349S/ 352S (29-35kW)	1/70-12/75		F		22-0002-1		Ate	Th 15,0	
1.1 Eng. 350 (36-44kW)	10/61-1/69		F		22-0002-1		Ate	Th 15,0	
1.1 LE, LX, LS, GLS, ES, SW Eng. 350/ 351/ 3E1A (44kW)	10/76-1/80		F		22-0002-1		Ate	Th 15,0	
	76-80		F		23-0033			Ø 234,5 Th 11,0-9,9	
	10/76-1/80		R		53-0340	53-0340K	Bdx	228,6x42	Hand Brake
	10/76-1/80		R		53-0475		Luc	228,6x42	Hand Brake
1.1 LS, SR, GLS Eng. E1B (40kW)	10/68-7/78		F		22-0002-1		Ate	Th 15,0	
	68-78		F		23-0033			Ø 234,5 Th 11,0-9,9	
	74-		R		53-0340	53-0340K	Bdx	228,6x42	Hand Brake
	74-		R		53-0475		Luc	228,6x42	Hand Brake
1.1 Rallye, Spezial Eng. 350S/ 351S (36-39kW)	10/68-9/75		F		22-0003-0		Ate	Th 15,0	
	10/68-9/75		R		22-0086-0		Bdx	Th 10,0	
1.1, SW Eng. 3E1 (37kW)	10/76-1/80		F		22-0002-1		Ate	Th 15,0	
	76-80		F		23-0033			Ø 234,5 Th 11,0-9,9	
	10/76-1/80		R		53-0340	53-0340K	Bdx	228,6x42	Hand Brake
	10/76-1/80		R		53-0475		Luc	228,6x42	Hand Brake
1.2 Spezial Eng. 353S (55-62kW)	71-77		F		23-0033			Ø 234,5 Th 11,0-9,9	
1.3 Rallye 2 (63kW)	76-77		F		23-0030			Ø 239,0 Th 11,0-9,9	
1.3 Spezial Eng. 345S (51kW)	10/70-7/72		F		22-0003-0		Ate	Th 15,0	
	10/70-7/72		F		22-0003-2		Ate	Th 15,0	
1.3 Spezial SW Eng. 366 (55kW)	7/74-11/76		F		22-0003-0		Ate	Th 15,0	
	7/74-11/76		F		22-0020-0		Gir	Th 14,5	
1.3 Spezial TI, Rallye 2 Eng. 3G4 (60kW)	10/72-9/77		F		22-0003-0		Ate	Th 15,0	
	10/72-9/77		F		22-0020-0		Gir	Th 14,5	
	72-77		F		23-0030			Ø 239,0 Th 11,0-9,9	
1.3 Spezial, LS, GL, GLS Eng. 345/ S (40-44-51kW)	8/66-11/76		F		22-0003-0		Ate	Th 15,0	
	8/66-11/76		F		22-0003-2		Ate	Th 15,0	
1.3 Spezial, Rallye 1 Eng. 1G1/ G2 (44-50kW)	8/74-9/77		F		22-0003-0		Ate	Th 15,0	
	8/74-9/77		F		22-0003-2		Ate	Th 15,0	
	74-77		F		23-0033			Ø 234,5 Th 11,0-9,9	
1.6 Eng. 7R2 (66kW)	10/76-		F		22-0080-1		Gir	Th 15,0	
			R		53-0340	53-0340K	Bdx	228,6x42	Hand Brake
			R		53-0475		Luc	228,6x42	Hand Brake
<b>Simca Sunbeam 7/77-3/83</b>									
0.9 Eng. CB (31kW)	7/77-4/81		F		22-0020-0		Gir	Th 14,5	
1.3 Eng. F12E (43-44kW)	7/77-4/81		F		22-0020-0		Gir	Th 14,5	
1.3 Eng. JB (40kW)	7/77-4/81		F		22-0020-0		Gir	Th 14,5	
1.6 Eng. H16D (51kW)	7/77-4/81		F		22-0020-0		Gir	Th 14,5	
	7/77-4/81		R		53-0340	53-0340K	Bdx	228,6x42	Hand Brake
	7/77-4/81		R		53-0475		Luc	228,6x42	Hand Brake
1.6 Eng. TB (59kW)	10/78-4/81		F		22-0020-0		Gir	Th 14,5	
	10/78-4/81		R		53-0340	53-0340K	Bdx	228,6x42	Hand Brake
	10/78-4/81		R		53-0475		Luc	228,6x42	Hand Brake
1.6 Ti Eng. TB (74kW)	10/78-3/83		F		22-0020-0		Gir	Th 14,5	
	10/78-3/83		R		53-0340	53-0340K	Bdx	228,6x42	Hand Brake
	10/78-3/83		R		53-0475		Luc	228,6x42	Hand Brake
<b>Solara 2/80-7/86</b>									
1.3 Eng. 6G1D-VP (40kW)	2/80-7/86		F		22-0015-4		Ate	Th 15,5	
	2/80-7/86		F		22-0005-4		Bdx	Th 15,0	
	2/80-8/80		F		23-0031			Ø 239,5 Th 11,0-9,9	
	8/80-86		F		23-0068			Ø 239,5 Th 12,8-11,7	
	2/80-86		R		51-0015		Bdx	Ø 22,00 228,0x42	RAD
1.4 Eng. 6Y1 (51kW)	82-84		F		23-0068			Ø 239,5 Th 12,8-11,7	
	7/82-4/84		R		53-0340	53-0340K	Bdx	228,6x42	Hand Brake
	7/82-4/84		R		53-0475		Luc	228,6x42	Hand Brake
	82-84		R		51-0015		Bdx	Ø 22,00 228,0x42	RAD
1.6 Eng. 6J1 (54kW)	9/81-10/84		F		22-0015-4		Ate	Th 15,5	
	9/81-10/84		F		22-0005-4		Bdx	Th 15,0	
	81-84		F		23-0068			Ø 239,5 Th 12,8-11,7	
	9/81-10/84		R		53-0340	53-0340K	Bdx	228,6x42	Hand Brake
	9/81-10/84		R		53-0475		Luc	228,6x42	Hand Brake
	81-84		R		51-0015		Bdx	Ø 22,00 228,0x42	RAD
1.6 Eng. 6J2 (65kW)	2/80-6/81		F		22-0015-4		Ate	Th 15,5	
	2/80-6/81		F		22-0005-4		Bdx	Th 15,0	
	2/80-8/80		F		23-0031			Ø 239,5 Th 11,0-9,9	





































		Spare Parts	F/R	L/R	METELLI ref.	METELLI ref. w/KIT		DIMENSIONS mm.	NOTE
1.6 Eng.6J2 (65kW)	8/80-81		F		23-0068			Ø 239,5 Th 12,8-11,7	
	2/80-81		R		51-0015		Bdx	Ø 22,00 228,0x42	RAD
	2/80-81		R		51-0105		Luc	Ø 22,00 228,6x42	LUC
1.6 Eng.J1B (51-66kW)	7/82-4/84		F		22-0015-4		Ate	Th 15,5	
	7/82-4/84		F		22-0005-4		Bdx	Th 15,0	
	82-84		F		23-0068			Ø 239,5 Th 12,8-11,7	
	7/82-4/84		R		53-0340	53-0340K	Bdx	228,6x42	Hand Brake
	7/82-4/84		R		53-0475		Luc	228,6x42	Hand Brake
	82-84		R		51-0105		Luc	Ø 22,00 228,6x42	LUC
<b>Stiletto 1/66-12/76</b>									
All models	1/66-12/76		R		53-0101		Luc	203,2x38	Hand Brake
<b>Tagora 6/80-12/87</b>									
2.1 Eng.5N2 (85kW)	6/80-12/83		F		22-0021-0		Ate	Th 19,0	
	81-83		F		23-0025			Ø 273,0 Th 12,5-10,7	
	80-83		R		18-0231			Ø 255,0	
2.3 TD Eng.XD2S (59kW)	8/81-12/87		F		22-0021-0		Ate	Th 19,0	
	81-83		F		23-0025			Ø 273,0 Th 12,5-10,7	
	81-83		R		18-0231			Ø 255,0	
2.6 Eng.9L6 (122kW)	8/81-10/83		F		22-0021-0		Ate	Th 19,0	
	8/81-10/83		R		22-0084-0		Gir	Th 16,5	
	81-83		R		23-0048			Ø 273,5 Th 12,0-10,5	
	81-83		R		18-0231			Ø 255,0	



















































## TATA

<b>Indica 1/98-</b>									
1.4 (44kW)	6/98-9/02		F		22-0168-0		Ake	Th 15,0	
	6/98-9/02		R		53-0037		Sum	200,0x30	
1.4 Eng.475MPFI (63kW)	1/98-		F		22-0168-0		Ake	Th 15,0	
	1/98-		R		53-0037		Sum	200,0x30	
1.4 Eng.475Si (55kW)	10/98-		F		22-0168-0		Ake	Th 15,0	
	10/98-		R		53-0037		Sum	200,0x30	
1.4 D Eng.475DL (39kW)	10/98-		F		22-0168-0		Ake	Th 15,0	
	10/98-		R		53-0037		Sum	200,0x30	
1.4 D Eng.475DTI (52kW)	1/98-		F		22-0168-0		Ake	Th 15,0	
	1/98-		R		53-0037		Sum	200,0x30	
<b>Indigo, SW 1/03-</b>									
1.4 Eng.475MPFI (63kW)	1/03-		F		22-0168-0		Ake	Th 15,0	
	1/03-		R		53-0037		Sum	200,0x30	
1.4 D (46kW)	1/03-		F		22-0168-0		Ake	Th 15,0	
	1/03-		R		53-0037		Sum	200,0x30	
1.4 D Eng.475DTI (52kW)	1/03-		F		22-0168-0		Ake	Th 15,0	
	1/03-		R		53-0037		Sum	200,0x30	
<b>Safari 1/99-</b>									
1.9 TDi Eng.483 DL (66kW)	11/03-		F		22-0174-1		Gir	Th 17,5	
2.0 16v Eng.483PL (101kW)	1/99-		F		22-0174-1		Gir	Th 17,5	
2.1 (99kW)	8/03-		F		22-0174-1		Gir	Th 17,5	
2.2 16c DiCOR, 4WD (103kW)	1/07-		F		22-0782-0		Gir	Th 17,5	
<b>Sumo 1/95-</b>									
1.9 D (66kW)	1/95-		F		22-0174-1		Gir	Th 17,5	
<b>Telcoline 1/95-</b>									
1.9 D (46kW)	1/95-		F		22-0174-1		Gir	Th 17,5	
1.9 TD (64kW)	1/95-		F		22-0174-1		Gir	Th 17,5	
<b>Xenon 1/08-</b>									
2.2 16v Td (103kW)	08-		F		22-0782-0		Gir	Th 17,5	


















































## TOYOTA



















































<b>4 Runner I (N6) 1/84-1/88</b>									
2.4 SR5 4WD Eng.22R (79kW)	8/84-7/86		R		53-0413		Ake	254,0x58	Hand Brake
All models	-86		R		53-0413		Ake	254,0x58	4WD, Hand Brake
	87-		R		53-0421		Ake	295,0x50	4WD, Hand Brake
<b>4 Runner II (N13) 8/87-3/96</b>									
2.2 (YN135) Eng.4Y/ 4YEC (72kW)	89-91		R		18-0121			Ø 295,0	
2.4 (RN61) Eng.22REC (82kW)	-90		F		22-0109-0		Sum	Th 15,0	
	90-		F		22-0129-0		Sum	Th 15,0	
	8/87-3/96		R		53-0421		Ake	295,0x50	Hand Brake
2.4 TD (LN130) (80-82kW)	2/88-11/95		F		22-0282-0		Sum	Th 15,0	
	89-95		R		18-0121			Ø 295,0	













		Spare Parts	F/R	L/R	METELLI ref.	METELLI ref. w/KIT		DIMENSIONS mm.	NOTE
2.8 D (LN130) Eng.3L (66kW)	89-95		R		18-0121			Ø 295,0	
3.0 TD (KZN130) Eng.1KZT (92kW)	2/88-11/95		F		22-0129-0		Sum	Th 15,0	
	2/88-11/95		R		53-0421		Ake	295,0x50	Hand Brake
3.0 V6 (VZN 130) Eng.3VZE (105kW)	2/88-11/95		F		22-0129-0		Sum	Th 15,0	
	7/90-8/91		F		23-0642			Ø 289,0 Th 20,0-18,0	Vent.
	2/88-11/95		R		53-0421		Ake	295,0x50	Hand Brake
<b>4 Runner III (N18) 11/95-</b>									
3.0 TD Eng.1KZT (92kW)	03-04		R		53-0441			210,0x46	
3.0 TDi (103kW)	9/00-7/02		R		53-0447			290,0x51	Hand Brake
<b>Auris 4/07-</b>									
1.3 VVTi Eng.1NRFE (74kW)	09-		F		22-0794-0		Bosch	Th 19,0	
	09-		R		22-0796-0		Bosch	Th 16,0	
1.4 Eng.4ZZFE (71-74kW)	07-		F		22-0747-0		Ake	Th 17,5	Made in Japan
	4/07-		F		22-0794-0		Bosch	Th 19,0	Made in UK
	07-		R		22-0746-0		Ake	Th 15,5	Made in Japan
	4/07-		R		22-0796-0		Bosch	Th 16,0	Made in UK
	07-		F		23-0979			Ø 273,0 Th 26,0-24,0	Vent., Made in UK
	07-		F		23-0945			Ø 275,0 Th 22,0-19,0	Vent., Made in Japan
1.4 D-4D Eng.1NDTV (66kW)	07-		R		23-0977			Ø 259,0 Th 9,0-7,0	
	4/07-		F		22-0794-0		Bosch	Th 19,0	
	4/07-		R		22-0796-0		Bosch	Th 16,0	
1.6 Eng.1ZRFAE (97kW)	07-		F		23-0979			Ø 273,0 Th 26,0-24,0	Vent., Made in UK
	09-		F		22-0747-0		Ake	Th 17,5	Made in Japan
	09-		F		22-0794-0		Bosch	Th 19,0	Made in UK
1.6 Eng.1ZRFE (91kW)	09-		R		22-0746-0		Ake	Th 15,5	Made in Japan
	09-		R		22-0796-0		Bosch	Th 16,0	Made in UK
	07-		F		22-0747-0		Ake	Th 17,5	Made in Japan
	4/07-		F		22-0794-0		Bosch	Th 19,0	Made in UK
1.8 Eng.2ZRFAE (108kW)	07-		R		22-0746-0		Ake	Th 15,5	Made in Japan
	4/07-		R		22-0796-0		Bosch	Th 16,0	Made in UK
	07-		F		23-0979			Ø 273,0 Th 26,0-24,0	Vent., Made in UK
	07-		F		23-0945			Ø 275,0 Th 22,0-19,0	Vent., Made in Japan
	07-		R		23-0977			Ø 259,0 Th 9,0-7,0	
	09-		F		22-0747-0		Ake	Th 17,5	Made in Japan
2.0 D-4D Eng.1ADFTV (93kW)	09-		F		22-0794-0		Bosch	Th 19,0	Made in UK
	09-		R		22-0746-0		Ake	Th 15,5	Made in Japan
	09-		R		22-0796-0		Bosch	Th 16,0	Made in UK
	07-		F		23-0978			Ø 295,0 Th 26,0-24,0	Vent.
2.2 D Eng.2ADFHV (130kW)	4/07-		F		22-0795-0		Bosch	Th 19,0	
	4/07-		R		22-0796-0		Bosch	Th 16,0	
	07-		F		23-0978			Ø 295,0 Th 26,0-24,0	Vent.
<b>Avalon 10/96-</b>									
2.4 16v (112kW)	8/01-		F		22-0429-0		Ake	Th 17,0	
	8/01-4/05		R		53-0442	53-0442K		170,0x40	Hand Brake
3.0 V6 24v Eng.1MZFE (135-140-150kW)	10/96-		F		22-0429-0		Ake	Th 17,0	
	10/96-		R		53-0442	53-0442K		170,0x40	Hand Brake
<b>Avensis I (T22), SW 9/97-3/03</b>									
1.6 (AT220) Eng.4AFE (66-70-74-78-81-85kW)	9/97-10/00		F		22-0287-0		Ate	Th 18,0	
	00-		R		22-0161-0		Ake	Th 15,0	
	97-10/00		F		23-0512			Ø 260,0 Th 25,0-23,0	Vent.
	9/97-10/00		R		53-0439	53-0439K		190,0x45	Hand Brake
	9/97-10/00		R		53-0430		Luc	228,6x35	
	97-10/00		R		18-0109			Ø 228,6	
	97-00		R		51-0179		Luc	Ø 20,64 228,6x35	LUC
1.6 VVT-i Eng.3ZZFE (81kW)	-01		F		22-0166-0		Ake	Th 15,5	
	01-		F		22-0448-0		Ate	Th 18,5	
	00-01		R		22-0161-0		Ake	Th 15,0	
	01-		R		22-0449-0		Gir	Th 15,5	
	00-03		F		23-0512			Ø 260,0 Th 25,0-23,0	Vent., Rear Drum Brake, 14Inch Wheels
	8/01-03		F		23-0845			Ø 276,0 Th 25,0-23,0	Vent., Rear Disc Brake, 15Inch Wheels
	00-6/01		R		23-0971			Ø 288,0 Th 10,0-8,5	
	7/01-03		R		23-0856			Ø 271,0 Th 10,0-9,0	
	10/00-3/03		R		53-0444	53-0444K		170,0x40	
	10/00-3/03		R		53-0439	53-0439K		190,0x45	Hand Brake
	00-03		R		18-0109			Ø 228,6	






















































		Spare Parts	F/R	L/R	METELLI ref.	METELLI ref. w/KIT		DIMENSIONS mm.	NOTE
1.6 VVT-i Eng.3ZZFE (81kW)	00-03		R		51-0179		Luc	Ø 20,64 228,6x35	LUC
1.8 16v (AT221) Eng.7AFE (79-81-85-86kW)	9/97-10/00		F		22-0166-0		Ake	Th 15,5	
	00-		R		22-0161-0		Ake	Th 15,0	
	97-10/00		F		23-0512			Ø 260,0 Th 25,0-23,0	Vent.
	9/97-10/00		R		53-0439	53-0439K		190,0x45	Hand Brake
	9/97-10/00		R		53-0430		Luc	228,6x35	
	97-10/00		R		18-0109			Ø 228,6	
1.8 16v VVTi Eng.1ZZFE (92-95-99-103kW)	00-03		R		51-0179		Luc	Ø 20,64 228,6x35	LUC
	-01		F		22-0166-0		Ake	Th 15,5	
	01-		F		22-0448-0		Ate	Th 18,5	
	00-01		R		22-0161-0		Ake	Th 15,0	
	01-		R		22-0449-0		Gir	Th 15,5	
	8/01-		F		23-0845			Ø 276,0 Th 25,0-23,0	Vent., Rear Disc Brake, 15Inch Wheels
	00-6/01		R		23-0971			Ø 288,0 Th 10,0-8,5	
	7/01-03		R		23-0856			Ø 271,0 Th 10,0-9,0	
	10/00-3/03		R		53-0444	53-0444K		170,0x40	
	10/00-3/03		R		53-0439	53-0439K		190,0x45	Hand Brake
	00-03		R		18-0109			Ø 228,6	
2.0 16v (ST220) Eng.3SFE (90-95-98kW)	00-03		R		51-0179		Luc	Ø 20,64 228,6x35	LUC
	9/97-10/00		F		22-0166-0		Ake	Th 15,5	
	00-		R		22-0161-0		Ake	Th 15,0	
	97-10/00		F		23-0512			Ø 260,0 Th 25,0-23,0	Vent., Rear Drum Brake, 14Inch Wheels
	7/01-2/03		F		23-0845			Ø 276,0 Th 25,0-23,0	Vent., Rear Disc Brake
	9/97-10/00		R		53-0439	53-0439K		190,0x45	Hand Brake
	9/97-10/00		R		53-0430		Luc	228,6x35	
	97-10/00		R		18-0109			Ø 228,6	
2.0 D-4D Eng.1CDFTV (81kW)	97-00		R		51-0179		Luc	Ø 20,64 228,6x35	LUC
	-01		F		22-0166-0		Ake	Th 15,5	
	01-		F		22-0448-0		Ate	Th 18,5	
	00-01		R		22-0161-0		Ake	Th 15,0	
	01-		R		22-0449-0		Gir	Th 15,5	
	99-03		F		23-0512			Ø 260,0 Th 25,0-23,0	Vent., Rear Drum Brake, 14Inch Wheels
	8/01-03		F		23-0845			Ø 276,0 Th 25,0-23,0	Vent., Rear Disc Brake, 15Inch Wheels
	7/01-03		R		23-0856			Ø 271,0 Th 10,0-9,0	
	10/99-3/03		R		53-0439	53-0439K		190,0x45	Hand Brake
	10/99-3/03		R		53-0430		Luc	228,6x35	
	99-03		R		18-0109			Ø 228,6	
2.0 TD (CT220) Eng.2CTE (66kW)	99-03		R		51-0179		Luc	Ø 20,64 228,6x35	LUC
	9/97-3/03		F		22-0287-0		Ate	Th 18,0	
	97-03		F		23-0512			Ø 260,0 Th 25,0-23,0	Vent., Rear Drum Brake, 14Inch Wheels
	8/01-		F		23-0845			Ø 276,0 Th 25,0-23,0	Vent., Rear Disc Brake, 15Inch Wheels
	9/97-3/03		R		53-0439	53-0439K		190,0x45	Hand Brake
	9/97-3/03		R		53-0430		Luc	228,6x35	
	97-03		R		18-0109			Ø 228,6	
2.0 VVT-i Eng.1AZFE/ FSE (110kW)	97-03		R		51-0179		Luc	Ø 20,64 228,6x35	LUC
	-01		F		22-0166-0		Ake	Th 15,5	
	01-		F		22-0448-0		Ate	Th 18,5	
	00-01		R		22-0161-0		Ake	Th 15,0	
	01-		R		22-0449-0		Gir	Th 15,5	
	00-03		F		23-0512			Ø 260,0 Th 25,0-23,0	Vent., Mod. Terra, 14Inch Wheels
	8/01-03		F		23-0845			Ø 276,0 Th 25,0-23,0	Vent., Rear Disc Brake, 15Inch Wheels
	00-6/01		R		23-0971			Ø 288,0 Th 10,0-8,5	
	7/01-03		R		23-0856			Ø 271,0 Th 10,0-9,0	
	10/00-3/03		R		53-0444	53-0444K		170,0x40	
	10/00-3/03		R		53-0439	53-0439K		190,0x45	Hand Brake
<b>Avensis II (T25), SW 4/03-1/09</b>									
1.6 VVT-i Eng.3ZZFE (81kW)	03-09		F		22-0450-0		Bosch	Th 18,5	
	03-09		R		22-0451-0		Bosch	Th 16,5	
	03-09		F		23-0970			Ø 277,0 Th 26,0-24,0	Vent., +ABS
4/03-1/09		R		53-0443	53-0443K		174,0x32		
1.8 16v VVTi Eng.1ZZFE (95kW)	03-09		F		22-0450-0		Bosch	Th 18,5	
	03-09		R		22-0451-0		Bosch	Th 16,5	
	03-09		F		23-0970			Ø 277,0 Th 26,0-24,0	Vent., +ABS
	4/03-1/09		R		53-0443	53-0443K		174,0x32	
2.0 Eng.1AZFSE (108kW)	03-09		F		22-0450-0		Bosch	Th 18,5	
	03-09		R		22-0451-0		Bosch	Th 16,5	
	03-09		F		23-0970			Ø 277,0 Th 26,0-24,0	Vent., +ABS



























































		Spare Parts	F/R	L/R	METELLI ref.	METELLI ref. w/KIT		DIMENSIONS mm.	NOTE
2.0 Eng.1AZFSE (108kW)	03-09 4/03-1/09	 	F R		23-0854 53-0443	53-0443K		Ø 295,0 Th 26,0-24,0 174,0x32	Vent.
2.0 D-4D Eng.1ADFTV (93kW)	06-09 06-09 06-09 3/06-1/09	   	F R F R		22-0450-0 22-0451-0 23-0854 53-0443		Bosch Bosch	Th 18,5 Th 16,5 Ø 295,0 Th 26,0-24,0 174,0x32	Vent.
2.0 D-4D Eng.1CDFTV (85kW)	03-09 03-09 03-09 4/03-1/09	   	F R F R		22-0450-0 22-0451-0 23-0854 53-0443		Bosch Bosch	Th 18,5 Th 16,5 Ø 295,0 Th 26,0-24,0 174,0x32	Vent., Only 85kw
2.2 D-4D Eng.2ADFTV (110kW)	05-09 05-09 03-09 10/05-1/09	   	F R F R		22-0450-0 22-0451-0 23-0854 53-0443		Bosch Bosch	Th 18,5 Th 16,5 Ø 295,0 Th 26,0-24,0 174,0x32	Vent.
2.2 D-CAT Eng.2ADFHV (130kW)	05-09 05-09 03-09 7/05-1/09	   	F R F R		22-0450-0 22-0451-0 23-0854 53-0443		Bosch Bosch	Th 18,5 Th 16,5 Ø 295,0 Th 26,0-24,0 174,0x32	Vent.
2.4 Eng.2AZFSE (120kW)	03-09 03-09 03-09 10/03-1/09	   	F R F R		22-0450-0 22-0451-0 23-0854 53-0443		Bosch Bosch	Th 18,5 Th 16,5 Ø 295,0 Th 26,0-24,0 174,0x32	Vent.
2.4 Eng.2AZFSE (125kW)	03-09 03-09 03-09 9/03-1/09	   	F R F R		22-0450-0 22-0451-0 23-0854 53-0443		Bosch Bosch	Th 18,5 Th 16,5 Ø 295,0 Th 26,0-24,0 174,0x32	Vent.
<b>Avensis Verso (M20) 8/01-</b>									
2.0 D4-D Eng.1CDFTV (85kW)	8/01- 8/01- 01- 8/01-	   	F R R R		22-0427-0 22-0428-0 23-0802 53-0439		Ake Ake	Th 17,0 Th 16,5 Ø 290,0 Th 12,0-10,0 190,0x45	Hand Brake
2.0 VVT-i Eng.1AZFE/ FSE (110kW)	8/01- 8/01- 01- 8/01-	   	F R R R		22-0427-0 22-0428-0 23-0802 53-0439		Ake Ake	Th 17,0 Th 16,5 Ø 290,0 Th 12,0-10,0 190,0x45	Hand Brake
<b>Aygo (KGB,WNB) 10/05-</b>									
1.0 VVT-i Eng.1KRFE (50kW)	10/05- 05- 10/05- 05- 05-	    	F F R R R		22-0637-0 23-0834 53-0438 18-0383 51-0183		Bosch	Th 17,5 Ø 247,0 Th 20,0-18,0 200,0x32 Ø 200,0 Ø 17,46 200,0x32	Vent. Hand Brake RAI
1.4 HDi Eng.DV4D (40kW)	7/05- 05- 7/05- 05- 05-	    	F F R R R		22-0637-0 23-0834 53-0438 18-0383 51-0183		Bosch	Th 17,5 Ø 247,0 Th 20,0-18,0 200,0x32 Ø 200,0 Ø 17,46 200,0x32	Vent. Hand Brake RAI
<b>Camry (V1)/ Vista/ Scepter 2/83-8/96</b>									
1.8 Eng.1SL (66-74kW)	2/83-10/86 2/83-10/86	 	F R		22-0108-0 53-0417		Ake Sum	Th 15,0 200,0x37	Hand Brake
1.8 GT Eng.3TG (77kW)	1/78-12/84		R		53-0417		Sum	200,0x37	Hand Brake
1.8 TD Eng.1CTL (48-54kW)	83-88 83-88	 	F F		22-0108-0 23-0289		Ake	Th 15,0 Ø 254,7 Th 22,0-21,0	Vent.
2.0 Eng.21R (77kW)	1/78-12/82		R		53-0408		Ake	228,6x41	Hand Brake
2.0 Eng.2SE/ 2SELC (73-89kW)	4/86-1/88		R		53-0442	53-0442K		170,0x40	Hand Brake
2.0 Eng.2SEL (79kW)	3/83-10/86 3/83-10/86	 	F R		22-0108-0 53-0417		Ake Sum	Th 15,0 200,0x37	Hand Brake
2.2 (SXV10), SW Eng.5SFE (100kW)	6/91-8/96 6/91-8/96 91-96 6/91-8/96	   	F R F R		22-0149-0 22-0161-0 23-0494 53-0442		Ake Ake	Th 17,5 Th 15,0 Ø 255,0 Th 28,0-26,0 170,0x40	Vent. Hand Brake
3.0 (VCV10), SW Eng.3VZFE (138kW)	6/91-8/96 6/91-8/96 6/91-8/96	  	F R R		22-0167-0 22-0161-0 53-0442		Ake Ake	Th 17,0 Th 15,0 170,0x40	Hand Brake
<b>Camry (V2), SW 10/86-5/91</b>									
1.8 i (SV20) Eng.1SL (66-74kW)	10/86-8/88 86-88 10/86-8/88	  	F F R		22-0067-0 23-0289 53-0417		Ake Sum	Th 15,5 Ø 254,7 Th 22,0-21,0 200,0x37	Vent. Hand Brake

























































		Spare Parts	F/R	L/R	METELLI ref.	METELLI ref. w/KIT		DIMENSIONS mm.	NOTE
1.8 i (SV20) Eng.1SL (66-74kW)	86-88		R		18-0119			Ø 200,0	Exc. SW
2.0 16v, 4WD (SV21, SV25)	11/86-5/91		F		22-0067-0		Ake	Th 15,5	
Eng.3SFE (90-95-98kW)	11/86-5/91		R		22-0161-1		Ake	Th 15,0	+ABS
	11/86-5/91		R		53-0442	53-0442K		170,0x40	Hand Brake
	11/86-5/91		R		53-0423			200,0x37	Van, Hand Brake
	11/86-5/91		R		53-0417		Sum	200,0x37	Hand Brake
	86-91		R		18-0119			Ø 200,0	Exc. SW
2.0 TD (CV20) Eng.2CT (62-63kW)	11/86-5/91		F		22-0067-0		Ake	Th 15,5	
	11/86-5/91		R		22-0161-1		Ake	Th 15,0	+ABS
	86-91		F		23-0289			Ø 254,7 Th 22,0-21,0	Vent.
	11/86-5/91		R		53-0423			200,0x37	Van, Hand Brake
	11/86-5/91		R		53-0417		Sum	200,0x37	Hand Brake
	86-91		R		18-0119			Ø 200,0	Exc. SW
2.5 V6 GXI (VZV21) Eng.2VZFE (118kW)	2/88-5/91		F		22-0227-0		Ake	Th 15,5	
	2/88-5/91		R		22-0161-1		Ake	Th 15,0	
	2/88-5/91		R		53-0442	53-0442K		170,0x40	Hand Brake
	2/88-5/91		R		53-0417		Sum	200,0x37	Hand Brake
	88-91		R		18-0119			Ø 200,0	Exc. SW
<b>Camry (V20) 8/96-11/01</b>									
2.2 Eng.5SFE (93kW)	00-		F		22-0429-0		Ake	Th 17,0	
	-00		R		22-0161-0		Ake	Th 15,0	
	00-		R		22-0752-0		Ake	Th 15,5	
	11/00-11/01		R		53-0444	53-0444K		170,0x40	
2.2 Eng.5SFE (96kW)	-98		F		22-0149-0		Ake	Th 17,5	
	98-		F		22-0429-0		Ake	Th 17,0	
	-00		R		22-0161-0		Ake	Th 15,0	
	00-		R		22-0752-0		Ake	Th 15,5	
	8/96-11/01		R		53-0444	53-0444K		170,0x40	
3.0 V6 24v Eng.1MZFE (135kW)	4/00-11/01		F		22-0429-0		Ake	Th 17,0	
	-00		R		22-0161-0		Ake	Th 15,0	
	00-		R		22-0752-0		Ake	Th 15,5	
	4/00-11/01		R		53-0444	53-0444K		170,0x40	
3.0 V6 24v Eng.1MZFE (140kW)	8/96-11/01		F		22-0429-0		Ake	Th 17,0	
	-00		R		22-0161-0		Ake	Th 15,0	
	00-		R		22-0752-0		Ake	Th 15,5	
	8/96-11/01		R		53-0444	53-0444K		170,0x40	
<b>Camry (V30) 11/01-</b>									
2.4 VVTi Eng.2AZFE (112kW)	11/01-		F		22-0751-0		Ake	Th 17,5	
	11/01-		R		22-0753-0		Ake	Th 15,5	
	11/01-		R		53-0444	53-0444K		170,0x40	
3.0 V6 24v Eng.1MZFE (137kW)	11/01-		F		22-0751-0		Ake	Th 17,5	
	11/01-		R		22-0753-0		Ake	Th 15,5	
	11/01-		R		53-0444	53-0444K		170,0x40	
<b>Carina I (TA1) 5/73-3/78</b>									
1.6 Eng.2T (55kW)	76-78		F		23-0148			Ø 228,0 Th 10,0-9,0	13Inch Wheels
1.6 Eng.2TB (63kW)	75-78		F		23-0148			Ø 228,0 Th 10,0-9,0	13Inch Wheels
1.6 (TA12) (58kW)	73-78		F		23-0148			Ø 228,0 Th 10,0-9,0	13Inch Wheels
<b>Carina I (TA4, TA6), SW 8/77-2/87</b>									
1.4 Eng.T (70kW)	1/70-12/79		R		53-0408		Ake	228,6x41	Hand Brake
1.6 GT Coupé (TA4C) (Exc. SW)	78-80		F		23-0148			Ø 228,0 Th 10,0-9,0	13Inch Wheels
Eng.2TG (65-81kW)									
1.6 ST (TA4C, TA60) (Exc. SW)	81-		F		22-0441-0		Ake	Th 15,0	Mod. TA6
Eng.2TB/ 4AL (63-66kW)	81-83		F		22-0441-0		Ake	Th 15,0	
	77-80		F		23-0148			Ø 228,0 Th 10,0-9,0	13Inch Wheels
	8/77-8/85		R		53-0408		Ake	228,6x41	Hand Brake
1.6, LT Coupé Eng.2T (55kW)	81-83		F		22-0441-0		Ake	Th 15,0	
	78-80		F		23-0148			Ø 228,0 Th 10,0-9,0	13Inch Wheels
	1/78-9/83		R		53-0408		Ake	228,6x41	Hand Brake
1.8 Eng.3T (63-70kW)	82-83		F		22-0441-0		Ake	Th 15,0	
	1/82-2/87		R		53-0408		Ake	228,6x41	Hand Brake
1.8 Eng.3TC (57kW)	81-83		F		22-0441-0		Ake	Th 15,0	
	78-80		F		23-0148			Ø 228,0 Th 10,0-9,0	13Inch Wheels
	1/78-5/83		R		53-0408		Ake	228,6x41	Hand Brake
1.8 D Eng.1C (48kW)	4/82-9/83		R		53-0408		Ake	228,6x41	Hand Brake
<b>Carina II (T15) 10/83-11/87</b>									
1.6 (AT151) Eng.4AL (62-63kW)	10/83-11/87		F		22-0108-0		Ake	Th 15,0	
	83-87		F		23-0224			Ø 243,0 Th 22,0-21,0	Vent., 13Inch Wheels



























































		Spare Parts	F/R	L/R	METELLI ref.	METELLI ref. w/KIT		DIMENSIONS mm.	NOTE
1.6 (AT151) Eng.4AL (62-63kW)	10/83-11/87		R		53-0417		Sum	200,0x37	Hand Brake
	83-87		R		18-0115			Ø 200,0	
1.6 (AT151) Eng.4ALC (55-89kW)	10/83-11/87		F		22-0108-0		Ake	Th 15,0	
	83-87		F		23-0224			Ø 243,0 Th 22,0-21,0	Vent.
	10/83-11/87		R		53-0417		Sum	200,0x37	Hand Brake
	83-87		R		18-0115			Ø 200,0	
1.8 GLI (ST150) Eng.1SL (74kW)	10/83-11/87		F		22-0108-0		Ake	Th 15,0	
	83-87		F		23-0224			Ø 243,0 Th 22,0-21,0	Vent.
	10/83-11/87		R		53-0417		Sum	200,0x37	Hand Brake
	83-87		R		18-0115			Ø 200,0	
2.0 D (CT150) Eng.2C/ L (50-51-53kW)	12/85-11/87		F		22-0108-0		Ake	Th 15,0	
	85-87		F		23-0224			Ø 243,0 Th 22,0-21,0	Vent.
	12/85-11/87		R		53-0417		Sum	200,0x37	Hand Brake
	85-87		R		18-0115			Ø 200,0	
<b>Carina II (T17), SW 12/87-6/93</b>									
1.6 (AT171) Eng.4AF (66kW)	12/87-11/89		F		22-0108-0		Ake	Th 15,0	13Inch Wheels
	12/87-11/89		F		22-0067-0		Ake	Th 15,5	14Inch Wheels
	87-89		F		23-0363			Ø 238,0 Th 22,0-21,0	Vent., 13Inch Wheels
	87-89		F		23-0289			Ø 254,7 Th 22,0-21,0	Vent., 14Inch Wheels
	12/87-11/89		R		53-0417		Sum	200,0x37	Hand Brake
	87-89		R		18-0116			Ø 200,0	13Inch Wheels
1.6 (AT171) Eng.4AFE (72-75kW)	12/87-3/92		F		22-0108-0		Ake	Th 15,0	13Inch Wheels
	12/87-3/92		F		22-0067-0		Ake	Th 15,5	14Inch Wheels
	87-92		F		23-0363			Ø 238,0 Th 22,0-21,0	Vent., 13Inch Wheels
	87-92		F		23-0289			Ø 254,7 Th 22,0-21,0	Vent., 14Inch Wheels
	12/87-3/92		R		53-0417		Sum	200,0x37	Hand Brake
	87-92		R		18-0116			Ø 200,0	13Inch Wheels
1.6 16v Eng.4AGE (89-95kW)	1/88-12/92		F		22-0108-0		Ake	Th 15,0	13Inch Wheels
	1/88-12/92		F		22-0067-0		Ake	Th 15,5	14Inch Wheels
	1/88-12/92		R		53-0417		Sum	200,0x37	Hand Brake
2.0 16v (ST182/3) Eng.3SGE (115kW)	8/89-6/93		F		22-0108-0		Ake	Th 15,0	13Inch Wheels
	8/89-6/93		F		22-0067-0		Ake	Th 15,5	14Inch Wheels
	8/89-6/93		R		22-0161-1		Ake	Th 15,0	
	8/89-6/93		R		53-0417		Sum	200,0x37	Hand Brake
2.0 D Eng.2C/ L (53-54kW)	3/88-6/93		F		22-0108-0		Ake	Th 15,0	13Inch Wheels
	3/88-6/93		F		22-0067-0		Ake	Th 15,5	14Inch Wheels
	88-93		F		23-0363			Ø 238,0 Th 22,0-21,0	Vent.
	3/88-6/93		R		53-0417		Sum	200,0x37	Hand Brake
	88-93		R		18-0116			Ø 200,0	
2.0 GLI (ST171) Eng.3SFE (90-95-98kW)	12/87-3/92		F		22-0108-0		Ake	Th 15,0	13Inch Wheels
	12/87-3/92		F		22-0067-0		Ake	Th 15,5	14Inch Wheels
	12/87-3/92		R		22-0161-1		Ake	Th 15,0	
	87-92		F		23-0363			Ø 238,0 Th 22,0-21,0	Vent., 13Inch Wheels
	87-92		F		23-0289			Ø 254,7 Th 22,0-21,0	Vent., 14Inch Wheels
	12/87-3/92		R		53-0417		Sum	200,0x37	Hand Brake
87-92		R		18-0116			Ø 200,0	13Inch Wheels	
<b>Carina III E (T19), SW 4/92-9/97</b>									
1.6 (AT190) Eng.4AFE (73-85kW)	12/93-9/97		F		22-0149-0		Ake	Th 17,5	
	93-97		F		23-0646			Ø 255,0 Th 25,0-24,0	Vent.
	12/93-9/97		R		53-0417		Sum	200,0x37	Hand Brake
	93-97		R		18-0122			Ø 200,0	
1.6 16v (AT190) (Exc. SW) Eng.4AFE (78kW)	12/93-9/97		F		22-0149-0		Ake	Th 17,5	
	93-97		F		23-0646			Ø 255,0 Th 25,0-24,0	Vent.
	12/93-9/97		R		53-0432		Luc	200,0x35	
	93-97		R		18-0122			Ø 200,0	
1.6 GLi (Exc. SW) Eng.4AFE (79kW)	10/95-9/97		F		22-0149-0		Ake	Th 17,5	
	95-97		F		23-0646			Ø 255,0 Th 25,0-24,0	Vent.
	10/95-9/97		R		53-0432		Luc	200,0x35	
95-97		R		18-0122			Ø 200,0		
1.8 (T190) Eng.4SFE	8/92-12/94		F		22-0149-0		Ake	Th 17,5	
	8/92-12/94		R		53-0432		Luc	200,0x35	
1.8 16v (AT191) Eng.7AFE (79-81-85-86kW)	1/95-9/97		F		22-0149-0		Ake	Th 17,5	
	95-97		F		23-0447			Ø 255,0 Th 28,0-27,0	Vent.
	1/95-9/97		R		53-0432		Luc	200,0x35	
	95-97		R		18-0122			Ø 200,0	
2.0 16v (ST191) Eng.3SFE (93kW)	12/93-9/97		F		22-0166-0		Ake	Th 15,5	
	12/93-9/97		R		22-0161-0		Ake	Th 15,0	

		Spare Parts	F/R	L/R	METELLI ref.	METELLI ref. w/KIT		DIMENSIONS mm.	NOTE
2.0 16v (ST191) Eng.3SFE (93kW)	93-97		F		23-0647			Ø 255,0 Th 28,0-26,0	Vent.
	93-97		R		18-0122			Ø 200,0	Incl. SW
2.0 D (CT190) Eng.2C (53kW)	4/92-1/96		F		22-0149-0		Ake	Th 17,5	
	92-96		F		23-0646			Ø 255,0 Th 25,0-24,0	Vent., FR
	4/92-1/96		R		53-0432		Luc	200,0x35	
	4/92-1/96		R		53-0417		Sum	200,0x37	Hand Brake
	92-96		R		18-0122			Ø 200,0	Incl. SW
2.0 GLI (ST191) Eng.3SFE (90-95-98kW)	4/92-9/97		F		22-0149-0		Ake	Th 17,5	
	92-97		F		23-0647			Ø 255,0 Th 28,0-26,0	Vent.
	4/92-9/97		R		53-0432		Luc	200,0x35	
	4/92-9/97		R		53-0417		Sum	200,0x37	Hand Brake
	92-97		R		18-0122			Ø 200,0	Incl. SW
2.0 GTi (ST191) (Exc. SW) Eng.3SGE (116kW)	4/92-2/94		F		22-0166-0		Ake	Th 15,5	
	4/92-2/94		R		22-0161-0		Ake	Th 15,0	
	92-94		F		23-0647			Ø 255,0 Th 28,0-26,0	Vent.
	4/92-2/94		R		53-0432		Luc	200,0x35	
2.0 GTi 16v (ST191) (Exc. SW) Eng.3SGE (115-125-129kW)	3/94-9/97		F		22-0166-0		Ake	Th 15,5	
	3/94-9/97		R		22-0161-0		Ake	Th 15,0	
	3/94-9/97		R		53-0444	53-0444K		170,0x40	
2.0 TD (CT190) Eng.2CT (61-62kW)	1/96-9/97		F		22-0149-0		Ake	Th 17,5	
	96-97		F		23-0646			Ø 255,0 Th 25,0-24,0	Vent.
	96-97		F		23-0447			Ø 255,0 Th 28,0-27,0	Vent., FR
	1/96-9/97		R		53-0432		Luc	200,0x35	
	96-97		R		18-0122			Ø 200,0	
<b>Celica I (TA2) 5/73-3/78</b>									
1.4 Eng.T (70kW)	1/70-12/77		R		53-0408		Ake	228,6x41	Hand Brake
1.6 (TA2) Eng.2T (55kW)	76-78		F		23-0148			Ø 228,0 Th 10,0-9,0	13Inch Wheels
1.6 GT (TA2, TA22) Eng.2TG (79kW)	74-78		F		23-0148			Ø 228,0 Th 10,0-9,0	
1.6 LT (TA22) (58kW)	73-78		F		23-0148			Ø 228,0 Th 10,0-9,0	13Inch Wheels
1.6 ST (TA2, TA22) Eng.2TB (55-63kW)	73-78		F		23-0148			Ø 228,0 Th 10,0-9,0	13Inch Wheels
2.0 Eng.18R (63kW)	75-77		F		23-0148			Ø 228,0 Th 10,0-9,0	13Inch Wheels
	10/75-7/77		R		53-0408		Ake	228,6x41	Hand Brake
2.2 Eng.20R (71-81kW)	75-77		F		23-0148			Ø 228,0 Th 10,0-9,0	13Inch Wheels
<b>Celica II (TA60, RA40, RA6) 8/77-10/86</b>									
1.6 Eng.2T (55kW)	1/78-12/80		F		22-0243-0		Sum	Th 15,5	
	1/78-12/80		R		53-0408		Ake	228,6x41	Hand Brake
1.6 GT Eng.2TG (80kW)	-81		F		22-0243-0		Sum	Th 15,5	
	81-		F		22-0441-0		Ake	Th 15,0	Mod. TA6
	81-		F		22-0425-0		Ake	Th 15,5	Mod. RA6
	1/76-12/84		R		53-0408		Ake	228,6x41	Hand Brake
1.6 GT 16v Coupé Eng.4AGE (91kW)	12/83-10/86		F		22-0425-0		Ake	Th 15,5	Mod. RA6
	83-86		F		22-0441-0		Ake	Th 15,0	Mod. TA6
	12/83-10/86		R		53-0417		Sum	200,0x37	Hand Brake
1.6 ST (TA60) Eng.2TB (63-66-80kW)	77-81		F		22-0243-0		Sum	Th 15,5	
	81-		F		22-0441-0		Ake	Th 15,0	
	8/77-8/85		R		53-0408		Ake	228,6x41	Hand Brake
1.8 Eng.3T (70kW)	1/77-12/82		R		53-0408		Ake	228,6x41	Hand Brake
2.0 Eng.2SC	8/83-8/84		F		22-0425-0		Ake	Th 15,5	
2.0 Coupé Eng.18RG (87-88kW)	1/82-10/86		F		22-0425-0		Ake	Th 15,5	
2.0 Coupé, XT Eng.21R/ 21RC (77kW)	1/82-10/86		F		22-0425-0		Ake	Th 15,5	
2.0 GT (RA63) Eng.18RG (87-90kW)	-81		F		22-0243-0		Sum	Th 15,5	
	81-		F		22-0425-0		Ake	Th 15,5	
2.0 XT (RA40) Eng.18R (65-66kW)	1/80-12/82		F		22-0243-0		Sum	Th 15,5	
<b>Celica III (T16) 8/85-8/90</b>									
1.6 Eng.4AL (63kW)	4/86-2/90		F		22-0108-0		Ake	Th 15,0	
	86-90		F		23-0224			Ø 243,0 Th 22,0-21,0	Vent.
	4/86-2/90		R		53-0417		Sum	200,0x37	Hand Brake
	86-90		R		18-0116			Ø 200,0	
1.6 GT Eng.4AGELC (85-89kW)	8/87-8/89		F		22-0108-0		Ake	Th 15,0	
	87-89		F		23-0224			Ø 243,0 Th 22,0-21,0	Vent.
	8/87-8/89		R		53-0417		Sum	200,0x37	Hand Brake
1.6 GT 16v Eng.4AGEL (91kW)	9/85-8/89		F		22-0108-0		Ake	Th 15,0	
	85-89		F		23-0224			Ø 243,0 Th 22,0-21,0	Vent.
	9/85-8/89		R		53-0442	53-0442K		170,0x40	Hand Brake






























































			Spare Parts	F/R	L/R	METELLI ref.	METELLI ref. w/KIT		DIMENSIONS mm.	NOTE
1.6 GT 16v Eng.4AGEL (91kW)	85-89		R			18-0116			Ø 200,0	
1.8 (ST160) Eng.1SLU (66-74kW)	8/85-12/89		R			53-0417		Sum	200,0x37	Hand Brake
2.0 Eng.2S (89kW)	1/86-12/87		R			53-0417		Sum	200,0x37	Rear Drum Brake, Hand Brake
2.0 (ST162) Eng.3SF	8/87-8/89		R			53-0417		Sum	200,0x37	Rear Drum Brake, Hand Brake
2.0 GT, Cabrio (ST162) Eng.3SGELC (103kW)	9/85-8/90		F			22-0108-0		Ake	Th 15,0	
	9/85-8/90		R			22-0161-1		Ake	Th 15,0	
	9/85-8/90		R			53-0442	53-0442K		170,0x40	Hand Brake
	9/85-8/90		R			53-0417		Sum	200,0x37	Liftback (16TC), Hand Brake
2.0 T. 4WD Coupé Eng.3SGTE (136kW)	3/88-8/90		F			22-0108-0		Ake	Th 15,0	
	3/88-8/90		R			22-0161-1		Ake	Th 15,0	
2.0, GT, Cabrio (ST162) Eng.3SGEL (110kW)	8/85-8/90		F			22-0108-0		Ake	Th 15,0	
	8/85-8/90		R			22-0161-1		Ake	Th 15,0	
	8/85-8/90		R			53-0442	53-0442K		170,0x40	Hand Brake
	8/85-8/90		R			53-0417		Sum	200,0x37	Liftback (16TC), Hand Brake
<b>Celica IV (T18) 10/89-1/94</b>										
1.6 STI (AT180) Coupé Eng.4AFE (66-70-74-78-81-85kW)	-91		F			22-0108-0		Ake	Th 15,0	
	91-		F			22-0067-0		Ake	Th 15,5	
	89-94		F			23-0255			Ø 255,0 Th 25,0-23,0	Vent.
	10/89-1/94		R			53-0423			200,0x37	Hand Brake
2.0 GTi (ST182) Coupé, Cabrio Eng.3SGE (115-118kW)	89-94		R			18-0119			Ø 200,0	+ABS
	10/89-1/94		F			22-0067-0		Ake	Th 15,5	
	-91		R			22-0161-1		Ake	Th 15,0	
	91-		R			22-0161-0		Ake	Th 15,0	
2.0 T. 4WD (ST185) Coupé Eng.3SGTE (150-153kW)	89-94		F			23-0255			Ø 255,0 Th 25,0-23,0	Vent.
	10/89-1/94		R			53-0423			200,0x37	Hand Brake
	89-94		R			18-0119			Ø 200,0	+ABS
	10/89-1/94		F			22-0067-0		Ake	Th 15,5	
2.2 (ST184) Eng.5SFE (100kW)	-91		R			22-0161-1		Ake	Th 15,0	
	91-		R			22-0161-0		Ake	Th 15,0	
	89-94		F			23-0256			Ø 276,9 Th 25,0-23,0	Vent.
	10/89-1/94		R			53-0442	53-0442K		170,0x40	Hand Brake
<b>Celica V (T20) 11/93-11/99</b>										
1.8 16v (AT200/ST) Eng.7AFE (79-81-85-86kW)	11/93-11/99		F			22-0149-0		Ake	Th 17,5	
	11/93-11/99		R			22-0161-0		Ake	Th 15,0	
	93-99		F			23-0646			Ø 255,0 Th 25,0-24,0	Vent.
	11/93-11/99		R			53-0444	53-0444K		170,0x40	
2.0 i T. 4WD (ST205) Eng.3SGTE (178kW)	2/94-11/99		R			53-0444	53-0444K		170,0x40	
2.0i 16v (ST202/GT) Eng.3SGE (129kW)	11/93-11/99		F			22-0167-0		Ake	Th 17,0	
	11/93-11/99		R			22-0161-0		Ake	Th 15,0	
	11/93-11/99		R			53-0444	53-0444K		170,0x40	
2.0i 16v, Cabrio Eng.3SGE (115-125kW)	4/96-11/99		F			22-0167-0		Ake	Th 17,0	
	4/96-11/99		R			22-0161-0		Ake	Th 15,0	
	4/96-11/99		R			53-0444	53-0444K		170,0x40	
<b>Celica VI (ZZT23) 11/99-</b>										
1.8 16v VVTi Eng.1ZZFE (92-95-99-103-105kW)	11/99-		F			22-0423-0		Ake	Th 16,0	
	11/99-		R			22-0424-0		Ake	Th 14,0	
	99-7/02		F			23-0646			Ø 255,0 Th 25,0-24,0	Vent.
	11/99-		R			53-0443	53-0443K		174,0x32	
1.8 VVTLi TS (ZZT231) Eng.2ZZGE (141-165kW)	11/99-		F			22-0614-0		Ake	Th 17,5	
	11/99-		R			22-0424-0		Ake	Th 14,0	
	11/99-		R			53-0443	53-0443K		174,0x32	
<b>Corolla I (KE, TE) 11/66-12/80</b>										
1.2, Coupé, SW Eng.3KB/ C/ H (40-43kW)	8/74-12/80		F			22-0440-0		Sum	Th 14,5	
	74-80		F			23-0089			Ø 218,0 Th 10,0-9,0	
	74-80		F			53-0390		Sum	220,0x40	
	74-80		R			18-0126			Ø 200,0	KE30,35,36,50
1.4 Eng.T (70kW)	1/70-12/79		R			53-0408		Ake	228,6x41	Hand Brake
1.6 GT Eng.2TG (65kW)	1/76-12/79		R			53-0408		Ake	228,6x41	Hand Brake
1.6 LiftB. Eng.2T (55kW)	9/76-1/80		F			22-0228-0		Sum	Th 14,0	
	76-80		F			23-0148			Ø 228,0 Th 10,0-9,0	
	9/76-1/80		R			53-0408		Ake	228,6x41	Hand Brake
1.6 LiftB. Eng.2TB (62kW)	9/76-1/80		F			22-0228-0		Sum	Th 14,0	
	76-80		F			23-0148			Ø 228,0 Th 10,0-9,0	
	9/76-1/80		R			53-0408		Ake	228,6x41	Hand Brake










































		Spare Parts	F/R	L/R	METELLI ref.	METELLI ref. w/KIT		DIMENSIONS mm.	NOTE	
<b>Corolla II (E7) 9/79-9/83</b>										
1.3 Eng.2A (54kW)	1/79-12/83		R		53-0409		Ake	200,0x36	Hand Brake	
1.3 (KE70), SW, LiftB. Eng.4KC (43-48kW)	2/82-1/83		F		22-0228-0		Sum	Th 14,0		
	82-83		F		23-0150			Ø 229,0 Th 12,5-11,5		
1.6 (TE71) LiftB. Eng.2TB (63kW)	2/82-1/83		R		53-0409		Ake	200,0x36	Hand Brake	
	79-83		F		23-0150			Ø 229,0 Th 12,5-11,5		
1.6 (TE71), LiftB. Eng.2T (55kW)	9/79-5/83		R		53-0409		Ake	200,0x36	Hand Brake	
	9/79-5/83		R		53-0408		Ake	228,6x41	Liftback, Hand Brake	
	79-83		F		22-0228-0		Sum	Th 14,0		
1.6 (TE71), LiftB. Eng.2T (55kW)	9/79-5/83		F		23-0150			Ø 229,0 Th 12,5-11,5		
	79-83		R		53-0409		Ake	200,0x36	Hand Brake	
1.6 (TE71), LiftB. Eng.2T (55kW)	9/79-5/83		R		53-0408		Ake	228,6x41	Liftback, Hand Brake	
	79-83		F		22-0228-0		Sum	Th 14,0		
1.6 GT (TE71) LiftB. Eng.2TG (81kW)	5/80-9/83		R		53-0408		Ake	228,6x41	Hand Brake	
	5/80-9/83		R		53-0408		Ake	228,6x41	Liftback, Hand Brake	
	5/80-9/83		R		53-0408		Ake	228,6x41	Liftback, Hand Brake	
	80-83		R		18-0126			Ø 200,0		
1.8 (TE72) LiftB. Eng.3TC (57kW)	9/79-5/82		R		53-0409		Ake	200,0x36	Hand Brake	
	9/79-5/82		R		53-0408		Ake	228,6x41	Liftback, Hand Brake	
	79-82		R		18-0126			Ø 200,0	Sweden/Switzerland	
1.8 D (CE70), SW Eng.1C (43-48kW)	1/83-9/83		F		22-0228-0		Sum	Th 14,0		
	1/83-9/83		R		53-0409		Ake	200,0x36	Van, Hand Brake	
<b>Corolla III (E8) 5/83-5/88</b>										
1.3 Eng.4K (43kW)	1/83-12/88		R		53-0419		Sum	200,0x37		
1.3 (AE80), LiftB. Eng.2AL (51kW)	83-12/84		F		22-0108-0		Ake	Th 15,0		
	83-12/84		F		23-0222			Ø 243,0 Th 13,5-12,5		
	6/83-12/84		R		53-0419		Sum	200,0x37		
	1/86-88		R		18-0116			Ø 200,0		
	83-12/85		R		18-0115			Ø 200,0	Incl. Sedan	
1.3 (AE80/EE80), LiftB., Compact FX Eng.2EL/2ELC (55-68kW)	10/84-8/87		F		22-0108-0		Ake	Th 15,0		
	84-87		F		23-0222			Ø 243,0 Th 13,5-12,5		
	10/84-8/87		R		53-0419		Sum	200,0x37		
	84-85		R		18-0115			Ø 200,0	Incl. Sedan	
1.6 (AE82), LiftB. Eng.4AL (62kW)	8/85-5/88		F		22-0108-0		Ake	Th 15,0		
	5/87-8/87		F		23-0715			Ø 243,0 Th 18,0-17,0	Vent.	
	83-5/87		F		23-0222			Ø 243,0 Th 13,5-12,5		
	6/83-8/87		R		53-0419		Sum	200,0x37		
	1/86-87		R		18-0116			Ø 200,0		
1.6 (AE82), LiftB., Compact FX Eng.4ALC (53kW)	83-12/85		R		18-0115			Ø 200,0		
	8/85-5/88		F		22-0108-0		Ake	Th 15,0		
	5/87-88		F		23-0715			Ø 243,0 Th 18,0-17,0	Vent.	
	85-5/87		F		23-0222			Ø 243,0 Th 13,5-12,5		
1.6 16v Coupé Eng.4AGEC (85kW)	8/85-5/88		R		53-0419		Sum	200,0x37		
	8/85-12/85		R		18-0115			Ø 200,0		
	86-88		R		18-0116			Ø 200,0		
	1.6 16v Coupé Eng.4AGEC (85kW)	85-4/87		F		22-0441-0		Ake	Th 15,0	
	1.6 Compact FX Eng.4AC (55-85-89-91kW)	1/86-87		R		18-0116			Ø 200,0	
83-12/85			R		18-0115			Ø 200,0		
1.6 GT 16v Compact FX Eng.4AGEL (85-89-91kW)	8/85-8/87		F		22-0108-0		Ake	Th 15,0		
	8/85-8/87		R		22-0161-2		Ake	Th 15,0		
	8/85-8/87		R		53-0409		Ake	200,0x36	Mod. ST, Hand Brake	
	8/85-8/87		R		53-0408		Ake	228,6x41	Mod. GT, Hand Brake	
1.6 GT 16v Coupé Eng.4AGE (91kW)	83-7/87		F		22-0441-0		Ake	Th 15,0		
	8/83-7/87		R		53-0409		Ake	200,0x36	Mod. ST, Hand Brake	
	8/83-7/87		R		53-0408		Ake	228,6x41	Mod. GT, Hand Brake	
1.6 LiftB. Eng.4AL (63kW)	7/85-5/88		F		22-0108-0		Ake	Th 15,0		
	85-88		F		23-0222			Ø 243,0 Th 13,5-12,5		
	85-88		R		18-0115			Ø 200,0		
1.6 SR 16v Coupé Eng.4AC (57-89kW)	83-4/87		F		22-0441-0		Ake	Th 15,0		
1.8 D, LiftB., Compact FX Eng.1C (43kW)	6/83-5/88		F		22-0108-0		Ake	Th 15,0		
	83-88		F		23-0222			Ø 243,0 Th 13,5-12,5		
	6/83-5/88		R		53-0409		Ake	200,0x36	SW, Hand Brake	
	6/83-5/88		R		53-0419		Sum	200,0x37		
	83-88		R		18-0115			Ø 200,0		
































		Spare Parts	F/R	L/R	METELLI ref.	METELLI ref. w/KIT		DIMENSIONS mm.	NOTE
1.8 D, LiftB., Compact FX Eng.1CL (48kW)	6/83-5/88		F		22-0108-0		Ake	Th 15,0	
	83-88		F		23-0222			Ø 243,0 Th 13,5-12,5	
	6/83-5/88		R		53-0409		Ake	200,0x36	SW, Hand Brake
	6/83-5/88		R		53-0419		Sum	200,0x37	
	83-88		R		18-0115			Ø 200,0	
<b>Corolla IV (E9), SW, Compact, Liftback 8/87-6/93</b>									
1.3 Eng.2E (60kW)	8/87-4/92			R	53-0448			200,0x37	
	8/87-4/92			R	53-0422		Sum	200,0x37	Hand Brake
	8/87-4/92			R	53-0417		Sum	200,0x37	Van, Hand Brake
1.3 12v (EE90) Eng.2E/ 2EE (55kW)	8/87-12/92		F		22-0108-0		Ake	Th 15,0	
	87-92		F		23-0662			Ø 238,0 Th 12,0-11,0	
	8/87-12/92			R	53-0448			200,0x37	
	8/87-12/92			R	53-0422		Sum	200,0x37	Hand Brake
	8/87-12/92			R	53-0417		Sum	200,0x37	Van, Hand Brake
	87-92			R	18-0116			Ø 200,0	
1.6 (AE92) Eng.4AF (66kW)	8/87-5/92		F		22-0108-0		Ake	Th 15,0	
	89-92		F		23-0258			Ø 257,7 Th 22,0-21,0	Vent.
	89-92		R		23-0648			Ø 242,0 Th 9,0-8,0	
	8/87-5/92			R	53-0448			200,0x37	
	8/87-5/92			R	53-0419		Sum	200,0x37	
	8/87-5/92			R	53-0417		Sum	200,0x37	Van, Hand Brake
	87-92			R	18-0116			Ø 200,0	
	87-92			R	18-0113			Ø 200,0	Terzel
	87-92			R	18-0113			Ø 200,0	Terzel
1.6 (AE92) (Exc. Compact) Eng.4AF (70kW)	87-92		F		23-0435			Ø 238,0 Th 18,0-17,0	Vent.
	12/87-4/92			R	53-0448			200,0x37	
	12/87-4/92			R	53-0419		Sum	200,0x37	
	12/87-4/92			R	53-0417		Sum	200,0x37	Van, Hand Brake
	87-92			R	18-0116			Ø 200,0	
	87-92			R	18-0113			Ø 200,0	Terzel
1.6 GTi (AE92) (Exc. SW) Eng.4AGE (85-89-92-95kW)	8/87-6/93		F		22-0108-0		Ake	Th 15,0	
	8/87-6/93			R	22-0161-2		Ake	Th 15,0	
	89-93		F		23-0258			Ø 257,7 Th 22,0-21,0	Vent.
	89-93		R		23-0648			Ø 242,0 Th 9,0-8,0	
	8/87-6/93			R	53-0448			200,0x37	
	8/87-6/93			R	53-0419		Sum	200,0x37	
	87-93			R	18-0116			Ø 200,0	
1.6i, 4WD Eng.4AFE (74-78-81kW)	10/87-6/93		F		22-0108-0		Ake	Th 15,0	
	87-93		F		23-0435			Ø 238,0 Th 18,0-17,0	Vent.
	10/87-6/93			R	53-0424			200,0x36	SW, 4WD
	10/87-6/93			R	53-0423			200,0x37	SW, 2WD, Hand Brake
	10/87-6/93			R	53-0408		Ake	228,6x41	SW, 4WD, Hand Brake
	10/87-6/93			R	53-0419		Sum	200,0x37	
	10/87-6/93			R	53-0417		Sum	200,0x37	Van, Hand Brake
	87-93			R	18-0116			Ø 200,0	
	87-93			R	18-0113			Ø 200,0	Terzel
	87-93			R	18-0113			Ø 200,0	Terzel
	1.8 D (CE90) Eng.1C (47-48kW)	8/87-6/93		F		22-0108-0		Ake	Th 15,0
87-93			F		23-0435			Ø 238,0 Th 18,0-17,0	Vent.
87-93				R	23-0648			Ø 242,0 Th 9,0-8,0	
8/87-6/93				R	53-0448			200,0x37	SW
8/87-6/93				R	53-0417		Sum	200,0x37	Hand Brake
8/87-6/93				R	53-0419		Sum	200,0x37	Liftback
87-93				R	18-0116			Ø 200,0	
<b>Corolla V (E10), SW, Compact, Liftback 7/92-4/97</b>									
1.3 12v (EE100) Eng.2E (53-68kW)	7/92-4/97		F		22-0149-0		Ake	Th 17,5	
	95-		F		22-0442-0		Ake	Th 16,5	Sedan / SW
	92-97		F		23-0439			Ø 255,0 Th 22,0-20,0	Vent.
	95-			R	53-0419		Sum	200,0x37	
	92-97			R	18-0120			Ø 200,0	
1.3 XLI (EE101) Eng.4EFE (55kW)	95-97		F		23-0439			Ø 255,0 Th 22,0-20,0	Vent.
	9/95-4/97			R	53-0419		Sum	200,0x37	
	95-97			R	18-0120			Ø 200,0	
1.3 XLI 16v (EE101) Eng.4EFE (65kW)	7/92-4/97		F		22-0149-0		Ake	Th 17,5	
	95-		F		22-0442-0		Ake	Th 16,5	Sedan / SW
	92-97		F		23-0439			Ø 255,0 Th 22,0-20,0	Vent.
	95-			R	53-0419		Sum	200,0x37	
	92-97			R	18-0120			Ø 200,0	

		Spare Parts	F/R	L/R	METELLI ref.	METELLI ref. w/KIT		DIMENSIONS mm.	NOTE
1.5 (AE103,104) Eng.5EFE	7/92-1/94		R		53-0422		Sum	200,0x37	Hand Brake
1.5 (AE107,108) Eng.3E	7/92-1/94		R		53-0422		Sum	200,0x37	Hand Brake
1.6 Si, GLi (AE101) Eng.4AFE (66-70-74-78-81-85kW)	7/92-4/97		F		22-0149-0		Ake	Th 17,5	
	92-97		F		23-0439			Ø 255,0 Th 22,0-20,0	Vent.
	7/92-4/97		R		53-0422		Sum	200,0x37	Hand Brake
	92-97		R		18-0120			Ø 200,0	
1.8 16v 4WD, GT (AE102, 103)	92-97		F		23-0439			Ø 255,0 Th 22,0-20,0	Vent.
Eng.7AFE (79-81-85-86-88kW)	11/92-4/97		R		53-0422		Sum	200,0x37	Hand Brake
2.0 D (CE100) Eng.2C (53kW)	7/92-4/97		F		22-0149-0		Ake	Th 17,5	
	95-		F		22-0442-0		Ake	Th 16,5	Sedan / SW
	92-97		F		23-0439			Ø 255,0 Th 22,0-20,0	Vent.
	7/92-4/97		R		53-0422		Sum	200,0x37	Hand Brake
	92-97		R		18-0120			Ø 200,0	
<b>Corolla VI (E11), SW, Compact, Liftback 4/97-1/02</b>									
1.3 (55kW)	5/97-10/01		R		53-0433		Sum	200,0x38	
1.4 (EE111) Eng.4EFE (63kW)	4/97-2/00		F		22-0149-0		Ake	Th 17,5	
	4/97-2/00		F		22-0750-0		Gir	Th 16,0	Made in UK
	4/97-2/00		R		22-0449-0		Gir	Th 15,5	Made in UK
	97-00		F		23-0439			Ø 255,0 Th 22,0-20,0	Vent.
	97-00		R		23-0969			Ø 267,0 Th 9,0-8,0	
	4/97-2/00		R		53-0432		Luc	200,0x35	
	4/97-2/00		R		53-0433		Sum	200,0x38	
	97-00		R		18-0324			Ø 200,0	
	97-00		R		18-0380			Ø 200,0	
	1.4 16v (ZZE111) Eng.4ZZFE (71kW)	2/00-1/02		F		22-0149-0		Ake	Th 17,5
2/00-1/02			F		22-0750-0		Gir	Th 16,0	Made in UK
2/00-1/02			R		22-0449-0		Gir	Th 15,5	Made in UK
00-02			F		23-0439			Ø 255,0 Th 22,0-20,0	Vent.
00-02			R		23-0967			Ø 240,0 Th 10,0-9,0	+ABS
00-02			R		23-0969			Ø 267,0 Th 9,0-8,0	
2/00-1/02			R		53-0432		Luc	200,0x35	
2/00-1/02			R		53-0433		Sum	200,0x38	
00-02			R		18-0324			Ø 200,0	
00-02			R		18-0380			Ø 200,0	
1.6 (AE111) Eng.4AFE (81kW)	4/97-2/00		F		22-0149-0		Ake	Th 17,5	
	4/97-2/00		F		22-0750-0		Gir	Th 16,0	Made in UK
	00-		R		22-0161-2		Ake	Th 15,0	
	4/97-2/00		R		22-0449-0		Gir	Th 15,5	Made in UK
	97-00		F		23-0439			Ø 255,0 Th 22,0-20,0	Vent.
	97-00		R		23-0967			Ø 240,0 Th 10,0-9,0	+ABS
	97-00		R		23-0969			Ø 267,0 Th 9,0-8,0	
	4/97-2/00		R		53-0423			200,0x37	Hand Brake
	4/97-2/00		R		53-0432		Luc	200,0x35	
	4/97-2/00		R		53-0433		Sum	200,0x38	
97-00		R		18-0324			Ø 200,0		
97-00		R		18-0380			Ø 200,0		
1.6 16v Eng.3ZZFE (81kW)	2/00-1/02		F		22-0149-0		Ake	Th 17,5	
	2/00-1/02		F		22-0750-0		Gir	Th 16,0	Made in UK
	00-		R		22-0161-2		Ake	Th 15,0	
	2/00-1/02		R		22-0449-0		Gir	Th 15,5	Made in UK
	00-02		F		23-0439			Ø 255,0 Th 22,0-20,0	Vent.
	00-02		R		23-0967			Ø 240,0 Th 10,0-9,0	+ABS
	00-02		R		23-0969			Ø 267,0 Th 9,0-8,0	
	2/00-1/02		R		53-0433		Sum	200,0x38	
	00-02		R		18-0324			Ø 200,0	
	00-02		R		18-0380			Ø 200,0	
1.6 Aut. (AE111) Eng.4AFE (79kW)	4/97-2/00		F		22-0149-0		Ake	Th 17,5	
	4/97-2/00		F		22-0750-0		Gir	Th 16,0	Made in UK
	00-		R		22-0161-2		Ake	Th 15,0	
	4/97-2/00		R		22-0449-0		Gir	Th 15,5	Made in UK
	97-00		F		23-0439			Ø 255,0 Th 22,0-20,0	Vent.
	97-00		R		23-0967			Ø 240,0 Th 10,0-9,0	+ABS
	97-00		R		23-0969			Ø 267,0 Th 9,0-8,0	
	4/97-2/00		R		53-0419		Sum	200,0x37	
	4/97-2/00		R		53-0433		Sum	200,0x38	
	97-00		R		18-0324			Ø 200,0	
97-00		R		18-0380			Ø 200,0		






























































		Spare Parts	F/R	L/R	METELLI ref.	METELLI ref. w/KIT		DIMENSIONS mm.	NOTE
1.8 AWD (AE115) (Only SW) Eng.7AFE (79-81-85-86kW)	4/97-1/02		F		22-0149-0		Ake	Th 17,5	
	4/97-1/02		R		53-0423			200,0x37	Hand Brake
	4/97-1/02		R		53-0433		Sum	200,0x38	
1.9 D (WZE110) Eng.1WZ (51kW)	2/00-1/02		F		22-0149-0		Ake	Th 17,5	
	2/00-1/02		F		22-0750-0		Gir	Th 16,0	Made in UK
	2/00-1/02		R		22-0449-0		Gir	Th 15,5	Made in UK
	00-02		F		23-0439			Ø 255,0 Th 22,0-20,0	Vent.
	00-02		R		23-0967			Ø 240,0 Th 10,0-9,0	+ABS
	00-02		R		23-0969			Ø 267,0 Th 9,0-8,0	
	2/00-1/02		R		53-0432		Luc	200,0x35	
	2/00-1/02		R		53-0433		Sum	200,0x38	
	00-02		R		18-0324			Ø 200,0	
	00-02		R		18-0380			Ø 200,0	
2.0 D (CE110) Eng.2CE (53kW)	4/97-2/00		F		22-0149-0		Ake	Th 17,5	
	97-00		F		23-0439			Ø 255,0 Th 22,0-20,0	Vent.
	97-00		R		23-0969			Ø 267,0 Th 9,0-8,0	
	4/97-2/00		R		53-0423			200,0x37	Hand Brake
	4/97-2/00		R		53-0433		Sum	200,0x38	
	97-00		R		18-0324			Ø 200,0	
	97-00		R		18-0380			Ø 200,0	
2.0 D-4D Eng.1CDFTV (66kW)	9/00-1/02		F		22-0149-0		Ake	Th 17,5	
	9/00-1/02		R		22-0161-2		Ake	Th 15,0	
	00-02		F		23-0638			Ø 275,0 Th 25,0-23,0	Vent.
	00-02		R		23-0635			Ø 279,0 Th 9,0-8,0	
	00-02		R		23-0969			Ø 267,0 Th 9,0-8,0	
	9/00-1/02		R		53-0433		Sum	200,0x38	
<b>Corolla VII (E12J) Verso 1/02-5/04</b>									
1.4 VVT-i Eng.4ZZFE (71kW)	-03		F		22-0423-0		Ake	Th 16,0	
	03-		F		22-0614-0		Ake	Th 17,5	
	1/02-5/04		R		22-0424-0		Ake	Th 14,0	
	1/02-		F		23-0640			Ø 255 Th 25,0-23,0	Vent.
	1/02-		R		23-0636			Ø 269,0 Th 9,0-8,0	
	1/02-5/04		R		53-0443	53-0443K		174,0x32	
1.6 VVT-i Eng.3ZZFE (81kW)	-03		F		22-0423-0		Ake	Th 16,0	
	03-		F		22-0614-0		Ake	Th 17,5	
	1/02-5/04		R		22-0424-0		Ake	Th 14,0	
	1/02-		F		23-0640			Ø 255 Th 25,0-23,0	Vent.
	1/02-		R		23-0636			Ø 269,0 Th 9,0-8,0	
	-4/04		R		53-0443	53-0443K		174,0x32	
1.8 16v VVTi Eng.1ZZFE (99kW)	-03		F		22-0423-0		Ake	Th 16,0	
	03-		F		22-0614-0		Ake	Th 17,5	
	1/02-5/04		R		22-0424-0		Ake	Th 14,0	
	02-		F		23-0639			Ø 275,5 Th 25,0-23,0	Vent.
	02-		R		23-0636			Ø 269,0 Th 9,0-8,0	
	-4/04		R		53-0443	53-0443K		174,0x32	
2.0 D-4D Eng.1CDFTV (66kW)	-03		F		22-0423-0		Ake	Th 16,0	
	03-		F		22-0614-0		Ake	Th 17,5	
	1/02-5/04		R		22-0424-0		Ake	Th 14,0	
	02-		F		23-0639			Ø 275,5 Th 25,0-23,0	Vent.
	02-		R		23-0636			Ø 269,0 Th 9,0-8,0	
	-4/04		R		53-0443	53-0443K		174,0x32	
<b>Corolla VII (E12U), SW 1/02-</b>	-06		F		22-0423-0		Ake	Th 16,0	SW, Made in Japan
	-06		F		22-0446-0		Gir	Th 17,5	Incl. SW, Made in UK
	06-		F		22-0794-0		Bosch	Th 19,0	Exc. SW
	-06		R		22-0424-0		Ake	Th 14,0	SW, Made in Japan
	-06		R		22-0447-0		Gir	Th 16,0	Incl. SW, Made in UK
	06-		R		22-0796-0		Bosch	Th 16,0	
1.4 D-4D Eng.1NDTV (66kW)	7/04-		F		23-0638			Ø 275,0 Th 25,0-23,0	Vent.
	7/04-		R		23-0635			Ø 279,0 Th 9,0-8,0	
	7/04-		R		53-0446	53-0446K		172,0x22	
1.4 VVT-i Eng.4ZZFE (71kW)	-06		F		22-0423-0		Ake	Th 16,0	SW, Made in Japan
	-06		F		22-0446-0		Gir	Th 17,5	Incl. SW, Made in UK
	06-		F		22-0794-0		Bosch	Th 19,0	Exc. SW



























































		Spare Parts	F/R	L/R	METELLI ref.	METELLI ref. w/KIT		DIMENSIONS mm.	NOTE
1.4 VVT-i Eng.4ZZFE (71kW)	-06		R		22-0424-0		Ake	Th 14,0	SW, Made in Japan
			R		22-0447-0		Gir	Th 16,0	Incl. SW, Made in UK
			R		22-0796-0		Bosch	Th 16,0	
	1/02-		F		23-0637			Ø 255,0 Th 25,0-23,0	Vent.
			R		23-0634			Ø 258,0 Th 9,0-8,0	
	1/02-		R		53-0446	53-0446K		172,0x22	
1.6 VVT-i Eng.3ZZFE (81kW)	-06		F		22-0423-0		Ake	Th 16,0	SW, Made in Japan
			F		22-0446-0		Gir	Th 17,5	Incl. SW, Made in UK
			F		22-0794-0		Bosch	Th 19,0	Exc. SW
			R		22-0424-0		Ake	Th 14,0	SW, Made in Japan
			R		22-0447-0		Gir	Th 16,0	Incl. SW, Made in UK
			R		22-0796-0		Bosch	Th 16,0	
	1/02-		F		23-0637			Ø 255,0 Th 25,0-23,0	Vent.
	1/02-		R		23-0634			Ø 258,0 Th 9,0-8,0	
1/02-		R		53-0446	53-0446K		172,0x22		
1.8 VVTi TS (Exc. SW) Eng.2ZZGE (141kW)	-06		F		22-0446-0		Gir	Th 17,5	Incl. SW, Made in UK
			R		22-0447-0		Gir	Th 16,0	Incl. SW, Made in UK
	02-		F		23-0638			Ø 275,0 Th 25,0-23,0	Vent.
			R		23-0635			Ø 279,0 Th 9,0-8,0	
1/02-		R		53-0446	53-0446K		172,0x22		
2.0 D-4D (93kW)	1/07-		R		53-0446	53-0446K		172,0x22	
	1/07-		R		53-0443	53-0443K		174,0x32	
2.0 D-4D Eng.1CDFTV (66kW)	-06		F		22-0423-0		Ake	Th 16,0	SW, Made in Japan
			F		22-0446-0		Gir	Th 17,5	Incl. SW, Made in UK
			F		22-0795-0		Bosch	Th 19,0	Exc. SW
			R		22-0424-0		Ake	Th 14,0	SW, Made in Japan
			R		22-0447-0		Gir	Th 16,0	Incl. SW, Made in UK
			R		22-0796-0		Bosch	Th 16,0	
	1/02-		F		23-0638			Ø 275,0 Th 25,0-23,0	Vent., Exc. SW
	02-		F		23-0639			Ø 275,5 Th 25,0-23,0	Vent., SW
	1/02-		R		23-0635			Ø 279,0 Th 9,0-8,0	
	1/02-		R		53-0446	53-0446K		172,0x22	
1/02-		R		53-0443	53-0443K		174,0x32		
2.0 D-4D Eng.1CDFTV (81kW)	-06		F		22-0423-0		Ake	Th 16,0	SW, Made in Japan
			F		22-0446-0		Gir	Th 17,5	Incl. SW, Made in UK
			F		22-0795-0		Bosch	Th 19,0	Exc. SW
			R		22-0424-0		Ake	Th 14,0	SW, Made in Japan
			R		22-0447-0		Gir	Th 16,0	Incl. SW, Made in UK
			R		22-0796-0		Bosch	Th 16,0	
	1/02-		F		23-0638			Ø 275,0 Th 25,0-23,0	Vent., Excl. SW
	1/02-		F		23-0639			Ø 275,5 Th 25,0-23,0	Vent., SW
	1/02-		R		23-0635			Ø 279,0 Th 9,0-8,0	
	1/02-		R		53-0446	53-0446K		172,0x22	
1/02-		R		53-0443	53-0443K		174,0x32		
2.0 D-4D Eng.1CDFTV (85kW)	-06		F		22-0423-0		Ake	Th 16,0	SW, Made in Japan
			F		22-0446-0		Gir	Th 17,5	Incl. SW, Made in UK
			F		22-0795-0		Bosch	Th 19,0	Exc. SW
			R		22-0424-0		Ake	Th 14,0	SW, Made in Japan
			R		22-0447-0		Gir	Th 16,0	Incl. SW, Made in UK
			R		22-0796-0		Bosch	Th 16,0	
	03-		F		23-0638			Ø 275,0 Th 25,0-23,0	Vent., Exc. SW
	03-		F		23-0639			Ø 275,5 Th 25,0-23,0	Vent., SW
03-		R		23-0635			Ø 279,0 Th 9,0-8,0		
5/03-		R		53-0446	53-0446K		172,0x22		
5/03-		R		53-0443	53-0443K		174,0x32		
03-		R		18-0378			Ø 200,0	Rear Drum Brake	
<b>Corolla VIII Verso (R1) 4/04-</b>									
1.6 VVT-i Eng.3ZZFE (81kW)	4/04-		F		22-0450-0		Bosch	Th 18,5	
	4/04-		R		22-0451-0		Bosch	Th 16,5	
	4/04-		F		23-0772			Ø 295,0 Th 26,0-24,0	Vent.
	4/04-		R		23-0771			Ø 290,0 Th 10,0-9,8	
1.8 16v VVTi Eng.1ZZFE (95kW)	4/04-		F		22-0450-0		Bosch	Th 18,5	
	4/04-		R		22-0451-0		Bosch	Th 16,5	
	4/04-		F		23-0772			Ø 295,0 Th 26,0-24,0	Vent.
	4/04-		R		23-0771			Ø 290,0 Th 10,0-9,8	
2.0 D-4D Eng.1CDFTV (85kW)	4/04-		F		22-0450-0		Bosch	Th 18,5	
	4/04-		R		22-0451-0		Bosch	Th 16,5	








































		Spare Parts	F/R	L/R	METELLI ref.	METELLI ref. w/KIT		DIMENSIONS mm.	NOTE
2.0 D-4D Eng.1CDFTV (85kW)	4/04-4/04		F		23-0772			Ø 295,0 Th 26,0-24,0	Vent.
			R		23-0771			Ø 290,0 Th 10,0-9,8	
2.2 D Eng.2ADFHV (130kW)	10/05-10/05		F		22-0450-0		Bosch	Th 18,5	
			R		22-0451-0		Bosch	Th 16,5	
	10/05-10/05		F		23-0772			Ø 295,0 Th 26,0-24,0	Vent.
			R		23-0771			Ø 290,0 Th 10,0-9,8	
	10/05-10/05		R		53-0453		Bdx	185,0x32	
2.2 D-4D Eng.2ADFTV (100kW)	10/05-10/05		F		22-0450-0		Bosch	Th 18,5	
			R		22-0451-0		Bosch	Th 16,5	
	10/05-10/05		F		23-0772			Ø 295,0 Th 26,0-24,0	Vent.
			R		23-0771			Ø 290,0 Th 10,0-9,8	
	10/05-10/05		R		53-0453		Bdx	185,0x32	
<b>Corona 1/61-12/75</b>									
1.5 Eng.2R	72-		R		53-0408		Ake	228,6x41	Van, Hand Brake
1.6 Eng.12R (48kW)	73-		R		53-0408		Ake	228,6x41	Hand Brake
1.6 Eng.2T (55kW)	73-		R		53-0408		Ake	228,6x41	Hand Brake
<b>Corona I (RX, RT) 12/75-1/81</b>									
1.6 GT Eng.2TG (65kW)	1/76-12/84		R		53-0408		Ake	228,6x41	Hand Brake
1.8 Eng.16R (77kW)	1/73-12/80		R		53-0408		Ake	228,6x41	Hand Brake
1.8 GT Eng.3TG (77kW)	1/78-12/84		R		53-0408		Ake	228,6x41	Hand Brake
1.8, LiftB. Eng.3T (63-70kW)	6/79-1/81		R		53-0408		Ake	228,6x41	Hand Brake
2.0 GT, XT Eng.18RG (87kW)	1/72-12/82		R		53-0408		Ake	228,6x41	Hand Brake
2.0, SW Eng.18R (65-81kW)	12/75-5/79		R		53-0408		Ake	228,6x41	Hand Brake
<b>Corona II 1/82-12/92</b>									
1.5 (AT150) Eng.3ALU (61kW)	10/83-11/87		R		53-0417		Sum	200,0x37	Hand Brake
1.6 Eng.4ALU (55kW)	1/83-3/88		R		53-0417		Sum	200,0x37	Hand Brake
1.8 (ST140,150,160) Eng.1SEL (74kW)	1/82-12/88		R		53-0417		Sum	200,0x37	Hand Brake
1.8 (ST163,170,180) Eng.4SF	12/87-9/93		R		53-0423			200,0x37	SW, Hand Brake
	12/87-9/93		R		53-0417		Sum	200,0x37	Hand Brake
2.0 Eng.2S (89kW)	1/82-12/92		R		53-0408		Ake	228,6x41	Hand Brake
	1/82-12/92		R		53-0417		Sum	200,0x37	Hand Brake
	88-		R		53-0423			200,0x37	SW, Hand Brake
2.0 Eng.3SFE (90-98kW)	1/86-12/92		R		53-0417		Sum	200,0x37	Hand Brake
	88-		R		53-0423			200,0x37	SW, Hand Brake
2.0 (RT133) Eng.21RU (77kW)	1/82-8/94		R		53-0408		Ake	228,6x41	Hand Brake
	88-		R		53-0423			200,0x37	SW, Hand Brake
<b>Cressida II (RX3), SW 7/77-7/81</b>									
2.0 Eng.18R (66kW)	7/77-7/81		R		53-0408		Ake	228,6x41	Hand Brake
2.6 Eng.4M	1/77-7/81		R		53-0408		Ake	228,6x41	Hand Brake
<b>Cressida III (X6), SW 9/80-3/85</b>									
1.8 Eng.1SU	8/82-3/85		R		53-0408		Ake	228,6x41	Hand Brake
1.8 Eng.2YPUJE	8/82-3/85		R		53-0408		Ake	228,6x41	Hand Brake
2.0 Eng.21R/ 21RC (77kW)	2/81-3/85		R		53-0408		Ake	228,6x41	Hand Brake
2.0 Eng.2S (89kW)	1/82-3/85		R		53-0408		Ake	228,6x41	Hand Brake
2.0 GLI (Exc. SW) Eng.1GE (80kW)	11/82-12/84		R		53-0408		Ake	228,6x41	Hand Brake
2.2 D Eng.L (49kW)	9/80-3/85		R		53-0408		Ake	228,6x41	Hand Brake
2.8 Eng.5MGE (125kW)	9/80-3/85		R		53-0408		Ake	228,6x41	Hand Brake
<b>Cressida IV (X7), SW 3/85-1/88</b>									
2.4 D Eng.2LT (63-66kW)	3/85-1/88		R		53-0408		Ake	228,6x41	Hand Brake
2.8 Eng.5ME (106kW)	5/85-1/88		R		53-0408		Ake	228,6x41	Hand Brake
<b>Cressida V (X8), SW 1/88-1/93</b>									
2.0 Eng.3YP (65kW)	1/88-1/93		R		53-0408		Ake	228,6x41	Hand Brake
<b>Crown I (S1) 1/61-12/94</b>									
2.0 Eng.5R	71-79		R		53-0410		Ake	254,0x50	Hand Brake
2.2 Eng.4Y (69kW)	1/88-12/94		R		53-0410		Ake	254,0x50	Van, Hand Brake
2.2 D (LS110) Eng.L (49-53kW)	4/80-7/83		F		22-0490-0		Sum	Th 16,5	
	4/80-7/83		R		53-0410		Ake	254,0x50	Hand Brake
2.6 Eng.4M (88kW)	9/74-8/79		R		53-0410		Ake	254,0x50	Hand Brake
2.8 Eng.5MGE (125kW)	2/84-3/85		F		22-0490-0		Sum	Th 16,5	
	2/84-3/85		R		53-0410		Ake	254,0x50	Hand Brake
2.8 SI (MS122/132/133), SW Eng.5ME (107kW)	4/80-12/91		F		22-0490-0		Sum	Th 16,5	
	4/80-12/91		R		53-0410		Ake	254,0x50	Hand Brake
<b>Duet 1/98-</b>									
1.0 Eng.EJVE (43kW)	6/00-		R		53-0435			180,0x38	
1.3 (81kW)	6/00-		R		53-0435			180,0x38	
















































					METELLI ref.	METELLI ref. w/KIT		DIMENSIONS mm.	NOTE
<b>Dyna I 100 8/77-12/89</b>									
1.8 Eng.2Y (58kW)	-88		F		22-0227-0		Ake	Th 15,5	
	88-		F		22-0434-0		Sum	Th 15,5	
	1/86-12/89		R		53-0412		Ake	254,0x58	
2.0 Eng.3Y (79kW)	9/84-8/87		R		53-0413		Ake	254,0x58	Hand Brake
2.4 D Eng.2J (55kW)	9/84-8/87		R		53-0412		Ake	254,0x58	
	9/84-8/87		R		53-0413		Ake	254,0x58	Hand Brake
2.4 D Eng.2L (71kW)	-88		F		22-0227-0		Ake	Th 15,5	
	88-		F		22-0434-0		Sum	Th 15,5	
	1/86-12/89		R		53-0412		Ake	254,0x58	
	1/86-12/89		R		53-0413		Ake	254,0x58	Hand Brake
<b>Dyna I 150 8/77-12/89</b>									
1.8 Eng.2Y (58kW)	1/86-12/89		R		53-0412		Ake	254,0x58	
2.0 Eng.3Y (79kW)	9/84-8/87		F		22-0755-0		Ake	Th 15,5	
	9/84-8/87		R		53-0413		Ake	254,0x58	Hand Brake
2.4 D Eng.2J (55kW)	9/84-8/87		F		22-0755-0		Ake	Th 15,5	
	9/84-8/87		R		53-0412		Ake	254,0x58	
	9/84-8/87		R		53-0413		Ake	254,0x58	Hand Brake
2.4 D Eng.2L (71kW)	1/86-12/89		F		22-0755-0		Ake	Th 15,5	
	1/86-12/89		R		53-0412		Ake	254,0x58	
	1/86-12/89		R		53-0413		Ake	254,0x58	Hand Brake
3.4 D Eng.13B/ 3B (66kW)	9/84-8/87		F		22-0755-0		Ake	Th 15,5	
<b>Highlander 1/01-12/06</b>									
2.4 16v, AWD Eng.2AZFE (119kW)	04-		R		53-0439	53-0439K		190,0x45	Hand Brake
3.0 24V, AWD Eng.1MZFE (164kW)	1/01-12/03		R		53-0442	53-0442K		170,0x40	Hand Brake
3.3 24v, AWD Eng.3MZFE (172kW)	-03		R		53-0442	53-0442K		170,0x40	Hand Brake
	04-		R		53-0439	53-0439K		190,0x45	Hand Brake
<b>iQ 3/09-</b>									
1.0 Eng.1KRFE (50kW)	09-		R		22-0746-0		Ake	Th 15,5	
1.3 (72-74kW)	09-		R		22-0746-0		Ake	Th 15,5	
1.4 D-4D Eng.1NDTV (66kW)	09-		R		22-0746-0		Ake	Th 15,5	
<b>Land Cruiser I (J4), Pick-Up 3/69-4/86</b>									
3.0 D (BJ40V, BJ43) (Exc. Pick-up) Eng.B (59kW)	2/74-10/84		F		22-0109-0		Sum	Th 15,0	
	79-7/80		F		23-0364			Ø 302,0 Th 20,0-19,0	Vent.
	2/74-10/84		F		53-0411		Ake	295,0x78	
	80-84		R		18-0325			Ø 295,0	
3.4 D (BJ42V, BJ45_V/P, BJ46) Eng.3B (66kW)	8/80-10/84		F		22-0109-0		Sum	Th 15,0	
	80-84		F		23-0364			Ø 302,0 Th 20,0-19,0	Vent.
	8/80-10/84		F		53-0411		Ake	295,0x78	
	8/80-10/84		R		53-0440			160,0x35	On Axle
	80-84		R		18-0325			Ø 295,0	
3.6 D (HJ45V/P) Eng.H (66kW)	4/79-7/80		F		22-0109-0		Sum	Th 15,0	
	79-80		F		23-0364			Ø 302,0 Th 20,0-19,0	Vent.
	4/79-7/80		R		53-0441			210,0x46	
3.9 Eng.F (96kW)	3/69-1/75		F		22-0109-0		Sum	Th 15,0	
	3/69-1/75		F		53-0411		Ake	295,0x78	
4.0 D (HJ47V/P) Eng.2H (74-76kW)	8/80-10/84		F		22-0109-0		Sum	Th 15,0	
	80-84		F		23-0364			Ø 302,0 Th 20,0-19,0	Vent.
	8/80-10/84		R		53-0440			160,0x35	On Axle
	80-84		R		18-0325			Ø 295,0	
4.2 (FJ40V, FJ43, FJ45_V/P, FJ55) Eng.2F (89kW)	1/75-4/86		F		22-0109-0		Sum	Th 15,0	
	80-85		F		23-0364			Ø 302,0 Th 20,0-19,0	Vent.
	1/75-4/86		F		53-0411		Ake	295,0x78	
	1/75-4/86		R		53-0440			160,0x35	On Axle
	80-86		R		18-0325			Ø 295,0	
<b>Land Cruiser II (J6) 10/81-12/89</b>									
3.4 D (BJ60V) Eng.3B (66kW)	10/81-8/87		F		22-0109-0		Sum	Th 15,0	
	81-87		F		23-0364			Ø 302,0 Th 20,0-19,0	Vent.
	10/81-8/87		R		53-0440			160,0x35	On Axle
	10/81-8/87		R		53-0415		Ake	295,0x60	Van, Hand Brake
	81-87		R		18-0124			Ø 254,0	Hardtop
	81-87		R		18-0325			Ø 295,0	
4.0 (FJ62G) Eng.3FE (115kW)	8/87-12/89		F		22-0109-0		Sum	Th 15,0	
	87-		F		23-0364			Ø 302,0 Th 20,0-19,0	Vent.
	8/87-12/89		R		53-0440			160,0x35	On Axle
4.0 (FJ62V) Eng.3F (101kW)	11/84-8/87		F		22-0109-0		Sum	Th 15,0	
	84-87		F		23-0364			Ø 302,0 Th 20,0-19,0	Vent.





























































		Spare Parts	F/R	L/R	METELLI ref.	METELLI ref. w/KIT		DIMENSIONS mm.	NOTE
4.0 (FJ62V) Eng.3F (101kW)	11/84-8/87		R		53-0440			160,0x35	On Axle
	84-87		R		18-0124			Ø 254,0	
4.0 D (HJ60) Eng.2H (74kW)	1/82-12/85		F		22-0109-0		Sum	Th 15,0	
	1/82-12/85		R		53-0440			160,0x35	On Axle
	82-85		R		18-0325			Ø 295,0	
4.0 D (HJ60) Eng.2H (76kW)	10/81-12/87		F		22-0109-0		Sum	Th 15,0	
	10/81-12/87		R		53-0440			160,0x35	On Axle
	81-87		R		18-0325			Ø 295,0	
4.0 D (HJ60V) Eng.2H (77kW)	10/81-1/88		F		22-0109-0		Sum	Th 15,0	
	10/81-1/88		R		53-0440			160,0x35	On Axle
	81-84		R		18-0325			Ø 295,0	
4.0 TD (HJ61V) Eng.12HT (100kW)	10/85-12/89		F		22-0109-0		Sum	Th 15,0	
	85-89		F		23-0364			Ø 302,0 Th 20,0-19,0	Vent.
	85-89		R		18-0325			Ø 295,0	
4.2 (FJ60V) Eng.2F (88-100kW)	10/81-1/88		F		22-0109-0		Sum	Th 15,0	
	81-88		F		23-0364			Ø 302,0 Th 20,0-19,0	Vent.
	10/81-1/88		R		53-0440			160,0x35	On Axle
	81-88		R		18-0325			Ø 295,0	
<b>Land Cruiser III (J7) 11/84-</b>									
2.4 (RJ70, RJ73) Eng.22R (77kW)	-90		F		22-0109-0		Sum	Th 15,0	
	90-93		F		22-0152-0		Sum	Th 15,0	
	84-93		F		23-0364			Ø 302,0 Th 20,0-19,0	Vent.
	11/84-5/93		R		53-0440			160,0x35	On Axle
	11/84-5/93		R		53-0410		Ake	254,0x50	Hand Brake
	11/84-5/93		R		53-0416		Ake	254,0x50	Van, Hand Brake
	84-90		R		18-0124			Ø 254,0	
2.4 (RJ70, RJ73) Eng.22R (81kW)	-90		F		22-0109-0		Sum	Th 15,0	
	90-93		F		22-0152-0		Sum	Th 15,0	
	84-93		F		23-0364			Ø 302,0 Th 20,0-19,0	Vent.
	11/84-5/93		R		53-0440			160,0x35	On Axle
	11/84-5/93		R		53-0410		Ake	254,0x50	Hand Brake
	84-90		R		18-0124			Ø 254,0	
2.4 (RJ70V, RJ73_V) Eng.22RE (84kW)	-90		F		22-0109-0		Sum	Th 15,0	
	90-93		F		22-0152-0		Sum	Th 15,0	
	93-		F		22-0129-0		Sum	Th 15,0	
	88-96		F		23-0364			Ø 302,0 Th 20,0-19,0	Vent.
	12/88-12/96		R		53-0440			160,0x35	On Axle
	-93		R		53-0410		Ake	254,0x50	Hand Brake
	93-		R		53-0441			210,0x46	
2.4 D (LJ70) Eng.2L (53-71kW)	11/84-10/85		F		22-0109-0		Sum	Th 15,0	
	84-85		F		23-0364			Ø 302,0 Th 20,0-19,0	Vent.
	11/84-10/85		R		53-0410		Ake	254,0x50	Hand Brake
2.4 TD (LJ70, LJ73) Eng.2LT (63kW)	-90		F		22-0109-0		Sum	Th 15,0	
	85-90		F		23-0364			Ø 302,0 Th 20,0-19,0	Vent.
	10/85-5/90		R		53-0410		Ake	254,0x50	Hand Brake
	10/85-5/90		R		53-0415		Ake	295,0x60	Van, Hand Brake
2.4 TD (LJ70,77), Hardtop Eng.2LT (66kW)	-90		F		22-0109-0		Sum	Th 15,0	
	90-93		F		22-0152-0		Sum	Th 15,0	
	93-		F		22-0129-0		Sum	Th 15,0	
	90-		F		23-0364			Ø 302,0 Th 20,0-19,0	Vent.
	1/90-5/93		R		53-0440			160,0x35	On Axle
	1/90-5/93		R		53-0410		Ake	254,0x50	Hand Brake
	1/90-5/93		R		53-0415		Ake	295,0x60	Van, Hand Brake
3.0 TD (KZJ70, 73, 77), Hardtop Eng.1KZT (92kW)	93-		F		22-0129-0		Sum	Th 15,0	
	5/93-5/96		R		22-0432-0		Sum	Th 15,5	
	93-96		F		23-0364			Ø 302,0 Th 20,0-19,0	Vent.
	93-96		R		18-0108			Ø 295,0	
3.4 D (BJ70V, BJ73) Eng.3B (66-70kW)	-90		F		22-0109-0		Sum	Th 15,0	
	90-93		F		22-0152-0		Sum	Th 15,0	
	93-		F		22-0129-0		Sum	Th 15,0	
	84-96		F		23-0364			Ø 302,0 Th 20,0-19,0	Vent.
	-91		R		53-0440			160,0x35	On Axle
	84-90		R		18-0124			Ø 254,0	Hardtop
	84-90		R		18-0325			Ø 295,0	
	90-96		R		18-0108			Ø 295,0	
3.4 TD (BJ71V) Eng.13BT (91kW)	10/85-8/86		F		22-0109-0		Sum	Th 15,0	
	85-86		F		23-0364			Ø 302,0 Th 20,0-19,0	Vent.















































		Spare Parts	F/R	L/R	METELLI ref.	METELLI ref. w/KIT		DIMENSIONS mm.	NOTE	
3.4 TD (BJ71V) Eng.13BT (91kW)	85-86		R		18-0325			Ø 295,0		
4.0 4WD (101kW)	8/87-12/89		R		53-0440			160,0x35	On Axle	
4.2 4WD (89kW)	3/84-8/04		R		53-0440			160,0x35	On Axle	
4.2 TD (HZJ7_V) Eng.1HZ (96kW)	93-		F		22-0129-0		Sum	Th 15,0		
	1/90-		R		22-0432-0		Sum	Th 15,5		
	90-		F		23-0364			Ø 302,0 Th 20,0-19,0	Vent.	
	90-		R		18-0124			Ø 254,0		
<b>Land Cruiser IV 80 (J8) 1/90-12/97</b>										
4.0 (FJ80) Eng.3FE (101-115kW)	1/90-8/92		F		22-0153-0		Sum	Th 15,0		
	1/90-8/92		R		22-0432-0		Sum	Th 15,5		
4.2 D (HZJ80) Eng.1HZ (99kW)	1/90-12/97		F		22-0153-0		Sum	Th 15,0		
	1/90-12/97		R		22-0432-0		Sum	Th 15,5		
4.2 TD Eng.1HDT (118kW)	10/92-12/97		F		22-0153-0		Sum	Th 15,0		
	10/92-12/97		R		22-0432-0		Sum	Th 15,5		
4.2 TD Eng.1HDT (123kW)	1/90-12/97		F		22-0153-0		Sum	Th 15,0		
	1/90-12/97		R		22-0432-0		Sum	Th 15,5		
4.2 TD 24v (HDJ80) Eng.1HDFE/ FT (125kW)	3/95-12/97		F		22-0153-0		Sum	Th 15,0		
	3/95-12/97		R		22-0432-0		Sum	Th 15,5		
4.5 24v (FZJ80) Eng.1FZFE (151kW)	8/92-12/97		F		22-0153-0		Sum	Th 15,0		
	8/92-12/97		R		22-0432-0		Sum	Th 15,5		
<b>Land Cruiser V 90 (J9) 4/96-</b>										
3.0 D-4D Eng.1KDFTV (120kW)	10/00-		F		22-0129-0		Sum	Th 15,0		
	10/00-		R		22-0432-0		Sum	Th 15,5		
	00-02		R		23-0972			Ø 312,0 Th 18,0-16,0	Vent.	
	10/00-		R		53-0441			210,0x46		
3.0 TD (KZJ90, KZJ95) Eng.1KZTE (92kW)	4/96-		F		22-0129-0		Sum	Th 15,0		
	4/96-		R		22-0432-0		Sum	Th 15,5		
	93-96		F		23-0364			Ø 302,0 Th 20,0-19,0	Vent.	
	96-02		R		23-0972			Ø 312,0 Th 18,0-16,0	Vent.	
3.4 i 24v (VZJ90, VZJ95) Eng.5VZFE (131kW)	4/96-		F		22-0129-0		Sum	Th 15,0		
	4/96-		R		22-0432-0		Sum	Th 15,5		
	96-02		R		23-0972			Ø 312,0 Th 18,0-16,0	Vent.	
	4/96-		R		53-0441			210,0x46		
<b>Land Cruiser VI 100 (J10) 1/98-12/07</b>										
4.2 TD (HDJ100) Eng.1HDFTE (150kW)	1/98-		F		22-0452-0		Sum	Th 17,5		
	1/98-		R		22-0453-0		Sum	Th 17,0		
4.7 V8 32V (UZJ100) Eng.2UZFE (173kW)	1/98-		F		22-0452-0		Sum	Th 17,5		
	1/98-		R		22-0453-0		Sum	Th 17,0		
<b>Land Cruiser VII (J12) 9/02-</b>										
3.0 D-4D Eng.1KDFTV (120-122kW)	1/03-		F		22-0454-0		Sum	Th 17,0		
	1/03-		R		22-0432-0		Sum	Th 15,5		
	03-		F		23-0968			Ø 338,0 Th 28,0-26,0	Vent.	
	03-		R		23-0972			Ø 312,0 Th 18,0-16,0	Vent.	
3.0 D-4D Eng.1KDFTV (127kW)	1/03-		R		53-0441			210,0x46		
	3.0 D-4D Eng.1KDFTV (127kW)	1/07-		F		22-0454-0		Sum	Th 17,0	
		1/07-		R		22-0432-0		Sum	Th 15,5	
	07-		F		23-0968			Ø 338,0 Th 28,0-26,0	Vent.	
07-		R		23-0972			Ø 312,0 Th 18,0-16,0	Vent.		
3.0 D-4D Eng.1KZTE (92kW)	02-		F		22-0454-0		Sum	Th 17,0		
	02-		R		22-0432-0		Sum	Th 15,5		
	02-		F		23-0968			Ø 338,0 Th 28,0-26,0	Vent.	
	02-		R		53-0441			210,0x46		
4.0 Eng.1GRFE (183kW)	1/03-		F		22-0454-0		Sum	Th 17,0		
	1/03-		R		22-0432-0		Sum	Th 15,5		
	03-		F		23-0968			Ø 338,0 Th 28,0-26,0	Vent.	
	03-		R		23-0972			Ø 312,0 Th 18,0-16,0	Vent.	
<b>Land Cruiser VIII (J20) 1/08-</b>										
4.5 D-4D Eng.1VD-FTV (210kW)	08-		F		22-0821-0		Sum	Th 18,5		
	08-		R		22-0822-0		Sum	Th 17,5		
	5/08-		R		53-0451			242,0x32	Hand Brake	
4.5 D-4D V8 (195kW)	08-		F		22-0821-0		Sum	Th 18,5		
	08-		R		22-0822-0		Sum	Th 17,5		
	1/08-		R		53-0451			242,0x32	Hand Brake	
4.7 VVTi Eng.2UZ (212kW)	08-		F		22-0821-0		Sum	Th 18,5		
	08-		R		22-0822-0		Sum	Th 17,5		
	5/08-		R		53-0451			242,0x32	Hand Brake	













				Spare Parts	F/R	L/R	METELLI ref.	METELLI ref. w/KIT		DIMENSIONS mm.	NOTE
<b>Matrix 9/01-2/04</b>											
1.8 VVTi Eng.1ZZFE (91kW)	9/01-2/04		R				53-0443	53-0443K		174,0x32	
1.8 VVTi Eng.1ZZFE (96kW)	9/01-2/04		R				53-0443	53-0443K		174,0x32	
<b>MR 2 I (W1) 11/84-6/90</b>											
1.6 16v (AW11) Eng.4AGEL/ GELC (85-89-91kW)	11/84-6/90		F				22-0108-0		Ake	Th 15,0	
	11/84-6/90		R				22-0754-0		Ake	Th 15,5	
	84-90		F				23-0715			Ø 243,0 Th 18,0-17,0	Vent.
<b>MR 2 II (W2) 12/89-5/00</b>											
2.0 16v Eng.3SGE (115-125-129kW)	-92		F				22-0444-0		Ake	Th 15,5	
	92-		F				22-0166-0		Ake	Th 15,5	
	12/89-5/00		R				22-0754-0		Ake	Th 15,5	
	90-00		F				23-0257			Ø 258,0 Th 25,0-23,0	Vent.
<b>MR 2 III (W3) 4/00-</b>											
1.8 16v VVTi Eng.1ZZFE (92-95-99-103kW)	4/00-		F				22-0423-0		Ake	Th 16,0	
	4/00-		R				22-0754-0		Ake	Th 15,5	
	4/00-		F				23-0717			Ø 255,0 Th 20,0-18,0	Vent.
<b>Paseo I 4/91-8/95</b>											
1.5 (74kW)	4/91-8/95		R				53-0425		Sum	180,0x28	Usa
<b>Paseo II (EL54) 8/95-7/99</b>											
1.5 (85kW)	8/95-7/99		R				53-0420		Sum	180,0x28	
1.5 16v, Cabrio Eng.5EFE (66kW)	8/95-7/99		F				22-0108-0		Ake	Th 15,0	
	97-		R				22-0445-0		Sum	Th 12,5	
	8/95-7/99		R				53-0420		Sum	180,0x28	
	95-99		R				18-0123			Ø 180,0	
<b>Picnic I (XM10) 5/96-4/01</b>											
2.0 Eng.3SFE (90kW)	01-		F				23-0494			Ø 255,0 Th 28,0-26,0	Vent.
	1/01-4/01		R				53-0423			200,0x37	Hand Brake
	1/01-4/01		R				53-0434		Sum	228,6x42	
2.0 16v (SXM10) Eng.3SFE (94-95-98kW)	5/96-		F				22-0149-0		Ake	Th 17,5	
	96-		F				23-0494			Ø 255,0 Th 28,0-26,0	Vent.
5/96-4/01		R				53-0417		Sum	200,0x37	Hand Brake	
2.2 D (CMX10) Eng.3CTE (66kW)	8/97-		F				22-0149-0		Ake	Th 17,5	
	97-		F				23-0494			Ø 255,0 Th 28,0-26,0	Vent.
	8/97-4/01		R				53-0434		Sum	228,6x42	
<b>Previa I (TCR1, 2) 5/90-8/00</b>											
2.4, 4WD Eng.2TZFE (97kW)	-96		F				22-0281-0		Ake	Th 15,5	
	-96		F				22-0425-0		Ake	Th 15,5	
	96-		F				22-0456-0		Ake	Th 15,5	
	5/90-8/00	R				22-0426-0		Sum	Th 15,5		
	5/90-8/00		R				53-0439	53-0439K		190,0x45	Hand Brake
	5/90-8/00		R				53-0410		Ake	254,0x50	10,20 TCR, Hand Brake
	5/90-8/00		R				53-0416		Ake	254,0x50	11,21 TCR, Hand Brake
<b>Previa II (ACR3) 8/00-</b>											
2.0 D-4D Eng.1CDFTV (66-81-85kW)	-03		F				22-0443-0		Ake	Th 16,5	
	03-		F				22-0615-0		Ake	Th 17,0	
	3/01-		R				22-0428-0		Ake	Th 16,5	
	3/01-		R				53-0439	53-0439K		190,0x45	Hand Brake
2.4 16v Eng.2AZFE (115kW)	-03		F				22-0443-0		Ake	Th 16,5	
	03-		F				22-0615-0		Ake	Th 17,0	
	8/00-		R				22-0428-0		Ake	Th 16,5	
	8/00-		R				53-0439	53-0439K		190,0x45	Hand Brake
<b>Prius I (NHW11) 5/00-1/04</b>											
1.5 Eng.1NZFXE (53kW)	5/00-1/04		F				22-0423-0		Ake	Th 16,0	
	5/00-1/04		R				22-0424-0		Ake	Th 14,0	
	00-04		F				23-0637			Ø 255,0 Th 25,0-23,0	Vent.
	00-04		R				23-0636			Ø 269,0 Th 9,0-8,0	
	5/00-1/04		R				53-0443	53-0443K		174,0x32	
	5/00-1/04		R				53-0431		Ake	203,0x32	
00-04		R				18-0357			Ø 200,0		
<b>Prius II (NHW20) 1/04-12/08</b>											
1.5 Eng.1NZFXE (57kW)	1/04-		F				22-0423-0		Ake	Th 16,0	
	1/04-		R				22-0424-0		Ake	Th 14,0	
	1/04-12/08		R				53-0443	53-0443K		174,0x32	
	1/04-12/08		R				53-0431		Ake	203,0x32	



			Spare Parts	F/R	L/R	METELLI ref.	METELLI ref. w/KIT		DIMENSIONS mm.	NOTE
<b>Rav 4 I (XA1) 6/94-6/00</b>										
2.0 16v, Cabrio Eng.3SFE (90-95-98kW)	6/94-6/00		F			22-0149-0		Ake	Th 17,5	
	94-00		F			23-0509			Ø 302,0 Th 18,0-16,0	Vent.
	6/94-6/00		R			53-0429			228,6x42	
<b>Rav 4 II (XA2) 6/00-2/06</b>										
1.8 16v VVTi Eng.1ZZFE (92-95-99-103kW)	2/01-		F			22-0430-0		Ake	Th 17,0	
	2/01-		R			22-0431-0		Ake	Th 14,0	
	2/01-		F			23-0801			Ø 275,0 Th 25,0-23,0	Vent.
	2/01-		R			23-0803			Ø 302,0 Th 9,0-8,0	+ABS
	2/01-2/06		R			53-0439	53-0439K		190,0x45	Hand Brake
	2/01-2/06		R			53-0437			228,6x42	
	01-05		R			51-0208		Ake	Ø 19,05 228,6x42	AKE
2.0 D-4D 4WD Eng.1CDFTV (66-81-85kW)	9/01-		F			22-0430-0		Ake	Th 17,0	
	9/01-		R			22-0431-0		Ake	Th 14,0	
	9/01-		F			23-0801			Ø 275,0 Th 25,0-23,0	Vent.
	9/01-		R			23-0803			Ø 302,0 Th 9,0-8,0	+ABS
	9/01-2/06		R			53-0439	53-0439K		190,0x45	Hand Brake
	9/01-2/06		R			53-0437			228,6x42	
	01-05		R			51-0208		Ake	Ø 19,05 228,6x42	AKE
2.0 VVTi 4WD Eng.1AZFE/ FSE (110kW)	6/00-		F			22-0430-0		Ake	Th 17,0	
	6/00-		R			22-0431-0		Ake	Th 14,0	
	6/00-		F			23-0801			Ø 275,0 Th 25,0-23,0	Vent.
	6/00-		R			23-0803			Ø 302,0 Th 9,0-8,0	+ABS
	6/00-2/06		R			53-0439	53-0439K		190,0x45	Hand Brake
	6/00-2/06		R			53-0437			228,6x42	
	01-03		R			51-0208		Ake	Ø 19,05 228,6x42	AKE
2.4 VVTi 4WD Eng.2AZFE (112kW)	1/03-12/05		R			53-0437			228,6x42	
<b>Rav 4 III (XA3) 3/06-</b>										
2.0 VVT-i Eng.1AZFE/ FSE (112kW)	3/06-		F			22-0748-0		Ake	Th 17,5	
	3/06-		F			22-0747-0		Ake	Th 17,5	Exc. Europe
	3/06-		R			22-0749-0		Ake	Th 15,5	
	06-		F			23-0946			Ø 296,0 Th 28,0-25,0	Vent., +ABS
	3/06-		R			53-0450			170,0x32	
2.2 D-4D Eng.2ADFTV (100kW)	3/06-		F			22-0748-0		Ake	Th 17,5	
	3/06-		F			22-0747-0		Ake	Th 17,5	Exc. Europe
	3/06-		R			22-0749-0		Ake	Th 15,5	
	06-		F			23-0946			Ø 296,0 Th 28,0-25,0	Vent., +ABS
2.2 D-CAT Eng.2ADFHV (130kW)	3/06-		F			22-0748-0		Ake	Th 17,5	
	3/06-		F			22-0747-0		Ake	Th 17,5	Exc. Europe
	3/06-		R			22-0749-0		Ake	Th 15,5	
	06-		F			23-0946			Ø 296,0 Th 28,0-25,0	Vent., +ABS
2.4 VVTi (125kW)	11/05-		R			53-0450			170,0x32	
3.5 VVTi (201kW)	11/05-		R			53-0450			170,0x32	
<b>Sequoia 5/00-</b>										
4.7 (175kW)	08-		F			22-0821-0		Sum	Th 18,5	
	5/00-07		F			22-0454-0		Sum	Th 17,0	
	08-		R			22-0822-0		Sum	Th 17,5	
<b>Space Cruiser 1/83-12/88</b>										
2.0 Eng.3Y/ 3YC (65kW)	1/83-12/88		R			53-0408		Ake	228,6x41	Model F, Hand Brake
	1/83-12/88		R			53-0410		Ake	254,0x50	Model F, Hand Brake
	1/83-12/88		R			53-0413		Ake	254,0x58	Hand Brake
<b>Starlet II (P6) 2/78-9/84</b>										
1.0 (KP60), SW Eng.2K (33-43kW)	2/78-9/84		F			22-0234-0		Sum	Th 13,5	
	78-84		F			23-0149			Ø 226,0 Th 10,0-9,0	
	2/78-9/84		R			53-0424			200,0x36	
	78-84		R			18-0127			Ø 200,0	Incl. SW
1.2 S (KP62), SW Eng.3KH (39-41-57kW)	10/78-8/82		F			22-0234-0		Sum	Th 13,5	
	78-82		F			23-0149			Ø 226,0 Th 10,0-9,0	
	10/78-8/82		R			53-0424			200,0x36	
	78-82		R			18-0127			Ø 200,0	
1.3 (KP61) Eng.4K (41-43-48kW)	8/82-9/84		F			22-0234-0		Sum	Th 13,5	
	82-84		F			23-0149			Ø 226,0 Th 10,0-9,0	
	82-84		R			18-0127			Ø 200,0	
<b>Starlet III (P7) 10/84-12/89</b>										
1.0 (EP70L) Eng.1EL (40kW)	10/84-12/89		F			22-0234-0		Sum	Th 13,5	
	10/84-12/89		R			53-0420		Sum	180,0x28	
	84-89		R			18-0123			Ø 180,0	











































		Spare Parts	F/R	L/R	METELLI ref.	METELLI ref. w/KIT		DIMENSIONS mm.	NOTE	
1.3 (52kW)	10/84-11/89		R		53-0420		Sum	180,0x28		
1.3 (EP71L) Eng.2ELC (55-68kW)	10/84-12/89		F		22-0234-0		Sum	Th 13,5		
	84-89		F		23-0290			Ø 226,0 Th 16,0-15,0	Vent.	
	10/84-12/89		R		53-0420		Sum	180,0x28		
	84-89		R		18-0123			Ø 180,0		
1.5 D (NP70L) Eng.1N (40kW)	12/86-12/89		F		22-0234-0		Sum	Th 13,5		
	86-89		F		23-0149			Ø 226,0 Th 10,0-9,0		
	12/86-12/89		R		53-0420		Sum	180,0x28		
	12/86-12/89		R		53-0425		Sum	180,0x28		
	86-89		R		18-0123			Ø 180,0		
<b>Starlet IV (P8) 12/89-3/96</b>										
1.0 (EP80) Eng.1E (40kW)	12/89-12/92		F		22-0422-0		Ake	Th 13,5	-ABS	
	12/89-12/92		F		22-0108-0		Ake	Th 15,0	+ABS	
	12/89-12/92		R		53-0420		Sum	180,0x28		
	89-92		R		18-0123			Ø 180,0		
1.3 12v (EP81), Kat Eng.2E/ 2EE (55kW)	12/89-3/96		F		22-0422-0		Ake	Th 13,5	-ABS	
	12/89-3/96		F		22-0108-0		Ake	Th 15,0	+ABS	
	89-92		F		23-0259			Ø 228,9 Th 16,0-15,0	Vent.	
	12/89-3/96		R		53-0420		Sum	180,0x28		
	12/89-3/96		R		53-0425		Sum	180,0x28		
89-96		R		18-0123			Ø 180,0			
1.5 D (NP80) Eng.1N (40kW)	12/89-3/96		F		22-0422-0		Ake	Th 13,5	-ABS	
	12/89-3/96		F		22-0108-0		Ake	Th 15,0	+ABS	
	12/89-3/96		R		53-0420		Sum	180,0x28		
<b>Starlet V (P9) 4/96-3/99</b>										
1.3 (EP91) Eng.4EFE (55kW)	4/96-3/99		F		22-0108-0		Ake	Th 15,0		
	96-99		R		18-0123			Ø 180,0		
<b>Supra III (JZA80) 5/93-8/98</b>										
3.0 i Bi-T. Eng.2JZGTE (243kW)	5/93-8/98		R		53-0439	53-0439K		190,0x45	Hand Brake	
<b>Tacoma 1/95-</b>										
All models	1/95-		R		53-0447			290,0x51	4WD, Hand Brake	
	95-		R		18-0112			Ø 254,0		
	95-		R		18-0121			Ø 295,0	4WD	
<b>Tercel I (L1, L2) 3/79-4/86</b>										
1.3 (AL20, AL11) Eng.2A (48kW)	-82		F		22-0234-0		Sum	Th 13,5		
	82-		F		22-0108-0		Ake	Th 15,0		
	79-		F		23-0172			Ø 226,0 Th 10,0-9,0		
	82-90		R		18-0111			Ø 180,0		
	90-		R		18-0123			Ø 180,0		
	90-		R		18-0123			Ø 180,0		
1.5 TD	90-		R		18-0123			Ø 180,0		
	1.5, 4WD (AL25) Eng.3AC/ LU/ U (52kW)	-7/83		F		22-0234-0		Sum	Th 13,5	
		8/83-		F		22-0108-0		Ake	Th 15,0	
	83-		F		23-0172			Ø 226,0 Th 10,0-9,0		
	10/82-4/86		R		53-0424			200,0x36	4WD	
	10/86-3/88		R		18-0113			Ø 200,0	SW, 4WD	
83-88		R		18-0115			Ø 200,0			
90-		R		18-0123			Ø 180,0			
<b>Tercel II (L3) 5/86-6/90</b>										
1.3 12v Eng.2E	-88		F		22-0108-0		Ake	Th 15,0		
1.5 Eng.3E	-88		F		22-0108-0		Ake	Th 15,0		
	5/86-12/89		R		53-0419		Sum	200,0x37		
<b>Tercel III (L4) 9/90-12/94</b>										
1.5 Eng.3E/ 3EE	9/90-8/92		R		53-0425		Sum	180,0x28		
1.5 Eng.5EFE	9/90-12/94		R		53-0425		Sum	180,0x28		
<b>Trueno 8/74-12/80</b>										
1.2 (40kW)	74-80		R		18-0126			Ø 200,0		
<b>Tundra 1/02-</b>										
4.0 V6 Eng.1GR-FE V6 (174kW)	08-		F		22-0821-0		Sum	Th 18,5		
	1/02-07		F		22-0454-0		Sum	Th 17,0		
	08-		R		22-0822-0		Sum	Th 17,5		
	1/02-		R		53-0447			290,0x51	4WD, Hand Brake	
4.7 V8 Eng.2UZ-FE V8 (181-200kW)	08-		F		22-0821-0		Sum	Th 18,5		
	1/02-07		F		22-0454-0		Sum	Th 17,0		
	08-		R		22-0822-0		Sum	Th 17,5		
	1/02-		R		53-0447			290,0x51	4WD, Hand Brake	

			Spare Parts	F/R	L/R	METELLI ref.	METELLI ref. w/KIT		DIMENSIONS mm.	NOTE	
<b>Yaris I (CP10)/ Vitz 4/99-12/05</b>											
1.0 16v Eng.1SZFE (48kW)	3/03-		F			22-0292-0		Ake	Th 16,5	Made in Japan	
			F			22-0421-0		Bosch	Th 17,0	Made in France	
	03-		F			23-0552			Ø 235,0 Th 18,0-16,0	Vent., Rear Drum Brake, -ABS	
			F			23-0717			Ø 255,0 Th 20,0-18,0	Vent., Rear Disc Brake, +ABS	
	03-		R			23-0636			Ø 269,0 Th 9,0-8,0	+ABS	
			R			53-0443	53-0443K		174,0x32	Made in Japan	
	3/03-12/05		R			53-0431		Ake	203,0x32	Made in Japan	
	3/03-12/05		R			53-0438		Bosch	200,0x32	Made in France, Hand Brake	
	03-		R			51-0182		Bosch	Ø 19,05 200,0x32	RAI, Made in France	
	1.0 16v Eng.1SZFE (50kW)	4/99-		F			22-0292-0		Ake	Th 16,5	Made in Japan
F						22-0421-0		Bosch	Th 17,0	Made in France	
99-			F			23-0552			Ø 235,0 Th 18,0-16,0	Vent., Rear Drum Brake, -ABS	
			F			23-0717			Ø 255,0 Th 20,0-18,0	Vent., Rear Disc Brake, +ABS	
99-			R			23-0636			Ø 269,0 Th 9,0-8,0	+ABS	
			R			53-0443	53-0443K		174,0x32	Made in Japan	
4/99-12/05			R			53-0436			180,0x27	Made in Japan, Hand Brake	
4/99-12/05			R			53-0431		Ake	203,0x32	Made in Japan	
4/99-12/05			R			53-0438		Bosch	200,0x32	Made in France, Hand Brake	
99-			R			18-0107			Ø 200,0		
			R			18-0356			Ø 200,0	Made in France	
1/99-8/99			R			51-0203		Ake	Ø 17,46 203,0x32	AKE	
8/99-03			R			51-0204		Ake	Ø 17,46 203,0x32	AKE	
1.3 Eng.2SZFE (64kW)	4/02-		F			22-0292-0		Ake	Th 16,5	Made in Japan	
			F			22-0421-0		Bosch	Th 17,0	Made in France	
	02-		F			23-0552			Ø 235,0 Th 18,0-16,0	Vent., Rear Drum Brake	
			F			23-0717			Ø 255,0 Th 20,0-18,0	Vent., Rear Disc Brake, +ABS	
	02-		R			23-0636			Ø 269,0 Th 9,0-8,0	+ABS	
			R			53-0443	53-0443K		174,0x32	Made in Japan	
	4/02-12/05		R			53-0438		Bosch	200,0x32	Made in France, Hand Brake	
	4/02-12/05		R			18-0107			Ø 200,0		
	02-		R			18-0356			Ø 200,0	Made in France	
			R			51-0182		Bosch	Ø 19,05 200,0x32	RAI, Made in France	
	1.3 16v (NCP10) Eng.2NZFE (63kW)	11/99-		F			22-0292-0		Ake	Th 16,5	Made in Japan
				F			22-0421-0		Bosch	Th 17,0	Made in France
		99-		F			23-0552			Ø 235,0 Th 18,0-16,0	Vent., Rear Drum Brake
F						23-0717			Ø 255,0 Th 20,0-18,0	Vent., Rear Disc Brake, +ABS	
99-			R			23-0636			Ø 269,0 Th 9,0-8,0	+ABS	
			R			53-0443	53-0443K		174,0x32	Made in Japan	
11/99-12/05			R			53-0436			180,0x27	Made in Japan, Hand Brake	
11/99-12/05			R			53-0431		Ake	203,0x32	Made in Japan	
11/99-12/05			R			53-0438		Bosch	200,0x32	Made in France, Hand Brake	
99-			R			18-0107			Ø 200,0		
			R			18-0356			Ø 200,0	Made in France	
1/99-8/99			R			51-0203		Luc	Ø 17,46 203,0x32	AKE	
8/99-			R			51-0204		Ake	Ø 17,46 203,0x32	AKE	
1.4 D-4D Eng.1NDTV (55kW)	-02		F			22-0423-0		Ake	Th 16,0	Made in Japan	
			F			22-0292-0		Ake	Th 16,5	Made in Japan	
	02-		F			22-0421-0		Bosch	Th 17,0	Made in France	
			F			23-0552			Ø 235,0 Th 18,0-16,0	Vent., Rear Drum Brake, -ABS	
	12/01-		F			23-0717			Ø 255,0 Th 20,0-18,0	Vent., Rear Disc Brake, +ABS	
			R			23-0636			Ø 269,0 Th 9,0-8,0	+ABS	
	12/01-12/05		R			53-0443	53-0443K		174,0x32	Made in Japan	
			R			53-0436			180,0x27	Made in Japan, Hand Brake	
	12/01-12/05		R			53-0431		Ake	203,0x32	Made in Japan	
	12/01-12/05		R			53-0438		Bosch	200,0x32	Made in France, Hand Brake	
	01-		R			18-0107			Ø 200,0		
			R			51-0204		Ake	Ø 17,46 203,0x32	AKE	
	01-03		R			51-0182		Bosch	Ø 19,05 200,0x32	RAI, Made in France	
1.5 TS (NCP13) Eng.1NZFE (77kW)	03-		F			23-0717			Ø 255,0 Th 20,0-18,0	Vent., +ABS	
			R			23-0636			Ø 269,0 Th 9,0-8,0	+ABS	
	1/03-12/05		R			53-0443	53-0443K		174,0x32	Made in Japan	
			R			53-0431		Ake	203,0x32	Made in Japan	
	1/03-12/05		R			53-0438		Bosch	200,0x32	Made in France, Hand Brake	
1.5 VVT-i TS Eng.1NZFE (110kW)	1/03-12/05		F			22-0423-0		Ake	Th 16,0		
			R			22-0424-0		Ake	Th 14,0		
	03-05		F			23-0717			Ø 255,0 Th 20,0-18,0	Vent.	

















































		Spare Parts	F/R	L/R	METELLI ref.	METELLI ref. w/KIT		DIMENSIONS mm.	NOTE
1.5 VVT-i TS Eng.1NZFE (110kW)		03-05	R		23-0636			Ø 269,0 Th 9,0-8,0	
		1/03-12/05	R		53-0443	53-0443K		174,0x32	Made in Japan
		1/03-12/05	R		53-0431		Ake	203,0x32	Made in Japan
		1/03-12/05	R		53-0438		Bosch	200,0x32	Made in France, Hand Brake
1.5 VVT-i TS Eng.1NZFE (78kW)		01-	F		22-0423-0		Ake	Th 16,0	
		01-	R		22-0424-0		Ake	Th 14,0	
		01-	F		23-0717			Ø 255,0 Th 20,0-18,0	Vent., +ABS
		01-	R		23-0636			Ø 269,0 Th 9,0-8,0	+ABS
		01-	R		53-0443	53-0443K		174,0x32	Made in Japan
		01-	R		53-0436			180,0x27	Made in Japan, Hand Brake
		01-	R		53-0431		Ake	203,0x32	Made in Japan
		01-	R		53-0438		Bosch	200,0x32	Made in France, Hand Brake
<b>Yaris I (NC/LP2) Verso 11/99-12/05</b>									
1.3 16v (NCP22) Eng.2NZFE (63kW)		11/99-	F		22-0423-0		Ake	Th 16,0	
		99-	F		23-0552			Ø 235,0 Th 18,0-16,0	Vent.
		99-	F		23-0717			Ø 255,0 Th 20,0-18,0	Vent., +ABS
		99-	R		23-0636			Ø 269,0 Th 9,0-8,0	+ABS
		11/99-12/05	R		53-0443	53-0443K		174,0x32	
		11/99-12/05	R		53-0431		Ake	203,0x32	
		99-	R		18-0379			Ø 200,0	
		99-	R		51-0233		Ake	Ø 19,05 203,0x32	AKE
1.4 D-4D Eng.1NDTV (55kW)		12/01-	F		22-0423-0		Ake	Th 16,0	
		12/01-	R		22-0424-0		Ake	Th 14,0	
		12/01-	F		23-0717			Ø 255,0 Th 20,0-18,0	Vent., +ABS
		12/01-	R		23-0636			Ø 269,0 Th 9,0-8,0	+ABS
		12/01-12/05	R		53-0443	53-0443K		174,0x32	
		12/01-12/05	R		53-0431		Ake	203,0x32	
		01-	R		18-0379			Ø 200,0	
		12/01-	R		51-0233		Ake	Ø 19,05 203,0x32	AKE
1.5 (NCP21) Eng.1NZFE (78kW)		3/00-	F		22-0423-0		Ake	Th 16,0	
		3/00-	R		22-0424-0		Ake	Th 14,0	
		00-	F		23-0717			Ø 255,0 Th 20,0-18,0	Vent., +ABS
		00-	R		23-0636			Ø 269,0 Th 9,0-8,0	+ABS
		3/00-12/05	R		53-0443	53-0443K		174,0x32	
		3/00-12/05	R		53-0431		Ake	203,0x32	
00-	R		51-0233		Ake	Ø 19,05 203,0x32	AKE		
<b>Yaris II (SP9) 1/06-</b>									
1.0 VVT-i Eng.1KRFE (51kW)		1/06-	F		22-0745-0		Ake	Th 17,5	Made in Japan
		1/06-	F		22-0820-0		Ake	Th 17,5	Made in Japan, VSC/TRC
		1/06-	F		22-0316-1		Ate	Th 17,5	Made in France, Incl. VSC/TRC
		1/06-	R		22-0746-0		Ake	Th 15,5	Made in Japan, VSC/TRC
		1/06-	R		22-0556-1		Ate	Th 14,5	Made in France, VSC/TRC
		06-	F		23-0944			Ø 255,0 Th 22,0-19,0	Vent., Made in Japan, -ABS
		06-	F		23-0879			Ø 258,0 Th 22,0-20,4	Vent., Made in France, +ABS
		06-	R		23-0947			Ø 278,0 Th 9,0-7,0	Made in France, +ABS
		1/06-	R		53-0454		Ap	203,0x38	
		1/06-	R		53-0454		Ap	203,0x38	
1.3 VVT-i (74kW)		09-	F		23-0944			Ø 255,0 Th 22,0-19,0	Vent., Made in Japan, -ABS
		09-	F		23-0879			Ø 258,0 Th 22,0-20,4	Vent., Made in France, +ABS
1.3 VVT-i Eng.2SZFE (64kW)		3/09-	R		53-0454		Ap	203,0x38	
		1/06-	F		22-0745-0		Ake	Th 17,5	Made in Japan
			F		22-0820-0		Ake	Th 17,5	Made in Japan, VSC/TRC
			F		22-0316-1		Ate	Th 17,5	Made in France, Incl. VSC/TRC
			R		22-0746-0		Ake	Th 15,5	Made in Japan, VSC/TRC
			R		22-0556-1		Ate	Th 14,5	Made in France, VSC/TRC
		06-	F		23-0944			Ø 255,0 Th 22,0-19,0	Vent., Made in Japan, -ABS
		06-	F		23-0879			Ø 258,0 Th 22,0-20,4	Vent., Made in France, +ABS
		06-	R		23-0947			Ø 278,0 Th 9,0-7,0	Made in France, +ABS
		1/06-	R		53-0454		Ap	203,0x38	
1.4 D-4D Eng.1NDTV (66kW)		1/06-	F		22-0745-0		Ake	Th 17,5	Made in Japan
		1/06-	F		22-0820-0		Ake	Th 17,5	Made in Japan, VSC/TRC
		1/06-	F		22-0316-1		Ate	Th 17,5	Made in France, Incl. VSC/TRC
		1/06-	R		22-0746-0		Ake	Th 15,5	Made in Japan, VSC/TRC
		1/06-	R		22-0556-1		Ate	Th 14,5	Made in France, VSC/TRC
		06-	F		23-0944			Ø 255,0 Th 22,0-19,0	Vent., Made in Japan, -ABS
		06-	F		23-0879			Ø 258,0 Th 22,0-20,4	Vent., Made in France, +ABS
		06-	R		23-0947			Ø 278,0 Th 9,0-7,0	Made in France, +ABS
		1/06-	R		53-0454		Ap	203,0x38	


		Spare Parts	F/R	L/R	METELLI ref.	METELLI ref. w/KIT		DIMENSIONS mm.	NOTE
1.8 Eng.2ZRFE (98kW)	11/07-		R		53-0454		Ap	203,0x38	
1.8 TS (72kW)	4/07-		F		22-0820-0		Ake	Th 17,5	Made in Japan, VSC/TRC
	4/07-		R		22-0746-0		Ake	Th 15,5	
	4/07-		R		53-0454		Ap	203,0x38	

## TOYOTA LCV

Hiace I (H) 2/77-12/84									
1.6 Eng.12R (48-49kW)	2/77-12/84		F		22-0457-0		Ake	Th 15,0	
	2/77-12/84		F		53-0414		Ake	254,0x50	
	2/77-12/84		R		53-0416		Ake	254,0x50	Wagon, Hand Brake
	2/77-12/84		R		53-0413		Ake	254,0x58	Bus, Van, Hand Brake
1.8 Eng.16R (77kW)	1/77-12/78		F		22-0457-0		Ake	Th 15,0	
	1/77-12/78		F		53-0414		Ake	254,0x50	
	1/77-12/78		R		53-0413		Ake	254,0x58	Bus, Van, Hand Brake
2.0 Eng.21R (77kW)	1/78-12/82		F		22-0457-0		Ake	Th 15,0	
	1/78-12/82		F		53-0414		Ake	254,0x50	
	1/78-12/82		R		53-0413		Ake	254,0x58	Van, Bus, Hand Brake
2.0 (RH25-32) Eng.18R (65-81kW)	7/77-3/83		F		22-0457-0		Ake	Th 15,0	
	7/77-3/83		F		53-0414		Ake	254,0x50	
	7/77-3/83		R		53-0413		Ake	254,0x58	Van, Bus, Hand Brake
2.2 Eng.20R (81kW)	1/74-12/78		R		53-0416		Ake	254,0x50	Wagon, Hand Brake
	1/74-12/78		R		53-0413		Ake	254,0x58	Van, Bus, Hand Brake
2.2 D (LH20-30) Eng.L (46kW)	1/79-3/83		F		22-0457-0		Ake	Th 15,0	
	1/79-3/83		F		53-0414		Ake	254,0x50	
Hiace II (H5) 3/83-11/89									
1.6 Eng.12R (49kW)	3/83-11/89		R		53-0413		Ake	254,0x58	Hand Brake
1.8 Eng.2Y (58kW)	3/83-11/89		F		22-0227-0		Ake	Th 15,5	
	83-89		F		23-0716			Ø 257,0 Th 25,0-24,0	Vent.
	3/83-11/89		R		53-0413		Ake	254,0x58	Hand Brake
	1/86-87		R		18-0121			Ø 295,0	
2.0 Eng.3Y/ 3YC (65kW)	1/84-11/89		F		22-0227-0		Ake	Th 15,5	
	83-89		F		23-0716			Ø 257,0 Th 25,0-24,0	Vent.
	1/84-11/89		R		53-0410		Ake	254,0x50	Wagon, Hand Brake
	1/84-11/89		R		53-0416		Ake	254,0x50	Wagon 50,51,60,61, Hand Brake
	1/84-11/89		R		53-0413		Ake	254,0x58	Van, Bus, Hand Brake
	1/86-89		R		18-0121			Ø 295,0	
2.2 D Eng.L (49-72kW)	3/83-11/89		F		22-0227-0		Ake	Th 15,5	
	83-89		F		23-0716			Ø 257,0 Th 25,0-24,0	Vent.
2.2, 4WD Eng.4Y/ 4YEC (69-72kW)	1/87-12/89		R		53-0413		Ake	254,0x58	Van, Bus, Hand Brake
2.4 D Eng.2L (71kW)	1/84-12/89		F		22-0227-0		Ake	Th 15,5	
	1/84-12/89		R		53-0413		Ake	254,0x58	Hand Brake
2.4 D, 4WD Eng.2L (55kW)	5/84-11/89		F		22-0227-0		Ake	Th 15,5	
	83-89		F		23-0716			Ø 257,0 Th 25,0-24,0	Vent.
	5/84-11/89		R		53-0413		Ake	254,0x58	Hand Brake
	1/86-89		R		18-0121			Ø 295,0	
Hiace III (H10) 8/89-8/95									
2.0 (RZH102) Eng.1RZ (74kW)	-93		F		22-0433-0		Sum	Th 15,5	
	93-		F		22-0434-0		Sum	Th 15,5	
	8/89-8/95		R		53-0428			270,0x55	DX, RWD, 9p
	8/89-8/95		R		53-0413		Ake	254,0x58	Van, Bus, Wagon, Hand Brake
	8/89-8/95		R		53-0426		Ake	270,0x55	Van, Truck LH100, Hand Brake
	8/89-8/95		R		53-0421		Ake	295,0x50	Van, Bus RZH119, Hand Brake
	89-		R		18-0128			Ø 270,0	
	89-		R		18-0326			Ø 270,0	
	90-94		R		18-0125			Ø 254,0	Van
	90-94		R		18-0121			Ø 295,0	Van
2.2 Eng.4Y/ 4YEC (72kW)	1/89-12/95		R		53-0426		Ake	270,0x55	Hand Brake
2.4 D (LH102), 4WD Eng.2L (55-57-71kW)	-93		F		22-0433-0		Sum	Th 15,5	
	93-		F		22-0434-0		Sum	Th 15,5	
	8/89-8/95		R		53-0428			270,0x55	RWD, 9p
	8/89-8/95		R		53-0413		Ake	254,0x58	Hand Brake
	8/89-8/95		R		53-0421		Ake	295,0x50	Van, 4WD 61,108,118, Hand Brake
	92-		R		18-0125			Ø 254,0	
2.4, 4WD (RZH103) Eng.2RZE (88kW)	-93		F		22-0433-0		Sum	Th 15,5	
	93-		F		22-0434-0		Sum	Th 15,5	
	89-93		R		18-0326			Ø 270,0	HA1




		Spare Parts	F/R	L/R	METELLI ref.	METELLI ref. w/KIT		DIMENSIONS mm.	NOTE
2.4, 4WD (RZH103) Eng.2RZE (88kW)	92-95		R		18-0125			Ø 254,0	
	92-95		R		18-0121			Ø 295,0	
	94-95		R		18-0128			Ø 270,0	HA1
<b>Hiace IV (H1, H2) 8/95-</b>									
2.4 D Eng.2L (55kW)	7/99-		F		22-0434-0		Sum	Th 15,5	
2.4 D Eng.2L (57-71kW)	8/95-		F		22-0434-0		Sum	Th 15,5	
2.4 TD, 4WD Eng.2LT (63-66kW)	8/95-		F		22-0434-0		Sum	Th 15,5	
	8/95-		R		53-0428			270,0x55	
2.4, 4WD Eng.2RZE (85kW)	8/95-4/98		F		22-0434-0		Sum	Th 15,5	
2.5 D-4D Eng.2KDFTV (65-70-75kW)	11/01-		F		22-0434-0		Sum	Th 15,5	
	11/01-		R		53-0452			254,0x52	
2.5 D-4D Eng.2KDFTV (86kW)	8/06-		F		22-0434-0		Sum	Th 15,5	
	8/06-		R		53-0452			254,0x52	
2.7, 4WD Eng.3RZFE (105-106kW)	4/98-		F		22-0434-0		Sum	Th 15,5	
<b>Hilux I (N) 1/72-1/89</b>									
1.6 Eng.12R (46-48kW)	-83		F		22-0457-0		Ake	Th 15,0	
	1/72-1/89		F		53-0414		Ake	254,0x50	
	-77		R		53-0412		Ake	254,0x58	
	78-		R		53-0413		Ake	254,0x58	Hand Brake
1.8 Eng.2Y (58kW)	83-		F		22-0227-0		Ake	Th 15,5	
	83-		F		53-0414		Ake	254,0x50	
	80-		R		53-0413		Ake	254,0x58	Hand Brake
2.0 Eng.18R (81kW)	-83		F		22-0457-0		Ake	Th 15,0	
	83-		F		22-0109-0		Sum	Th 15,0	4WD
	78-83		F		53-0414		Ake	254,0x50	
	1/72-12/83		R		53-0413		Ake	254,0x58	Hand Brake
2.0 Eng.3Y/ 3YC (65kW)	-83		F		22-0457-0		Ake	Th 15,0	
	83-		F		22-0109-0		Sum	Th 15,0	4WD
	78-83		F		53-0414		Ake	254,0x50	
	1/72-1/89		R		53-0413		Ake	254,0x58	Hand Brake
2.2 Eng.20R (81kW)	83-		F		22-0109-0		Sum	Th 15,0	4WD
	79-		R		53-0413		Ake	254,0x58	Hand Brake
2.2 D Eng.L (49kW)	-83		F		22-0457-0		Ake	Th 15,0	
	78-83		F		53-0414		Ake	254,0x50	
	1/72-1/89		R		53-0413		Ake	254,0x58	Hand Brake
	83-		F		22-0109-0		Sum	Th 15,0	4WD
2.4 D Eng.2L (57-71kW)	83-		F		53-0414		Ake	254,0x50	
	86-8/88		R		53-0413		Ake	254,0x58	Hand Brake
	9/88-89		R		53-0421		Ake	295,0x50	Hand Brake
	83-		F		22-0109-0		Sum	Th 15,0	4WD
<b>Hilux I (N) Pick-Up 1/84-</b>									
1.8 Eng.2Y (58-61kW)	8/88-7/94		F		22-0227-0		Ake	Th 15,5	
	88-94		F		23-0716			Ø 257,0 Th 25,0-24,0	Vent.
	8/88-7/94		R		53-0413		Ake	254,0x58	Hand Brake
2.0, 4WD Eng.3Y/ 3YC (65kW)	84-86		F		23-0716			Ø 257,0 Th 25,0-24,0	Vent.
2.2 4WD Eng.4Y/ 4YEC (69-72kW)	1/87-12/89		F		22-0129-0		Sum	Th 15,0	
	1/87-12/89		F		22-0242-0		Sum	Th 15,0	
	87-89		F		23-0716			Ø 257,0 Th 25,0-24,0	Vent.
	1/87-12/89		R		53-0421		Ake	295,0x50	Hand Brake
2.4 4WD Eng.2RZFE (103kW)	8/97-		F		22-0242-0		Sum	Th 15,0	
	97-		F		23-0642			Ø 289,0 Th 20,0-18,0	Vent.
	8/97-		R		53-0421		Ake	295,0x50	Hand Brake
2.4 D Eng.2L (55kW)	-98		F		22-0227-0		Ake	Th 15,5	
	98-		F		22-0433-0		Sum	Th 15,5	
	98-02		F		23-0716			Ø 257,0 Th 25,0-24,0	Vent.
2.4 D, 4WD Eng.2L (58-61kW)	1/94-		F		22-0242-0		Sum	Th 15,0	4WD
	-98		F		22-0227-0		Ake	Th 15,5	Exc. 4WD
	-98		F		22-0129-0		Sum	Th 15,0	4WD
	94-		F		23-0716			Ø 257,0 Th 25,0-24,0	Vent.
	1/94-		R		53-0428			270,0x55	RWD
	1/94-		R		53-0421		Ake	295,0x50	Hand Brake
2.4 i 4WD Eng.22R (84kW)	6/89-		F		22-0242-0		Sum	Th 15,0	
	-98		F		22-0129-0		Sum	Th 15,0	
	6/89-		F		23-0642			Ø 289,0 Th 20,0-18,0	Vent.
	6/89-		R		53-0416		Ake	254,0x50	Long Bed, Hand Brake
	6/89-		R		53-0413		Ake	254,0x58	Cab, Hand Brake
	6/89-		R		53-0421		Ake	295,0x50	Hand Brake



























		Spare Parts	F/R	L/R	METELLI ref.	METELLI ref. w/KIT		DIMENSIONS mm.	NOTE
2.4 TD 4WD Eng.2LT (66kW)	8/98-1/02		F		22-0242-0		Sum	Th 15,0	
	98-02		F		23-0642			Ø 289,0 Th 20,0-18,0	Vent.
2.5 D-4D Eng.2KDFTV (65kW)	-05		F		22-0433-0		Sum	Th 15,5	
	05-		F		22-0797-0		Sum	Th 15,5	
	11/01-		F		23-0716			Ø 257,0 Th 25,0-24,0	Vent.
	11/01-		R		53-0413		Ake	254,0x58	Hand Brake
2.5 D-4D 4WD Eng.2KDFTV (75kW)	-05		F		22-0242-0		Sum	Th 15,0	
	05-		F		22-0129-1		Sum	Th 17,0	
	05-06		F		22-0798-0		Gir	Th 16,5	
	01-		F		23-0642			Ø 289,0 Th 20,0-18,0	Vent.
	11/01-		R		53-0413		Ake	254,0x58	Hand Brake
<b>Hilux II 1/05-</b>									
2.5 D4-D Eng.2KDFTV (75kW)	8/05-		R		53-0445			300,0x62	
2.5 D-4D 4WD Eng.2KDFTV (88kW)	05-		F		22-0129-1		Sum	Th 17,0	
	05-06		F		22-0798-0		Gir	Th 16,5	
	1/05-		R		53-0445			300,0x62	
2.7 (118kW)	8/05-		R		53-0445			300,0x62	
3.0 D-4D, 4X4 Eng.1KDFTV (126kW)	05-		F		22-0129-1		Sum	Th 17,0	
	1/05-		R		53-0445			300,0x62	
4.0 Eng.1GRFE (175kW)	8/05-		R		53-0445			300,0x62	
<b>Liteace I 10/79-1/95</b>									
1.3 Eng.4KC/4K (42-43kW)	10/79-10/86		F		22-0455-0		Ake	Th 15,5	
	10/79-10/86		R		53-0408		Ake	228,6x41	4WD, Hand Brake
1.5 Eng.5K (51-52-61kW)	-88		F		22-0280-0		Ake	Th 15,5	
	88-91		F		22-0455-0		Ake	Th 15,5	
	85-91		F		23-0223			Ø 255,0 Th 20,0-19,0	Vent.
	10/85-9/91		R		53-0408		Ake	228,6x41	Hand Brake
	10/85-9/91		R		53-0408		Ake	228,6x41	4WD, Hand Brake
1.8 Eng.2Y (58kW)	10/82-1/92		R		53-0408		Ake	228,6x41	9Inch Brake, Hand Brake
	10/82-1/92		R		53-0416		Ake	254,0x50	10Inch Brake, Hand Brake
1.8 Eng.3T (70kW)	1/77-12/82		R		53-0408		Ake	228,6x41	9Inch Brake, Hand Brake
	1/77-12/82		R		53-0416		Ake	254,0x50	10Inch Brake, Hand Brake
1.8 D (41kW)	82-85		F		23-0223			Ø 255,0 Th 20,0-19,0	Vent.
	10/82-9/85		R		53-0408		Ake	228,6x41	4WD, Hand Brake
1.8 D Eng.1C (46-48kW)	10/85-8/88		F		22-0280-0		Ake	Th 15,5	
	85-88		F		23-0223			Ø 255,0 Th 20,0-19,0	Vent.
	10/85-8/88		R		53-0408		Ake	228,6x41	4WD, Hand Brake
2.0 Eng.3Y / 3YC (65-79kW)	-88		F		22-0280-0		Ake	Th 15,5	
	88-		F		22-0455-0		Ake	Th 15,5	
	10/79-1/92		R		53-0416		Ake	254,0x50	10Inch Brake, Hand Brake
2.0 D Eng.2C (51-53kW)	-92		F		22-0455-0		Ake	Th 15,5	
	92-		F		22-0281-0		Ake	Th 15,5	
	92-94		F		23-0223			Ø 255,0 Th 20,0-19,0	Vent.
	1/92-5/94		R		53-0410		Ake	254,0x50	Hand Brake
	1/92-5/94		R		53-0416		Ake	254,0x50	KM36, Hand Brake
2.2 Eng.4YEC (72kW)	1/92-1/95		F		22-0281-0		Ake	Th 15,5	
	1/92-1/95		R		53-0410		Ake	254,0x50	Hand Brake
<b>Modell F (R2, 31) Bus 11/82-1/90</b>									
1.8 (YR20) Eng.2Y/ 2YC (58kW)	-85		F		22-0455-0		Ake	Th 15,5	
	11/82-1/90		R		53-0408		Ake	228,6x41	Hand Brake
	11/82-1/90		R		53-0410		Ake	254,0x50	Hand Brake
2.0 Eng.3Y (66kW)	8/88-1/90		F		22-0280-0		Ake	Th 15,5	
	88-90		F		23-0223			Ø 255,0 Th 20,0-19,0	Vent.
	8/88-1/90		R		53-0408		Ake	228,6x41	Hand Brake
	8/88-1/90		R		53-0410		Ake	254,0x50	Hand Brake
2.0 Eng.3Y/ 3YC (65kW)	-85		F		22-0455-0		Ake	Th 15,5	
	85-		F		22-0280-0		Ake	Th 15,5	
	86-88		F		23-0223			Ø 255,0 Th 20,0-19,0	Vent.
	8/84-8/88		R		53-0408		Ake	228,6x41	Hand Brake
	8/84-8/88		R		53-0410		Ake	254,0x50	Hand Brake
2.2 (YR22LG, YR31LG) Eng.4Y/ 4YEC (72kW)	8/87-1/90		F		22-0280-0		Ake	Th 15,5	
	87-90		F		23-0223			Ø 255,0 Th 20,0-19,0	Vent.
<b>Pick-Up 1/75-</b>									
1 ton	75-		R		18-0112			Ø 254,0	
All models	75-		R		18-0121			Ø 295,0	Exc. Turbo, 4WD




		Spare Parts	F/R	L/R	METELLI ref.	METELLI ref. w/KIT		DIMENSIONS mm.	NOTE
<b>Pubblica 1/69-12/83</b>									
1.0 Eng.2K (33-43kW)	1/74-12/75		R		53-0409		Ake	200,0x36	Hand Brake
<b>Townace 1/70-12/90</b>									
1.6 Eng.2T (55kW)	1/70-12/80		R		53-0408		Ake	228,6x41	Hand Brake
1.8 Eng.3T (70kW)	1/77-12/82		R		53-0408		Ake	228,6x41	Hand Brake



















## VAU

<b>Mega 1/998-</b>									
0.3	1/98-		R		53-0054			180,0x32	Fitted Adjuster, Hand Brake




























































## VOLKSWAGEN





































<b>1500,1600 (31, 36), Variant 4/61-7/73</b>										
1.5 Eng.341 (40kW)	-65		F		22-0002-1		Ate	Th 15,0		
	63-65		R		18-0185			Ø 230,0		
1.5 Eng.K (33kW)	-71		F		22-0002-1		Ate	Th 15,0		
	71-		F		22-0003-0		Ate	Th 15,0		
	4/61-7/73		F		53-0457		Vag	230,0x40		
	8/66-70		R		18-0185			Ø 230,0		
1.6 (Exc. SW) Eng.P (37kW)	-71		F		22-0002-1		Ate	Th 15,0		
	71-		F		22-0003-0		Ate	Th 15,0		
	7/64-7/73		F		53-0457		Vag	230,0x40		
	64-73		R		18-0185			Ø 230,0		
1.6 L Eng.T/ U (40kW)	-71		F		22-0002-1		Ate	Th 15,0		
	71-		F		22-0003-0		Ate	Th 15,0		
	65-70		R		18-0185			Ø 230,0		
<b>181 9/69-2/79</b>										
1.5 Eng.H (32kW)	9/69-7/70		F		53-0457		Vag	230,0x40		
	9/69-7/70		F		53-0459		Vag	230,0x40	Hand Brake	
1.6 Eng.AG (32kW)	8/70-3/73		F		53-0457		Vag	230,0x40		
	8/70-3/73		F		53-0459		Vag	230,0x40	Hand Brake	
1.6 Eng.AL/ AM (35kW)	3/73-2/79		F		53-0457		Vag	230,0x40		
	3/73-2/79		F		53-0459		Vag	230,0x40	Hand Brake	
<b>Bora (1J2, 1J6), Variant 10/98-</b>										
1.4 16v Eng.AHW/ AKQ/ APE/ AUA/ AXP/ BCA (55kW)	10/98-		F		22-0211-2		Ate	Th 19,5		
	10/98-		R		22-0100-1		Gir	Th 17,0		
	98-		F		23-0390			Ø 256,0 Th 22,0-19,0	Vent., Cod. ID PR 1LQ/12F	
	98-		R		23-0366			Ø 232,0 Th 8,8-7,0		
1.6 Eng.AEH/ AKL/ APF (74kW)	-99		F		22-0211-0		Ate	Th 19,5	14Inch Wheels	
	-99		F		22-0211-1		Ate	Th 19,5	15/16Inch Wheels	
	99-		F		22-0211-2		Ate	Th 19,5		
	10/98-		R		22-0100-1		Gir	Th 17,0		
				F		23-0904			Ø 279,5 Th 22,0-19,0	Ch 1JZX400001-, Vent., Cod. ID PR 1LS/LR/ZM
				F		23-0391			Ø 279,5 Th 22,0-19,0	Ch 1JZX400001-, Vent., Cod. ID PR 1LS/LR/ZM, FR
	98-		F		23-0390			Ø 256,0 Th 22,0-19,0	Ch -1JZX400000, Vent.	
	98-		R		23-0366			Ø 232,0 Th 8,8-7,0		
	1.6 Eng.AVU/ BFQ/ BJH (75kW)	-99		F		22-0211-0		Ate	Th 19,5	14Inch Wheels
		-99		F		22-0211-1		Ate	Th 19,5	15/16Inch Wheels
99-			F		22-0211-2		Ate	Th 19,5		
10/98-			R		22-0100-1		Gir	Th 17,0		
				F		23-0904			Ø 279,5 Th 22,0-19,0	Ch 1JZX400001-, Vent., Cod. ID PR 1LS/LR/ZM
				F		23-0391			Ø 279,5 Th 22,0-19,0	Ch 1JZX400001-, Vent., Cod. ID PR 1LS/LR/ZM, FR
98-			F		23-0390			Ø 256,0 Th 22,0-19,0	Ch -1JZX400000, Vent.	
98-			R		23-0366			Ø 232,0 Th 8,8-7,0		
1.6 16v Eng.ATN/ AUS/ AZD/ BCB (77kW)		5/00-		F		22-0211-2		Ate	Th 19,5	
		5/00-		R		22-0100-1		Gir	Th 17,0	
	00-		F		23-0904			Ø 279,5 Th 22,0-19,0	Vent., Cod. ID PR 1LS/LR/ZM	
	00-		F		23-0391			Ø 279,5 Th 22,0-19,0	Vent., Cod. ID PR 1LS/LR/ZM, FR	
1.6 FSI Eng.BAD (81kW)	1/02-		F		22-0211-2		Ate	Th 19,5		
	1/02-		R		22-0100-1		Gir	Th 17,0		
	02-		F		23-0904			Ø 279,5 Th 22,0-19,0	Vent., Cod. ID PR 1LS/LR/ZM	
	02-		F		23-0391			Ø 279,5 Th 22,0-19,0	Vent., Cod. ID PR 1LS/LR/ZM, FR	
	02-		R		23-0366			Ø 232,0 Th 8,8-7,0		



























































		Spare Parts	F/R	L/R	METELLI ref.	METELLI ref. w/KIT		DIMENSIONS mm.	NOTE
1.8 T. Eng.AGU/ ARX/ AUM/ BAE (110kW)	5/00-	F	R		22-0181-4		Ate	Th 20,0	
					22-0100-1		Gir	Th 17,0	
	00-	F	R		23-0365			Ø 288,0 Th 25,0-23,0	Vent., 15Inch Wheels
					23-0706C			Ø 312,0 Th 25,0-21,0	Vent., (Coated), Cod. ID PR 1ZQ/1JL
					23-0366			Ø 232,0 Th 8,8-7,0	Cod. ID PR 1KP/1KT/1KX
					23-0695C			Ø 256,0 Th 22,0-20,0	Vent., (Coated), Cod. ID PR 1KU/2EE/1KY
1.8 T. Eng.AUQ (132kW)	5/02-	F	R		22-0181-4		Ate	Th 20,0	
					22-0100-1		Gir	Th 17,0	
	02-	F	R		23-0365			Ø 288,0 Th 25,0-23,0	Vent., 15Inch Wheels
					23-0706C			Ø 312,0 Th 25,0-21,0	Vent., (Coated), Cod. ID PR 1ZQ/1JL
					23-0366			Ø 232,0 Th 8,8-7,0	Cod. ID PR 1KP/1KT/1KX
					23-0695C			Ø 256,0 Th 22,0-20,0	Vent., (Coated), Cod. ID PR 1KU/2EE/1KY
1.8, 4motion Eng.AGN/ BAF (92kW)	-99	F	R		22-0211-0		Ate	Th 19,5	14Inch Wheels
					22-0211-1		Ate	Th 19,5	15/16Inch Wheels
					22-0211-2		Ate	Th 19,5	
					22-0100-1		Gir	Th 17,0	
	10/98-	F	R		23-0904			Ø 279,5 Th 22,0-19,0	Vent., Cod. ID PR 1LS/LR/ZM
					23-0391			Ø 279,5 Th 22,0-19,0	Vent., Cod. ID PR 1LS/LR/ZM, FR
					23-0366			Ø 232,0 Th 8,8-7,0	Exc. 4Motion
					23-0742			Ø 239,0 Th 9,0-7,0	4Motion
1.9 SDi (Exc. SW) Eng.AGP/ AQM (50kW)	10/98-	F	R		22-0211-0		Ate	Th 19,5	
					22-0100-1		Gir	Th 17,0	
	98-	F	R		23-0390			Ø 256,0 Th 22,0-19,0	Vent., Cod. ID PR 1LQ/1ZF
					23-0366			Ø 232,0 Th 8,8-7,0	
1.9 TDi Eng.AHF/ ASV (81kW)	-99	F	R		22-0211-0		Ate	Th 19,5	14Inch Wheels
					22-0211-1		Ate	Th 19,5	15/16Inch Wheels
					22-0211-2		Ate	Th 19,5	
					22-0100-1		Gir	Th 17,0	
	10/98-6/01	F	R		23-0904			Ø 279,5 Th 22,0-19,0	Vent., Cod. ID PR 1LS/LR/ZM
					23-0391			Ø 279,5 Th 22,0-19,0	Vent., Cod. ID PR 1LS/LR/ZM, FR
					23-0366			Ø 232,0 Th 8,8-7,0	Exc. 4Motion
					23-0366			Ø 232,0 Th 8,8-7,0	Exc. 4Motion
1.9 TDi, 4motion Eng.AGR/ ALH/ ANU (66kW)	10/98-6/01	F	R		22-0211-0		Ate	Th 19,5	
					22-0100-1		Gir	Th 17,0	
	98-	F	R		23-0904			Ø 279,5 Th 22,0-19,0	Vent., Cod. ID PR 1LS/LR/ZM
					23-0391			Ø 279,5 Th 22,0-19,0	Vent., Cod. ID PR 1LS/LR/ZM, FR
					23-0366			Ø 232,0 Th 8,8-7,0	Exc. 4Motion
					23-0742			Ø 239,0 Th 9,0-7,0	4Motion
1.9 TDi, 4motion Eng.AJM/ AUZ (85kW)	-99	F	R		22-0211-1		Ate	Th 19,5	
					22-0211-2		Ate	Th 19,5	
					22-0100-1		Gir	Th 17,0	
	12/98-6/01	F	R		23-0904			Ø 279,5 Th 22,0-19,0	Vent., Cod. ID PR 1LS/LR/ZM
					23-0391			Ø 279,5 Th 22,0-19,0	Vent., Cod. ID PR 1LS/LR/ZM, FR
					23-0366			Ø 232,0 Th 8,8-7,0	Exc. 4Motion
1.9 TDi, 4motion Eng.ARL (110kW)	5/00-	F	R		22-0181-4		Ate	Th 20,0	
					22-0100-1		Gir	Th 17,0	
	00-	F	R		23-0365			Ø 288,0 Th 25,0-23,0	Vent.
					23-0366			Ø 232,0 Th 8,8-7,0	Exc. 4Motion
					23-0366			Ø 232,0 Th 8,8-7,0	Exc. 4Motion
					23-0742			Ø 239,0 Th 9,0-7,0	4Motion
1.9 TDi, 4motion Eng.ASZ (96kW)	11/00-	F	R		22-0181-4		Ate	Th 20,0	
					22-0100-1		Gir	Th 17,0	
	00-	F	R		23-0365			Ø 288,0 Th 25,0-23,0	Vent.
					23-0366			Ø 232,0 Th 8,8-7,0	Exc. 4Motion
					23-0366			Ø 232,0 Th 8,8-7,0	Exc. 4Motion
					23-0742			Ø 239,0 Th 9,0-7,0	4Motion
1.9 TDi, 4motion Eng.ATD/ AXR (74kW)	9/00-	F	R		22-0211-2		Ate	Th 19,5	
					22-0100-1		Gir	Th 17,0	
	00-	F	R		23-0904			Ø 279,5 Th 22,0-19,0	Vent., Cod. ID PR 1LS/LR/ZM
					23-0391			Ø 279,5 Th 22,0-19,0	Vent., Cod. ID PR 1LS/LR/ZM, FR
					23-0366			Ø 232,0 Th 8,8-7,0	Exc. 4Motion
					23-0742			Ø 239,0 Th 9,0-7,0	4Motion
2.0, 4motion Eng.APK/ AQY/ AZH/ AZG/ AZJ (85kW)	10/98-	F	R		22-0211-2		Ate	Th 19,5	
					22-0100-1		Gir	Th 17,0	
	98-	F	R		23-0904			Ø 279,5 Th 22,0-19,0	Vent., Cod. ID PR 1LS/LR/ZM
					23-0391			Ø 279,5 Th 22,0-19,0	Vent., Cod. ID PR 1LS/LR/ZM, FR
					23-0366			Ø 232,0 Th 8,8-7,0	Exc. 4Motion
					23-0742			Ø 239,0 Th 9,0-7,0	4Motion






























































			Spare Parts	F/R	L/R	METELLI ref.	METELLI ref. w/KIT		DIMENSIONS mm.	NOTE
2.3 V5, 4motion Eng.AQN (125kW)	10/00-10/00-		F			22-0181-4		Ate	Th 20,0	
						22-0100-1		Gir	Th 17,0	
2.3 VR5, 4motion Eng.AGZ (110kW)	12/98-10/00 12/98-10/00		F			22-0181-2		Ate	Th 20,0	
						22-0100-1		Gir	Th 17,0	
						23-0365			Ø 288,0 Th 25,0-23,0	Vent., 15Inch Wheels
						23-0706C			Ø 312,0 Th 25,0-21,0	Vent., (Coated), 16Inch Wheels
						23-0366			Ø 232,0 Th 8,8-7,0	15Inch Wheels
2.8 V6, 4motion Eng.AQP/ AUE/ BDE (150kW)	3/99-3/99- 99-99-99-		F			22-0181-4		Ate	Th 20,0	
						22-0100-1		Gir	Th 17,0	
						23-0365			Ø 288,0 Th 25,0-23,0	Vent., 15Inch Wheels
						23-0706C			Ø 312,0 Th 25,0-21,0	Vent., (Coated), 16Inch Wheels
						23-0695C			Ø 256,0 Th 22,0-20,0	Vent., (Coated)
<b>Corrado (53I) 9/88-12/95</b>										
1.8 16v Eng.KR (100kW)	4/89-7/92 4/89-7/92 89-92 89-92		F			22-0050-0		Gir	Th 16,0	
						22-0100-0		Gir	Th 15,0	
						23-0230			Ø 256,0 Th 20,0-18,0	Vent.
						23-0117			Ø 226,0 Th 10,0-8,0	
1.8 G60 Eng.1H/ PG (118kW)	9/88-9/93 9/88-9/93 9/88-9/93 88-7/92		F			22-0050-2		Gir	Th 19,0	
						22-0050-3		Gir	Th 19,0	
						22-0100-0		Gir	Th 15,0	
						23-0656			Ø 280,0 Th 22,0-20,0	Vent.
2.0 Eng.2E/ ADY/ AKR (85kW)	4/93-12/95 4/93-12/95 93-95 93-95		F			22-0050-0		Gir	Th 16,0	
						22-0100-0		Gir	Th 15,0	
						23-0230			Ø 256,0 Th 20,0-18,0	Vent.
						23-0117			Ø 226,0 Th 10,0-8,0	
2.0 16v Eng.9A (100kW)	8/91-12/95 8/91-12/95 8/91-12/95 91-95 91-95		F			22-0050-0		Gir	Th 16,0	
						22-0050-4		Gir	Th 16,0	
						22-0100-0		Gir	Th 15,0	
						23-0230			Ø 256,0 Th 20,0-18,0	Vent.
						23-0117			Ø 226,0 Th 10,0-8,0	
2.9 VR6 Eng.ABV (140kW)	8/91-12/95 8/91-12/95 8/91-12/95 91-95 91-95		F			22-0050-0		Gir	Th 16,0	
						22-0050-4		Gir	Th 16,0	
						22-0100-0		Gir	Th 15,0	
						23-0242			Ø 280,0 Th 22,0-20,0	Vent.
						23-0312			Ø 226,0 Th 10,0-8,0	
<b>Dasher 1/73-1/81</b>										
All models	73-81		R			18-0188	18-0188K		Ø 200,0	
<b>Derby I (86) 2/77-12/81</b>										
0.9 Eng.HA (29kW)	2/77-12/81 77-81 2/77-12/81 1/77- 77-81 77-81		F			22-0010-0		Ate	Th 15,0	
						23-0055			Ø 239,0 Th 8,0-7,0	
						53-0465		Vag	180,0x31	Hand Brake
						18-0191	18-0191K		Ø 180,0	Ch -F127903
						51-0028		Bdx	Ø 14,30 180,0x30	VAG
						51-0031		Bdx	Ø 17,46 180,0x30	VAG, +CF
1.1 Eng.HB (37kW)	2/77-12/81 77-81 2/77-12/81 77-81 77-81 77-81		F			22-0010-0		Ate	Th 15,0	
						23-0055			Ø 239,0 Th 8,0-7,0	
						53-0465		Vag	180,0x31	Hand Brake
						18-0191	18-0191K		Ø 180,0	
						51-0028		Bdx	Ø 14,30 180,0x30	VAG
						51-0031		Bdx	Ø 17,46 180,0x30	VAG, +CF
1.3 Eng.HH (44kW)	2/77-12/81 77-81 77-81 77-81 77-81 77-81		F			22-0010-0		Ate	Th 15,0	
						23-0055			Ø 239,0 Th 8,0-7,0	
						18-0191	18-0191K		Ø 180,0	
						51-0028		Bdx	Ø 14,30 180,0x30	VAG
						51-0031		Bdx	Ø 17,46 180,0x30	VAG, +CF
1.3 Eng.HJ (43kW)	2/77-12/81 77-81		F			22-0010-0		Ate	Th 15,0	
						23-0055			Ø 239,0 Th 8,0-7,0	
<b>Derby II (86C, 80) 8/81-12/88</b>										
1.0 Eng.GL (29kW)	-85 9/81-88 10/81-12/88		F			22-0010-0		Ate	Th 15,0	
						23-0054			Ø 239,0 Th 10,0-8,0	
						53-0465		Vag	180,0x31	Hand Brake
1.0 Eng.HZ (33kW)	-85 81-88 8/81-12/88 81-88 3/85-88		F			22-0010-0		Ate	Th 15,0	
						23-0054			Ø 239,0 Th 10,0-8,0	
						53-0465		Vag	180,0x31	Hand Brake
						18-0191	18-0191K		Ø 180,0	
						51-0045		Ate	Ø 15,87 180,0x30	VAG




































































		Spare Parts	F/R	L/R	METELLI ref.	METELLI ref. w/KIT		DIMENSIONS mm.	NOTE
1.0 Eng.HZ (33kW)	81-2/85		R		51-0028		Bdx	Ø 14,30 180,0x30	VAG
	81-2/85		R		51-0031		Bdx	Ø 17,46 180,0x30	VAG, +CF
1.1 Eng.HB (37kW)	-85		F		22-0010-0		Ate	Th 15,0	
	81-88		F		23-0054			Ø 239,0 Th 10,0-8,0	
	8/81-12/88		R		53-0465		Vag	180,0x31	Hand Brake
	81-88		R		18-0191	18-0191K		Ø 180,0	
	3/85-88		R		51-0045		Ate	Ø 15,87 180,0x30	VAG
	81-2/85		R		51-0028		Bdx	Ø 14,30 180,0x30	VAG
1.3 Eng.2G/ HK/ HW/ MH (37-40kW)	81-2/85		R		51-0031		Bdx	Ø 17,46 180,0x30	VAG, +CF
	-84		F		22-0010-0		Ate	Th 15,0	
1.3 Eng.3F/ GK (55kW)	8/83-12/84		R		53-0465		Vag	180,0x31	Hand Brake
	-85		F		22-0010-0		Ate	Th 15,0	
1.3 Eng.HH (44kW)	82-88		F		23-0054			Ø 239,0 Th 10,0-8,0	
	9/82-12/88		R		53-0465		Vag	180,0x31	Hand Brake
	81-88		R		18-0191	18-0191K		Ø 180,0	
1.3 Eng.HK/ NZ (40kW)	3/85-88		R		51-0045		Ate	Ø 15,87 180,0x30	VAG
	81-2/85		R		51-0028		Bdx	Ø 14,30 180,0x30	VAG
	81-2/85		R		51-0031		Bdx	Ø 17,46 180,0x30	VAG, +CF
	-85		F		22-0010-0		Ate	Th 15,0	
1.3 D Eng.MN (33kW)	83-88		F		23-0054			Ø 239,0 Th 10,0-8,0	
	8/83-12/88		R		53-0465		Vag	180,0x31	Hand Brake
	-12/88		R		18-0191	18-0191K		Ø 180,0	Ch F127904-
1.4 16v TSI Eng.CAVD (118kW)	3/85-88		R		51-0045		Ate	Ø 15,87 180,0x30	VAG
	82-2/85		R		51-0028		Bdx	Ø 14,30 180,0x30	VAG
	82-2/85		R		51-0031		Bdx	Ø 17,46 180,0x30	VAG, +CF
	07-		F		22-0548-0		Ate	Th 20,0	
1.4 TSi Eng.CAXA (90kW)	07-		R		22-0100-1		Gir	Th 17,0	
	07-		F		23-0734			Ø 288,0 Th 25,0-22,0	Vent., Cod. ID PR 1ZE
	07-		F		23-0840			Ø 312,0 Th 25,0-22,0	Vent., Cod. ID PR 1ZD/1LJ
	07-		F		23-0851			Ø 345,0 Th 30,0-27,0	Vent., Cod. ID PR 1LK
	07-		R		23-0724			Ø 255,0 Th 10,0-8,0	Cod. ID PR 1KD
	07-		R		23-0852			Ø 286,0 Th 12,0-10,0	Cod. ID PR 1KJ/1KZ
	07-		R		23-0889			Ø 310,0 Th 22,0-20,0	Vent., Cod. ID PR 2EA
	08-		F		22-0548-0		Ate	Th 20,0	
	08-		R		22-0100-1		Gir	Th 17,0	
	08-		F		23-0734			Ø 288,0 Th 25,0-22,0	Vent., Cod. ID PR 1ZE
1.6 FSI Eng.BLF (85kW)	08-		F		23-0840			Ø 312,0 Th 25,0-22,0	Vent., Cod. ID PR 1ZD/1LJ
	08-		F		23-0851			Ø 345,0 Th 30,0-27,0	Vent., Cod. ID PR 1LK
	08-		R		23-0724			Ø 255,0 Th 10,0-8,0	Cod. ID PR 1KD
	08-		R		23-0852			Ø 286,0 Th 12,0-10,0	Cod. ID PR 1KJ/1KZ
	08-		R		23-0889			Ø 310,0 Th 22,0-20,0	Vent., Cod. ID PR 2EA
	6/06-		F		22-0548-0		Ate	Th 20,0	
	6/06-		R		22-0100-1		Gir	Th 17,0	
2.0 FSI Eng.BVY/ BVZ (110kW)	06-		F		23-0734			Ø 288,0 Th 25,0-22,0	Vent., Cod. ID PR 1ZE
	06-		F		23-0840			Ø 312,0 Th 25,0-22,0	Vent., Cod. ID PR 1ZD/1LJ
	06-		F		23-0851			Ø 345,0 Th 30,0-27,0	Vent., Cod. ID PR 1LK
	06-		R		23-0724			Ø 255,0 Th 10,0-8,0	Cod. ID PR 1KD
	06-		R		23-0852			Ø 286,0 Th 12,0-10,0	Cod. ID PR 1KJ/1KZ
	06-		R		23-0889			Ø 310,0 Th 22,0-20,0	Vent., Cod. ID PR 2EA
	06-		R		23-0889			Ø 310,0 Th 22,0-20,0	Vent., Cod. ID PR 2EA
2.0 TDi Eng.BMM (103kW)	3/06-		F		22-0548-0		Ate	Th 20,0	
	3/06-		R		22-0100-1		Gir	Th 17,0	
	06-		F		23-0734			Ø 288,0 Th 25,0-22,0	Vent., Cod. ID PR 1ZE
	06-		F		23-0840			Ø 312,0 Th 25,0-22,0	Vent., Cod. ID PR 1ZD/1LJ
	06-		F		23-0851			Ø 345,0 Th 30,0-27,0	Vent., Cod. ID PR 1LK
	06-		R		23-0724			Ø 255,0 Th 10,0-8,0	Cod. ID PR 1KD











		Spare Parts	F/R	L/R	METELLI ref.	METELLI ref. w/KIT		DIMENSIONS mm.	NOTE
2.0 TDi Eng.BMM (103kW)	06-		R		23-0852			Ø 286,0 Th 12,0-10,0	Cod. ID PR 1KJ/1KZ
			R		23-0889			Ø 310,0 Th 22,0-20,0	Vent., Cod. ID PR 2EA
2.0 TFSI Eng.BWA/ CCTA (147kW)	3/06-		F		22-0548-0		Ate	Th 20,0	
			R		22-0553-0		Gir	Th 17,0	
	06-		F		23-0734			Ø 288,0 Th 25,0-22,0	Vent., Cod. ID PR 1ZE
			F		23-0840			Ø 312,0 Th 25,0-22,0	Vent., Cod. ID PR 1ZD/1LJ
			F		23-0851			Ø 345,0 Th 30,0-27,0	Vent., Cod. ID PR 1LK
			R		23-0724			Ø 255,0 Th 10,0-8,0	Cod. ID PR 1KD
			R		23-0852			Ø 286,0 Th 12,0-10,0	Cod. ID PR 1KJ/1KZ
			R		23-0889			Ø 310,0 Th 22,0-20,0	Vent., Cod. ID PR 2EA
3.2 FSI Eng.BUB/ CBRA (184kW)	6/06-		F		22-0549-2		Ate	Th 20,0	
			R		22-0553-0		Gir	Th 17,0	
	06-		F		23-0734			Ø 288,0 Th 25,0-22,0	Vent., Cod. ID PR 1ZE
			F		23-0840			Ø 312,0 Th 25,0-22,0	Vent., Cod. ID PR 1ZD/1LJ
			F		23-0851			Ø 345,0 Th 30,0-27,0	Vent., Cod. ID PR 1LK
			R		23-0724			Ø 255,0 Th 10,0-8,0	Cod. ID PR 1KD
			R		23-0852			Ø 286,0 Th 12,0-10,0	Cod. ID PR 1KJ/1KZ
			R		23-0889			Ø 310,0 Th 22,0-20,0	Vent., Cod. ID PR 2EA
<b>Fox 1/87-1/91</b>									
All models	87-91		R		18-0191	18-0191K		Ø 180,0	Exc. SW
	87-91		R		18-0202	18-0202K		Ø 200,0	SW
<b>Fox (5Z1) 4/05-</b>									
1.2 Eng.BMD (40kW)	4/05-		F		22-0206-0		Ate	Th 17,0	Disc 239x18 mm
			F		22-0211-1		Ate	Th 19,5	Disc 256x22 mm
	05-		F		23-0614			Ø 239,0 Th 18,0-16,0	Vent., Cod. ID PR 1ZN
			F		23-0390			Ø 256,0 Th 22,0-19,0	Vent., Cod. ID PR 1ZF
	4/05-		R		53-0468		Vag	200,0x40	Hand Brake
			R		51-0084		Ate	Ø 17,46 200,0x40	VAG, +ABS
1.4 Eng.BKR (55kW)	4/05-		F		22-0206-0		Ate	Th 17,0	Disc 239x18 mm
			F		22-0211-1		Ate	Th 19,5	Disc 256x22 mm
	05-		F		23-0614			Ø 239,0 Th 18,0-16,0	Vent., Cod. ID PR 1ZN
			F		23-0390			Ø 256,0 Th 22,0-19,0	Vent., Cod. ID PR 1ZF
	4/05-		R		53-0468		Vag	200,0x40	Hand Brake
			R		51-0084		Ate	Ø 17,46 200,0x40	VAG, +ABS
1.4 TDi Eng.BNM (51kW)	4/05-		F		22-0211-1		Ate	Th 19,5	
			F		23-0614			Ø 239,0 Th 18,0-16,0	Vent., Cod. ID PR 1ZN
	05-		F		23-0390			Ø 256,0 Th 22,0-19,0	Vent., Cod. ID PR 1ZF
			R		53-0468		Vag	200,0x40	Hand Brake
	4/05-		R		51-0084		Ate	Ø 17,46 200,0x40	VAG, +ABS
			R		51-0084		Ate	Ø 17,46 200,0x40	VAG, +ABS
<b>Golf I (17, 155) 4/74-4/93</b>									
1.1 Eng.FA/ GG (37kW)	4/74-7/83		F		22-0010-0		Ate	Th 15,0	
			F		23-0053			Ø 239,0 Th 12,0-10,0	
	8/75-83		F		23-0054			Ø 239,0 Th 10,0-8,0	
			R		53-0465		Vag	180,0x31	Hand Brake
	4/74-10/83		R		18-0191	18-0191K		Ø 180,0	
	78-12/83		R		51-0028		Bdx	Ø 14,30 180,0x30	VAG
1.1 Eng.FJ (38kW)	1/81-12/83		F		22-0010-0		Ate	Th 15,0	
			F		23-0054			Ø 239,0 Th 10,0-8,0	
	81-83		R		53-0465		Vag	180,0x31	Hand Brake
			R		18-0191	18-0191K		Ø 180,0	
	4/81-10/83		R		51-0028		Bdx	Ø 14,30 180,0x30	VAG
	81-12/83		R		51-0028		Bdx	Ø 14,30 180,0x30	VAG
1.1 Eng.HC (44kW)	1/81-7/83		F		22-0010-0		Ate	Th 15,0	
			F		23-0054			Ø 239,0 Th 10,0-8,0	
	81-83		R		53-0465		Vag	180,0x31	Hand Brake
1.3 Eng.GF (44kW)	8/79-7/83		F		22-0010-0		Ate	Th 15,0	
			F		23-0054			Ø 239,0 Th 10,0-8,0	
	79-83		R		53-0465		Vag	180,0x31	Hand Brake
			R		18-0191	18-0191K		Ø 180,0	
	79-83		R		51-0028		Bdx	Ø 14,30 180,0x30	VAG
			R		51-0028		Bdx	Ø 14,30 180,0x30	VAG
1.3 Eng.GS (43kW)	8/82-12/83		F		22-0010-0		Ate	Th 15,0	
			R		53-0465		Vag	180,0x31	Hand Brake
1.3 Eng.HK (40kW)	8/83-7/86		R		53-0465		Vag	180,0x31	Hand Brake
1.3 Cabrio Eng.GF (44kW)	83-		F		22-0045-1	22-0045-1K	K.H.	Th 19,5	
			R		53-0465		Vag	180,0x31	Hand Brake
1.4, Cabrio Eng.JB (51kW)	77-83		F		23-0053			Ø 239,0 Th 12,0-10,0	
1.5 Eng.FH (51kW)	4/74-12/75		F		22-0010-1		Ate	Th 18,5	
			F		23-0053			Ø 239,0 Th 12,0-10,0	








































		Spare Parts	F/R	L/R	METELLI ref.	METELLI ref. w/KIT		DIMENSIONS mm.	NOTE
1.5 Eng.FH (51kW)	4/74-12/75		R		53-0465		Vag	180,0x31	Hand Brake
	74-75		R		18-0191	18-0191K		Ø 180,0	
	74-75		R		51-0028		Bdx	Ø 14,30 180,0x30	VAG
1.5 D Eng.CK (37kW)	8/76-7/80		F		22-0010-0		Ate	Th 15,0	
	76-7/80		F		23-0054			Ø 239,0 Th 10,0-8,0	
	8/76-7/80		R		53-0465		Vag	180,0x31	Hand Brake
	8/76-7/80		R		18-0191	18-0191K		Ø 180,0	
	78-7/80		R		51-0028		Bdx	Ø 14,30 180,0x30	VAG
1.6 Eng.FP (55kW)	8/75-7/77		F		22-0010-1		Ate	Th 18,5	
	75-77		F		23-0053			Ø 239,0 Th 12,0-10,0	
	8/75-7/77		R		53-0465		Vag	180,0x31	Hand Brake
	75-77		R		18-0187			Ø 180,0	
	75-77		R		18-0191	18-0191K		Ø 180,0	
	75-77		R		51-0028		Bdx	Ø 14,30 180,0x30	VAG
1.6 Eng.FT/ EWA (51kW)	8/75-7/77		F		22-0010-1		Ate	Th 18,5	
	8/75-7/77		R		53-0465		Vag	180,0x31	Hand Brake
1.6 Cabrio Eng.RE (53kW)	86-90		F		23-0053			Ø 239,0 Th 12,0-10,0	
	4/86-2/90		R		53-0465		Vag	180,0x31	Hand Brake
	86-90		R		18-0191	18-0191K		Ø 180,0	
1.6 D (44kW)	1/82-7/84		R		53-0465		Vag	180,0x31	Hand Brake
1.6 D Eng.CR/ JK (40kW)	8/80-7/83		F		22-0010-0		Ate	Th 15,0	
	8/80-10/83		F		23-0054			Ø 239,0 Th 10,0-8,0	
	8/80-7/83		R		53-0465		Vag	180,0x31	Hand Brake
	8/80-10/83		R		18-0191	18-0191K		Ø 180,0	
	8/80-10/83		R		51-0028		Bdx	Ø 14,30 180,0x30	VAG
1.6 TD Eng.CY (51kW)	3/82-7/83		F		22-0045-1	22-0045-1K	K.H.	Th 19,5	
	82-83		F		23-0053			Ø 239,0 Th 12,0-10,0	
	3/82-7/83		R		53-0465		Vag	180,0x31	Hand Brake
	82-83		R		18-0191	18-0191K		Ø 180,0	
	82-83		R		51-0028		Bdx	Ø 14,30 180,0x30	VAG
1.6, Cabrio Eng.EW/ HN (55kW)	-83		F		22-0010-1		Ate	Th 18,5	
	83		F		22-0045-1	22-0045-1K	K.H.	Th 19,5	
	83-92		F		23-0053			Ø 239,0 Th 12,0-10,0	
	8/83-4/92		R		53-0465		Vag	180,0x31	Hand Brake
	83-92		R		18-0191	18-0191K		Ø 180,0	
1.6, Cabrio, GTi Eng.EG (81kW)	-81		F		22-0010-0		Ate	Th 15,0	
	81		F		22-0045-0	22-0045-0K	K.H.	Th 15,0	
	8/76-7/82		R		53-0465		Vag	180,0x31	Hand Brake
1.8 Cabrio Eng.2H (72kW)	8/89-3/93		F		22-0045-0	22-0045-0K	K.H.	Th 15,0	
	89-93		F		23-0170			Ø 239,0 Th 20,0-18,0	Vent.
	8/89-3/93		R		53-0465		Vag	180,0x31	Hand Brake
	89-93		R		18-0191	18-0191K		Ø 180,0	
1.8 Cabrio Eng.EX (66kW)	8/83-9/92		F		22-0045-0	22-0045-0K	K.H.	Th 15,0	
	83-92		F		23-0170			Ø 239,0 Th 20,0-18,0	Vent.
	8/83-9/92		R		53-0465		Vag	180,0x31	Hand Brake
	83-92		R		18-0191	18-0191K		Ø 180,0	
	83-92		R		51-0028		Bdx	Ø 14,30 180,0x30	VAG
1.8 Cabrio Eng.JH (70kW)	8/83-4/93		F		22-0045-0	22-0045-0K	K.H.	Th 15,0	
	83-93		F		23-0170			Ø 239,0 Th 20,0-18,0	Vent.
	8/83-4/93		R		53-0465		Vag	180,0x31	Hand Brake
	83-93		R		18-0191	18-0191K		Ø 180,0	
1.8 GTI Eng.DX/ EV/ PB (82kW)	8/82-12/89		F		22-0045-0	22-0045-0K	K.H.	Th 15,0	
	82-89		F		23-0170			Ø 239,0 Th 20,0-18,0	Vent.
	8/82-12/89		R		53-0465		Vag	180,0x31	Hand Brake
	82-89		R		51-0031		Bdx	Ø 17,46 180,0x30	VAG
1.8 GTI Cabrio Eng.DX/ EV/ PB (82kW)	8/82-12/89		F		22-0045-0	22-0045-0K	K.H.	Th 15,0	
	82-89		F		23-0170			Ø 239,0 Th 20,0-18,0	Vent.
	8/82-12/89		R		53-0465		Vag	180,0x31	Hand Brake
82-89		R		51-0031		Bdx	Ø 17,46 180,0x30	VAG	
<b>Golf II (19E, 1G1) 8/83-12/92</b>									
1.0 Eng.GN (33kW)	11/83-8/85		F		22-0047-0	22-0047-0K	K.H.	Th 17,5	-ABS
	11/83-8/85		F		22-0045-1	22-0045-1K	K.H.	Th 19,5	+ABS
	11/83-8/85		R		53-0465		Vag	180,0x31	Hand Brake
	83-85		R		18-0191	18-0191K		Ø 180,0	
	83-85		R		51-0028		Bdx	Ø 14,30 180,0x30	VAG
1.0 Eng.HZ (33-37kW)	8/85-10/91		F		22-0047-0	22-0047-0K	K.H.	Th 17,5	-ABS
	8/85-10/91		F		22-0045-1	22-0045-1K	K.H.	Th 19,5	+ABS













		Spare Parts	F/R	L/R	METELLI ref.	METELLI ref. w/KIT		DIMENSIONS mm.	NOTE
1.0 Eng.HZ (33-37kW)	8/85-10/91		R		53-0465		Vag	180,0x31	Hand Brake
	85-91		R		18-0191	18-0191K		Ø 180,0	
	85-91		R		51-0028		Bdx	Ø 14,30 180,0x30	VAG
1.3 Eng.GT (44kW)	8/83-10/86		F		22-0047-0	22-0047-0K	K.H.	Th 17,5	-ABS
	8/83-10/86		F		22-0045-1	22-0045-1K	K.H.	Th 19,5	+ABS
	8/83-10/86		R		53-0465		Vag	180,0x31	Hand Brake
	83-86		R		18-0191	18-0191K		Ø 180,0	
	83-86		R		51-0028		Bdx	Ø 14,30 180,0x30	VAG
1.3 Eng.NU (37kW)	8/85-12/87		F		22-0047-0	22-0047-0K	K.H.	Th 17,5	-ABS
	8/85-12/87		F		22-0045-1	22-0045-1K	K.H.	Th 19,5	+ABS
	8/85-12/87		R		53-0465		Vag	180,0x31	Hand Brake
	85-87		R		18-0191	18-0191K		Ø 180,0	
	85-87		R		51-0028		Bdx	Ø 14,30 180,0x30	VAG
1.3, Kat Eng.2G/ HK/ MH/ NZ (40kW)	8/83-12/92		F		22-0047-0	22-0047-0K	K.H.	Th 17,5	-ABS
	8/83-12/92		F		22-0045-1	22-0045-1K	K.H.	Th 19,5	+ABS
	8/89-91		F		23-0053			Ø 239,0 Th 12,0-10,0	+ABS
	83-7/91		F		23-0054			Ø 239,0 Th 10,0-8,0	
	8/83-12/92		R		53-0465		Vag	180,0x31	Hand Brake
	8/83-92		R		18-0191	18-0191K		Ø 180,0	
	8/83-91		R		51-0028		Bdx	Ø 14,30 180,0x30	VAG
1.6 Eng.EZ/ HM (55kW)	8/83-8/91		F		22-0045-1	22-0045-1K	K.H.	Th 19,5	
	8/83-91		F		23-0053			Ø 239,0 Th 12,0-10,0	
	8/83-8/91		R		53-0465		Vag	180,0x31	Hand Brake
	8/83-91		R		18-0191	18-0191K		Ø 180,0	
	8/83-91		R		51-0028		Bdx	Ø 14,30 180,0x30	VAG
1.6 Eng.PN/ EZA (51kW)	-86		F		22-0047-0	22-0047-0K	K.H.	Th 17,5	
	86-		F		22-0045-1	22-0045-1K	K.H.	Th 19,5	
	86-92		F		23-0053			Ø 239,0 Th 12,0-10,0	
	10/86-12/92		R		53-0465		Vag	180,0x31	Hand Brake
	86-92		R		18-0191	18-0191K		Ø 180,0	
	86-92		R		51-0028		Bdx	Ø 14,30 180,0x30	VAG
1.6 Eng.RF(KAT) (53kW)	-86		F		22-0047-0	22-0047-0K	K.H.	Th 17,5	
	86-		F		22-0045-1	22-0045-1K	K.H.	Th 19,5	
	86-91		F		23-0053			Ø 239,0 Th 12,0-10,0	
	2/86-10/91		R		53-0465		Vag	180,0x31	Hand Brake
	86-91		R		18-0191	18-0191K		Ø 180,0	
	86-91		R		51-0028		Bdx	Ø 14,30 180,0x30	VAG
1.6 D Eng.CS (37kW)	8/83-10/91		F		22-0047-0	22-0047-0K	K.H.	Th 17,5	
	8/83-10/91		R		53-0465		Vag	180,0x31	Hand Brake
	83-91		R		18-0191	18-0191K		Ø 180,0	
	83-91		R		51-0028		Bdx	Ø 14,30 180,0x30	VAG
1.6 D Eng.JP/ ME (40kW)	8/83-10/91		F		22-0047-0	22-0047-0K	K.H.	Th 17,5	
	83-91		F		23-0054			Ø 239,0 Th 10,0-8,0	
	8/83-10/91		R		53-0465		Vag	180,0x31	Hand Brake
	83-91		R		18-0191	18-0191K		Ø 180,0	
1.6 TD Eng.1V (44kW)	8/89-10/91		F		22-0045-1	22-0045-1K	K.H.	Th 19,5	
	89-91		F		23-0053			Ø 239,0 Th 12,0-10,0	
	8/89-10/91		R		53-0465		Vag	180,0x31	Hand Brake
	90-		R		53-0462		Vag	200,0x40	Hand Brake
1.6 TD Eng.JR/ MF (51kW)	8/83-10/91		F		22-0045-1	22-0045-1K	K.H.	Th 19,5	
	83-91		F		23-0053			Ø 239,0 Th 12,0-10,0	
	8/83-10/91		R		53-0465		Vag	180,0x31	Hand Brake
	90-		R		53-0462		Vag	200,0x40	Hand Brake
	90-		R			18-0191K	Vag	200,0x40	Hand Brake
	83-91		R		18-0191			Ø 180,0	
	83-91		R		51-0031		Bdx	Ø 17,46 180,0x30	VAG
1.6 TD Eng.RA/ SB (59kW)	4/89-10/91		F		22-0045-1	22-0045-1K	K.H.	Th 19,5	
	89-91		F		23-0053			Ø 239,0 Th 12,0-10,0	
	4/89-10/91		R		53-0465		Vag	180,0x31	Hand Brake
	90-		R		53-0462		Vag	200,0x40	Hand Brake
1.8 Eng.HV/ GU/ GX (66kW)	2/86-7/91		F		22-0045-0	22-0045-0K	K.H.	Th 15,0	+ABS
	2/86-7/91		F		22-0045-1	22-0045-1K	K.H.	Th 19,5	
	86-91		F		23-0053			Ø 239,0 Th 12,0-10,0	
	2/86-7/91		R		53-0465		Vag	180,0x31	Hand Brake
	86-91		R		18-0191	18-0191K		Ø 180,0	
	86-91		R		51-0031		Bdx	Ø 17,46 180,0x30	VAG


































































		Spare Parts	F/R	L/R	METELLI ref.	METELLI ref. w/KIT		DIMENSIONS mm.	NOTE
1.8 Eng.RH (62kW)	8/86-1/90		F		22-0045-1	22-0045-1K	K.H.	Th 19,5	
	86-90		F		23-0053			Ø 239,0 Th 12,0-10,0	
	8/86-1/90		R		53-0465		Vag	180,0x31	Hand Brake
	86-90		R		18-0191	18-0191K		Ø 180,0	
	86-90		R		51-0031		Bdx	Ø 17,46 180,0x30	VAG
1.8 16v Eng.KR (102kW)	2/86-6/90		F		22-0045-0	22-0045-0K	K.H.	Th 15,0	+ABS
	2/86-6/90		R		22-0100-0		Gir	Th 15,0	
	86-90		F		23-0170			Ø 239,0 Th 20,0-18,0	Vent.
	86-90		R		23-0117			Ø 226,0 Th 10,0-8,0	
	2/86-6/90		R		53-0465		Vag	180,0x31	Hand Brake
1.8 16v GTi Eng.PL (95kW)	-88		F		22-0045-0	22-0045-0K	K.H.	Th 15,0	
	88-		F		22-0050-0		Gir	Th 16,0	
	2/86-10/91		R		22-0100-0		Gir	Th 15,0	
	86-91		F		23-0170			Ø 239,0 Th 20,0-18,0	Vent.
	86-91		R		23-0117			Ø 226,0 Th 10,0-8,0	
	2/86-10/91		R		53-0465		Vag	180,0x31	Hand Brake
1.8 G60, Syncro Eng.1H/ PG (118kW)	8/88-7/91		F		22-0050-2		Gir	Th 19,0	
	8/88-7/91		F		22-0050-3		Gir	Th 19,0	
	8/88-7/91		R		22-0100-0		Gir	Th 15,0	
	88-91		F		23-0656			Ø 280,0 Th 22,0-20,0	Vent.
	8/88-7/91		R		53-0465		Vag	180,0x31	Hand Brake
	8/88-7/91		R		53-0008		Vag	230,0x40	Hand Brake
1.8 GTI Eng.DX/ EV/ GZ/ PB (82kW)	8/83-10/91		F		22-0045-0	22-0045-0K	K.H.	Th 15,0	
	8/83-10/91		R		22-0100-0		Gir	Th 15,0	
	83-91		F		23-0170			Ø 239,0 Th 20,0-18,0	Vent.
	83-91		R		23-0117			Ø 226,0 Th 10,0-8,0	
	8/83-10/91		R		53-0465		Vag	180,0x31	Hand Brake
	83-91		R		18-0191	18-0191K		Ø 180,0	
1.8 GTI Eng.HT (77kW)	1/85-7/85		F		22-0045-0	22-0045-0K	K.H.	Th 15,0	
	1/85-7/85		R		22-0100-0		Gir	Th 15,0	
	1/85-7/85		R		53-0465		Vag	180,0x31	Hand Brake
	1/85-7/85		R		53-0008		Vag	230,0x40	Hand Brake
1.8 GTI, Kat Eng.PF/ RD (79kW)	8/85-10/91		F		22-0045-0	22-0045-0K	K.H.	Th 15,0	
	8/85-10/91		R		22-0100-0		Gir	Th 15,0	
	85-91		F		23-0170			Ø 239,0 Th 20,0-18,0	Vent.
	85-91		R		23-0117			Ø 226,0 Th 10,0-8,0	
	8/85-10/91		R		53-0465		Vag	180,0x31	Hand Brake
1.8 Syncro Eng.1P (72kW)	8/88-7/91		F		22-0045-1	22-0045-1K	K.H.	Th 19,5	
	88-91		F		23-0053			Ø 239,0 Th 12,0-10,0	
	8/88-7/91		R		53-0465		Vag	180,0x31	Hand Brake
	8/88-7/91		R		53-0008		Vag	230,0x40	Hand Brake
	88-91		R		18-0214			Ø 230,0	
1.8 Syncro Eng.GU/ GX (66kW)	2/86-7/91		F		22-0045-1	22-0045-1K	K.H.	Th 19,5	
	86-91		F		23-0053			Ø 239,0 Th 12,0-10,0	
	2/86-7/91		R		53-0465		Vag	180,0x31	Hand Brake
	2/86-7/91		R		53-0008		Vag	230,0x40	Hand Brake
	86-91		R		18-0214			Ø 230,0	
1.8, Syncro Eng.RP (66kW)	1/87-12/91		F		22-0045-1	22-0045-1K	K.H.	Th 19,5	
	86-91		F		23-0053			Ø 239,0 Th 12,0-10,0	
	1/87-12/91		R		53-0465		Vag	180,0x31	Hand Brake
	1/87-12/91		R		53-0008		Vag	230,0x40	Hand Brake
	86-91		R		18-0191	18-0191K		Ø 180,0	
	86-91		R		51-0031		Bdx	Ø 17,46 180,0x30	VAG
<b>Golf III (1H1) 10/91-4/99</b>									
1.4 Eng.ABD (40kW)	-96		F		22-0050-0		Gir	Th 16,0	+ABS
	-96		F		22-0045-1	22-0045-1K	K.H.	Th 19,5	-ABS
	96-		F		22-0206-2		Ate	Th 15,0	+ABS
	96-		F		22-0206-1		Ate	Th 19,5	-ABS
	91-99		F		23-0053			Ø 239,0 Th 12,0-10,0	
	11/91-4/99		R		53-0468		Vag	200,0x40	Hand Brake
	91-99		R		18-0202	18-0202K		Ø 200,0	
	91-99		R		51-0084		Ate	Ø 17,46 200,0x40	VAG, +ABS
	91-99		R		51-0086		Vag	Ø 15,87 200,0x40	VAG
1.4 Eng.AEX/ APQ (44kW)	-96		F		22-0050-0		Gir	Th 16,0	+ABS
	-96		F		22-0045-1	22-0045-1K	K.H.	Th 19,5	-ABS















		Spare Parts	F/R	L/R	METELLI ref.	METELLI ref. w/KIT		DIMENSIONS mm.	NOTE
1.4 Eng.AEX/ APQ (44kW)		96-	F		22-0206-2		Ate	Th 15,0	+ABS
		96-	F		22-0206-1		Ate	Th 19,5	-ABS
		91-99	F		23-0053			Ø 239,0 Th 12,0-10,0	
		10/91-4/99	R		53-0468		Vag	200,0x40	Hand Brake
		91-99	R		18-0202	18-0202K		Ø 200,0	
		91-99	R		51-0084		Ate	Ø 17,46 200,0x40	VAG, +ABS
		91-99	R		51-0086		Vag	Ø 15,87 200,0x40	VAG
1.6 Eng.ABU (55kW)		-96	F		22-0050-0		Gir	Th 16,0	+ABS
		-96	F		22-0045-1	22-0045-1K	K.H.	Th 19,5	-ABS
		96-	F		22-0206-2		Ate	Th 15,0	+ABS
		96-	F		22-0206-1		Ate	Th 19,5	-ABS
		9/96-97	F		23-0170			Ø 239,0 Th 20,0-18,0	Vent., +ABS
		92-97	F		23-0053			Ø 239,0 Th 12,0-10,0	
		95-97	F		23-0186			Ø 256,0 Th 13,0-11,0	A/T
		96-97	F		23-0230			Ø 256,0 Th 20,0-18,0	Vent., +ABS, A/T
		9/92-8/97	R		53-0468		Vag	200,0x40	Hand Brake
		11/91-97	R		18-0202	18-0202K		Ø 200,0	
1.6 Eng.AEA/ AEE (55kW)		-96	F		22-0050-0		Gir	Th 16,0	+ABS
		-96	F		22-0045-1	22-0045-1K	K.H.	Th 19,5	-ABS
		96-	F		22-0206-2		Ate	Th 15,0	+ABS
		96-	F		22-0206-1		Ate	Th 19,5	-ABS
		9/96-97	F		23-0170			Ø 239,0 Th 20,0-18,0	Vent., +ABS
		92-97	F		23-0053			Ø 239,0 Th 12,0-10,0	
		95-97	F		23-0186			Ø 256,0 Th 13,0-11,0	A/T
		96-97	F		23-0230			Ø 256,0 Th 20,0-18,0	Vent., +ABS, A/T
		9/92-8/97	R		53-0468		Vag	200,0x40	Hand Brake
		11/91-97	R		18-0202	18-0202K		Ø 200,0	
1.6 GT (66kW)		91-99	F		23-0230			Ø 256,0 Th 20,0-18,0	Vent.
		91-99	R		23-0117			Ø 226,0 Th 10,0-8,0	
		11/91-4/99	R		53-0468		Vag	200,0x40	Hand Brake
		91-99	R		18-0202	18-0202K		Ø 200,0	
		91-99	R		51-0084		Ate	Ø 17,46 200,0x40	VAG, +ABS
		91-99	R		51-0086		Vag	Ø 15,87 200,0x40	VAG
1.6, Cabrio Eng.AEK/ AFT/ AKS (74kW)		-96	F		22-0050-0		Gir	Th 16,0	+ABS
		-96	F		22-0050-2		Gir	Th 19,0	Incl. Cabrio
		96-	F		22-0215-1		Gir	Th 16,0	Incl. Cabrio, +ABS
		96-	F		22-0215-0		Gir	Th 19,5	
		10/94-4/99	R		22-0100-0		Gir	Th 15,0	
		5/96-99	F		23-0230			Ø 256,0 Th 20,0-18,0	Vent.
		94-5/96	F		23-0186			Ø 256,0 Th 13,0-11,0	
		10/94-4/99	R		53-0468		Vag	200,0x40	Hand Brake
		94-99	R		18-0202	18-0202K		Ø 200,0	
		94-99	R		51-0084		Ate	Ø 17,46 200,0x40	VAG, +ABS
1.8 Eng.AAM (55kW)		-95	F		22-0045-1	22-0045-1K	K.H.	Th 19,5	
		95-96	F		22-0050-2		Gir	Th 19,0	
		-96	F		22-0050-0		Gir	Th 16,0	+ABS
		96-	F		22-0215-1		Gir	Th 16,0	+ABS
		96-	F		22-0215-0		Gir	Th 19,5	
		11/91-4/99	R		22-0100-0		Gir	Th 15,0	
		91-97	F		23-0053			Ø 239,0 Th 12,0-10,0	M/T+A/T
		97-99	F		23-0230			Ø 256,0 Th 20,0-18,0	Vent., +ABS, M/T+A/T
		11/91-4/99	R		53-0468		Vag	200,0x40	Hand Brake
		11/91-4/99	R		53-0009		Vag	230,0x40	Country, Hand Brake
		91-99	R		18-0202	18-0202K		Ø 200,0	
		91-99	R		51-0084		Ate	Ø 17,46 200,0x40	VAG, +ABS
1.8 Eng.ABS/ ADZ (66kW)		-95	F		22-0045-1	22-0045-1K	K.H.	Th 19,5	
		95-96	F		22-0050-2		Gir	Th 19,0	
		-96	F		22-0050-0		Gir	Th 16,0	+ABS
		96-	F		22-0215-1		Gir	Th 16,0	+ABS




		Spare Parts	F/R	L/R	METELLI ref.	METELLI ref. w/KIT		DIMENSIONS mm.	NOTE
1.8 Eng.ABS/ ADZ (66kW)	96-		F		22-0215-0		Gir	Th 19,5	
	5/96-99		F		23-0230			Ø 256,0 Th 20,0-18,0	Vent., +ABS, M/T+A/T
	7/95-5/96		F		23-0186			Ø 256,0 Th 13,0-11,0	M/T+A/T
	91-7/95		F		23-0053			Ø 239,0 Th 12,0-10,0	M/T+A/T
	11/91-4/99		R		53-0468		Vag	200,0x40	Hand Brake
	11/91-4/99		R		53-0009		Vag	230,0x40	Country, Hand Brake
	91-99		R		18-0202	18-0202K		Ø 200,0	
	91-99		R		51-0084		Ate	Ø 17,46 200,0x40	VAG, +ABS
	91-99		R		51-0086		Vag	Ø 15,87 200,0x40	VAG
	91-		R		51-0235		Vag	Ø 15,87 200,0x40	VAG, A/T
1.8 Cabrio Eng.AAM (55kW)	-96		F		22-0050-2		Gir	Th 19,0	
	96-		F		22-0215-1		Gir	Th 16,0	
	91-97		F		23-0053			Ø 239,0 Th 12,0-10,0	M/T+A/T
	97-99		F		23-0230			Ø 256,0 Th 20,0-18,0	Vent., +ABS, M/T+A/T
	11/91-4/99		R		53-0468		Vag	200,0x40	Hand Brake
	11/91-4/99		R		53-0009		Vag	230,0x40	Country, Hand Brake
	91-99		R		18-0202	18-0202K		Ø 200,0	
	91-99		R		51-0084		Ate	Ø 17,46 200,0x40	VAG, +ABS
	91-99		R		51-0086		Vag	Ø 15,87 200,0x40	VAG
	91-		R		51-0235		Vag	Ø 15,87 200,0x40	VAG, A/T
1.8 Cabrio Eng.ABS/ ADZ (66kW)	-96		F		22-0050-2		Gir	Th 19,0	
	96-		F		22-0215-1		Gir	Th 16,0	
	5/96-99		F		23-0230			Ø 256,0 Th 20,0-18,0	Vent., +ABS, M/T+A/T
	7/95-5/96		F		23-0186			Ø 256,0 Th 13,0-11,0	M/T+A/T
	91-7/95		F		23-0053			Ø 239,0 Th 12,0-10,0	M/T+A/T
	11/91-4/99		R		53-0468		Vag	200,0x40	Hand Brake
	11/91-4/99		R		53-0009		Vag	230,0x40	Country, Hand Brake
	91-99		R		18-0202	18-0202K		Ø 200,0	
	91-99		R		51-0084		Ate	Ø 17,46 200,0x40	VAG, +ABS
	91-99		R		51-0086		Vag	Ø 15,87 200,0x40	VAG
91-		R		51-0235		Vag	Ø 15,87 200,0x40	VAG, A/T	
1.8 GT Eng.ABS/ ACC/ ADZ (66kW)	11/91-4/99		R		22-0100-0		Gir	Th 15,0	
	91-99		F		23-0230			Ø 256,0 Th 20,0-18,0	Vent.
	91-99		R		23-0117			Ø 226,0 Th 10,0-8,0	
	11/91-4/99		R		53-0468		Vag	200,0x40	Hand Brake
	11/91-4/99		R		53-0009		Vag	230,0x40	Country, Hand Brake
	91-99		R		18-0202	18-0202K		Ø 200,0	
	91-99		R		51-0084		Ate	Ø 17,46 200,0x40	VAG, +ABS
	91-99		R		51-0086		Vag	Ø 15,87 200,0x40	VAG
	91-		R		51-0235		Vag	Ø 15,87 200,0x40	VAG, A/T
	1.8 Syncro Eng.ADZ (66kW)	-96		F		22-0045-1	22-0045-1K	K.H.	Th 19,5
96-			F		22-0206-1		Ate	Th 19,5	
91-99			F		23-0053			Ø 239,0 Th 12,0-10,0	M/T+A/T
11/91-4/99			R		53-0468		Vag	200,0x40	Hand Brake
11/91-4/99			R		53-0009		Vag	230,0x40	Country, Hand Brake
91-99			R		51-0084		Ate	Ø 17,46 200,0x40	VAG, +ABS
1.9 D Eng.1Y (48kW)	-96		F		22-0050-0		Gir	Th 16,0	+ABS
	-96		F		22-0045-1	22-0045-1K	K.H.	Th 19,5	-ABS
	96-		F		22-0206-2		Ate	Th 15,0	+ABS
	96-		F		22-0206-1		Ate	Th 19,5	-ABS
	91-97		F		23-0053			Ø 239,0 Th 12,0-10,0	
	97-99		F		23-0230			Ø 256,0 Th 20,0-18,0	Vent.
	11/91-4/99		R		53-0468		Vag	200,0x40	Hand Brake
	91-99		R		18-0202	18-0202K		Ø 200,0	
	91-99		R		51-0084		Ate	Ø 17,46 200,0x40	VAG, +ABS
	91-99		R		51-0086		Vag	Ø 15,87 200,0x40	VAG
1.9 SDi Eng.AEY (47kW)	97-		F		22-0206-2		Ate	Th 15,0	+ABS
	97-		F		22-0206-1		Ate	Th 19,5	-ABS
	4/97-4/99		R		53-0468		Vag	200,0x40	Hand Brake
	97-99		R		18-0202	18-0202K		Ø 200,0	
	97-99		R		51-0084		Ate	Ø 17,46 200,0x40	VAG, +ABS
97-99		R		51-0086		Vag	Ø 15,87 200,0x40	VAG	
1.9 TD Eng.AAZ (55kW)	-96		F		22-0050-0		Gir	Th 16,0	+ABS
	-96		F		22-0045-1	22-0045-1K	K.H.	Th 19,5	-ABS
	96-		F		22-0206-2		Ate	Th 15,0	+ABS
	96-		F		22-0206-1		Ate	Th 19,5	-ABS
	91-99		F		23-0053			Ø 239,0 Th 12,0-10,0	










































































		Spare Parts	F/R	L/R	METELLI ref.	METELLI ref. w/KIT		DIMENSIONS mm.	NOTE		
1.9 TD Eng.AAZ (55kW)		11/91-4/99	R		53-0468		Vag	200,0x40	Hand Brake		
		91-99	R		18-0202	18-0202K		Ø 200,0			
		91-99	R		51-0084		Ate	Ø 17,46 200,0x40	VAG, +ABS		
		91-99	R		51-0086		Vag	Ø 15,87 200,0x40	VAG		
		91-	R		51-0235		Vag	Ø 15,87 200,0x40	VAG		
1.9 TDi Eng.1Z (66kW)		-96	F		22-0050-0		Gir	Th 16,0	+ABS		
		-96	F		22-0050-2		Gir	Th 19,0			
		96-	F		22-0215-1		Gir	Th 16,0	+ABS		
		96-	F		22-0215-0		Gir	Th 19,5			
		9/93-4/99	R		22-0100-0		Gir	Th 15,0			
		93-99	F		23-0186			Ø 256,0 Th 13,0-11,0			
		93-99	F		23-0230			Ø 256,0 Th 20,0-18,0	Vent., +ABS		
		93-99	R		23-0117			Ø 226,0 Th 10,0-8,0			
		9/93-4/99	R		53-0468		Vag	200,0x40	Hand Brake		
		93-99	R		18-0202	18-0202K		Ø 200,0			
		93-99	R		51-0084		Ate	Ø 17,46 200,0x40	VAG, +ABS		
		1.9 TDi Eng.AFN (81kW)		-96	F		22-0050-0		Gir	Th 16,0	
96-	F				22-0215-1		Gir	Th 16,0			
4/96-4/99	R				22-0100-0		Gir	Th 15,0			
96-99	F				23-0230			Ø 256,0 Th 20,0-18,0	Vent.		
96-99	R				23-0117			Ø 226,0 Th 10,0-8,0			
4/96-4/99	R				53-0468		Vag	200,0x40	Hand Brake		
1.9 TDi Eng.AHU/ ALE (66kW)				-96	F		22-0050-0		Gir	Th 16,0	+ABS
		-96	F		22-0050-2		Gir	Th 19,0			
		96-	F		22-0215-1		Gir	Th 16,0	+ABS		
		96-	F		22-0215-0		Gir	Th 19,5			
		93-99	F		23-0186			Ø 256,0 Th 13,0-11,0			
		93-99	F		23-0230			Ø 256,0 Th 20,0-18,0	Vent., +ABS		
		93-99	R		23-0117			Ø 226,0 Th 10,0-8,0			
		9/93-4/99	R		53-0468		Vag	200,0x40	Hand Brake		
		93-99	R		18-0202	18-0202K		Ø 200,0			
		93-99	R		51-0084		Ate	Ø 17,46 200,0x40	VAG, +ABS		
		1.9 TDi Cabrio Eng.1Z (66kW)		-96	F		22-0050-2		Gir	Th 19,0	
				96-	F		22-0215-1		Gir	Th 16,0	
93-99	F				23-0186			Ø 256,0 Th 13,0-11,0			
93-99	F				23-0230			Ø 256,0 Th 20,0-18,0	Vent., +ABS		
93-99	R				23-0117			Ø 226,0 Th 10,0-8,0			
9/93-4/99	R				53-0468		Vag	200,0x40	Hand Brake		
93-99	R				18-0202	18-0202K		Ø 200,0			
1.9 TDi Cabrio Eng.AFN (81kW)		-96	F		22-0050-0		Gir	Th 16,0			
		96-	F		22-0215-1		Gir	Th 16,0			
		4/96-4/99	R		22-0100-0		Gir	Th 15,0			
		96-99	F		23-0230			Ø 256,0 Th 20,0-18,0	Vent.		
		96-99	R		23-0117			Ø 226,0 Th 10,0-8,0			
		4/96-4/99	R		53-0468		Vag	200,0x40	Hand Brake		
		1.9 TDi Cabrio Eng.AHU/ ALE (66kW)		-96	F		22-0050-2		Gir	Th 19,0	
96-	F				22-0215-1		Gir	Th 16,0			
93-99	F				23-0186			Ø 256,0 Th 13,0-11,0			
93-99	F				23-0230			Ø 256,0 Th 20,0-18,0	Vent., +ABS		
93-99	R				23-0117			Ø 226,0 Th 10,0-8,0			
9/93-4/99	R				53-0468		Vag	200,0x40	Hand Brake		
93-99	R				18-0202	18-0202K		Ø 200,0			
1.9 TDi Syncro Eng.1Z (66kW)		-96	F		22-0050-0		Gir	Th 16,0	+ABS		
		-96	F		22-0050-2		Gir	Th 19,0			
		96-	F		22-0215-1		Gir	Th 16,0	+ABS		
		96-	F		22-0215-0		Gir	Th 19,5			
		9/93-4/99	R		22-0100-0		Gir	Th 15,0			
		93-99	F		23-0448			Ø 288,0 Th 24,9-23,0	Vent.		
		9/93-4/99	R		53-0468		Vag	200,0x40	Hand Brake		
1.9 TDi Syncro Eng.AHU/ ALE (66kW)		93-99	R		18-0202	18-0202K		Ø 200,0			
		93-99	R		51-0084		Ate	Ø 17,46 200,0x40	VAG, +ABS		
		-96	F		22-0050-0		Gir	Th 16,0	+ABS		
		-96	F		22-0050-2		Gir	Th 19,0			
		96-	F		22-0215-1		Gir	Th 16,0	+ABS		
96-	F		22-0215-0		Gir	Th 19,5					












































		Spare Parts	F/R	L/R	METELLI ref.	METELLI ref. w/KIT		DIMENSIONS mm.	NOTE
1.9 TDi Syncro Eng.AHU/ ALE (66kW)	9/93-4/99		R		<b>22-0100-0</b>		Gir	Th 15,0	
	93-99		F		<b>23-0448</b>			Ø 288,0 Th 24,9-23,0	Vent.
	9/93-4/99		R		<b>53-0468</b>		Vag	200,0x40	Hand Brake
	93-99		R		<b>18-0202</b>	<b>18-0202K</b>		Ø 200,0	
	93-99		R		<b>51-0084</b>		Ate	Ø 17,46 200,0x40	VAG, +ABS
2.0 Eng.2E (85kW)	11/91-4/99		F		<b>22-0050-2</b>		Gir	Th 19,0	
	11/91-4/99		R		<b>22-0100-0</b>		Gir	Th 15,0	
	94-97		F		<b>23-0230</b>			Ø 256,0 Th 20,0-18,0	Vent.
	94-97		R		<b>23-0117</b>			Ø 226,0 Th 10,0-8,0	
	11/91-4/99		R		<b>53-0468</b>		Vag	200,0x40	Hand Brake
	91-		R		<b>18-0202</b>	<b>18-0202K</b>		Ø 200,0	Ch -1SK016363
	91-99		R		<b>51-0084</b>		Ate	Ø 17,46 200,0x40	VAG, +ABS
2.0 Eng.ADY/ AGG/ AKR (85kW)	11/91-4/99		F		<b>22-0050-2</b>		Gir	Th 19,0	
	11/91-4/99		R		<b>22-0100-0</b>		Gir	Th 15,0	
	94-97		F		<b>23-0230</b>			Ø 256,0 Th 20,0-18,0	Vent.
	94-97		R		<b>23-0117</b>			Ø 226,0 Th 10,0-8,0	
	11/91-4/99		R		<b>53-0468</b>		Vag	200,0x40	Hand Brake
	91-		R		<b>18-0202</b>	<b>18-0202K</b>		Ø 200,0	Ch -1SK016363
	91-99		R		<b>51-0084</b>		Ate	Ø 17,46 200,0x40	VAG, +ABS
2.0 Cabrio Eng.2E (85kW)	-96		F		<b>22-0050-0</b>		Gir	Th 16,0	
	96-		F		<b>22-0215-1</b>		Gir	Th 16,0	
	11/91-4/99		R		<b>22-0100-0</b>		Gir	Th 15,0	
	94-97		F		<b>23-0230</b>			Ø 256,0 Th 20,0-18,0	Vent.
	94-97		R		<b>23-0117</b>			Ø 226,0 Th 10,0-8,0	
	11/91-4/99		R		<b>53-0468</b>		Vag	200,0x40	Hand Brake
	91-		R		<b>18-0202</b>	<b>18-0202K</b>		Ø 200,0	
	91-99		R		<b>51-0084</b>		Ate	Ø 17,46 200,0x40	VAG, +ABS
2.0 Cabrio Eng.ADY/ AGG/ AKR (85kW)	-96		F		<b>22-0050-0</b>		Gir	Th 16,0	
	96-		F		<b>22-0215-1</b>		Gir	Th 16,0	
	11/91-4/99		R		<b>22-0100-0</b>		Gir	Th 15,0	
	94-97		F		<b>23-0230</b>			Ø 256,0 Th 20,0-18,0	Vent.
	94-97		R		<b>23-0117</b>			Ø 226,0 Th 10,0-8,0	
	11/91-4/99		R		<b>53-0468</b>		Vag	200,0x40	Hand Brake
	91-		R		<b>18-0202</b>	<b>18-0202K</b>		Ø 200,0	
2.0 GTi 16v Eng.ABF (110kW)	-96		F		<b>22-0050-1</b>		Gir	Th 19,0	
	96-		F		<b>22-0181-2</b>		Ate	Th 20,0	
	8/92-8/97		R		<b>22-0100-0</b>		Gir	Th 15,0	
	92-97		F		<b>23-0242</b>		Luc	Ø 280,0 Th 22,0-20,0	Vent.
	92-97		R		<b>23-0312</b>		Luc	Ø 226,0 Th 10,0-8,0	
	8/92-8/97		R		<b>53-0468</b>		Vag	200,0x40	Hand Brake
	92-97		R		<b>51-0084</b>		Ate	Ø 17,46 200,0x40	VAG, +ABS
	92-97		R		<b>51-0084</b>		Ate	Ø 17,46 200,0x40	VAG, +ABS
2.0 Syncro Eng.2E (85kW)	11/91-4/99		F		<b>22-0050-0</b>		Gir	Th 16,0	
	11/91-4/99		F		<b>22-0050-4</b>		Gir	Th 16,0	
	11/91-4/99		R		<b>22-0100-0</b>		Gir	Th 15,0	
	91-99		F		<b>23-0448</b>			Ø 288,0 Th 24,9-23,0	Vent.
	11/91-4/99		R		<b>53-0468</b>		Vag	200,0x40	Hand Brake
	91-		R		<b>18-0202</b>	<b>18-0202K</b>		Ø 200,0	Ch -1SK016363
	91-99		R		<b>51-0084</b>		Ate	Ø 17,46 200,0x40	VAG, +ABS
2.0 Syncro Eng.ADY/ AGG/ AKR (85kW)	11/91-4/99		F		<b>22-0050-0</b>		Gir	Th 16,0	
	11/91-4/99		F		<b>22-0050-4</b>		Gir	Th 16,0	
	11/91-4/99		R		<b>22-0100-0</b>		Gir	Th 15,0	
	91-99		F		<b>23-0448</b>			Ø 288,0 Th 24,9-23,0	Vent.
	11/91-4/99		R		<b>53-0468</b>		Vag	200,0x40	Hand Brake
	91-		R		<b>18-0202</b>	<b>18-0202K</b>		Ø 200,0	Ch -1SK016363
2.8 VR6 Eng.AAA (128kW)	-96		F		<b>22-0050-1</b>		Gir	Th 19,0	
	96-		F		<b>22-0181-2</b>		Ate	Th 20,0	
	1/92-8/97		R		<b>22-0100-0</b>		Gir	Th 15,0	
	4/95-97		F		<b>23-0448</b>			Ø 288,0 Th 24,9-23,0	Vent.
	92-4/95		F		<b>23-0242</b>			Ø 280,0 Th 22,0-20,0	Vent.
	92-97		R		<b>23-0312</b>			Ø 226,0 Th 10,0-8,0	
	92-97		R		<b>51-0084</b>		Ate	Ø 17,46 200,0x40	VAG, +ABS
2.9 VR6 Eng.ABV (140kW)	-96		F		<b>22-0050-1</b>		Gir	Th 19,0	
	96-		F		<b>22-0181-2</b>		Ate	Th 20,0	
	10/94-4/99		R		<b>22-0100-0</b>		Gir	Th 15,0	
	94-99		R		<b>51-0084</b>		Ate	Ø 17,46 200,0x40	VAG, +ABS






































































		Spare Parts	F/R	L/R	METELLI ref.	METELLI ref. w/KIT		DIMENSIONS mm.	NOTE
2.9 VR6 Syncro Eng.ABV (140kW)		-96	F		22-0050-1		Gir	Th 19,0	
		96-	F		22-0181-2		Ate	Th 20,0	
		10/94-4/99	R		22-0100-0		Gir	Th 15,0	
		94-99	F		23-0448			Ø 288,0 Th 24,9-23,0	Vent.
		94-99	R		51-0084		Ate	Ø 17,46 200,0x40	VAG, +ABS
<b>Golf III (1H5) Variant 10/91-4/99</b>									
1.4 Eng.ABD (40kW)		-96	F		22-0050-0		Gir	Th 16,0	+ABS
		-96	F		22-0045-1	22-0045-1K	K.H.	Th 19,5	
		96-	F		22-0206-2		Ate	Th 15,0	+ABS
		96-	F		22-0206-1		Ate	Th 19,5	
		91-	F		23-0053			Ø 239,0 Th 12,0-10,0	
		11/91-4/99	R		53-0468		Vag	200,0x40	Hand Brake
		91-	R		18-0202	18-0202K		Ø 200,0	
1.4 Eng.AEX/ APQ (44kW)		-96	F		22-0050-0		Gir	Th 16,0	+ABS
		-96	F		22-0045-1	22-0045-1K	K.H.	Th 19,5	
		96-	F		22-0206-2		Ate	Th 15,0	+ABS
		96-	F		22-0206-1		Ate	Th 19,5	
		91-	F		23-0053			Ø 239,0 Th 12,0-10,0	
		10/91-4/99	R		53-0468		Vag	200,0x40	Hand Brake
		91-	R		18-0202	18-0202K		Ø 200,0	
1.6 Eng.ABU (55kW)		9/96-97	F		23-0170			Ø 239,0 Th 20,0-18,0	Vent., +ABS
		92-97	F		23-0053			Ø 239,0 Th 12,0-10,0	
		95-97	F		23-0186			Ø 256,0 Th 13,0-11,0	A/T
		96-97	F		23-0230			Ø 256,0 Th 20,0-18,0	Vent., +ABS, M/T+A/T
		9/92-8/97	R		53-0468		Vag	200,0x40	Hand Brake
		7/94-97	R		18-0202	18-0202K		Ø 200,0	
		93-	R		51-0085		Ate	Ø 19,05 200,0x40	VAG
1.6 Eng.AEA/ AEE (55kW)		9/96-97	F		23-0170			Ø 239,0 Th 20,0-18,0	Vent., +ABS
		92-97	F		23-0053			Ø 239,0 Th 12,0-10,0	
		95-97	F		23-0186			Ø 256,0 Th 13,0-11,0	A/T
		96-97	F		23-0230			Ø 256,0 Th 20,0-18,0	Vent., +ABS, M/T+A/T
		9/92-8/97	R		53-0468		Vag	200,0x40	Hand Brake
		7/94-97	R		18-0202	18-0202K		Ø 200,0	
		93-	R		51-0085		Ate	Ø 19,05 200,0x40	VAG
1.6 Eng.AEK/ AFT/ AKS (74kW)		-96	F		22-0050-0		Gir	Th 16,0	+ABS
		-96	F		22-0050-2		Gir	Th 19,0	
		96-	F		22-0215-1		Gir	Th 16,0	+ABS
		96-	F		22-0215-0		Gir	Th 19,5	
		5/96-99	F		23-0230			Ø 256,0 Th 20,0-18,0	Vent.
		94-5/96	F		23-0186			Ø 256,0 Th 13,0-11,0	
		10/94-4/99	R		53-0468		Vag	200,0x40	Hand Brake
1.8 Eng.AAM (55kW)		-96	F		22-0050-0		Gir	Th 16,0	+ABS
		-96	F		22-0050-2		Gir	Th 19,0	-ABS
		96-	F		22-0215-1		Gir	Th 16,0	+ABS
		96-	F		22-0215-0		Gir	Th 19,5	-ABS
		11/91-4/99	R		22-0100-0		Gir	Th 15,0	+ABS
		91-97	F		23-0053			Ø 239,0 Th 12,0-10,0	M/T+A/T
		97-99	F		23-0230			Ø 256,0 Th 20,0-18,0	Vent., +ABS, M/T+A/T
1.8 Eng.ABS/ ADZ (66kW)		11/91-4/99	R		22-0100-0		Gir	Th 15,0	+ABS
		5/96-99	F		23-0230			Ø 256,0 Th 20,0-18,0	Vent., +ABS, M/T+A/T
		7/95-5/96	F		23-0186			Ø 256,0 Th 13,0-11,0	M/T+A/T
		91-7/95	F		23-0053			Ø 239,0 Th 12,0-10,0	M/T+A/T
		11/91-4/99	R		53-0468		Vag	200,0x40	Hand Brake
		91-99	R		18-0202	18-0202K		Ø 200,0	
		91-99	R		51-0085		Ate	Ø 19,05 200,0x40	VAG
1.8 Syncro Eng.ABS/ ADZ (66kW)		11/91-4/99	R		22-0100-0		Gir	Th 15,0	+ABS
		91-99	F		23-0053			Ø 239,0 Th 12,0-10,0	M/T+A/T
		11/91-4/99	R		53-0468		Vag	200,0x40	Hand Brake
		-99	R		18-0214			Ø 230,0	Ch 1S400001-, 4WD
		91-99	R		51-0085		Ate	Ø 19,05 200,0x40	VAG





















		Spare Parts	F/R	L/R	METELLI ref.	METELLI ref. w/KIT		DIMENSIONS mm.	NOTE
1.9 D Eng.1Y (48kW)	-	-96	F		22-0050-0		Gir	Th 16,0	+ABS
		-96	F		22-0050-2		Gir	Th 19,0	-ABS
		96-	F		22-0206-2		Ate	Th 15,0	+ABS
		96-	F		22-0215-0		Gir	Th 19,5	-ABS
	91-99		F		23-0053			Ø 239,0 Th 12,0-10,0	
			F		23-0230			Ø 256,0 Th 20,0-18,0	Vent.
	11/91-4/99		R		53-0468		Vag	200,0x40	Hand Brake
	91-99		R		18-0202	18-0202K		Ø 200,0	
1.9 SDi Eng.AEY (47kW)	-	97-	F		22-0206-2		Ate	Th 15,0	+ABS
		97-	F		22-0215-0		Gir	Th 19,5	-ABS
		97-99	F		23-0053			Ø 239,0 Th 12,0-10,0	
		97-99	F		23-0230			Ø 256,0 Th 20,0-18,0	Vent.
	4/97-4/99		R		53-0468		Vag	200,0x40	Hand Brake
	97-99		R		18-0202	18-0202K		Ø 200,0	
	97-99		R		51-0085		Ate	Ø 19,05 200,0x40	VAG
	1.9 TD Eng.AAZ (55kW)	-	-96	F		22-0050-0		Gir	Th 16,0
-96			F		22-0050-2		Gir	Th 19,0	-ABS
96-			F		22-0206-2		Ate	Th 15,0	+ABS
96-			F		22-0215-0		Gir	Th 19,5	-ABS
91-99			F		23-0053			Ø 239,0 Th 12,0-10,0	
11/91-4/99			R		53-0468		Vag	200,0x40	Hand Brake
91-99			R		18-0202	18-0202K		Ø 200,0	
91-99			R		51-0085		Ate	Ø 19,05 200,0x40	VAG
1.9 TDi Eng.1Z (66kW)	-	-96	F		22-0050-0		Gir	Th 16,0	+ABS
		-96	F		22-0050-2		Gir	Th 19,0	-ABS
		96-	F		22-0215-1		Gir	Th 16,0	+ABS
		96-	F		22-0215-0		Gir	Th 19,5	-ABS
		9/93-4/99	R		22-0100-0		Gir	Th 15,0	+ABS
	93-96		F		23-0186			Ø 256,0 Th 13,0-11,0	
			F		23-0230			Ø 256,0 Th 20,0-18,0	Vent., +ABS
			R		23-0117			Ø 226,0 Th 10,0-8,0	
	9/93-4/99		R		53-0468		Vag	200,0x40	Hand Brake
	93-99		R		18-0202	18-0202K		Ø 200,0	
	93-99		R		51-0085		Ate	Ø 19,05 200,0x40	VAG
1.9 TDi Eng.AFN (81kW)	-	-96	F		22-0050-0		Gir	Th 16,0	
		96-	F		22-0215-1		Gir	Th 16,0	
		96-	R		22-0100-0		Gir	Th 15,0	
	96-99		F		23-0230			Ø 256,0 Th 20,0-18,0	Vent.
	96-99		R		23-0117			Ø 226,0 Th 10,0-8,0	
	4/96-4/99		R		53-0468		Vag	200,0x40	Hand Brake
	1.9 TDi Eng.AHU/ ALE (66kW)	-	-96	F		22-0050-0		Gir	Th 16,0
-96			F		22-0050-2		Gir	Th 19,0	-ABS
96-			F		22-0215-1		Gir	Th 16,0	+ABS
96-			F		22-0215-0		Gir	Th 19,5	-ABS
9/93-4/99			R		22-0100-0		Gir	Th 15,0	+ABS
93-96			F		23-0186			Ø 256,0 Th 13,0-11,0	
			F		23-0230			Ø 256,0 Th 20,0-18,0	Vent., +ABS
			R		23-0117			Ø 226,0 Th 10,0-8,0	
9/93-4/99			R		53-0468		Vag	200,0x40	Hand Brake
93-99			R		18-0202	18-0202K		Ø 200,0	
93-99			R		51-0085		Ate	Ø 19,05 200,0x40	VAG
1.9 TDi Syncro Eng.1Z (66kW)	-	-96	F		22-0050-0		Gir	Th 16,0	+ABS
		-96	F		22-0050-2		Gir	Th 19,0	-ABS
		96-	F		22-0215-1		Gir	Th 16,0	+ABS
		96-	F		22-0215-0		Gir	Th 19,5	-ABS
	9/93-4/99		R		22-0100-0		Gir	Th 15,0	+ABS
	93-99		F		23-0448			Ø 288,0 Th 24,9-23,0	Vent.
	9/93-4/99		R		53-0468		Vag	200,0x40	Hand Brake
	93-99		R		18-0214			Ø 230,0	4WD
93-99		R		51-0085		Ate	Ø 19,05 200,0x40	VAG	
1.9 TDi Syncro Eng.AHU/ ALE (66kW)	-	-96	F		22-0050-0		Gir	Th 16,0	+ABS
		-96	F		22-0050-2		Gir	Th 19,0	-ABS
		96-	F		22-0215-1		Gir	Th 16,0	+ABS
		96-	F		22-0215-0		Gir	Th 19,5	-ABS
		9/93-4/99	R		22-0100-0		Gir	Th 15,0	+ABS
	93-99		F		23-0448			Ø 288,0 Th 24,9-23,0	Vent.
	9/93-4/99		R		53-0468		Vag	200,0x40	Hand Brake




		Spare Parts	F/R	L/R	METELLI ref.	METELLI ref. w/KIT		DIMENSIONS mm.	NOTE
1.9 TDi Syncro Eng.AHU/ ALE (66kW)	93-99		R		18-0214			Ø 230,0	4WD
	93-99		R		51-0085		Ate	Ø 19,05 200,0x40	VAG
2.0 Eng.2E (85kW)	11/91-4/99		F		22-0050-0		Gir	Th 16,0	
	11/91-4/99		R		22-0100-0		Gir	Th 15,0	
	91-99		F		23-0230			Ø 256,0 Th 20,0-18,0	Vent.
	91-99		R		23-0117			Ø 226,0 Th 10,0-8,0	
	11/91-4/99		R		53-0468		Vag	200,0x40	Hand Brake
	91-99		R		18-0202	18-0202K		Ø 200,0	
	91-99		R		51-0085		Ate	Ø 19,05 200,0x40	VAG
	91-99		R		51-0085		Ate	Ø 19,05 200,0x40	VAG
2.0 Eng.ADY/ AGG/ AKR (85kW)	11/91-4/99		F		22-0050-0		Gir	Th 16,0	
	11/91-4/99		R		22-0100-0		Gir	Th 15,0	
	91-99		F		23-0230			Ø 256,0 Th 20,0-18,0	Vent.
	91-99		R		23-0117			Ø 226,0 Th 10,0-8,0	
	11/91-4/99		R		53-0468		Vag	200,0x40	Hand Brake
	91-99		R		18-0202	18-0202K		Ø 200,0	
	91-99		R		51-0085		Ate	Ø 19,05 200,0x40	VAG
	91-99		R		51-0085		Ate	Ø 19,05 200,0x40	VAG
2.0 Syncro Eng.2E (85kW)	11/91-4/99		F		22-0050-0		Gir	Th 16,0	
	11/91-4/99		R		22-0100-0		Gir	Th 15,0	
	91-99		F		23-0448			Ø 288,0 Th 24,9-23,0	Vent.
	11/91-4/99		R		53-0468		Vag	200,0x40	Hand Brake
	91-99		R		18-0214			Ø 230,0	4WD
	91-99		R		51-0085		Ate	Ø 19,05 200,0x40	VAG
	91-99		R		51-0085		Ate	Ø 19,05 200,0x40	VAG
2.0 Syncro Eng.ADY/ AGG/ AKR (85kW)	11/91-4/99		F		22-0050-0		Gir	Th 16,0	
	11/91-4/99		R		22-0100-0		Gir	Th 15,0	
	91-99		F		23-0448			Ø 288,0 Th 24,9-23,0	Vent.
	11/91-4/99		R		53-0468		Vag	200,0x40	Hand Brake
	91-99		R		18-0214			Ø 230,0	4WD
	91-99		R		51-0085		Ate	Ø 19,05 200,0x40	VAG
	91-99		R		51-0085		Ate	Ø 19,05 200,0x40	VAG
2.9 VR6 Eng.ABV (140kW)	-96		F		22-0050-1		Gir	Th 19,0	
	96-		F		22-0181-2		Ate	Th 20,0	
	10/94-4/99		R		22-0100-0		Gir	Th 15,0	
	10/94-4/99		R		22-0100-0		Gir	Th 15,0	
2.9 VR6 Syncro Eng.ABV (140kW)	10/94-4/99		R		22-0100-0		Gir	Th 15,0	
94-99		F		23-0448			Ø 288,0 Th 24,9-23,0	Vent.	
<b>Golf IV (1J1, 5), Variant 8/97-9/03</b>									
1.4 16v Eng.AHW/ AKQ/ APE/ AXP/ BCA (55kW)	-99		F		22-0211-0		Ate	Th 19,5	14Inch Wheels / Exc. Variant
	-99		F		22-0211-1		Ate	Th 19,5	15/16Inch Wheels / Exc. Variant
	99-		F		22-0211-2		Ate	Th 19,5	14/15/16Inch Wheels
	8/97-9/03		R		22-0100-1		Gir	Th 17,0	
	97-03		F		23-0390			Ø 256,0 Th 22,0-19,0	Vent., Cod. ID PR 1LQ/1ZF
	98-		R		23-0366			Ø 232,0 Th 8,8-7,0	
	8/97-9/03		R		53-0468		Vag	200,0x40	Hand Brake
	8/97-9/03		R		53-0468		Vag	200,0x40	Hand Brake
1.6 Eng.AEH/ AFT/ AKL/ AKS/ APF (74kW)	-99		F		22-0211-0		Ate	Th 19,5	14Inch Wheels / Exc. Variant
	-99		F		22-0211-1		Ate	Th 19,5	15/16Inch Wheels / Exc. Variant
	99-		F		22-0211-2		Ate	Th 19,5	14/15/16Inch Wheels
	8/97-2/00		R		22-0100-1		Gir	Th 17,0	
	-00		F		23-0904			Ø 279,5 Th 22,0-19,0	Ch 1JZX400001-, Vent., Cod. ID PR 1LS/LR/ZM
	-00		F		23-0391			Ø 279,5 Th 22,0-19,0	Ch 1JZX400001-, Vent., Cod. ID PR 1LS/LR/ZM, FR
	97-		F		23-0390			Ø 256,0 Th 22,0-19,0	Ch -1JZX400000, Vent.
	97-00		R		23-0366			Ø 232,0 Th 8,8-7,0	
	8/97-2/00		R		53-0468		Vag	200,0x40	Hand Brake
1.6 Eng.AVU/ BFQ (75kW)	8/00-9/03		F		22-0211-2		Ate	Th 19,5	
	8/00-9/03		R		22-0100-1		Gir	Th 17,0	
			F		23-0904			Ø 279,5 Th 22,0-19,0	Ch 1JZX400001-, Vent., Cod. ID PR 1LS/LR/ZM
			F		23-0391			Ø 279,5 Th 22,0-19,0	Ch 1JZX400001-, Vent., Cod. ID PR 1LS/LR/ZM, FR
			F		23-0390			Ø 256,0 Th 22,0-19,0	Ch -1JZX400000, Vent.
	00-00-03		R		23-0366			Ø 232,0 Th 8,8-7,0	
	8/00-9/03		R		53-0468		Vag	200,0x40	Hand Brake
1.6 16v Eng.ATN/ AUS/ AZD/ BCB (77kW)	2/00-9/03		F		22-0211-2		Ate	Th 19,5	
	2/00-9/03		R		22-0100-1		Gir	Th 17,0	
	00-03		F		23-0904			Ø 279,5 Th 22,0-19,0	Vent., Cod. ID PR 1LS/LR/ZM
	00-03		F		23-0391			Ø 279,5 Th 22,0-19,0	Vent., Cod. ID PR 1LS/LR/ZM, FR
	00-03		R		23-0366			Ø 232,0 Th 8,8-7,0	
	2/00-9/03		R		53-0468		Vag	200,0x40	Hand Brake
1.6 16v Eng.AWB (78kW)	1/00-9/03		F		22-0211-2		Ate	Th 19,5	
	1/00-9/03		R		22-0100-1		Gir	Th 17,0	




		Spare Parts	F/R	L/R	METELLI ref.	METELLI ref. w/KIT		DIMENSIONS mm.	NOTE	
1.6 16v Eng.AWB (78kW)	1/00-9/03		R		53-0468		Vag	200,0x40	Hand Brake	
1.6 Cabrio Eng.AEH/ AFT/ AKL/ AKS/ APF (74kW)	8/97-2/00		F		22-0215-1		Gir	Th 16,0		
	8/97-2/00		R		22-0100-1		Gir	Th 17,0		
	97-00		F		23-0230			Ø 256,0 Th 20,0-18,0	Vent.	
	97-00		R		23-0117			Ø 226,0 Th 10,0-8,0		
1.6 FSI Eng.BAD (81kW)	8/97-2/00		R		53-0468		Vag	200,0x40	Hand Brake	
	1/02-9/03		F		22-0211-2		Ate	Th 19,5		
	1/02-9/03		R		22-0100-1		Gir	Th 17,0		
	02-03		F		23-0904			Ø 279,5 Th 22,0-19,0	Vent., Cod. ID PR 1LS/LR/ZM	
	02-03		F		23-0391			Ø 279,5 Th 22,0-19,0	Vent., Cod. ID PR 1LS/LR/ZM, FR	
	02-03		R		23-0366			Ø 232,0 Th 8,8-7,0		
1.6 FSI Eng.BAG (85kW)	1/02-9/03		R		53-0468		Vag	200,0x40	Hand Brake	
	10/03-7/04		R		53-0468		Vag	200,0x40	Hand Brake	
1.8 Cabrio (Exc. SW) Eng.AAM/ ANN (55kW)	6/98-9/03		F		22-0215-1		Gir	Th 16,0		
	6/98-9/03		R		22-0100-1		Gir	Th 17,0		
	98-		F		23-0186			Ø 256,0 Th 13,0-11,0		
	98-		R		23-0117			Ø 226,0 Th 10,0-8,0		
1.8 T. Eng.AGU/ ARZ/ AUM (110kW)	-00		F		22-0181-2		Ate	Th 20,0		
	00-		F		22-0181-4		Ate	Th 20,0		
	8/97-9/03		R		22-0100-1		Gir	Th 17,0		
	97-03		F		23-0365			Ø 288,0 Th 25,0-23,0	Vent., Cod. ID PR 1LN/LE/ZH/ZE, 15Inch Wheels	
	97-03		F		23-0706C			Ø 312,0 Th 25,0-21,0	Vent., (Coated), Cod. ID PR 1ZQ/1JL	
	97-03		R		23-0366			Ø 232,0 Th 8,8-7,0	Cod. ID PR 1KP/1KT/1KX	
	97-03		R		23-0695C			Ø 256,0 Th 22,0-20,0	Vent., (Coated), Cod. ID PR 1KU/2EE/1KY	
	97-03		R		23-0695C			Ø 256,0 Th 22,0-20,0	Vent., (Coated), Cod. ID PR 1KU/2EE/1KY	
1.8 T. (Exc. SW) Eng.AUQ (132kW)	8/01-9/03		F		22-0181-4		Ate	Th 20,0		
	8/01-9/03		R		22-0100-1		Gir	Th 17,0		
	01-03		F		23-0365			Ø 288,0 Th 25,0-23,0	Vent., Cod. ID PR 1LN/LE/ZH/ZE	
	01-03		F		23-0706C			Ø 312,0 Th 25,0-21,0	Vent., (Coated), Cod. ID PR 1ZQ/1JL	
	01-03		R		23-0366			Ø 232,0 Th 8,8-7,0	Cod. ID PR 1KP/1KT/1KX	
	01-03		R		23-0695C			Ø 256,0 Th 22,0-20,0	Vent., (Coated), Cod. ID PR 1KU/2EE/1KY	
	1.8, 4motion Eng.AGN/ BAF (92kW)	-99		F		22-0211-0		Ate	Th 19,5	14Inch Wheels / Exc. Variant
		-99		F		22-0211-1		Ate	Th 19,5	15/16Inch Wheels / Exc. Variant
		99-		F		22-0211-2		Ate	Th 19,5	14/15/16Inch Wheels
		8/97-9/03		R		22-0100-1		Gir	Th 17,0	
97-03			F		23-0904			Ø 279,5 Th 22,0-19,0	Vent., Cod. ID PR 1LS/LR/ZM	
97-03			F		23-0391			Ø 279,5 Th 22,0-19,0	Vent., Cod. ID PR 1LS/LR/ZM, FR	
97-03			R		23-0366			Ø 232,0 Th 8,8-7,0	Exc. 4Motion	
97-03		R		23-0742			Ø 239,0 Th 9,0-7,0	4Motion		
1.8, Cabrio (Exc. SW) Eng.ACC/ ADZ/ ANP (66kW)	6/98-9/03		F		22-0215-1		Gir	Th 16,0		
	6/98-9/03		R		22-0100-1		Gir	Th 17,0		
	98-		F		23-0230			Ø 256,0 Th 20,0-18,0	Vent.	
	98-		R		23-0117			Ø 226,0 Th 10,0-8,0		
1.9 SDi Eng.AGP/ AQM (50kW)	-99		F		22-0211-0		Ate	Th 19,5	14Inch Wheels / Exc. Variant	
	-99		F		22-0211-1		Ate	Th 19,5	15/16Inch Wheels / Exc. Variant	
	99-		F		22-0211-2		Ate	Th 19,5	14/15/16Inch Wheels	
	8/97-9/03		R		22-0100-1		Gir	Th 17,0		
	97-03		F		23-0390			Ø 256,0 Th 22,0-19,0	Vent., Cod. ID PR 1LQ/1ZF	
	97-03		R		23-0366			Ø 232,0 Th 8,8-7,0		
	8/97-9/03		R		53-0468		Vag	200,0x40	Hand Brake	
1.9 TD Eng.AAZ (55kW)	10/97-9/99		R		53-0468		Vag	200,0x40	Hand Brake	
	10/97-9/99		R		53-0468		Vag	200,0x40	Hand Brake	
1.9 TDi Eng.AFN/ AHF/ ASV/ AVG (81kW)	-99		F		22-0211-0		Ate	Th 19,5	14Inch Wheels / Exc. Variant	
	-99		F		22-0211-1		Ate	Th 19,5	15/16Inch Wheels / Exc. Variant	
	99-		F		22-0211-2		Ate	Th 19,5	14/15/16Inch Wheels	
	8/97-6/01		R		22-0100-1		Gir	Th 17,0		
	97-01		F		23-0904			Ø 279,5 Th 22,0-19,0	Vent., Cod. ID PR 1LS/LR/ZM	
	97-01		F		23-0391			Ø 279,5 Th 22,0-19,0	Vent., Cod. ID PR 1LS/LR/ZM, FR	
	97-01		R		23-0366			Ø 232,0 Th 8,8-7,0		
	8/97-6/01		R		53-0468		Vag	200,0x40	Hand Brake	
1.9 TDi Cabrio Eng.AFN/ AHF/ ASV/ AVG (81kW)	8/97-6/01		F		22-0215-1		Gir	Th 16,0		
	8/97-6/01		R		22-0100-1		Gir	Th 17,0		
	97-01		F		23-0230			Ø 256,0 Th 20,0-18,0	Vent.	
	97-01		R		23-0117			Ø 226,0 Th 10,0-8,0		
	8/97-6/01		R		53-0468		Vag	200,0x40	Hand Brake	
1.9 TDi Cabrio Eng.AGR/ AHU/ ALH/ ALE (66kW)	4/98-6/01		F		22-0215-1		Gir	Th 16,0		
	4/98-6/01		R		22-0100-1		Gir	Th 17,0		
	98-01		F		23-0230			Ø 256,0 Th 20,0-18,0	Vent.	


























		Spare Parts	F/R	L/R	METELLI ref.	METELLI ref. w/KIT		DIMENSIONS mm.	NOTE
1.9 TDi Cabrio Eng.AGR/ AHU/ ALH/ ALE (66kW)	98-01 4/98-6/01		R		23-0117			Ø 226,0 Th 10,0-8,0	
1.9 TDi, 4motion Eng.AGR/ AHU/ ALH/ ALE (66kW)	-99 -99 99- 4/98-6/01 10/98-01 10/98-01 10/98-01 4/98-6/01	       	R		53-0468		Vag	200,0x40	Hand Brake
			F		22-0211-0		Ate	Th 19,5	14Inch Wheels / Exc. Variant
			F		22-0211-1		Ate	Th 19,5	15/16Inch Wheels / Exc. Variant
			F		22-0211-2		Ate	Th 19,5	14/15/16Inch Wheels
			R		22-0100-1		Gir	Th 17,0	
			F		23-0904			Ø 279,5 Th 22,0-19,0	Vent., Cod. ID PR 1LS/LR/ZM
			F		23-0391			Ø 279,5 Th 22,0-19,0	Vent., Cod. ID PR 1LS/LR/ZM, FR
			R		23-0366			Ø 232,0 Th 8,8-7,0	
			R		53-0468		Vag	200,0x40	Hand Brake
1.9 TDi, 4motion Eng.AJM/ AUY (85kW)	12/98-6/01 12/98-6/01 98-01 98-01 98-01 98-01 12/98-6/01	      	F		22-0211-2		Ate	Th 19,5	
			R		22-0100-1		Gir	Th 17,0	
			F		23-0904			Ø 279,5 Th 22,0-19,0	Vent., Cod. ID PR 1LS/LR/ZM
			F		23-0391			Ø 279,5 Th 22,0-19,0	Vent., Cod. ID PR 1LS/LR/ZM, FR
			F		23-0365			Ø 288,0 Th 25,0-23,0	Vent., Cod. ID PR 1LN/LE/ZH/ZE
			R		23-0366			Ø 232,0 Th 8,8-7,0	
			R		53-0468		Vag	200,0x40	Hand Brake
1.9 TDi, 4motion Eng.ASZ (96kW)	11/00-9/03 11/00-9/03 00- 00- 00- 11/00-9/03	     	F		22-0181-4		Ate	Th 20,0	
			R		22-0100-1		Gir	Th 17,0	
			F		23-0365			Ø 288,0 Th 25,0-23,0	Vent., Cod. ID PR 1LN/LE/ZH/ZE
			R		23-0366			Ø 232,0 Th 8,8-7,0	Exc. 4Motion
			R		23-0742			Ø 239,0 Th 9,0-7,0	4Motion
			R		53-0468		Vag	200,0x40	Hand Brake
1.9 TDi, 4motion Eng.ATD/ AXR (74kW)	9/00-9/03 9/00-9/03 00-03 00-03 00-03 9/00-9/03	     	F		22-0211-2		Ate	Th 19,5	
			R		22-0100-1		Gir	Th 17,0	
			F		23-0904			Ø 279,5 Th 22,0-19,0	Vent., Cod. ID PR 1LS/LR/ZM
			F		23-0391			Ø 279,5 Th 22,0-19,0	Vent., Cod. ID PR 1LS/LR/ZM, FR
			R		23-0366			Ø 232,0 Th 8,8-7,0	
			R		53-0468		Vag	200,0x40	Hand Brake
1.9 TDi, 4motion (Exc. SW) Eng.ARL (110kW)	2/00-9/03 2/00-9/03 00- 00- 00- 2/00-9/03	     	F		22-0181-4		Ate	Th 20,0	
			R		22-0100-1		Gir	Th 17,0	
			F		23-0365			Ø 288,0 Th 25,0-23,0	Vent., Cod. ID PR 1LN/LE/ZH/ZE
			R		23-0366			Ø 232,0 Th 8,8-7,0	Exc. 4Motion
			R		23-0742			Ø 239,0 Th 9,0-7,0	4Motion
			R		53-0468		Vag	200,0x40	Hand Brake
2.0 (Exc. SW) Eng.APK/ AQY/ AZG/ AZJ (85kW)	7/98-9/03 7/98-9/03 98-03 98-03 98-03 7/98-9/03	     	F		22-0211-2		Ate	Th 19,5	
			R		22-0100-1		Gir	Th 17,0	
			F		23-0904			Ø 279,5 Th 22,0-19,0	Vent., Cod. ID PR 1LS/LR/ZM
			F		23-0391			Ø 279,5 Th 22,0-19,0	Vent., Cod. ID PR 1LS/LR/ZM, FR
			R		23-0366			Ø 232,0 Th 8,8-7,0	
			R		53-0468		Vag	200,0x40	Hand Brake
2.0 4motion Eng.AZH/ AZJ (85kW)	10/00-9/03 10/00-9/03 00-03 10/00-9/03	   	F		22-0211-2		Ate	Th 19,5	
			R		22-0100-1		Gir	Th 17,0	
			R		23-0742			Ø 239,0 Th 9,0-7,0	4Motion
			R		53-0468		Vag	200,0x40	Hand Brake
2.0 Bi-Fuel (Exc. SW) Eng.BEH (85kW)	02-03 02-03 02-03	  	F		23-0904			Ø 279,5 Th 22,0-19,0	Vent., Cod. ID PR 1LS/LR/ZM
			F		23-0391			Ø 279,5 Th 22,0-19,0	Vent., Cod. ID PR 1LS/LR/ZM, FR
			R		23-0366			Ø 232,0 Th 8,8-7,0	Exc. 4Motion
2.0 Cabrio (Exc. SW) Eng.AGG/ AKR/ ATU/ AWF/ AWG (85kW)	6/98-9/03 6/98-9/03 98- 98- 6/98-9/03	    	F		22-0215-1		Gir	Th 16,0	
			R		22-0100-1		Gir	Th 17,0	
			F		23-0230			Ø 256,0 Th 20,0-18,0	Vent.
			R		23-0117			Ø 226,0 Th 10,0-8,0	
			R		53-0468		Vag	200,0x40	Hand Brake
2.3 V5, 4motion Eng.AQN (125kW)	10/00-9/03 10/00-9/03 00- 00- 00-	    	F		22-0181-4		Ate	Th 20,0	
			R		22-0100-1		Gir	Th 17,0	
			F		23-0365			Ø 288,0 Th 25,0-23,0	Vent., 15Inch Wheels
			R		23-0366			Ø 232,0 Th 8,8-7,0	15Inch Wheels
			R		23-0695C			Ø 256,0 Th 22,0-20,0	Vent., (Coated), 16Inch Wheels
2.3 VR5, 4motion Eng.AGZ (110kW)	8/97-10/00 8/97-10/00 97-00 97-00 97-00 97-00	     	F		22-0181-2		Ate	Th 20,0	
			R		22-0100-1		Gir	Th 17,0	
			F		23-0365			Ø 288,0 Th 25,0-23,0	Vent., 15Inch Wheels
			F		23-0706C			Ø 312,0 Th 25,0-21,0	Vent., (Coated), 16Inch Wheels
			R		23-0366			Ø 232,0 Th 8,8-7,0	15Inch Wheels
			R		23-0695C			Ø 256,0 Th 22,0-20,0	Vent., (Coated), 16Inch Wheels
2.8 V6 4motion Eng.AQP/ AUE/ BDE (150kW)	3/99-9/03 3/99-9/03 99-03	  	F		22-0181-4		Ate	Th 20,0	
			R		22-0100-1		Gir	Th 17,0	
			F		23-0706C			Ø 312,0 Th 25,0-21,0	Vent., (Coated), 16Inch Wheels

























		Spare Parts	F/R	L/R	METELLI ref.	METELLI ref. w/KIT		DIMENSIONS mm.	NOTE
2.8 V6 4motion Eng.AQP/ AUE/ BDE (150kW)	99-03		R		23-0695C			Ø 256,0 Th 22,0-20,0	Vent., (Coated), 16Inch Wheels
<b>Golf V (1K1), Variant 10/03-12/08</b>									
1.4 16v Eng.BCA (55kW)	10/03-		F		22-0211-2		Ate	Th 19,5	
	10/03-		R		22-0100-5		Gir	Th 17,0	
	10/03-		F		23-0733			Ø 280,0 Th 22,0-19,0	Vent., Cod. ID PR 1ZF/ZM
	10/03-		F		23-0734			Ø 288,0 Th 25,0-22,0	Vent., Cod. ID PR 1ZE/ZP
	03-		F		23-0840			Ø 312,0 Th 25,0-22,0	Vent., Cod. ID PR 1LJ/LL/ZD/LV
	03-		F		23-0851			Ø 345,0 Th 30,0-27,0	Vent., Cod. ID PR 1LK/1LM
	03-		R		23-0725			Ø 260,0 Th 12,0-10,0	Cod. ID PR 1KY/1KZ
	10/03-		R		23-0724			Ø 255,0 Th 10,0-8,0	Cod. ID PR 1KQ/1KD
03-	R		23-0852			Ø 286,0 Th 12,0-10,0	Cod. ID PR 1KZ/1KV/1KJ		
1.4 16v Eng.BUD (59kW)	5/06-		F		22-0548-0		Ate	Th 20,0	
	5/06-		R		22-0100-5		Gir	Th 17,0	
	06-		F		23-0733			Ø 280,0 Th 22,0-19,0	Vent., Cod. ID PR 1ZF/ZM
	06-		F		23-0734			Ø 288,0 Th 25,0-22,0	Vent., Cod. ID PR 1ZE/ZP
	06-		F		23-0840			Ø 312,0 Th 25,0-22,0	Vent., Cod. ID PR 1LJ/LL/ZD/LV
	06-		F		23-0851			Ø 345,0 Th 30,0-27,0	Vent., Cod. ID PR 1LK/1LM
	06-		R		23-0724			Ø 255,0 Th 10,0-8,0	Cod. ID PR 1KQ/1KD
	06-		R		23-0725			Ø 260,0 Th 12,0-10,0	Cod. ID PR 1KY/1KZ
06-	R		23-0852			Ø 286,0 Th 12,0-10,0	Cod. ID PR 1KZ/1KV/1KJ		
1.4 FSI Eng.BKG/ BLN (66kW)	10/03-		F		22-0211-2		Ate	Th 19,5	
	10/03-		R		22-0100-5		Gir	Th 17,0	
	10/03-		F		23-0733			Ø 280,0 Th 22,0-19,0	Vent., Cod. ID PR 1ZF/ZM
	10/03-		F		23-0734			Ø 288,0 Th 25,0-22,0	Vent., Cod. ID PR 1ZE/ZP
	03-		F		23-0840			Ø 312,0 Th 25,0-22,0	Vent., Cod. ID PR 1LJ/LL/ZD/LV
	03-		F		23-0851			Ø 345,0 Th 30,0-27,0	Vent., Cod. ID PR 1LK/1LM
	03-		R		23-0725			Ø 260,0 Th 12,0-10,0	Cod. ID PR 1KY/1KZ
	10/03-		R		23-0724			Ø 255,0 Th 10,0-8,0	Cod. ID PR 1KQ/1KD
03-	R		23-0852			Ø 286,0 Th 12,0-10,0	Cod. ID PR 1KZ/1KV/1KJ		
1.4 TSI Eng.BLG (125kW)	11/05-		F		22-0548-0		Ate	Th 20,0	
	11/05-		R		22-0553-0		Gir	Th 17,0	
	11/05-		F		23-0733			Ø 280,0 Th 22,0-19,0	Vent., Cod. ID PR 1ZF/ZM
	11/05-		F		23-0734			Ø 288,0 Th 25,0-22,0	Vent., Cod. ID PR 1ZE/ZP
	11/05-		F		23-0840			Ø 312,0 Th 25,0-22,0	Vent., Cod. ID PR 1LJ/LL/ZD/LV
	11/05-		F		23-0851			Ø 345,0 Th 30,0-27,0	Vent., Cod. ID PR 1LK/1LM
	11/05-		R		23-0724			Ø 255,0 Th 10,0-8,0	Cod. ID PR 1KQ/1KD
	11/05-		R		23-0725			Ø 260,0 Th 12,0-10,0	Cod. ID PR 1KY/1KZ
11/05-	R		23-0852			Ø 286,0 Th 12,0-10,0	Cod. ID PR 1KZ/1KV/1KJ		
1.4 TSI Eng.BMY (103kW)	5/06-		F		22-0548-0		Ate	Th 20,0	
	5/06-		R		22-0553-0		Gir	Th 17,0	Incl. Variant
	5/06-		F		23-0733			Ø 280,0 Th 22,0-19,0	Vent., Cod. ID PR 1ZF/ZM
	5/06-		F		23-0734			Ø 288,0 Th 25,0-22,0	Vent., Cod. ID PR 1ZE/ZP
	5/06-		F		23-0840			Ø 312,0 Th 25,0-22,0	Vent., Cod. ID PR 1LJ/LL/ZD/LV
	5/06-		F		23-0851			Ø 345,0 Th 30,0-27,0	Vent., Cod. ID PR 1LK/1LM
	5/06-		R		23-0724			Ø 255,0 Th 10,0-8,0	Cod. ID PR 1KQ/1KD
	5/06-		R		23-0725			Ø 260,0 Th 12,0-10,0	Cod. ID PR 1KY/1KZ
5/06-	R		23-0852			Ø 286,0 Th 12,0-10,0	Cod. ID PR 1KZ/1KV/1KJ		
1.4 TSI Eng.CAXA (90kW)	07-08		F		22-0548-0		Ate	Th 20,0	
	07-08		R		22-0553-0		Gir	Th 17,0	
	07-08		F		23-0733			Ø 280,0 Th 22,0-19,0	Vent., Cod. ID PR 1ZF/ZM
	07-08		F		23-0734			Ø 288,0 Th 25,0-22,0	Vent., Cod. ID PR 1ZE/ZP
	07-08		F		23-0840			Ø 312,0 Th 25,0-22,0	Vent., Cod. ID PR 1LJ/LL/ZD/LV
	07-08		F		23-0851			Ø 345,0 Th 30,0-27,0	Vent., Cod. ID PR 1LK/1LM
	07-08		R		23-0724			Ø 255,0 Th 10,0-8,0	Cod. ID PR 1KQ/1KD
	07-08		R		23-0725			Ø 260,0 Th 12,0-10,0	Cod. ID PR 1KY/1KZ
07-08	R		23-0852			Ø 286,0 Th 12,0-10,0	Cod. ID PR 1KZ/1KV/1KJ		
1.6 Eng.BGU/ BSE/ BSF/ CCSA (75kW)	1/04-		F		22-0211-2		Ate	Th 19,5	
	1/04-		R		22-0100-5		Gir	Th 17,0	
	1/04-		R		22-0553-0		Gir	Th 17,0	Only Variant
	04-		F		23-0733			Ø 280,0 Th 22,0-19,0	Vent., Cod. ID PR 1ZF/ZM
	04-		F		23-0734			Ø 288,0 Th 25,0-22,0	Vent., Cod. ID PR 1ZE/ZP
	04-		F		23-0840			Ø 312,0 Th 25,0-22,0	Vent., Cod. ID PR 1LJ/LL/ZD/LV
	04-		F		23-0851			Ø 345,0 Th 30,0-27,0	Vent., Cod. ID PR 1LK/1LM
	04-		R		23-0724			Ø 255,0 Th 10,0-8,0	Cod. ID PR 1KQ/1KD
04-	R		23-0725			Ø 260,0 Th 12,0-10,0	Cod. ID PR 1KY/1KZ		
04-	R		23-0852			Ø 286,0 Th 12,0-10,0	Cod. ID PR 1KZ/1KV/1KJ		
























		Spare Parts	F/R	L/R	METELLI ref.	METELLI ref. w/KIT		DIMENSIONS mm.	NOTE
1.6 FSI Eng.BAG/ BLF/ BLP (85kW)	10/03-	F	F		22-0211-2		Ate	Th 19,5	
	10/03-		R		22-0100-5		Gir	Th 17,0	
	10/03-	F	F		23-0733			Ø 280,0 Th 22,0-19,0	Vent., Cod. ID PR 1ZF/ZM
	10/03-		F		23-0734			Ø 288,0 Th 25,0-22,0	Vent., Cod. ID PR 1ZE/ZP
	03-		F		23-0840			Ø 312,0 Th 25,0-22,0	Vent., Cod. ID PR 1LJ/LL/ZD/LV
	03-		F		23-0851			Ø 345,0 Th 30,0-27,0	Vent., Cod. ID PR 1LK/1LM
	03-		R		23-0725			Ø 260,0 Th 12,0-10,0	Cod. ID PR 1KY/1KZ
	5/03-		R		23-0724			Ø 255,0 Th 10,0-8,0	Cod. ID PR 1KQ/1KD
	03-		R		23-0852			Ø 286,0 Th 12,0-10,0	Cod. ID PR 1KZ/1KV/1KJ
1.9 TDi Eng.BKC/ BJB/ BLS/ BXE (77kW)	10/03-	F	F		22-0211-2		Ate	Th 19,5	
	10/03-		R		22-0100-5		Gir	Th 17,0	
	10/03-	R		22-0553-0				Th 17,0	Only Variant
	10/03-	F	F		23-0733			Ø 280,0 Th 22,0-19,0	Vent., Cod. ID PR 1ZF/ZM
	10/03-		F		23-0734			Ø 288,0 Th 25,0-22,0	Vent., Cod. ID PR 1ZE/ZP
	03-		F		23-0840			Ø 312,0 Th 25,0-22,0	Vent., Cod. ID PR 1LJ/LL/ZD/LV
	03-		F		23-0851			Ø 345,0 Th 30,0-27,0	Vent., Cod. ID PR 1LK/1LM
	03-		R		23-0725			Ø 260,0 Th 12,0-10,0	Cod. ID PR 1KY/1KZ
	5/03-		R		23-0724			Ø 255,0 Th 10,0-8,0	Cod. ID PR 1KQ/1KD
03-	R			23-0852			Ø 286,0 Th 12,0-10,0	Cod. ID PR 1KZ/1KV/1KJ	
1.9 TDi Eng.BRU (66kW)	5/04-	F	F		22-0211-2		Ate	Th 19,5	
	5/04-		R		22-0100-5		Gir	Th 17,0	
	04-	F	F		23-0733			Ø 280,0 Th 22,0-19,0	Vent., Cod. ID PR 1ZF/ZM
	04-		F		23-0734			Ø 288,0 Th 25,0-22,0	Vent., Cod. ID PR 1ZE/ZP
	04-		F		23-0840			Ø 312,0 Th 25,0-22,0	Vent., Cod. ID PR 1LJ/LL/ZD/LV
	04-		F		23-0851			Ø 345,0 Th 30,0-27,0	Vent., Cod. ID PR 1LK/1LM
	04-		R		23-0724			Ø 255,0 Th 10,0-8,0	Cod. ID PR 1KQ/1KD
	04-		R		23-0725			Ø 260,0 Th 12,0-10,0	Cod. ID PR 1KY/1KZ
	04-		R		23-0852			Ø 286,0 Th 12,0-10,0	Cod. ID PR 1KZ/1KV/1KJ
1.9 TDi 4motion Eng.BKC/ BJB/ BLS (77kW)	10/03-	F	F		22-0548-0		Ate	Th 20,0	
	10/03-		R		22-0553-0		Gir	Th 17,0	
	10/03-	F	F		23-0733			Ø 280,0 Th 22,0-19,0	Vent., Cod. ID PR 1ZF/ZM
	10/03-		F		23-0734			Ø 288,0 Th 25,0-22,0	Vent., Cod. ID PR 1ZE/ZP
	03-		F		23-0840			Ø 312,0 Th 25,0-22,0	Vent., Cod. ID PR 1LJ/LL/ZD/LV
	03-		F		23-0851			Ø 345,0 Th 30,0-27,0	Vent., Cod. ID PR 1LK/1LM
	03-		R		23-0725			Ø 260,0 Th 12,0-10,0	Cod. ID PR 1KY/1KZ
	5/03-		R		23-0724			Ø 255,0 Th 10,0-8,0	Cod. ID PR 1KQ/1KD
	03-		R		23-0852			Ø 286,0 Th 12,0-10,0	Cod. ID PR 1KZ/1KV/1KJ
04-	R		23-0889			Ø 310,0 Th 22,0-20,0	Vent., Cod. ID PR 2EL		
2.0 FSI Eng.AXW/ BLR/ BLX/ BLY/ BVX/ BVY/ BVZ (110kW)	1/04-	F	F		22-0548-0		Ate	Th 20,0	
	1/04-		R		22-0100-5		Gir	Th 17,0	
	04-	F	F		23-0733			Ø 280,0 Th 22,0-19,0	Vent., Cod. ID PR 1ZF/ZM
	04-		F		23-0734			Ø 288,0 Th 25,0-22,0	Vent., Cod. ID PR 1ZE/ZP
	04-		F		23-0840			Ø 312,0 Th 25,0-22,0	Vent., Cod. ID PR 1LJ/LL/ZD/LV
	04-		F		23-0851			Ø 345,0 Th 30,0-27,0	Vent., Cod. ID PR 1LK/1LM
	04-		R		23-0724			Ø 255,0 Th 10,0-8,0	Cod. ID PR 1KQ/1KD
	04-		R		23-0725			Ø 260,0 Th 12,0-10,0	Cod. ID PR 1KY/1KZ
	04-		R		23-0852			Ø 286,0 Th 12,0-10,0	Cod. ID PR 1KZ/1KV/1KJ
2.0 FSI 4motion Eng.AXW (110kW)	1/04-	F	F		22-0548-0		Ate	Th 20,0	
	1/04-		R		22-0553-0		Gir	Th 17,0	
	04-	F	F		23-0733			Ø 280,0 Th 22,0-19,0	Vent., Cod. ID PR 1ZF/ZM
	04-		F		23-0734			Ø 288,0 Th 25,0-22,0	Vent., Cod. ID PR 1ZE/ZP
	04-		F		23-0840			Ø 312,0 Th 25,0-22,0	Vent., Cod. ID PR 1LJ/LL/ZD/LV
	04-		F		23-0851			Ø 345,0 Th 30,0-27,0	Vent., Cod. ID PR 1LK/1LM
	04-		R		23-0724			Ø 255,0 Th 10,0-8,0	Cod. ID PR 1KQ/1KD
	04-		R		23-0725			Ø 260,0 Th 12,0-10,0	Cod. ID PR 1KY/1KZ
	04-		R		23-0852			Ø 286,0 Th 12,0-10,0	Cod. ID PR 1KZ/1KV/1KJ
04-	R		23-0889			Ø 310,0 Th 22,0-20,0	Vent., Cod. ID PR 2EL		
2.0 SDi Eng.BDK (55kW)	1/04-	F	F		22-0211-2		Ate	Th 19,5	
	1/04-		R		22-0100-5		Gir	Th 17,0	
	04-	F	F		23-0733			Ø 280,0 Th 22,0-19,0	Vent., Cod. ID PR 1ZF/ZM
	04-		F		23-0734			Ø 288,0 Th 25,0-22,0	Vent., Cod. ID PR 1ZE/ZP
	04-		F		23-0840			Ø 312,0 Th 25,0-22,0	Vent., Cod. ID PR 1LJ/LL/ZD/LV
	04-		F		23-0851			Ø 345,0 Th 30,0-27,0	Vent., Cod. ID PR 1LK/1LM
	04-		R		23-0724			Ø 255,0 Th 10,0-8,0	Cod. ID PR 1KQ/1KD
	04-		R		23-0725			Ø 260,0 Th 12,0-10,0	Cod. ID PR 1KY/1KZ
	04-		R		23-0852			Ø 286,0 Th 12,0-10,0	Cod. ID PR 1KZ/1KV/1KJ































































		Spare Parts	F/R	L/R	METELLI ref.	METELLI ref. w/KIT		DIMENSIONS mm.	NOTE
2.0 TDi Eng.AZV (100kW)	10/03-	F	F		22-0548-0		Ate	Th 20,0	
	10/03-		R		22-0100-5		Gir	Th 17,0	
	10/03-		R		22-0553-0		Gir	Th 17,0	Only Variant
	10/03-	F	F		23-0733			Ø 280,0 Th 22,0-19,0	Vent., Cod. ID PR 1ZF/ZM
	10/03-		F		23-0734			Ø 288,0 Th 25,0-22,0	Vent., Cod. ID PR 1ZE/ZP
	10/03-		F		23-0840			Ø 312,0 Th 25,0-22,0	Vent., Cod. ID PR 1LJ/LL/ZD/LV
	10/03-		F		23-0851			Ø 345,0 Th 30,0-27,0	Vent., Cod. ID PR 1LK/1LM
	10/03-		R		23-0724			Ø 255,0 Th 10,0-8,0	Cod. ID PR 1KQ/1KD
	10/03-		R		23-0725			Ø 260,0 Th 12,0-10,0	Cod. ID PR 1KY/1KZ
	10/03-		R		23-0852			Ø 286,0 Th 12,0-10,0	Cod. ID PR 1KZ/1KV/1KJ
2.0 TDi Eng.BKD/ BMM/ CBDB (103kW)	10/03-	F	F		22-0548-0		Ate	Th 20,0	
	10/03-		R		22-0100-5		Gir	Th 17,0	
	10/03-		R		22-0553-0		Gir	Th 17,0	Only Variant
	10/03-	F	F		23-0733			Ø 280,0 Th 22,0-19,0	Vent., Cod. ID PR 1ZF/ZM
	10/03-		F		23-0734			Ø 288,0 Th 25,0-22,0	Vent., Cod. ID PR 1ZE/ZP
	03-		F		23-0840			Ø 312,0 Th 25,0-22,0	Vent., Cod. ID PR 1LJ/LL/ZD/LV
	03-		F		23-0851			Ø 345,0 Th 30,0-27,0	Vent., Cod. ID PR 1LK/1LM
	03-		R		23-0725			Ø 260,0 Th 12,0-10,0	Cod. ID PR 1KY/1KZ
	5/03-		R		23-0724			Ø 255,0 Th 10,0-8,0	Cod. ID PR 1KQ/1KD
	03-		R		23-0852			Ø 286,0 Th 12,0-10,0	Cod. ID PR 1KZ/1KV/1KJ
2.0 TDi 16v Eng.BMN (125kW)	11/05-	F	F		22-0548-0		Ate	Th 20,0	
	11/05-		R		22-0100-5		Gir	Th 17,0	
	11/05-		R		22-0553-0		Gir	Th 17,0	Only Variant
	11/05-	F	F		23-0733			Ø 280,0 Th 22,0-19,0	Vent., Cod. ID PR 1ZF/ZM
	11/05-		F		23-0734			Ø 288,0 Th 25,0-22,0	Vent., Cod. ID PR 1ZE/ZP
	11/05-		F		23-0840			Ø 312,0 Th 25,0-22,0	Vent., Cod. ID PR 1LJ/LL/ZD/LV
	11/05-		F		23-0851			Ø 345,0 Th 30,0-27,0	Vent., Cod. ID PR 1LK/1LM
	11/05-		R		23-0724			Ø 255,0 Th 10,0-8,0	Cod. ID PR 1KQ/1KD
	11/05-		R		23-0725			Ø 260,0 Th 12,0-10,0	Cod. ID PR 1KY/1KZ
	11/05-		R		23-0852			Ø 286,0 Th 12,0-10,0	Cod. ID PR 1KZ/1KV/1KJ
2.0 TDi 4motion Eng.AZV (100kW)	07-08	F	F		22-0548-0		Ate	Th 20,0	
	07-08		R		22-0100-5		Gir	Th 17,0	
	07-08		R		22-0553-0		Gir	Th 17,0	Only Variant
	07-08	F	F		23-0733			Ø 280,0 Th 22,0-19,0	Vent., Cod. ID PR 1ZF/ZM
	07-08		F		23-0734			Ø 288,0 Th 25,0-22,0	Vent., Cod. ID PR 1ZE/ZP
	07-08		F		23-0840			Ø 312,0 Th 25,0-22,0	Vent., Cod. ID PR 1LJ/LL/ZD/LV
	07-08		F		23-0851			Ø 345,0 Th 30,0-27,0	Vent., Cod. ID PR 1LK/1LM
	07-08		R		23-0724			Ø 255,0 Th 10,0-8,0	Cod. ID PR 1KQ/1KD
	07-08		R		23-0725			Ø 260,0 Th 12,0-10,0	Cod. ID PR 1KY/1KZ
	07-08		R		23-0852			Ø 286,0 Th 12,0-10,0	Cod. ID PR 1KZ/1KV/1KJ
2.0 TDi 4motion Eng.BKD/ BMM (103kW)	10/03-	F	F		22-0548-0		Ate	Th 20,0	
	10/03-		R		22-0553-0		Gir	Th 17,0	
	10/03-		F		23-0733			Ø 280,0 Th 22,0-19,0	Vent., Cod. ID PR 1ZF/ZM
	10/03-	F	F		23-0734			Ø 288,0 Th 25,0-22,0	Vent., Cod. ID PR 1ZE/ZP
	03-		F		23-0840			Ø 312,0 Th 25,0-22,0	Vent., Cod. ID PR 1LJ/LL/ZD/LV
	03-		F		23-0851			Ø 345,0 Th 30,0-27,0	Vent., Cod. ID PR 1LK/1LM
	03-		R		23-0725			Ø 260,0 Th 12,0-10,0	Cod. ID PR 1KY/1KZ
	5/03-		R		23-0724			Ø 255,0 Th 10,0-8,0	Cod. ID PR 1KQ/1KD
	03-		R		23-0852			Ø 286,0 Th 12,0-10,0	Cod. ID PR 1KZ/1KV/1KJ
	04-		R		23-0889			Ø 310,0 Th 22,0-20,0	Vent., Cod. ID PR 2EL
2.0 TFSI Eng.AXX/ BWA/ CCTA (147kW)	10/04-	F	F		22-0548-0		Ate	Th 20,0	
	10/04-		R		22-0553-0		Gir	Th 17,0	
	04-	F	F		23-0733			Ø 280,0 Th 22,0-19,0	Vent., Cod. ID PR 1ZF/ZM
	04-		F		23-0734			Ø 288,0 Th 25,0-22,0	Vent., Cod. ID PR 1ZE/ZP
	04-		F		23-0840			Ø 312,0 Th 25,0-22,0	Vent., Cod. ID PR 1LJ/LL/ZD/LV
	04-		F		23-0851			Ø 345,0 Th 30,0-27,0	Vent., Cod. ID PR 1LK/1LM
	04-		R		23-0724			Ø 255,0 Th 10,0-8,0	Cod. ID PR 1KQ/1KD
	04-		R		23-0725			Ø 260,0 Th 12,0-10,0	Cod. ID PR 1KY/1KZ
2.0 TFSI GTI Ed. 30 Eng.BYD (169kW)	2/07-	F	F		22-0548-0		Ate	Th 20,0	
	2/07-		R		22-0553-0		Gir	Th 17,0	
	2/07-	F	F		23-0733			Ø 280,0 Th 22,0-19,0	Vent., Cod. ID PR 1ZF/ZM
	2/07-		F		23-0734			Ø 288,0 Th 25,0-22,0	Vent., Cod. ID PR 1ZE/ZP
	2/07-		F		23-0840			Ø 312,0 Th 25,0-22,0	Vent., Cod. ID PR 1LJ/LL/ZD/LV
	2/07-		F		23-0851			Ø 345,0 Th 30,0-27,0	Vent., Cod. ID PR 1LK/1LM
	2/07-		R		23-0724			Ø 255,0 Th 10,0-8,0	Cod. ID PR 1KQ/1KD
	2/07-		R		23-0725			Ø 260,0 Th 12,0-10,0	Cod. ID PR 1KY/1KZ



























































		Spare Parts	F/R	L/R	METELLI ref.	METELLI ref. w/KIT		DIMENSIONS mm.	NOTE
2.0 TFSi GTI Ed. 30 Eng.BYD (169kW)	2/07-		R		23-0852			Ø 286,0 Th 12,0-10,0	Cod. ID PR 1KZ/1KV/1KJ
3.2 R32 4motion Eng.BUB (184kW)	11/05-		F		22-0549-2		Ate	Th 20,0	
	11/05-		R		22-0553-0		Gir	Th 17,0	
	11/05-		F		23-0733			Ø 280,0 Th 22,0-19,0	Vent., Cod. ID PR 1ZF/ZM
	11/05-		F		23-0734			Ø 288,0 Th 25,0-22,0	Vent., Cod. ID PR 1ZE/ZP
	11/05-		F		23-0840			Ø 312,0 Th 25,0-22,0	Vent., Cod. ID PR 1LJ/LL/ZD/LV
	11/05-		F		23-0851			Ø 345,0 Th 30,0-27,0	Vent., Cod. ID PR 1LK/1LM
	11/05-		R		23-0724			Ø 255,0 Th 10,0-8,0	Cod. ID PR 1KQ/1KD
	11/05-		R		23-0725			Ø 260,0 Th 12,0-10,0	Cod. ID PR 1KY/1KZ
	05-	R		23-0889			Ø 310,0 Th 22,0-20,0	Vent., Cod. ID PR 2EL	
	11/05-	R		23-0852			Ø 286,0 Th 12,0-10,0	Cod. ID PR 1KZ/1KV/1KJ	
<b>Golf V Plus (1KP) 1/05-12/08</b>									
1.4 16v Eng.BCA (55kW)	1/05-		F		22-0211-2		Ate	Th 19,5	
	1/05-		R		22-0100-5		Gir	Th 17,0	
	05-		F		23-0733			Ø 280,0 Th 22,0-19,0	Vent., Cod. ID PR 1ZF/1ZM
	05-		F		23-0734			Ø 288,0 Th 25,0-22,0	Vent., Cod. ID PR 1ZE/ZP
	05-		R		23-0724			Ø 255,0 Th 10,0-8,0	Cod. ID PR 1KD
	05-		R		23-0725			Ø 260,0 Th 12,0-10,0	Cod. ID PR 1KE/1KF
1.4 16v Eng.BUD (59kW)	1/05-		F		22-0211-2		Ate	Th 19,5	
	1/05-		R		22-0100-5		Gir	Th 17,0	
	05-		F		23-0733			Ø 280,0 Th 22,0-19,0	Vent., Cod. ID PR 1ZF/1ZM
	05-		F		23-0734			Ø 288,0 Th 25,0-22,0	Vent., Cod. ID PR 1ZE/ZP
	05-		R		23-0724			Ø 255,0 Th 10,0-8,0	Cod. ID PR 1KD
	05-		R		23-0725			Ø 260,0 Th 12,0-10,0	Cod. ID PR 1KE/1KF
1.4 16v TSi Eng.BMY (103kW)	5/06-		F		22-0548-0		Ate	Th 20,0	
	5/06-		R		22-0553-0		Gir	Th 17,0	
	06-		F		23-0733			Ø 280,0 Th 22,0-19,0	Vent., Cod. ID PR 1ZF/1ZM
	06-		F		23-0734			Ø 288,0 Th 25,0-22,0	Vent., Cod. ID PR 1ZE/ZP
	06-		R		23-0724			Ø 255,0 Th 10,0-8,0	Cod. ID PR 1KD
	06-		R		23-0725			Ø 260,0 Th 12,0-10,0	Cod. ID PR 1KE/1KF
1.4 TSi Eng.BLG (125kW)	5/06-		F		22-0548-0		Ate	Th 20,0	
	5/06-		R		22-0553-0		Gir	Th 17,0	
	06-		F		23-0733			Ø 280,0 Th 22,0-19,0	Vent., Cod. ID PR 1ZF/1ZM
	06-		F		23-0734			Ø 288,0 Th 25,0-22,0	Vent., Cod. ID PR 1ZE/ZP
	06-		R		23-0724			Ø 255,0 Th 10,0-8,0	Cod. ID PR 1KD
	06-		R		23-0725			Ø 260,0 Th 12,0-10,0	Cod. ID PR 1KE/1KF
1.4 TSi Eng.CAVD (118kW)	08-		F		22-0548-0		Ate	Th 20,0	
	08-		R		22-0100-1		Gir	Th 17,0	
1.4 TSi Eng.CAXA (90kW)	07-		F		22-0548-0		Ate	Th 20,0	
	07-		R		22-0100-1		Gir	Th 17,0	
	07-		F		23-0733			Ø 280,0 Th 22,0-19,0	Vent., Cod. ID PR 1ZF/1ZM
	07-		F		23-0734			Ø 288,0 Th 25,0-22,0	Vent., Cod. ID PR 1ZE/ZP
	07-		R		23-0724			Ø 255,0 Th 10,0-8,0	Cod. ID PR 1KD
	07-		R		23-0725			Ø 260,0 Th 12,0-10,0	Cod. ID PR 1KE/1KF
1.6 Eng.BSE/ BSF/ CCSA (75kW)	5/05-		F		22-0211-2		Ate	Th 19,5	
	5/05-		R		22-0100-5		Gir	Th 17,0	
	05-		F		23-0733			Ø 280,0 Th 22,0-19,0	Vent., Cod. ID PR 1ZF/1ZM
	05-		F		23-0734			Ø 288,0 Th 25,0-22,0	Vent., Cod. ID PR 1ZE/ZP
	05-		R		23-0724			Ø 255,0 Th 10,0-8,0	Cod. ID PR 1KD
	05-		R		23-0725			Ø 260,0 Th 12,0-10,0	Cod. ID PR 1KE/1KF
1.6 FSI Eng.BAG/ BLF (85kW)	1/05-		F		22-0211-2		Ate	Th 19,5	
	1/05-		R		22-0100-5		Gir	Th 17,0	
	05-		F		23-0733			Ø 280,0 Th 22,0-19,0	Vent., Cod. ID PR 1ZF/1ZM
	05-		F		23-0734			Ø 288,0 Th 25,0-22,0	Vent., Cod. ID PR 1ZE/ZP
	05-		R		23-0724			Ø 255,0 Th 10,0-8,0	Cod. ID PR 1KD
	05-		R		23-0725			Ø 260,0 Th 12,0-10,0	Cod. ID PR 1KE/1KF
1.9 TDi Eng.BKC (77kW)	1/05-		F		22-0211-2		Ate	Th 19,5	
	1/05-		R		22-0100-5		Gir	Th 17,0	
	05-		F		23-0733			Ø 280,0 Th 22,0-19,0	Vent., Cod. ID PR 1ZF/1ZM
	05-		F		23-0734			Ø 288,0 Th 25,0-22,0	Vent., Cod. ID PR 1ZE/ZP
	05-		R		23-0724			Ø 255,0 Th 10,0-8,0	Cod. ID PR 1KD
	05-		R		23-0725			Ø 260,0 Th 12,0-10,0	Cod. ID PR 1KE/1KF
1.9 TDi Eng.BRU (66kW)	5/05-		F		22-0211-2		Ate	Th 19,5	
	5/05-		R		22-0100-5		Gir	Th 17,0	
	05-		F		23-0733			Ø 280,0 Th 22,0-19,0	Vent., Cod. ID PR 1ZF/1ZM
	05-		F		23-0734			Ø 288,0 Th 25,0-22,0	Vent., Cod. ID PR 1ZE/ZP























		Spare Parts	F/R	L/R	METELLI ref.	METELLI ref. w/KIT		DIMENSIONS mm.	NOTE
1.9 TDi Eng.BRU (66kW)	05-		R		23-0724			Ø 255,0 Th 10,0-8,0	Cod. ID PR 1KD
			R		23-0725			Ø 260,0 Th 12,0-10,0	Cod. ID PR 1KE/1KF
2.0 FSI Eng.BLR/ BLY/ BVY/ BVZ (110kW)	5/05-		F		22-0548-0		Ate	Th 20,0	
	R			22-0100-5		Gir	Th 17,0		
	05-		F		23-0733			Ø 280,0 Th 22,0-19,0	Vent., Cod. ID PR 1ZF/1ZM
	05-		F		23-0734			Ø 288,0 Th 25,0-22,0	Vent., Cod. ID PR 1ZE/ZP
	05-		R		23-0724			Ø 255,0 Th 10,0-8,0	Cod. ID PR 1KD
	05-		R		23-0725			Ø 260,0 Th 12,0-10,0	Cod. ID PR 1KE/1KF
2.0 TDi Eng.AZV (100kW)	5/05-		F		22-0548-0		Ate	Th 20,0	
	5/05-		R		22-0100-5		Gir	Th 17,0	
	05-		F		23-0733			Ø 280,0 Th 22,0-19,0	Vent., Cod. ID PR 1ZF/1ZM
	05-		F		23-0734			Ø 288,0 Th 25,0-22,0	Vent., Cod. ID PR 1ZE/ZP
	05-		R		23-0724			Ø 255,0 Th 10,0-8,0	Cod. ID PR 1KD
	05-		R		23-0725			Ø 260,0 Th 12,0-10,0	Cod. ID PR 1KE/1KF
2.0 TDi Eng.BKD/ BMM (103kW)	1/05-		F		22-0548-0		Ate	Th 20,0	
	1/05-		R		22-0100-5		Gir	Th 17,0	
	05-		F		23-0733			Ø 280,0 Th 22,0-19,0	Vent., Cod. ID PR 1ZF/1ZM
	05-		F		23-0734			Ø 288,0 Th 25,0-22,0	Vent., Cod. ID PR 1ZE/ZP
	05-		R		23-0724			Ø 255,0 Th 10,0-8,0	Cod. ID PR 1KD
	06-		R		23-0725			Ø 260,0 Th 12,0-10,0	Cod. ID PR 1KE/1KF
<b>Golf VI (5K1) 10/08-</b>									
1.4 Eng.CGGA (59kW)	08-		F		22-0211-2		Ate	Th 19,5	
			R		22-0100-1		Gir	Th 17,0	
	08-		F		23-0733			Ø 280,0 Th 22,0-19,0	Vent., Cod. ID PR 1ZF
			F		23-0852			Ø 286,0 Th 12,0-10,0	Cod. ID PR 1KZ/1KY
			F		23-0734			Ø 288,0 Th 25,0-22,0	Vent., Cod. ID PR 1ZE
			F		23-0840			Ø 312,0 Th 25,0-22,0	Vent., Cod. ID PR 1LY/1LL/1ZD/1LV/1ZB/1ZA
			R		23-0724			Ø 255,0 Th 10,0-8,0	Cod. ID PR 1KD
			R		23-0725			Ø 260,0 Th 12,0-10,0	Cod. ID PR 1KF
1.4 TSi Eng.CAVD (118kW)	08-		F		22-0548-0		Ate	Th 20,0	
			R		22-0100-1		Gir	Th 17,0	
	08-		F		23-0733			Ø 280,0 Th 22,0-19,0	Vent., Cod. ID PR 1ZF
			F		23-0734			Ø 288,0 Th 25,0-22,0	Vent., Cod. ID PR 1ZE
			F		23-0840			Ø 312,0 Th 25,0-22,0	Vent., Cod. ID PR 1LY/1LL/1ZD/1LV/1ZB/1ZA
			R		23-0724			Ø 255,0 Th 10,0-8,0	Cod. ID PR 1KD
08-		R		23-0725			Ø 260,0 Th 12,0-10,0	Cod. ID PR 1KF	
R			23-0852			Ø 286,0 Th 12,0-10,0	Cod. ID PR 1KZ/1KY		
1.4 TSi Eng.CAXA (90kW)	08-		F		22-0548-0		Ate	Th 20,0	
			R		22-0100-1		Gir	Th 17,0	
	08-		F		23-0733			Ø 280,0 Th 22,0-19,0	Vent., Cod. ID PR 1ZF
			F		23-0734			Ø 288,0 Th 25,0-22,0	Vent., Cod. ID PR 1ZE
			F		23-0840			Ø 312,0 Th 25,0-22,0	Vent., Cod. ID PR 1LY/1LL/1ZD/1LV/1ZB/1ZA
			R		23-0724			Ø 255,0 Th 10,0-8,0	Cod. ID PR 1KD
08-		R		23-0725			Ø 260,0 Th 12,0-10,0	Cod. ID PR 1KF	
R			23-0852			Ø 286,0 Th 12,0-10,0	Cod. ID PR 1KZ/1KY		
1.6 Eng.CCSA/ CHGA (75kW)	08-		F		22-0211-2		Ate	Th 19,5	
			R		22-0100-1		Gir	Th 17,0	
	08-		F		23-0733			Ø 280,0 Th 22,0-19,0	Vent., Cod. ID PR 1ZF
			F		23-0734			Ø 288,0 Th 25,0-22,0	Vent., Cod. ID PR 1ZE
			F		23-0840			Ø 312,0 Th 25,0-22,0	Vent., Cod. ID PR 1LY/1LL/1ZD/1LV/1ZB/1ZA
			R		23-0724			Ø 255,0 Th 10,0-8,0	Cod. ID PR 1KD
			R		23-0725			Ø 260,0 Th 12,0-10,0	Cod. ID PR 1KF
			R		23-0852			Ø 286,0 Th 12,0-10,0	Cod. ID PR 1KZ/1KY
1.6 TDI Eng.CAYC (77kW)	09-		F		22-0211-2		Ate	Th 19,5	
			R		22-0100-1		Gir	Th 17,0	
09-		F		23-0733			Ø 280,0 Th 22,0-19,0	Vent., Cod. ID PR 1ZF	
		F		23-0734			Ø 288,0 Th 25,0-22,0	Vent., Cod. ID PR 1ZE	
		F		23-0840			Ø 312,0 Th 25,0-22,0	Vent., Cod. ID PR 1LY/1LL/1ZD/1LV/1ZB/1ZA	
		R		23-0724			Ø 255,0 Th 10,0-8,0	Cod. ID PR 1KD	
		R		23-0725			Ø 260,0 Th 12,0-10,0	Cod. ID PR 1KF	
		R		23-0852			Ø 286,0 Th 12,0-10,0	Cod. ID PR 1KZ/1KY	
2.0 TDi Eng.CBBB (125kW)	09-		F		22-0548-0		Ate	Th 20,0	
			R		22-0553-0		Gir	Th 17,0	
	09-		F		23-0733			Ø 280,0 Th 22,0-19,0	Vent., Cod. ID PR 1ZF
			F		23-0734			Ø 288,0 Th 25,0-22,0	Vent., Cod. ID PR 1ZE
			F		23-0840			Ø 312,0 Th 25,0-22,0	Vent., Cod. ID PR 1LY/1LL/1ZD/1LV/1ZB/1ZA
			R		23-0724			Ø 255,0 Th 10,0-8,0	Cod. ID PR 1KD

























		Spare Parts	F/R	L/R	METELLI ref.	METELLI ref. w/KIT		DIMENSIONS mm.	NOTE	
2.0 TDi Eng.CBBB (125kW)	09-		R		23-0725			Ø 260,0 Th 12,0-10,0	Cod. ID PR 1KF	
			R		23-0852			Ø 286,0 Th 12,0-10,0	Cod. ID PR 1KZ/1KY	
2.0 TDi Eng.CBDC (81kW)	08-		F		22-0211-2		Ate	Th 19,5		
			R		22-0100-1		Gir	Th 17,0		
			F		23-0733				Ø 280,0 Th 22,0-19,0	Vent., Cod. ID PR 1ZF
			F		23-0734				Ø 288,0 Th 25,0-22,0	Vent., Cod. ID PR 1ZE
			F		23-0840				Ø 312,0 Th 25,0-22,0	Vent., Cod. ID PR 1LY/1LL/1ZD/1LV/1ZB/1ZA
			R		23-0724				Ø 255,0 Th 10,0-8,0	Cod. ID PR 1KD
			R		23-0725				Ø 260,0 Th 12,0-10,0	Cod. ID PR 1KF
			R		23-0852				Ø 286,0 Th 12,0-10,0	Cod. ID PR 1KZ/1KY
2.0 TDi Eng.CFFA/ CBAA (100kW)	08-		F		22-0548-0		Ate	Th 20,0		
			R		22-0100-1		Gir	Th 17,0		
			F		23-0733				Ø 280,0 Th 22,0-19,0	Vent., Cod. ID PR 1ZF
			F		23-0734				Ø 288,0 Th 25,0-22,0	Vent., Cod. ID PR 1ZE
			F		23-0840				Ø 312,0 Th 25,0-22,0	Vent., Cod. ID PR 1LY/1LL/1ZD/1LV/1ZB/1ZA
			R		23-0724				Ø 255,0 Th 10,0-8,0	Cod. ID PR 1KD
			R		23-0725				Ø 260,0 Th 12,0-10,0	Cod. ID PR 1KF
			R		23-0852				Ø 286,0 Th 12,0-10,0	Cod. ID PR 1KZ/1KY
2.0 TDi , 4motion Eng.CBAB/ CFFB (103kW)	08-		F		22-0548-0		Ate	Th 20,0		
			R		22-0100-1		Gir	Th 17,0		
			R		22-0553-0		Gir	Th 17,0	4motion	
			F		23-0733				Ø 280,0 Th 22,0-19,0	Vent., Cod. ID PR 1ZF
			F		23-0734				Ø 288,0 Th 25,0-22,0	Vent., Cod. ID PR 1ZE
			F		23-0840				Ø 312,0 Th 25,0-22,0	Vent., Cod. ID PR 1LY/1LL/1ZD/1LV/1ZB/1ZA
			R		23-0724				Ø 255,0 Th 10,0-8,0	Cod. ID PR 1KD
			R		23-0725				Ø 260,0 Th 12,0-10,0	Cod. ID PR 1KF
R		23-0852				Ø 286,0 Th 12,0-10,0	Cod. ID PR 1KZ/1KY			
2.0 TSi Eng.CCZB (155kW)	09-		F		22-0548-0		Ate	Th 20,0		
			R		22-0553-0		Gir	Th 17,0		
			F		23-0733				Ø 280,0 Th 22,0-19,0	Vent., Cod. ID PR 1ZF
			F		23-0734				Ø 288,0 Th 25,0-22,0	Vent., Cod. ID PR 1ZE
			F		23-0840				Ø 312,0 Th 25,0-22,0	Vent., Cod. ID PR 1LY/1LL/1ZD/1LV/1ZB/1ZA
			R		23-0724				Ø 255,0 Th 10,0-8,0	Cod. ID PR 1KD
			R		23-0725				Ø 260,0 Th 12,0-10,0	Cod. ID PR 1KF
			R		23-0852				Ø 286,0 Th 12,0-10,0	Cod. ID PR 1KZ/1KY
<b>Golf VI Plus (5M1) 1/09-</b>										
1.4 TSi Eng.CAXA (90kW)	09-		F		22-0548-0		Ate	Th 20,0		
			R		22-0100-1		Gir	Th 17,0		
			F		23-0733				Ø 280,0 Th 22,0-19,0	Vent., Cod. ID PR 1ZF
			F		23-0734				Ø 288,0 Th 25,0-22,0	Vent., Cod. ID PR 1ZE
			F		23-0840				Ø 312,0 Th 25,0-22,0	Vent., Cod. ID PR 1LY/1LL/1ZD/1LV/1ZB/1ZA
			R		23-0724				Ø 255,0 Th 10,0-8,0	Cod. ID PR 1KD
R		23-0725				Ø 260,0 Th 12,0-10,0				
1.6 (75kW)	09-		F		22-0548-0		Ate	Th 20,0		
			R		22-0100-1		Gir	Th 17,0		
			F		23-0733				Ø 280,0 Th 22,0-19,0	Vent., Cod. ID PR 1ZF
			F		23-0734				Ø 288,0 Th 25,0-22,0	Vent., Cod. ID PR 1ZE
			F		23-0840				Ø 312,0 Th 25,0-22,0	Vent., Cod. ID PR 1LY/1LL/1ZD/1LV/1ZB/1ZA
			R		23-0724				Ø 255,0 Th 10,0-8,0	Cod. ID PR 1KD
R		23-0725				Ø 260,0 Th 12,0-10,0				
1.6 TDi Eng.CAYC/ CBAA (77kW)	09-		F		22-0211-2		Ate	Th 19,5		
			R		22-0100-1		Gir	Th 17,0		
			F		23-0733				Ø 280,0 Th 22,0-19,0	Vent., Cod. ID PR 1ZF
			F		23-0734				Ø 288,0 Th 25,0-22,0	Vent., Cod. ID PR 1ZE
			F		23-0840				Ø 312,0 Th 25,0-22,0	Vent., Cod. ID PR 1LY/1LL/1ZD/1LV/1ZB/1ZA
			R		23-0724				Ø 255,0 Th 10,0-8,0	Cod. ID PR 1KD
R		23-0725				Ø 260,0 Th 12,0-10,0	Cod. ID PR 1KF			
R		23-0852				Ø 286,0 Th 12,0-10,0	Cod. ID PR 1KZ/1KY			
2.0 TDi Eng.CBDC (81kW)	09-		F		22-0548-0		Ate	Th 20,0		
			R		22-0100-1		Gir	Th 17,0		
			F		23-0733				Ø 280,0 Th 22,0-19,0	Vent., Cod. ID PR 1ZF
			F		23-0734				Ø 288,0 Th 25,0-22,0	Vent., Cod. ID PR 1ZE
			F		23-0840				Ø 312,0 Th 25,0-22,0	Vent., Cod. ID PR 1LY/1LL/1ZD/1LV/1ZB/1ZA
			R		23-0724				Ø 255,0 Th 10,0-8,0	Cod. ID PR 1KD
R		23-0725				Ø 260,0 Th 12,0-10,0				
2.0 TDi, 4motion (103kW)	09-		F		22-0548-0		Ate	Th 20,0		
			R		22-0100-1		Gir	Th 17,0		







































































		Spare Parts	F/R	L/R	METELLI ref.	METELLI ref. w/KIT		DIMENSIONS mm.	NOTE
2.0 TDi, 4motion (103kW)	09-		R		22-0553-0		Gir	Th 17,0	4motion
	09-		F		23-0733			Ø 280,0 Th 22,0-19,0	Vent., Cod. ID PR 1ZF
	09-		F		23-0734			Ø 288,0 Th 25,0-22,0	Vent., Cod. ID PR 1ZE
	09-		F		23-0840			Ø 312,0 Th 25,0-22,0	Vent., Cod. ID PR 1LY/1LL/1ZD/1LV/1ZB/1ZA
	09-		R		23-0724			Ø 255,0 Th 10,0-8,0	Cod. ID PR 1KD
	09-		R		23-0725			Ø 260,0 Th 12,0-10,0	
<b>Ittis (183) 3/79-12/88</b>									
1.6 TD Eng.1C (51kW)	8/87-12/88		R		53-0459		Vag	230,0x40	Hand Brake
1.7 Eng.WL/ YX (55kW)	3/79-12/88		R		53-0459		Vag	230,0x40	Hand Brake
<b>Jetta I (17) 8/79-12/83</b>									
1.1 Eng.FA/ GG (37kW)	8/79-12/83		F		22-0010-0		Ate	Th 15,0	
	79-83		F		23-0054			Ø 239,0 Th 10,0-8,0	
	79-83		R		18-0191	18-0191K		Ø 180,0	
	79-83		R		51-0028		Bdx	Ø 14,30 180,0x30	VAG
1.3 Eng.GF (44kW)	8/79-12/83		F		22-0010-0		Ate	Th 15,0	
	79-83		F		23-0054			Ø 239,0 Th 10,0-8,0	
	79-83		R		18-0191	18-0191K		Ø 180,0	
	79-83		R		51-0028		Bdx	Ø 14,30 180,0x30	VAG
1.3 Eng.GS (43kW)	8/82-		F		22-0010-0		Ate	Th 15,0	
1.5 Eng.JB (51kW)	8/79-12/83		F		22-0010-1		Ate	Th 18,5	
	8/79-12/83		F		22-0045-1	22-0045-1K	K.H.	Th 19,5	
	79-83		F		23-0053			Ø 239,0 Th 12,0-10,0	
	79-83		R		18-0191	18-0191K		Ø 180,0	
	79-83		R		51-0028		Bdx	Ø 14,30 180,0x30	VAG
1.5 D Eng.CK (37kW)	8/79-7/80		F		22-0010-0		Ate	Th 15,0	
1.6 Eng.EG (81kW)	8/79-7/82		F		22-0045-0	22-0045-0K	K.H.	Th 15,0	
	79-82		F		23-0170			Ø 239,0 Th 20,0-18,0	Vent.
	79-82		R		18-0191	18-0191K		Ø 180,0	
	79-82		R		51-0031		Bdx	Ø 17,46 180,0x30	VAG
1.6 Eng.FR (63kW)	8/80-12/83		F		22-0010-1		Ate	Th 18,5	
	8/80-12/83		F		22-0045-1	22-0045-1K	K.H.	Th 19,5	
	80-83		F		23-0053			Ø 239,0 Th 12,0-10,0	
	80-83		R		18-0191	18-0191K		Ø 180,0	
80-83		R		51-0028		Bdx	Ø 14,30 180,0x30	VAG	
1.6 D Eng.CR/ JK (40kW)	8/80-12/83		F		22-0010-0		Ate	Th 15,0	
	80-83		F		23-0054			Ø 239,0 Th 10,0-8,0	
	80-83		R		18-0191	18-0191K		Ø 180,0	
	80-83		R		51-0028		Bdx	Ø 14,30 180,0x30	VAG
1.6 TD Eng.CY (51kW)	3/82-12/83		F		22-0045-1	22-0045-1K	K.H.	Th 19,5	
	82-83		F		23-0053			Ø 239,0 Th 12,0-10,0	
	82-83		R		18-0191	18-0191K		Ø 180,0	
	82-83		R		51-0028		Bdx	Ø 14,30 180,0x30	VAG, Exc. GLi
	82-83		R		51-0031		Bdx	Ø 17,46 180,0x30	VAG, GLi
1.8 Eng.DX (82kW)	8/82-12/83		F		22-0045-0	22-0045-0K	K.H.	Th 15,0	
	82-83		F		23-0170			Ø 239,0 Th 20,0-18,0	Vent.
	82-83		R		18-0191	18-0191K		Ø 180,0	
	82-83		R		51-0028		Bdx	Ø 14,30 180,0x30	VAG, M/T
82-83		R		51-0031		Bdx	Ø 17,46 180,0x30	VAG, A/T	
<b>Jetta II (19E, 1G2) 1/84-12/91</b>									
1.0 Eng.HZ (33-37kW)	8/84-10/91		F		22-0047-0	22-0047-0K	K.H.	Th 17,5	-ABS
	8/84-10/91		F		22-0045-1	22-0045-1K	K.H.	Th 19,5	+ABS
	84-91		R		18-0191	18-0191K		Ø 180,0	
1.3 Eng.GT (44kW)	1/84-10/86		F		22-0047-0	22-0047-0K	K.H.	Th 17,5	-ABS
	1/84-10/86		F		22-0045-1	22-0045-1K	K.H.	Th 19,5	+ABS
	84-86		F		23-0054			Ø 239,0 Th 10,0-8,0	
	84-86		R		18-0191	18-0191K		Ø 180,0	
84-86		R		51-0028		Bdx	Ø 14,30 180,0x30	VAG	
1.3, Kat Eng.2G/ HK/ MH/ NZ (40kW)	1/84-12/91		F		22-0047-0	22-0047-0K	K.H.	Th 17,5	-ABS
	1/84-12/91		F		22-0045-1	22-0045-1K	K.H.	Th 19,5	+ABS
	84-91		F		23-0054			Ø 239,0 Th 10,0-8,0	
	84-91		R		18-0191	18-0191K		Ø 180,0	
	84-91		R		51-0028		Bdx	Ø 14,30 180,0x30	VAG
1.6 Eng.EZ/ HM (55kW)	1/84-8/91		F		22-0045-1	22-0045-1K	K.H.	Th 19,5	
	84-91		F		23-0053			Ø 239,0 Th 12,0-10,0	
	84-91		R		18-0191	18-0191K		Ø 180,0	
	84-91		R		51-0028		Bdx	Ø 14,30 180,0x30	VAG














		Spare Parts	F/R	L/R	METELLI ref.	METELLI ref. w/KIT		DIMENSIONS mm.	NOTE
1.6 Eng.PN (51kW)	10/86-10/91		F		22-0045-1	22-0045-1K	K.H.	Th 19,5	
	86-91		F		23-0053			Ø 239,0 Th 12,0-10,0	
	86-91		R		18-0191	18-0191K		Ø 180,0	
	86-91		R		51-0028		Bdx	Ø 14,30 180,0x30	VAG
1.6 Eng.RF(KAT) (53kW)	3/86-10/91		F		22-0045-1	22-0045-1K	K.H.	Th 19,5	
	86-91		F		23-0053			Ø 239,0 Th 12,0-10,0	
	86-91		R		18-0191	18-0191K		Ø 180,0	
	86-91		R		51-0028		Bdx	Ø 14,30 180,0x30	VAG
1.6 D Eng.JP/ ME (40kW)	1/84-10/91		F		22-0047-0	22-0047-0K	K.H.	Th 17,5	
	84-91		F		23-0054			Ø 239,0 Th 10,0-8,0	
	84-91		R		18-0191	18-0191K		Ø 180,0	
	84-91		R		51-0028		Bdx	Ø 14,30 180,0x30	VAG
1.6 TD Eng.1V (44kW)	1/90-10/91		F		22-0045-1	22-0045-1K	K.H.	Th 19,5	
	90-91		F		23-0053			Ø 239,0 Th 12,0-10,0	
1.6 TD Eng.JR/ MF (51kW)	1/84-10/91		F		22-0045-1	22-0045-1K	K.H.	Th 19,5	
	84-91		F		23-0053			Ø 239,0 Th 12,0-10,0	
	84-91		R		18-0191	18-0191K		Ø 180,0	
	84-91		R		51-0031		Bdx	Ø 17,46 180,0x30	VAG, CLi
1.6 TD Eng.RA/ SB (59kW)	4/89-10/91		F		22-0045-1	22-0045-1K	K.H.	Th 19,5	
	89-91		F		23-0053			Ø 239,0 Th 12,0-10,0	
1.8 Eng.RH (62kW)	8/86-1/90		F		22-0045-1	22-0045-1K	K.H.	Th 19,5	+/-ABS
	86-90		F		23-0053			Ø 239,0 Th 12,0-10,0	
	8/86-1/90		R		53-0462		Vag	200,0x40	Hand Brake
	86-90		R		18-0191	18-0191K		Ø 180,0	
	86-90		R		51-0028		Bdx	Ø 14,30 180,0x30	VAG
1.8 16v Eng.KR (102kW)	-88		F		22-0045-0	22-0045-1K	K.H.	Th 15,0	+ABS
	88-		F		22-0050-0		Gir	Th 16,0	
	6/87-12/89		R		22-0100-0		Gir	Th 15,0	
	87-89		F		23-0170			Ø 239,0 Th 20,0-18,0	Vent.
	87-89		R		23-0117			Ø 226,0 Th 10,0-8,0	
1.8 16v GTi Eng.PL (95kW)	-88		F		22-0045-0	22-0045-1K	K.H.	Th 15,0	+ABS
	88-		F		22-0050-0		Gir	Th 16,0	
	8/86-10/91		R		22-0100-0		Gir	Th 15,0	
	86-88		F		23-0170			Ø 239,0 Th 20,0-18,0	Vent.
	88-91		F		23-0230			Ø 256,0 Th 20,0-18,0	Vent.
	86-7/88		R		23-0117			Ø 226,0 Th 10,0-8,0	
1.8 GT, Syncro, Kat Eng.HV/ GU/ GX (66kW)	8/86-10/91		R		53-0465		Vag	180,0x31	Hand Brake
	8/84-10/91		F		22-0045-1	22-0045-1K	K.H.	Th 19,5	
	8/84-10/91		R		53-0465		Vag	180,0x31	Hand Brake
	8/84-10/91		R		53-0008		Vag	230,0x40	Hand Brake
	84-91		R		18-0191	18-0191K		Ø 180,0	
1.8 GTi Eng.EV/ GZ/ PB (82kW)	84-91		R		18-0214			Ø 230,0	Syncro, 4WD
	1/84-10/91		F		22-0045-1	22-0045-1K	K.H.	Th 19,5	+/-ABS
	84-91		F		23-0170			Ø 239,0 Th 20,0-18,0	Vent.
	84-91		R		23-0117			Ø 226,0 Th 10,0-8,0	
	1/84-10/91		R		53-0465		Vag	180,0x31	Hand Brake
	1/84-10/91		R		53-0008		Vag	230,0x40	Hand Brake
1.8 GTi, Kat Eng.PF/ RD (79kW)	84-91		R		18-0191	18-0191K		Ø 180,0	
	8/85-10/87		F		22-0045-1	22-0045-1K	K.H.	Th 19,5	+/-ABS
	85-87		F		23-0170			Ø 239,0 Th 20,0-18,0	Vent.
	85-87		R		23-0117			Ø 226,0 Th 10,0-8,0	
	8/85-10/87		R		53-0008		Vag	230,0x40	Hand Brake
1.8 Syncro Eng.1P (72kW)	85-87		R		18-0191	18-0191K		Ø 180,0	
	8/88-7/91		F		22-0045-0	22-0045-1K	K.H.	Th 15,0	+/-ABS
	8/88-7/91		R		53-0465		Vag	180,0x31	Hand Brake
	8/88-7/91		R		53-0462		Vag	200,0x40	Hand Brake
	8/88-7/91		R		53-0008		Vag	230,0x40	Hand Brake
1.8, Syncro Eng.RP (66kW)	88-91		R		18-0214			Ø 230,0	4WD
	1/87-12/91		F		22-0045-0	22-0045-1K	K.H.	Th 15,0	+/-ABS
	1/87-12/91		R		53-0465		Vag	180,0x31	Hand Brake
	1/87-12/91		R		53-0008		Vag	230,0x40	Hand Brake
	84-91		R		18-0191	18-0191K		Ø 180,0	
1.8, Syncro Eng.RP (66kW)	84-91		R		18-0214			Ø 230,0	Syncro, 4WD
<b>Jetta III (1KM) 8/05-</b>									
1.4 16v TSi Eng.BMY (103kW)	8/06-		F		22-0548-0		Ate	Th 20,0	
	8/06-		R		22-0553-0		Gir	Th 17,0	
	06-		F		23-0733			Ø 280,0 Th 22,0-19,0	Vent., Cod. ID PR 1ZM







































		Spare Parts	F/R	L/R	METELLI ref.	METELLI ref. w/KIT		DIMENSIONS mm.	NOTE
1.4 16v TSi Eng.BMY (103kW)		06-	F		23-0734			Ø 288,0 Th 25,0-22,0	Vent., Cod. ID PR 1ZE/1ZP
		06-	F		23-0840			Ø 312,0 Th 25,0-22,0	Vent., Cod. ID PR 1LJ/1ZD
		06-	R		23-0725			Ø 260,0 Th 12,0-10,0	Cod. ID PR 1KE/1KF
		06-	R		23-0852			Ø 286,0 Th 12,0-10,0	Cod. ID PR 1KJ
1.4 TSi Eng.BLG (125kW)		06-	F		22-0548-0		Ate	Th 20,0	
		06-	R		22-0553-0		Gir	Th 17,0	
		06-	F		23-0733			Ø 280,0 Th 22,0-19,0	Vent., Cod. ID PR 1ZM
		06-	F		23-0734			Ø 288,0 Th 25,0-22,0	Vent., Cod. ID PR 1ZE/1ZP
		06-	F		23-0840			Ø 312,0 Th 25,0-22,0	Vent., Cod. ID PR 1LJ/1ZD
		06-	R		23-0725			Ø 260,0 Th 12,0-10,0	Cod. ID PR 1KE/1KF
		06-	R		23-0852			Ø 286,0 Th 12,0-10,0	Cod. ID PR 1KJ
1.4 TSi Eng.CAVD (118kW)		08-	F		22-0548-0		Ate	Th 20,0	
		08-	R		22-0553-0		Gir	Th 17,0	
		08-	F		23-0733			Ø 280,0 Th 22,0-19,0	Vent., Cod. ID PR 1ZM
		08-	F		23-0734			Ø 288,0 Th 25,0-22,0	Vent., Cod. ID PR 1ZE/1ZP
		08-	F		23-0840			Ø 312,0 Th 25,0-22,0	Vent., Cod. ID PR 1LJ/1ZD
		08-	R		23-0725			Ø 260,0 Th 12,0-10,0	Cod. ID PR 1KE/1KF
08-	R		23-0852			Ø 286,0 Th 12,0-10,0	Cod. ID PR 1KJ		
1.4 TSi Eng.CAXA (90kW)		07-	F		22-0548-0		Ate	Th 20,0	
		07-	R		22-0553-0		Gir	Th 17,0	
		07-	F		23-0733			Ø 280,0 Th 22,0-19,0	Vent., Cod. ID PR 1ZM
		07-	F		23-0734			Ø 288,0 Th 25,0-22,0	Vent., Cod. ID PR 1ZE/1ZP
		07-	F		23-0840			Ø 312,0 Th 25,0-22,0	Vent., Cod. ID PR 1LJ/1ZD
		07-	R		23-0725			Ø 260,0 Th 12,0-10,0	Cod. ID PR 1KE/1KF
		07-	R		23-0852			Ø 286,0 Th 12,0-10,0	Cod. ID PR 1KJ
1.6 Eng.BSE/ BSF (75kW)		10/05-	F		22-0211-2		Ate	Th 19,5	
		10/05-	R		22-0553-0		Gir	Th 17,0	
		05-	F		23-0733			Ø 280,0 Th 22,0-19,0	Vent., Cod. ID PR 1ZM
		05-	F		23-0734			Ø 288,0 Th 25,0-22,0	Vent., Cod. ID PR 1ZE/1ZP
		05-	F		23-0840			Ø 312,0 Th 25,0-22,0	Vent., Cod. ID PR 1LJ/1ZD
		05-	R		23-0725			Ø 260,0 Th 12,0-10,0	Cod. ID PR 1KE/1KF
05-	R		23-0852			Ø 286,0 Th 12,0-10,0	Cod. ID PR 1KJ		
1.6 FSI Eng.BAG/ BLF (85kW)		9/05-	F		22-0211-2		Ate	Th 19,5	Disc 280x22 mm
		9/05-	F		22-0548-0		Ate	Th 20,0	Disc 288x25 mm
		9/05-	R		22-0553-0		Gir	Th 17,0	
		05-	F		23-0733			Ø 280,0 Th 22,0-19,0	Vent., Cod. ID PR 1ZM
		05-	F		23-0734			Ø 288,0 Th 25,0-22,0	Vent., Cod. ID PR 1ZE/1ZP
		05-	F		23-0840			Ø 312,0 Th 25,0-22,0	Vent., Cod. ID PR 1LJ/1ZD
		05-	R		23-0725			Ø 260,0 Th 12,0-10,0	Cod. ID PR 1KE/1KF
		05-	R		23-0852			Ø 286,0 Th 12,0-10,0	Cod. ID PR 1KJ
1.9 TDi Eng.BKC/ BLS (77kW)		9/05-	F		22-0211-2		Ate	Th 19,5	Disc 280x22 mm
		9/05-	F		22-0548-0		Ate	Th 20,0	Disc 288x25 mm
		9/05-	R		22-0553-0		Gir	Th 17,0	
		05-	F		23-0733			Ø 280,0 Th 22,0-19,0	Vent., Cod. ID PR 1ZM
		05-	F		23-0734			Ø 288,0 Th 25,0-22,0	Vent., Cod. ID PR 1ZE/1ZP
		05-	F		23-0840			Ø 312,0 Th 25,0-22,0	Vent., Cod. ID PR 1LJ/1ZD
		05-	R		23-0725			Ø 260,0 Th 12,0-10,0	Cod. ID PR 1KE/1KF
05-	R		23-0852			Ø 286,0 Th 12,0-10,0	Cod. ID PR 1KJ		
2.0 FSI Eng.BLR/ BLY (110kW)		8/05-	F		22-0548-0		Ate	Th 20,0	
		8/05-	R		22-0553-0		Gir	Th 17,0	
		05-	F		23-0733			Ø 280,0 Th 22,0-19,0	Vent., Cod. ID PR 1ZM
		05-	F		23-0734			Ø 288,0 Th 25,0-22,0	Vent., Cod. ID PR 1ZE/1ZP
		05-	F		23-0840			Ø 312,0 Th 25,0-22,0	Vent., Cod. ID PR 1LJ/1ZD
		05-	R		23-0725			Ø 260,0 Th 12,0-10,0	Cod. ID PR 1KE/1KF
05-	R		23-0852			Ø 286,0 Th 12,0-10,0	Cod. ID PR 1KJ		
2.0 TDi Eng.AZV (100kW)		9/05-	F		22-0548-0		Ate	Th 20,0	
		9/05-	R		22-0553-0		Gir	Th 17,0	
		05-	F		23-0733			Ø 280,0 Th 22,0-19,0	Vent., Cod. ID PR 1ZM
		05-	F		23-0734			Ø 288,0 Th 25,0-22,0	Vent., Cod. ID PR 1ZE/1ZP
		05-	F		23-0840			Ø 312,0 Th 25,0-22,0	Vent., Cod. ID PR 1LJ/1ZD
		05-	R		23-0725			Ø 260,0 Th 12,0-10,0	Cod. ID PR 1KE/1KF
05-	R		23-0852			Ø 286,0 Th 12,0-10,0	Cod. ID PR 1KJ		
2.0 TDi Eng.BKD/ BMM (103kW)		8/05-	F		22-0548-0		Ate	Th 20,0	
		8/05-	R		22-0553-0		Gir	Th 17,0	
		05-	F		23-0733			Ø 280,0 Th 22,0-19,0	Vent., Cod. ID PR 1ZM
		05-	F		23-0734			Ø 288,0 Th 25,0-22,0	Vent., Cod. ID PR 1ZE/1ZP
		05-	F		23-0840			Ø 312,0 Th 25,0-22,0	Vent., Cod. ID PR 1LJ/1ZD






























































		Spare Parts	F/R	L/R	METELLI ref.	METELLI ref. w/KIT		DIMENSIONS mm.	NOTE
2.0 TDi Eng.BKD/ BMM (103kW)	05-05-		R		23-0725			Ø 260,0 Th 12,0-10,0	Cod. ID PR 1KE/1KF
			R		23-0852			Ø 286,0 Th 12,0-10,0	Cod. ID PR 1KJ
2.0 TDi Eng.BMN (125kW)	10/06-		F		22-0548-0		Ate	Th 20,0	
	R			22-0553-0		Gir	Th 17,0		
	10/06-		F		23-0733			Ø 280,0 Th 22,0-19,0	Vent., Cod. ID PR 1ZM
	06-		F		23-0734			Ø 288,0 Th 25,0-22,0	Vent., Cod. ID PR 1ZE/1ZP
	06-		F		23-0840			Ø 312,0 Th 25,0-22,0	Vent., Cod. ID PR 1LJ/1ZD
	06-		R		23-0725			Ø 260,0 Th 12,0-10,0	Cod. ID PR 1KE/1KF
	06-		R		23-0852			Ø 286,0 Th 12,0-10,0	Cod. ID PR 1KJ
	06-								
2.0 TFSI Eng.BWA / BPY / CCTA (147kW)	10/05-		F		22-0548-0		Ate	Th 20,0	
	10/05-		R		22-0553-0		Gir	Th 17,0	
	05-		F		23-0733			Ø 280,0 Th 22,0-19,0	Vent., Cod. ID PR 1ZM
	05-		F		23-0734			Ø 288,0 Th 25,0-22,0	Vent., Cod. ID PR 1ZE/1ZP
	05-		F		23-0840			Ø 312,0 Th 25,0-22,0	Vent., Cod. ID PR 1LJ/1ZD
	05-		R		23-0725			Ø 260,0 Th 12,0-10,0	Cod. ID PR 1KE/1KF
	05-		R		23-0852			Ø 286,0 Th 12,0-10,0	Cod. ID PR 1KJ
	05-								
<b>K 70 (48) 8/70-10/74</b>									
1.6 Eng.DA (66kW)	8/70-10/74		F		53-0465		Vag	180,0x31	Hand Brake
	8/70-10/74		F		53-0457		Vag	230,0x40	
	8/70-10/74		R		53-0459		Vag	230,0x40	Hand Brake
1.6 Eng.DB (55kW)	8/70-7/71		F		53-0465		Vag	180,0x31	Hand Brake
	8/70-7/71		R		53-0459		Vag	230,0x40	Hand Brake
1.8 Eng.DC (74kW)	8/73-10/74		F		53-0457		Vag	230,0x40	
	8/73-10/74		R		53-0459		Vag	230,0x40	Hand Brake
<b>Kaefer 4/49-7/03</b>									
1.2 (22kW)	1/54-7/65		F		53-0457		Vag	230,0x40	
	1/67-		F		18-0184			Ø 230,2	
	8/64-66		F		18-0210			Ø 230,0	
	1/67-		R		18-0185			Ø 230,0	
1.2, Cabrio Eng.D (25kW)	1/60-12/85		F		53-0457		Vag	230,0x40	
	70-74		F		53-0460		Vag	248,0x46	
	68-		F/R		53-0459		Vag	230,0x40	Hand Brake
	64-68		R		53-0458		Vag	230,0x30	Hand Brake
	1/67-		F		18-0184			Ø 230,2	
	8/64-66		F		18-0210			Ø 230,0	
	1/67-		R		18-0185			Ø 230,0	
1.3 Eng.E (27kW)	8/65-7/70		F		53-0457		Vag	230,0x40	
	8/65-7/70		F/R		53-0459		Vag	230,0x40	Hand Brake
	65-68		R		53-0458		Vag	230,0x30	Hand Brake
	8/65-7/67		F		18-0210			Ø 230,0	
	8/67-70		F		18-0184			Ø 230,2	
	8/67-70		R		18-0185			Ø 230,0	
1.3, Cabrio Eng.AB/ AR (32kW)	-74		F		53-0460		Vag	248,0x46	
	8/70-3/81		F		53-0457		Vag	230,0x40	
	8/70-3/81		F/R		53-0459		Vag	230,0x40	Hand Brake
	70-81		F		18-0184			Ø 230,2	
	70-81		R		18-0185			Ø 230,0	
1.3, Cabrio, Karmann Eng.113/ AC/ F (29-30kW)	7/64-7/75		F		53-0457		Vag	230,0x40	
	-74		F		53-0460		Vag	248,0x46	
	67-		F/R		53-0459		Vag	230,0x40	Hand Brake
	8/65-7/67		F		18-0210			Ø 230,0	
	8/67-75		F		18-0184			Ø 230,2	
	8/67-75		R		18-0185			Ø 230,0	
1.5, Cabrio Eng.H (32kW)	8/66-11/73		F		53-0457		Vag	230,0x40	
	8/66-11/73		R		53-0459		Vag	230,0x40	Hand Brake
1.6 Cabrio Eng.B (35kW)	7/69-7/70		F		53-0457		Vag	230,0x40	
	-74		F		53-0460		Vag	248,0x46	
1.6, Cabrio Eng.AD/ AJ/ AS (37kW)	1/70-12/79		F		53-0457		Vag	230,0x40	
	-74		F		53-0460		Vag	248,0x46	
	1/70-12/79		R		53-0459		Vag	230,0x40	Hand Brake
1.6, Cabrio Eng.AE/ AH/ AK (35kW)	-74		F		53-0460		Vag	248,0x46	
	8/70-12/79		F		53-0457		Vag	230,0x40	
	8/70-12/79		R		53-0459		Vag	230,0x40	Hand Brake
	8/70-		R		18-0185			Ø 230,0	
1.6, Cabrio Eng.AF (34kW)	8/70-9/92		F		53-0460		Vag	248,0x46	
	8/70-9/92		R		53-0459		Vag	230,0x40	Hand Brake



















































			Spare Parts	F/R	L/R	METELLI ref.	METELLI ref. w/KIT		DIMENSIONS mm.	NOTE
<b>Karmann Ghia (14, 34) 1/60-7/74</b>										
1.3 Coupé Eng.AB (32kW)	70-74		F			18-0210			Ø 230,0	
1.5 Eng.341 (40kW)	61-70		F			18-0210			Ø 230,0	
	61-70		R			18-0185			Ø 230,0	
1.5 Cabrio Eng.113/ F (29-30kW)	64-74		F			18-0210			Ø 230,0	
	64-74		R			18-0185			Ø 230,0	
1.5 Coupé Eng.H (32kW)	66-69		F			18-0210			Ø 230,0	
	66-69		R			18-0185			Ø 230,0	
1.6 Coupé Eng.AD (35kW)	71-74		F			18-0210			Ø 230,0	
	71-74		R			18-0185			Ø 230,0	
1.6 Coupé Eng.AD (37kW)	70-73		F			18-0210			Ø 230,0	
	70-73		R			18-0185			Ø 230,0	
<b>Lupo (6X1, 6E1) 9/98-</b>										
1.0 Eng.AER/ AHT/ ALD/ ALL/ ANV/ AUC (37kW)	9/98-		F			22-0206-0		Ate	Th 17,0	
	98-		F			23-0372			Ø 239,0 Th 18,0-16,0	Vent.
	9/98-		R			53-0465		Vag	180,0x31	Ch -6XX003000, Hand Brake
	9/98-		R			53-0468		Vag	200,0x40	Ch 6XX003001-, Hand Brake
	98-		R			18-0218			Ø 180,0	-ABS
	98-		R			18-0219			Ø 200,0	+ABS
	98-		R			51-0045		Ate	Ø 15,87 180,0x30	-Ch 6XX003000, VAG, -ABS
	98-		R			51-0086		Vag	Ø 15,87 200,0x40	Ch 6XX003001-, VAG, -ABS
	98-		R			51-0084		Vag	Ø 17,46 200,0x40	Ch 6XX003001-, VAG, +ABS
	98-		R			51-0235		Vag	Ø 15,87 200,0x40	VAG, -ABS
1.2 TDi 3L Eng.ANY/ AYZ (45kW)	7/99-		F			22-0345-0		Ate	Th 14,5	
	7/99-		F			23-0526			Ø 239,0 Th 15,0-13,0	Vent.
	7/99-		R			53-0470		Vag	180,0x31	-ABS, Hand Brake
	7/99-		R			53-0468		Vag	200,0x40	+ABS, Hand Brake
	7/99-		R			18-0219			Ø 200,0	+ABS
	99-		R			51-0158			Ø 17,46 200,0x40	VAG, +ABS
1.4 Eng.AKK/ AUD (44kW)	10/00-		F			22-0206-0		Ate	Th 17,0	
	00-		F			23-0372			Ø 239,0 Th 18,0-16,0	Vent.
	10/00-		R			53-0468		Vag	200,0x40	Hand Brake
	00-		R			18-0218			Ø 180,0	-ABS
	00-		R			18-0219			Ø 200,0	+ABS
	00-		R			51-0086		Vag	Ø 15,87 200,0x40	VAG, -ABS
	00-		R			51-0084		Vag	Ø 17,46 200,0x40	Ch 6XX003001-, VAG, +ABS
	00-		R			51-0235		Vag	Ø 15,87 200,0x40	VAG, -ABS
1.4 16v Eng.AFK/ ANM/ AQQ/ AUB (74kW)	8/99-		F			22-0215-1		Gir	Th 16,0	
	8/99-		R			22-0100-1		Gir	Th 17,0	
	99-		F			23-0230			Ø 256,0 Th 20,0-18,0	Vent.
	99-		R			23-0528			Ø 232,0 Th 9,0-7,0	
	8/99-		R			53-0465		Vag	180,0x31	Ch -6XX003000, Hand Brake
	8/99-		R			53-0468		Vag	200,0x40	Ch 6XX003001-, Hand Brake
	99-		R			18-0218			Ø 180,0	-ABS
	99-		R			18-0219			Ø 200,0	+ABS
	99-		R			51-0235		Vag	Ø 15,87 200,0x40	VAG, -ABS
1.4 16v Eng.AHW/ AKQ/ APE/ AUA/ BBY (55kW)	9/98-		F			22-0206-0		Ate	Th 17,0	Disc 239x18 mm
	9/98-		F			22-0215-1		Gir	Th 16,0	Disc 256x20 mm
	9/98-		F			23-0372			Ø 239,0 Th 18,0-16,0	Vent.
	9/98-		R			53-0465		Vag	180,0x31	Ch -6XX003000, Hand Brake
	9/98-		R			53-0468		Vag	200,0x40	Ch 6XX003001-, Hand Brake
	9/98-		R			18-0218			Ø 180,0	-ABS
	9/98-		R			18-0219			Ø 200,0	+ABS
	9/98-		R			51-0045		Ate	Ø 15,87 180,0x30	-Ch 6XX003000, VAG, -ABS
	9/98-		R			51-0086		Vag	Ø 15,87 200,0x40	Ch 6XX003001-, VAG, -ABS
	9/98-		R			51-0084		Vag	Ø 17,46 200,0x40	Ch 6XX003001-, VAG, +ABS
	98-		R			51-0235		Vag	Ø 15,87 200,0x40	VAG, -ABS
1.4 FSI Eng.ARR (77kW)	2/01-		F			22-0215-1		Gir	Th 16,0	
	2/01-		R			22-0100-1		Gir	Th 17,0	
	01-		F			23-0230			Ø 256,0 Th 20,0-18,0	Vent.
	01-		R			23-0528			Ø 232,0 Th 9,0-7,0	
	01-		R			18-0218			Ø 180,0	-ABS
	01-		R			18-0219			Ø 200,0	+ABS
	01-		R			51-0086		Vag	Ø 15,87 200,0x40	VAG, -ABS
1.4 TDi Eng.AMF (55kW)	1/99-		F			22-0206-0		Ate	Th 17,0	Disc 239x18 mm
	1/99-		F			22-0215-1		Gir	Th 16,0	Disc 256x20 mm
	1/99-		F			23-0230			Ø 256,0 Th 20,0-18,0	Vent.

















































		Spare Parts	F/R	L/R	METELLI ref.	METELLI ref. w/KIT		DIMENSIONS mm.	NOTE
1.4 TDi Eng.AMF (55kW)		1/99-	R		23-0528			Ø 232,0 Th 9,0-7,0	
		1/99-	R		53-0465		Vag	180,0x31	Ch -6XX003000, Hand Brake
		1/99-	R		53-0468		Vag	200,0x40	Ch 6XX003001-, Hand Brake
		1/99-	R		18-0218			Ø 180,0	-ABS
		1/99-	R		18-0219			Ø 200,0	+ABS
		1/99-	R		51-0045		Ate	Ø 15,87 180,0x30	-Ch 6XX003000, VAG, -ABS
		1/99-	R		51-0086		Vag	Ø 15,87 200,0x40	Ch 6XX003001-, VAG, -ABS
		99-	R		51-0084		Vag	Ø 17,46 200,0x40	Ch 6XX003001-, VAG, +ABS
1.6 16v GTI Eng.ARC/ AVY (92kW)		9/00-	F		22-0215-1		Gir	Th 16,0	
		9/00-	R		22-0100-1		Gir	Th 17,0	
		9/00-	F		23-0529			Ø 256,0 Th 25,0-23,0	Vent.
		9/00-	R		23-0528			Ø 232,0 Th 9,0-7,0	
1.7 SDi Eng.AKU (44kW)		9/98-	F		22-0206-0		Ate	Th 17,0	
		9/98-	F		23-0372			Ø 239,0 Th 18,0-16,0	Vent.
		9/98-	R		53-0465		Vag	180,0x31	Ch -6XX003000, Hand Brake
		9/98-	R		53-0468		Vag	200,0x40	Ch 6XX003001-, Hand Brake
		9/98-	R		18-0218			Ø 180,0	-ABS
		9/98-	R		18-0219			Ø 200,0	+ABS
		9/98-	R		51-0045		Ate	Ø 15,87 180,0x30	-Ch 6XX003000, VAG, -ABS
		9/98-	R		51-0086		Vag	Ø 15,87 200,0x40	Ch 6XX003001-, VAG, -ABS
		9/98-	R		51-0084		Vag	Ø 17,46 200,0x40	Ch 6XX003001-, VAG, +ABS
		98-	R		51-0235		Vag	Ø 15,87 200,0x40	VAG, -ABS
<b>New Beetle (9C1, 1C1) 1/98-</b>									
1.4 16v, Cabrio Eng.BCA (55kW)		11/01-	F		22-0211-2		Ate	Th 19,5	
		11/01-	R		22-0100-1		Gir	Th 17,0	
		01-	F		23-0904			Ø 279,5 Th 22,0-19,0	Vent., Cod. ID PR 1ZP/1ZM
		01-	F		23-0391			Ø 279,5 Th 22,0-19,0	Vent., Cod. ID PR 1ZP/1ZM, FR
		01-	F		23-0365			Ø 288,0 Th 25,0-23,0	Vent., Cod. ID PR 1ZD/1ZE
		01-	R		23-0366			Ø 232,0 Th 8,8-7,0	
1.6 Eng.AWH (74kW)		10/99-9/00	F		22-0211-2		Ate	Th 19,5	
		10/99-9/00	R		22-0100-1		Gir	Th 17,0	
		99-00	F		23-0904			Ø 279,5 Th 22,0-19,0	Vent., Cod. ID PR 1ZP/1ZM
		99-00	F		23-0391			Ø 279,5 Th 22,0-19,0	Vent., Cod. ID PR 1ZP/1ZM, FR
		99-00	F		23-0365			Ø 288,0 Th 25,0-23,0	Vent., Cod. ID PR 1ZD/1ZE
		99-00	R		23-0366			Ø 232,0 Th 8,8-7,0	
1.6 Eng.BSE/ BSF (75kW)		9/00-	F		22-0211-2		Ate	Th 19,5	
		9/00-	R		22-0100-1		Gir	Th 17,0	
		00-	F		23-0904			Ø 279,5 Th 22,0-19,0	Vent., Cod. ID PR 1ZP/1ZM
		00-	F		23-0391			Ø 279,5 Th 22,0-19,0	Vent., Cod. ID PR 1ZP/1ZM, FR
		00-	F		23-0365			Ø 288,0 Th 25,0-23,0	Vent., Cod. ID PR 1ZD/1ZE
		00-	R		23-0366			Ø 232,0 Th 8,8-7,0	
1.6, Cabrio Eng.AYD (75kW)		9/00-	F		22-0211-2		Ate	Th 19,5	
		9/00-	R		22-0100-1		Gir	Th 17,0	
		00-	F		23-0904			Ø 279,5 Th 22,0-19,0	Vent., Cod. ID PR 1ZP/1ZM
		00-	F		23-0391			Ø 279,5 Th 22,0-19,0	Vent., Cod. ID PR 1ZP/1ZM, FR
		00-	F		23-0365			Ø 288,0 Th 25,0-23,0	Vent., Cod. ID PR 1ZD/1ZE
		00-	R		23-0366			Ø 232,0 Th 8,8-7,0	
1.8 T Eng.BBU (132kW)		11/01-6/05	F		22-0181-4		Ate	Th 20,0	
		11/01-6/05	R		22-0100-1		Gir	Th 17,0	
		01-05	F		23-0904			Ø 279,5 Th 22,0-19,0	Vent., Cod. ID PR 1ZP/1ZM
		01-05	F		23-0391			Ø 279,5 Th 22,0-19,0	Vent., Cod. ID PR 1ZP/1ZM, FR
		01-05	F		23-0365			Ø 288,0 Th 25,0-23,0	Vent., Cod. ID PR 1ZD/1ZE
		01-05	R		23-0366			Ø 232,0 Th 8,8-7,0	Cod. ID PR 1KV/1KS
		01-05	R		23-0695C			Ø 256,0 Th 22,0-20,0	Vent., (Coated), Cod. ID PR 1KY
1.8 T., Cabrio Eng.APH/ AVC/ AWU/ AWW/ BKF (110kW)		-00	F		22-0181-2		Ate	Th 20,0	
		00-	F		22-0181-4		Ate	Th 20,0	
		10/99-	R		22-0100-1		Gir	Th 17,0	
		99-	F		23-0904			Ø 279,5 Th 22,0-19,0	Vent., Cod. ID PR 1ZP/1ZM
		99-	F		23-0391			Ø 279,5 Th 22,0-19,0	Vent., Cod. ID PR 1ZP/1ZM, FR
		99-	F		23-0365			Ø 288,0 Th 25,0-23,0	Vent., Cod. ID PR 1ZD/1ZE
1.9 TDi Eng.ALH (66kW)		99-	F		22-0211-1		Ate	Th 19,5	
		99-	F		22-0211-2		Ate	Th 19,5	
		1/98-2/01	R		22-0100-1		Gir	Th 17,0	
		98-01	F		23-0904			Ø 279,5 Th 22,0-19,0	Vent., Cod. ID PR 1ZP/1ZM
		98-01	F		23-0391			Ø 279,5 Th 22,0-19,0	Vent., Cod. ID PR 1ZP/1ZM, FR



























































		Spare Parts	F/R	L/R	METELLI ref.	METELLI ref. w/KIT		DIMENSIONS mm.	NOTE
1.9 TDi Eng.ALH (66kW)	98-01		F		23-0365			Ø 288,0 Th 25,0-23,0	Vent., Cod. ID PR 1ZD/1ZE
	98-01		R		23-0366			Ø 232,0 Th 8,8-7,0	
1.9 TDi, Cabrio Eng.ATD/ AXR (74kW)	2/01-		F		22-0211-2		Ate	Th 19,5	
	2/01-		R		22-0100-1		Gir	Th 17,0	
	01-		F		23-0904			Ø 279,5 Th 22,0-19,0	Vent., Cod. ID PR 1ZP/1ZM
	01-		F		23-0391			Ø 279,5 Th 22,0-19,0	Vent., Cod. ID PR 1ZP/1ZM, FR
	01-		F		23-0365			Ø 288,0 Th 25,0-23,0	Vent., Cod. ID PR 1ZD/1ZE
	01-		R		23-0366			Ø 232,0 Th 8,8-7,0	
1.9 TDi, Cabrio Eng.BSW (77kW)	05-		F		22-0211-2		Ate	Th 19,5	
	05-		R		22-0100-1		Gir	Th 17,0	
	05-		F		23-0904			Ø 279,5 Th 22,0-19,0	Vent., Cod. ID PR 1ZP/1ZM
	05-		F		23-0391			Ø 279,5 Th 22,0-19,0	Vent., Cod. ID PR 1ZP/1ZM, FR
	05-		F		23-0365			Ø 288,0 Th 25,0-23,0	Vent., Cod. ID PR 1ZD/1ZE
	05-		R		23-0366			Ø 232,0 Th 8,8-7,0	
2.0, Cabrio Eng.AEG/ AQY/ AVH/ AZJ/ BEJ/ BER/ BHP/ CBPA (85kW)	-99		F		22-0211-1		Ate	Th 19,5	
	99-		F		22-0211-2		Ate	Th 19,5	
	1/98-		R		22-0100-1		Gir	Th 17,0	
	98-		F		23-0904			Ø 279,5 Th 22,0-19,0	Vent., Cod. ID PR 1ZP/1ZM
	98-		F		23-0391			Ø 279,5 Th 22,0-19,0	Vent., Cod. ID PR 1ZP/1ZM, FR
	98-		F		23-0365			Ø 288,0 Th 25,0-23,0	Vent., Cod. ID PR 1ZD/1ZE
2.3 V5 Eng.AQN (125kW)	-00		F		22-0181-2		Ate	Th 20,0	
	00-		F		22-0181-4		Ate	Th 20,0	
	10/00-		R		22-0100-1		Gir	Th 17,0	
	00-		F		23-0706C			Ø 312,0 Th 25,0-21,0	Vent., (Coated)
	00-		R		23-0695C			Ø 256,0 Th 22,0-20,0	Vent., (Coated)
	3.2 RSI Eng.AXJ (165kW)	00-		R		22-0100-1		Gir	Th 17,0
00-			F		23-0706C			Ø 312,0 Th 25,0-21,0	Vent., (Coated)
00-			R		23-0695C			Ø 256,0 Th 22,0-20,0	Vent., (Coated)
00-			R		23-0695C			Ø 256,0 Th 22,0-20,0	Vent., (Coated)
<b>Passat I (32, 33), Variant 5/73-7/80</b>									
1.3 Eng.FY (40kW)	5/73-7/80		F		22-0010-0		Ate	Th 15,0	
	5/73-7/80		F		22-0010-1		Ate	Th 18,5	Variant
	73-80		F		23-0054			Ø 239,0 Th 10,0-8,0	
	73-80		F		23-0053			Ø 239,0 Th 12,0-10,0	SW
	5/73-7/80		R		53-0465		Vag	180,0x31	Hand Brake
	73-80		R		18-0191	18-0191K		Ø 180,0	
	78-80		R		51-0028		Bdx	Ø 14,30 180,0x30	VAG
	78-80		R		51-0107		Vag	Ø 17,46 200,0x40	VAG
1.3 Eng.ZA (40kW)	5/73-7/80		F		22-0010-0		Ate	Th 15,0	
	5/73-7/80		F		22-0010-1		Ate	Th 18,5	Variant
	73-80		F		23-0054			Ø 239,0 Th 10,0-8,0	
	73-80		F		23-0053			Ø 239,0 Th 12,0-10,0	SW
	5/73-7/80		R		53-0465		Vag	180,0x31	Hand Brake
	73-80		R		18-0191	18-0191K		Ø 180,0	
	78-80		R		51-0028		Bdx	Ø 14,30 180,0x30	VAG
	78-80		R		51-0107		Vag	Ø 17,46 200,0x40	VAG
1.3 Eng.ZF (44kW)	5/73-1/78		F		22-0010-0		Ate	Th 15,0	
	5/73-1/78		F		22-0010-1		Ate	Th 18,5	Variant
	73-78		F		23-0054			Ø 239,0 Th 10,0-8,0	
	73-78		F		23-0053			Ø 239,0 Th 12,0-10,0	SW
	5/73-1/78		R		53-0465		Vag	180,0x31	Hand Brake
	73-78		R		18-0191	18-0191K		Ø 180,0	
1.5 Eng.YJ/ ZB (55kW)	10/73-8/75		F		22-0010-1		Ate	Th 18,5	
	73-75		F		23-0053			Ø 239,0 Th 12,0-10,0	
	73-75		R		18-0191	18-0191K		Ø 180,0	Incl. Sweden, M/T
	73-75		R		18-0188	18-0188K		Ø 200,0	SW, A/T
1.5 Eng.ZC (63kW)	10/73-12/75		F		22-0010-1		Ate	Th 18,5	
	73-75		F		23-0053			Ø 239,0 Th 12,0-10,0	
	73-75		R		18-0191	18-0191K		Ø 180,0	Incl. Sweden, M/T
	73-75		R		18-0188	18-0188K		Ø 200,0	SW, A/T
1.5 D Eng.CK (37kW)	2/77-7/80		F		22-0010-0		Ate	Th 15,0	
	2/77-7/80		F		22-0010-1		Ate	Th 18,5	Variant
	77-80		F		23-0054			Ø 239,0 Th 10,0-8,0	
	77-80		F		23-0053			Ø 239,0 Th 12,0-10,0	SW
	2/77-7/80		R		53-0462		Vag	200,0x40	Hand Brake
	77-80		R		18-0191	18-0191K		Ø 180,0	M/T






























		Spare Parts	F/R	L/R	METELLI ref.	METELLI ref. w/KIT		DIMENSIONS mm.	NOTE
1.5 D Eng.CK (37kW)	77-80		R		18-0188	18-0188K		Ø 200,0	A/T
	77-80		R		51-0028		Bdx	Ø 14,30 180,0x30	VAG
	77-80		R		51-0107		Vag	Ø 17,46 200,0x40	VAG
1.6 Eng.YP (63kW)	8/75-7/80		F		22-0010-1		Ate	Th 18,5	
	75-80		F		23-0170			Ø 239,0 Th 20,0-18,0	Vent.
	8/75-7/80		R		53-0465		Vag	180,0x31	Hand Brake
	75-80		R		18-0191	18-0191K		Ø 180,0	M/T
	75-80		R		18-0188	18-0188K		Ø 200,0	SW, A/T
	78-80		R		51-0028		Bdx	Ø 14,30 180,0x30	VAG
	78-80		R		51-0107		Vag	Ø 17,46 200,0x40	VAG
1.6 (Exc. SW) Eng.FS (53kW)	8/75-7/80		F		22-0010-1		Ate	Th 18,5	
	75-80		F		23-0053			Ø 239,0 Th 12,0-10,0	
	8/75-7/80		R		53-0465		Vag	180,0x31	Hand Brake
	75-80		R		18-0191	18-0191K		Ø 180,0	M/T
	75-80		R		51-0028		Bdx	Ø 14,30 180,0x30	VAG
1.6 D SW Eng.CR (40kW)	2/79-7/80		F		22-0010-1		Ate	Th 18,5	
	79-80		R		18-0188	18-0188K		Ø 200,0	A/T
	79-80		R		51-0028		Bdx	Ø 14,30 180,0x30	VAG
1.6 i SW Eng.YS (81kW)	79-80		R		51-0107		Vag	Ø 17,46 200,0x40	VAG
	78-80		F		23-0170			Ø 239,0 Th 20,0-18,0	Vent.
	6/78-7/80		R		53-0465		Vag	180,0x31	Hand Brake
	78-80		R		18-0188	18-0188K		Ø 200,0	A/T
1.6 SW Eng.YN (55kW)	78-80		R		51-0028		Bdx	Ø 14,30 180,0x30	VAG
	76-80		F		23-0053			Ø 239,0 Th 12,0-10,0	
	2/76-7/80		R		53-0465		Vag	180,0x31	Hand Brake
	76-80		R		18-0188	18-0188K		Ø 200,0	A/T
	76-80		R		51-0028		Bdx	Ø 14,30 180,0x30	VAG
76-80		R		51-0107		Vag	Ø 17,46 200,0x40	VAG	
<b>Passat II (32B), Variant 8/80-3/88</b>									
1.3 Eng.EP (44kW)	-82		F		22-0010-0		Ate	Th 15,0	Exc. Variant
	82-		F		22-0045-1	22-0045-1K	K.H.	Th 19,5	Incl. Variant 80-
	80-82		F		23-0054			Ø 239,0 Th 10,0-8,0	
	80-86		F		23-0053			Ø 239,0 Th 12,0-10,0	Incl. SW
	8/80-7/86		R		53-0465		Vag	180,0x31	Hand Brake
	8/80-7/86		R		53-0462		Vag	200,0x40	Hand Brake
	8/84-86		R		18-0188	18-0188K		Ø 200,0	
	80-7/84		R		18-0191	18-0191K		Ø 180,0	
	80-84		R		51-0107		Vag	Ø 17,46 200,0x40	VAG
	80-86		R		51-0028		Bdx	Ø 14,30 180,0x30	VAG
	82-86		R		51-0045		Ate	Ø 15,87 180,0x30	VAG
1.3 Eng.EU/ FZ (44kW)	-82		F		22-0010-0		Ate	Th 15,0	Exc. Variant
	82-		F		22-0045-1	22-0045-1K	K.H.	Th 19,5	Incl. Variant 80-
	80-82		F		23-0054			Ø 239,0 Th 10,0-8,0	
	80-86		F		23-0053			Ø 239,0 Th 12,0-10,0	Incl. SW
	8/80-7/86		R		53-0465		Vag	180,0x31	Hand Brake
	8/80-7/86		R		53-0462		Vag	200,0x40	Hand Brake
	8/84-86		R		18-0188	18-0188K		Ø 200,0	
	80-7/84		R		18-0191	18-0191K		Ø 180,0	
	80-84		R		51-0107		Vag	Ø 17,46 200,0x40	VAG
	80-86		R		51-0028		Bdx	Ø 14,30 180,0x30	VAG
	82-86		R		51-0045		Ate	Ø 15,87 180,0x30	VAG
1.3 Eng.FY (40kW)	-82		F		22-0010-0		Ate	Th 15,0	Exc. Variant
	82-		F		22-0045-1	22-0045-1K	K.H.	Th 19,5	Incl. Variant 80-
	80-83		F		23-0054			Ø 239,0 Th 10,0-8,0	
	80-83		F		23-0053			Ø 239,0 Th 12,0-10,0	Incl. SW
	8/80-7/83		R		53-0465		Vag	180,0x31	Hand Brake
	8/80-7/83		R		53-0462		Vag	200,0x40	Hand Brake
	80-83		R		18-0191	18-0191K		Ø 180,0	
	80-83		R		51-0045		Ate	Ø 15,87 180,0x30	VAG
	80-83		R		51-0028		Bdx	Ø 14,30 180,0x30	VAG
	80-83		R		51-0107		Vag	Ø 17,46 200,0x40	VAG
1.6 Eng.DT/ WV/ YN (55kW)	8/80-3/88		F		22-0045-1	22-0045-1K	K.H.	Th 19,5	
	80-88		F		23-0053			Ø 239,0 Th 12,0-10,0	
	8/80-3/88		R		53-0465		Vag	180,0x31	Hand Brake
	8/80-3/88		R		53-0462		Vag	200,0x40	Hand Brake
	80-88		R		18-0188	18-0188K		Ø 200,0	
	80-88		R		51-0045		Ate	Ø 15,87 180,0x30	VAG




		Spare Parts	F/R	L/R	METELLI ref.	METELLI ref. w/KIT		DIMENSIONS mm.	NOTE
1.6 Eng.DT/ WV/ YN (55kW)	80-88		R		51-0028		Bdx	Ø 14,30 180,0x30	VAG
	80-88		R		51-0107		Vag	Ø 17,46 200,0x40	VAG
1.6 Eng.PP (51kW)	8/87-3/88		F		22-0045-1	22-0045-1K	K.H.	Th 19,5	
	87-88		F		23-0053			Ø 239,0 Th 12,0-10,0	
	8/87-3/88		R		53-0465		Vag	180,0x31	Hand Brake
	8/87-3/88		R		53-0462		Vag	200,0x40	Hand Brake
	87-88		R		18-0188	18-0188K		Ø 200,0	
	87-88		R		51-0045		Ate	Ø 15,87 180,0x30	VAG
	87-88		R		51-0028		Bdx	Ø 14,30 180,0x30	VAG
	87-88		R		51-0107		Vag	Ø 17,46 200,0x40	VAG
1.6 Eng.RF/ RL (53kW)	2/86-3/88		F		22-0045-1	22-0045-1K	K.H.	Th 19,5	
	86-88		F		23-0053			Ø 239,0 Th 12,0-10,0	
	2/86-3/88		R		53-0465		Vag	180,0x31	Hand Brake
	2/86-3/88		R		53-0462		Vag	200,0x40	Hand Brake
	86-88		R		18-0188	18-0188K		Ø 200,0	
	86-88		R		51-0045		Ate	Ø 15,87 180,0x30	VAG
	86-88		R		51-0028		Bdx	Ø 14,30 180,0x30	VAG
	86-88		R		51-0107		Vag	Ø 17,46 200,0x40	VAG
1.6 Eng.YP (63kW)	1/81-2/83		F		22-0045-1	22-0045-1K	K.H.	Th 19,5	
	81-83		F		23-0053			Ø 239,0 Th 12,0-10,0	
	1/81-2/83		R		53-0465		Vag	180,0x31	Hand Brake
	1/81-2/83		R		53-0462		Vag	200,0x40	Hand Brake
	81-83		R		18-0188	18-0188K		Ø 200,0	
	81-83		R		51-0045		Ate	Ø 15,87 180,0x30	VAG
	81-83		R		51-0028		Bdx	Ø 14,30 180,0x30	VAG
	81-83		R		51-0107		Vag	Ø 17,46 200,0x40	VAG
1.6 D Eng.CR/ JK (40kW)	-82		F		22-0010-0		Ate	Th 15,0	Exc. Variant
	82-		F		22-0045-1	22-0045-1K	K.H.	Th 19,5	Incl. Variant 80-
	80-88		F		23-0053			Ø 239,0 Th 12,0-10,0	
	8/80-3/88		R		53-0465		Vag	180,0x31	Hand Brake
	8/80-3/88		R		53-0462		Vag	200,0x40	Hand Brake
	8/80-7/81		R		18-0191	18-0191K		Ø 180,0	
	8/83-3/88		R		18-0188	18-0188K		Ø 200,0	
	80-84		R		51-0107		Vag	Ø 17,46 200,0x40	VAG
	80-88		R		51-0028		Bdx	Ø 14,30 180,0x30	VAG
	82-88		R		51-0045		Ate	Ø 15,87 180,0x30	VAG
1.6 TD Eng.CY (51kW)	82-		F		22-0045-1	22-0045-1K	K.H.	Th 19,5	
	82-88		F		23-0053			Ø 239,0 Th 12,0-10,0	
	4/82-3/88		R		53-0465		Vag	180,0x31	Hand Brake
	4/82-3/88		R		53-0462		Vag	200,0x40	Hand Brake
	82-3/88		R		18-0188	18-0188K		Ø 200,0	
	82-84		R		51-0107		Vag	Ø 17,46 200,0x40	VAG
1.6 TD (Exc. SW) Eng.RA (59kW)	5/86-3/88		F		22-0045-1	22-0045-1K	K.H.	Th 19,5	
	86-88		F		23-0053			Ø 239,0 Th 12,0-10,0	
	5/86-3/88		R		53-0465		Vag	180,0x31	Hand Brake
	5/86-3/88		R		53-0462		Vag	200,0x40	Hand Brake
	86-88		R		18-0188	18-0188K		Ø 200,0	
	86-88		R		51-0107		Vag	Ø 17,46 200,0x40	VAG
1.8 Eng.DS/ JN/ JV (66kW)	1/86-3/88		F		22-0045-1	22-0045-1K	K.H.	Th 19,5	
	86-88		F		23-0053			Ø 239,0 Th 12,0-10,0	
	1/86-3/88		R		53-0465		Vag	180,0x31	Hand Brake
	1/86-3/88		R		53-0462		Vag	200,0x40	Hand Brake
	86-88		R		18-0188	18-0188K		Ø 200,0	
	86-88		R		51-0045		Ate	Ø 15,87 180,0x30	VAG
	86-88		R		51-0107		Vag	Ø 17,46 200,0x40	VAG
	86-88		R		51-0107		Vag	Ø 17,46 200,0x40	VAG
1.8 Eng.DZ (82kW)	12/83-3/88		F		22-0045-1	22-0045-1K	K.H.	Th 19,5	
	83-88		F		23-0053			Ø 239,0 Th 12,0-10,0	
	12/83-3/88		R		53-0462		Vag	200,0x40	Hand Brake
	85-		R		53-0465		Vag	180,0x31	Hand Brake
	83-88		R		51-0107		Vag	Ø 17,46 200,0x40	VAG
1.8 Eng.RM (64kW)	5/86-3/88		F		22-0045-1	22-0045-1K	K.H.	Th 19,5	
	86-88		F		23-0053			Ø 239,0 Th 12,0-10,0	
	5/86-3/88		R		53-0465		Vag	180,0x31	Hand Brake
	5/86-3/88		R		53-0462		Vag	200,0x40	Hand Brake
	86-88		R		18-0188	18-0188K		Ø 200,0	
	86-88		R		51-0045		Ate	Ø 15,87 180,0x30	VAG
	86-88		R		51-0107		Vag	Ø 17,46 200,0x40	VAG











		Spare Parts	F/R	L/R	METELLI ref.	METELLI ref. w/KIT		DIMENSIONS mm.	NOTE
1.8 Syncro Eng.DS/ JN/ JV (66kW)	1/86-3/88		F		22-0050-0		Gir	Th 16,0	Variant
	1/86-3/88		R		22-0100-0		Gir	Th 15,0	
	86-88		F		23-0053			Ø 239,0 Th 12,0-10,0	
	1/86-3/88		R		53-0465		Vag	180,0x31	Hand Brake
	1/86-3/88		R		53-0462		Vag	200,0x40	Hand Brake
	86-88		R		18-0188	18-0188K		Ø 200,0	
	86-88		R		51-0045		Ate	Ø 15,87 180,0x30	VAG
	86-88		R		51-0107		Vag	Ø 17,46 200,0x40	VAG
1.9 Eng.WN (85kW)	1/81-7/83		F		22-0045-0	22-0045-0K	K.H.	Th 15,0	
	81-83		F		23-0170			Ø 239,0 Th 20,0-18,0	Vent.
	1/81-7/83		R		53-0465		Vag	180,0x31	Hand Brake
	1/81-7/83		R		53-0462		Vag	200,0x40	Hand Brake
	1/81-7/81		R		18-0188	18-0188K		Ø 200,0	
	81-83		R		18-0202	18-0202K		Ø 200,0	
	1/81-7/81		R		51-0108		Vag	Ø 15,87 200,0x40	VAG
	8/81-83		R		51-0107		Vag	Ø 17,46 200,0x40	VAG
2.0, Syncro Eng.HP/ JS (85kW)	8/83-3/88		F		22-0050-0		Gir	Th 16,0	Syncro
	8/83-3/88		F		22-0045-0	22-0045-0K	K.H.	Th 15,0	
	8/83-3/88		R		22-0100-0		Gir	Th 15,0	
	84-88		F		23-0170			Ø 239,0 Th 20,0-18,0	Vent.
	84-88		R		23-0117			Ø 226,0 Th 10,0-8,0	
	8/83-3/88		R		53-0462		Vag	200,0x40	Hand Brake
	8/83-3/88		R		18-0188	18-0188K		Ø 200,0	
	83-88		R		51-0107		Vag	Ø 17,46 200,0x40	VAG
2.2 Eng.KV (100kW)	-3/88		F		22-0050-0		Gir	Th 16,0	
	-3/88		R		22-0100-0		Gir	Th 15,0	
	1/81-3/88		R		18-0188	18-0188K		Ø 200,0	Incl. Sweden
2.2 Eng.KX (85kW)	8/85-3/88		F		22-0045-0	22-0045-0K	K.H.	Th 15,0	
	85-88		F		23-0170			Ø 239,0 Th 20,0-18,0	Vent.
	85-88		R		18-0188	18-0188K		Ø 200,0	Incl. Sweden
	85-88		R		51-0107		Vag	Ø 17,46 200,0x40	VAG
2.2 Syncro SW Eng.JT (88kW)	85-88		R		18-0188	18-0188K		Ø 200,0	Incl. Sweden
<b>Passat III (3A2, 3A5, 35I), Variant 2/88-5/97</b>									
1.6 Eng.1F (53kW)	-89		F		22-0045-1	22-0045-1K	K.H.	Th 19,5	Exc. Variant
	89-		F		22-0050-2		Gir	Th 19,0	Incl. Variant 88-
	88-91		F		23-0186			Ø 256,0 Th 13,0-11,0	
	2/88-9/91		R		53-0468		Vag	200,0x40	Hand Brake
	4/88-		R		18-0188	18-0188K		Ø 200,0	Ch -31L085000
	-91		R		18-0192	18-0192K		Ø 230,0	Ch 31L085001-
			R		51-0100		Vag	Ø 20,64 230,0x40	Ch -31M280000, VAG
	88-89		R		51-0085		Ate	Ø 19,05 200,0x40	VAG
1.6 Eng.AEK/ AFT (74kW)	94-96		F		23-0186			Ø 256,0 Th 13,0-11,0	
	10/94-8/96		R		53-0468		Vag	200,0x40	Hand Brake
	94-96		R		18-0192	18-0192K		Ø 230,0	
	94-96		R		51-0085		Ate	Ø 19,05 200,0x40	VAG
	94-96		R		51-0100		Vag	Ø 20,64 230,0x40	Ch -31M280000, VAG
1.6 Eng.EZ/ HM (55kW)	4/88-12/88		F		22-0045-1	22-0045-1K	K.H.	Th 19,5	Exc. Variant
	4/88-		F		23-0186			Ø 256,0 Th 13,0-11,0	
	4/88-12/88		R		53-0468		Vag	200,0x40	Hand Brake
	-12/88		R		18-0192	18-0192K		Ø 230,0	Ch 31L085001-
	4/88-		R		18-0188	18-0188K		Ø 200,0	Ch -31L085000
	4/88-		R		51-0085		Ate	Ø 19,05 200,0x40	VAG
	4/88-		R		51-0100		Vag	Ø 20,64 230,0x40	Ch -31M280000, VAG
1.6 TD Eng.RA/ SB (59kW)	8/88-9/93		F		22-0050-2		Gir	Th 19,0	
	88-93		F		23-0186			Ø 256,0 Th 13,0-11,0	
	8/88-9/93		R		53-0008		Vag	230,0x40	Hand Brake
	8/88-9/93		R		53-0009		Vag	230,0x40	Hand Brake
	88-93		R		18-0192	18-0192K		Ø 230,0	
	90-93		R		51-0131		Ate	Ø 20,64 230,0x40	VAG
	90-93		R		51-0100		Vag	Ø 20,64 230,0x40	Ch -31M280000, VAG
1.8 Eng.AAM (55kW)	8/90-8/96		F		22-0050-2		Gir	Th 19,0	
	90-96		F		23-0186			Ø 256,0 Th 13,0-11,0	
	8/90-8/96		R		53-0468		Vag	200,0x40	Hand Brake
	8/90-8/96		R		53-0008		Vag	230,0x40	Hand Brake
	8/90-8/96		R		53-0009		Vag	230,0x40	Hand Brake
	90-96		R		18-0192	18-0192K		Ø 230,0	
		R		51-0100		Vag	Ø 20,64 230,0x40	Ch -31M280000, VAG	













		Spare Parts	F/R	L/R	METELLI ref.	METELLI ref. w/KIT		DIMENSIONS mm.	NOTE
1.8 Eng.AAM (55kW)	90-96		R		51-0131		Ate	Ø 20,64 230,0x40	VAG, FWD
1.8 Eng.ABS/ ADZ (66kW)	2/88-5/97		F		22-0050-2		Gir	Th 19,0	
	88-97		F		23-0186			Ø 256,0 Th 13,0-11,0	
	2/88-5/97		R		53-0468		Vag	200,0x40	Hand Brake
	2/88-5/97		R		53-0008		Vag	230,0x40	Hand Brake
	88-97		R		18-0192	18-0192K		Ø 230,0	
	88-97		R		51-0131		Ate	Ø 20,64 230,0x40	VAG, FWD
	88-97		R		51-0100		Vag	Ø 20,64 230,0x40	Ch -31M280000, VAG
1.8 Eng.PB(KAT) (82kW)	4/88-7/92		F		22-0050-0		Gir	Th 16,0	
	4/88-7/92		R		22-0100-0		Gir	Th 15,0	
	4/88-92		F		23-0230			Ø 256,0 Th 20,0-18,0	Vent.
	4/88-92		R		23-0117			Ø 226,0 Th 10,0-8,0	
1.8 Eng.PF (79kW)	4/88-7/93		F		22-0050-0		Gir	Th 16,0	
	4/88-7/93		R		22-0100-0		Gir	Th 15,0	
	88-93		F		23-0230			Ø 256,0 Th 20,0-18,0	Vent.
	88-93		R		23-0117			Ø 226,0 Th 10,0-8,0	
	88-93		R		51-0131		Ate	Ø 20,64 230,0x40	VAG, FWD
1.8 16v Eng.KR (100kW)	4/88-12/89		F		22-0050-0		Gir	Th 16,0	
	4/88-12/89		R		22-0100-0		Gir	Th 15,0	
	88-89		F		23-0230			Ø 256,0 Th 20,0-18,0	Vent.
	88-89		R		23-0117			Ø 226,0 Th 10,0-8,0	
1.8 G60 Syncro Eng.1H/ PG (118kW)	8/88-5/97		F		22-0050-2		Gir	Th 19,0	
	8/88-5/97		R		22-0100-0		Gir	Th 15,0	
	4/88-96		F		23-0656			Ø 280,0 Th 22,0-20,0	Vent.
1.9 D Eng.1Y (50kW)	5/89-10/93		F		22-0050-2		Gir	Th 19,0	
	89-93		F		23-0186			Ø 256,0 Th 13,0-11,0	
	5/89-10/93		R		53-0008		Vag	230,0x40	Hand Brake
	5/89-10/93		R		53-0009		Vag	230,0x40	Hand Brake
	89-93		R		18-0192	18-0192K		Ø 230,0	
	89-93		R		51-0131		Ate	Ø 20,64 230,0x40	VAG, FWD
	89-93		R		51-0100		Vag	Ø 20,64 230,0x40	Ch -31M280000, VAG
1.9 TD Eng.AAZ (55kW)	3/91-5/97		F		22-0050-2		Gir	Th 19,0	
	91-97		F		23-0186			Ø 256,0 Th 13,0-11,0	
	3/91-5/97		R		53-0008		Vag	230,0x40	Hand Brake
	3/91-5/97		R		53-0009		Vag	230,0x40	Hand Brake
	91-97		R		18-0192	18-0192K		Ø 230,0	
	91-97		R		51-0131		Ate	Ø 20,64 230,0x40	VAG, FWD
1.9 TDi Eng.1Z/ AHU (66kW)	10/93-5/97		F		22-0050-2		Gir	Th 19,0	
	93-97		F		23-0186			Ø 256,0 Th 13,0-11,0	
	93-97		F		23-0230			Ø 256,0 Th 20,0-18,0	Vent.
	93-97		R		23-0117			Ø 226,0 Th 10,0-8,0	
	93-97		R		18-0192	18-0192K		Ø 230,0	
	93-97		R		51-0131		Ate	Ø 20,64 230,0x40	VAG, FWD
1.9 TDi Eng.AFN (81kW)	3/96-5/97		F		22-0050-2		Gir	Th 19,0	
	96-97		F		23-0242			Ø 280,0 Th 22,0-20,0	Vent.
	96-97		R		23-0312			Ø 226,0 Th 10,0-8,0	
	96-97		R		18-0192	18-0192K		Ø 230,0	
2.0 Eng.2E (85kW)	2/90-8/96		F		22-0050-0		Gir	Th 16,0	
	2/90-8/96		R		22-0100-0		Gir	Th 15,0	
	90-96		F		23-0230			Ø 256,0 Th 20,0-18,0	Vent.
	90-96		R		23-0117			Ø 226,0 Th 10,0-8,0	
2.0 Eng.ADY/ AGG/ AKR (85kW)	2/90-8/96		F		22-0050-0		Gir	Th 16,0	
	2/90-8/96		R		22-0100-0		Gir	Th 15,0	
	90-96		F		23-0230			Ø 256,0 Th 20,0-18,0	Vent.
	90-96		R		23-0117			Ø 226,0 Th 10,0-8,0	
2.0 Eng.AEP (79kW)	3/95-8/96		F		22-0050-0		Gir	Th 16,0	
	3/95-8/96		R		22-0100-0		Gir	Th 15,0	
	95-96		F		23-0230			Ø 256,0 Th 20,0-18,0	Vent.
	95-96		R		23-0117			Ø 226,0 Th 10,0-8,0	
2.0 16v Eng.9A (100kW)	8/88-9/93		F		22-0050-0		Gir	Th 16,0	
	8/88-9/93		R		22-0100-0		Gir	Th 15,0	
	88-93		F		23-0230			Ø 256,0 Th 20,0-18,0	Vent.
	88-93		R		23-0117			Ø 226,0 Th 10,0-8,0	
2.0 GTi 16v Eng.ABF (110kW)	1/94-5/97		F		22-0181-2		Ate	Th 20,0	
	1/94-5/97		R		22-0100-0		Gir	Th 15,0	
	94-97		F		23-0448			Ø 288,0 Th 24,9-23,0	Vent.
	94-97		R		23-0312			Ø 226,0 Th 10,0-8,0	




























		Spare Parts	F/R	L/R	METELLI ref.	METELLI ref. w/KIT		DIMENSIONS mm.	NOTE
2.0 GTi 16v Eng.ABF (110kW)	1/94-5/97		R		53-0008		Vag	230,0x40	Hand Brake
2.0 Syncro Eng.2E (85kW)	2/90-8/96		F		22-0050-0		Gir	Th 16,0	
	2/90-8/96		R		22-0100-0		Gir	Th 15,0	
	90-96		F		23-0230			Ø 256,0 Th 20,0-18,0	Vent.
	90-96		R		23-0054			Ø 239,0 Th 10,0-8,0	
2.0 Syncro Eng.ADY/ AGG/ AKR (85kW)	2/90-8/96		F		22-0050-0		Gir	Th 16,0	
	2/90-8/96		R		22-0100-0		Gir	Th 15,0	
	90-96		F		23-0230			Ø 256,0 Th 20,0-18,0	Vent.
	90-96		R		23-0054			Ø 239,0 Th 10,0-8,0	
2.8 VR6 Eng.AAA (128kW)	-93		F		22-0050-2		Gir	Th 19,0	
	93-		F		22-0181-2		Ate	Th 20,0	
	6/91-8/96		R		22-0100-0		Gir	Th 15,0	
	10/93-96		F		23-0448			Ø 288,0 Th 24,9-23,0	Vent.
	91-10/93		F		23-0242			Ø 280,0 Th 22,0-20,0	Vent.
	10/93-96		R		23-0312			Ø 226,0 Th 10,0-8,0	
2.9 VR6 Syncro SW Eng.ABV (135-140kW)	1/94-5/97		F		22-0181-2		Ate	Th 20,0	
	1/94-5/97		R		22-0100-0		Gir	Th 15,0	
	94-97		F		23-0448			Ø 288,0 Th 24,9-23,0	Vent.
<b>Passat IV (3B2, 3B5), Variant 8/96-11/00</b>									
1.6 Eng.ADP (74kW)	-00		F		22-0181-1		Ate	Th 20,0	
	-00		F		22-0215-0		Gir	Th 19,5	
	10/96-11/00		R		22-0100-1		Gir	Th 17,0	
	9/96-00		F		23-0468C			Ø 280,0 Th 22,0-20,0	Vent., (Coated)
	9/96-00		R		23-0395C			Ø 245,0 Th 10,0-8,0	(Coated)
	10/96-11/00		R		53-0009		Vag	230,0x40	Hand Brake
1.6 Eng.AHL/ ANA/ ARM (74kW)	-00		F		22-0181-1		Ate	Th 20,0	
	-00		F		22-0215-0		Gir	Th 19,5	
	10/96-11/00		R		22-0100-1		Gir	Th 17,0	
	9/96-00		F		23-0468C			Ø 280,0 Th 22,0-20,0	Vent., (Coated)
	9/96-00		R		23-0395C			Ø 245,0 Th 10,0-8,0	(Coated)
	10/96-11/00		R		53-0009		Vag	230,0x40	Hand Brake
1.8 Eng.AFY (85kW)	97-00		F		23-0468C			Ø 280,0 Th 22,0-20,0	Vent., (Coated)
	97-00		R		23-0395C			Ø 245,0 Th 10,0-8,0	(Coated)
1.8 20v Eng.ADR/ APT/ ARG (92kW)	-00		F		22-0181-1		Ate	Th 20,0	
	-00		F		22-0215-0		Gir	Th 19,5	
	10/96-11/00		R		22-0100-1		Gir	Th 17,0	
	9/96-00		F		23-0468C			Ø 280,0 Th 22,0-20,0	Vent., (Coated)
	9/96-00		R		23-0531C			Ø 245,0 Th 10,0-8,0	(Coated)
1.8 20v Syncro Eng.ADR/ APT/ ARG (92kW)	-00		F		22-0181-1		Ate	Th 20,0	
	-00		F		22-0215-0		Gir	Th 19,5	
	10/96-11/00		R		22-0100-1		Gir	Th 17,0	
	9/96-00		F		23-0468C			Ø 280,0 Th 22,0-20,0	Vent., (Coated)
	9/96-00		R		23-0531C			Ø 245,0 Th 10,0-8,0	(Coated)
1.8 T. Eng.AEB/ ANB/ APU (110kW)	-00		F		22-0181-1		Ate	Th 20,0	
	10/96-11/00		R		22-0100-1		Gir	Th 17,0	
	9/96-		F		23-0378			Ø 282,5 Th 25,0-23,0	Ch -3BX124107, Vent.
	9/96-00		R		23-0395C			Ø 245,0 Th 10,0-8,0	(Coated)
1.9 TDi Eng.AFN/ AVG (81kW)	-00		F		22-0181-1		Ate	Th 20,0	
	-00		F		22-0215-0		Gir	Th 19,5	
	00-		F		22-0314-0		Ate	Th 20,0	
	10/96-11/00		R		22-0100-1		Gir	Th 17,0	
	10/96-00		F		23-0378			Ø 282,5 Th 25,0-23,0	Ch -3BX124107, Vent.
	10/96-00		R		23-0395C			Ø 245,0 Th 10,0-8,0	(Coated)
1.9 TDi Eng.AHH/ AHU (66kW)	-00		F		22-0181-1		Ate	Th 20,0	
	-00		F		22-0215-0		Gir	Th 19,5	
	00-		F		22-0215-2		Gir	Th 19,5	
	10/96-11/00		R		22-0100-1		Gir	Th 17,0	
	9/96-00		F		23-0468C			Ø 280,0 Th 22,0-20,0	Vent., (Coated)
96-00	R		23-0395C			Ø 245,0 Th 10,0-8,0	(Coated)		
1.9 TDi Eng.AVB (74kW)	00-11/00		F		23-0262C			Ø 287,7 Th 24,9-23,0	Vent., (Coated)
	00-11/00		R		23-0395C			Ø 245,0 Th 10,0-8,0	(Coated)
1.9 TDi Syncro Eng.AFN/ AVG (81kW)	-00		F		22-0181-1		Ate	Th 20,0	
	-00		F		22-0215-0		Gir	Th 19,5	
	00-		F		22-0314-0		Ate	Th 20,0	
	10/96-11/00		R		22-0100-1		Gir	Th 17,0	
	96-00		F		23-0468C			Ø 280,0 Th 22,0-20,0	Vent., (Coated)
	96-00		R		23-0531C			Ø 245,0 Th 10,0-8,0	(Coated)
























		Spare Parts	F/R	L/R	METELLI ref.	METELLI ref. w/KIT		DIMENSIONS mm.	NOTE
1.9 TDi, 4motion Eng.AJM/ ATJ (85kW)	-00	F	F		22-0181-1		Ate	Th 20,0	
	-00		F		22-0215-0		Gir	Th 19,5	
	00-		F		22-0314-0		Ate	Th 20,0	
	8/98-11/00		R		22-0100-1		Gir	Th 17,0	
	98-	R	F		23-0378			Ø 282,5 Th 25,0-23,0	Ch -3BX124107, Vent.
	98-00		R		23-0395C			Ø 245,0 Th 10,0-8,0	(Coated)
2.0, 4motion Eng.ASU/ AUZ (88kW)	00-11/00	R	F		23-0262C			Ø 287,7 Th 24,9-23,0	Vent., (Coated)
	00-11/00		R		23-0395C			Ø 245,0 Th 10,0-8,0	(Coated)
2.3 VR5 Eng.AGZ (110kW)	-00	F	F		22-0181-1		Ate	Th 20,0	
	10/96-11/00		R		22-0100-1		Gir	Th 17,0	
	9/96-	R	F		23-0378			Ø 282,5 Th 25,0-23,0	Ch -3BX124107, Vent.
	9/96-00		R		23-0395C			Ø 245,0 Th 10,0-8,0	(Coated)
2.3 VR5 Syncro Eng.AGZ (110kW)	-00	F	F		22-0181-1		Ate	Th 20,0	
	10/96-11/00		R		22-0100-1		Gir	Th 17,0	
	96-00	R	F		23-0378			Ø 282,5 Th 25,0-23,0	Vent.
	96-00		R		23-0531C			Ø 245,0 Th 10,0-8,0	(Coated)
2.5 TDi, Syncro Eng.AFB (110kW)	-00	F	F		22-0181-1		Ate	Th 20,0	
	7/98-11/00		R		22-0100-1		Gir	Th 17,0	
	10/00-11/00	R	F		23-0726C			Ø 312,0 Th 25,0-23,0	Vent., (Coated)
	98-9/00		R		23-0262C			Ø 287,7 Th 24,9-23,0	Vent., (Coated)
98-00		R		23-0395C			Ø 245,0 Th 10,0-8,0	(Coated)	
2.5 TDi, Syncro Eng.AKN (110kW)	-00	F	F		22-0181-1		Ate	Th 20,0	
	7/98-11/00		R		22-0100-1		Gir	Th 17,0	
	10/00-11/00	R	F		23-0726C			Ø 312,0 Th 25,0-23,0	Vent., (Coated)
	98-9/00		R		23-0262C			Ø 287,7 Th 24,9-23,0	Vent., (Coated)
98-00		R		23-0395C			Ø 245,0 Th 10,0-8,0	(Coated)	
2.8 V6 Eng.AGE (132kW)	9/97-9/99	F	F		22-0181-1		Ate	Th 20,0	
	9/97-9/99		R		22-0100-1		Gir	Th 17,0	
	97-	R	F		23-0262C			Ø 287,7 Th 24,9-23,0	Ch 3BX124108-, Vent., (Coated)
	97-99		R		23-0378			Ø 282,5 Th 25,0-23,0	Ch -3BX124107, Vent.
97-99		R		23-0395C			Ø 245,0 Th 10,0-8,0	(Coated)	
2.8 V6 Syncro Eng.AGE (132kW)	9/97-9/99	F	F		22-0181-1		Ate	Th 20,0	
	9/97-9/99		R		22-0100-1		Gir	Th 17,0	
	97-99	R	F		23-0378			Ø 282,5 Th 25,0-23,0	Vent.
	97-99		R		23-0531C			Ø 245,0 Th 10,0-8,0	(Coated)
2.8 V6, 4motion Eng.ACK/ ALG/ APR/ AQD (142kW)	-00	F	F		22-0181-1		Ate	Th 20,0	
	8/96-11/00		R		22-0100-1		Gir	Th 17,0	
	9/96-	R	F		23-0262C			Ø 287,7 Th 24,9-23,0	Ch 3BX124108-, Vent., (Coated)
	9/96-00		R		23-0378			Ø 282,5 Th 25,0-23,0	Ch -3BX124107, Vent.
9/96-00		R		23-0395C			Ø 245,0 Th 10,0-8,0	(Coated)	
2.8 V6, 4motion Eng.ATX (140kW)	-00	F	F		22-0181-1		Ate	Th 20,0	
	9/99-11/00		R		22-0100-1		Gir	Th 17,0	
	99-	R	F		23-0262C			Ø 287,7 Th 24,9-23,0	Ch 3BX124108-, Vent., (Coated)
	99-00		R		23-0378			Ø 282,5 Th 25,0-23,0	Ch -3BX124107, Vent.
99-00		R		23-0395C			Ø 245,0 Th 10,0-8,0	(Coated)	
<b>Passat V (3B3, 3B6), Variant 11/00-3/05</b>									
1.6 Eng.ALZ (75kW)	11/00-3/05	F	F		22-0215-2		Gir	Th 19,5	
	11/00-3/05		R		22-0100-1		Gir	Th 17,0	
	00-	R	F		23-0745C			Ø 288,0 Th 25,0-23,0	Ch 3B4000001-, Vent., (Coated), 15Inch Wheels
			F		23-0726C			Ø 312,0 Th 25,0-23,0	Ch 3B4000001-, Vent., (Coated), 16Inch Wheels
00-	F		23-0747C			Ø 321,0 Th 30,0-27,0	Vent., (Coated)		
1.8 20v Eng.ADR/ APT/ ARG (92kW)	11/00-3/05	F	F		22-0215-2		Gir	Th 19,5	
	11/00-3/05		R		22-0100-1		Gir	Th 17,0	
1.8 T. (Exc. SW), 4Motion Eng.AWM (125kW)	2/01-3/05	F	F		22-0134-0		Ake	Th 16,0	
	2/01-3/05		R		22-0100-1		Gir	Th 17,0	
1.8 T. 20v Eng.AWL/ AWT (110kW)	11/00-3/05	F	F		22-0314-0		Ate	Th 20,0	
	11/00-3/05		R		22-0100-1		Gir	Th 17,0	
	00-	R	F		23-0745C			Ø 288,0 Th 25,0-23,0	Ch 3B4000001-, Vent., (Coated), 15Inch Wheels
			F		23-0726C			Ø 312,0 Th 25,0-23,0	Ch 3B4000001-, Vent., (Coated), 16Inch Wheels
00-	R	F		23-0262C			Ø 287,7 Th 24,9-23,0	Ch -3B3700000, Vent., (Coated), 15Inch Wheels	
00-		R		23-0726C			Ø 312,0 Th 25,0-23,0	Ch -3B3700000, Vent., (Coated), 16Inch Wheels	




		Spare Parts	F/R	L/R	METELLI ref.	METELLI ref. w/KIT		DIMENSIONS mm.	NOTE		
1.8 T. 20v Eng.AWL/ AWT (110kW)	00-00-		F		<b>23-0747C</b>			Ø 321,0 Th 30,0-27,0	Vent., (Coated)		
			R		<b>23-0395C</b>			Ø 245,0 Th 10,0-8,0	(Coated)		
1.9 TDi Eng.AVB (74kW)	11/00-3/05		F		<b>22-0314-0</b>		Ate	Th 20,0			
	11/00-3/05		F		<b>22-0215-2</b>		Gir	Th 19,5			
	11/00-3/05		R		<b>22-0100-1</b>		Gir	Th 17,0			
	00-00-		F		<b>23-0745C</b>				Ø 288,0 Th 25,0-23,0	Ch 3B4000001-, Vent., (Coated), 15Inch Wheels	
			F		<b>23-0726C</b>				Ø 312,0 Th 25,0-23,0	Ch 3B4000001-, Vent., (Coated), 16Inch Wheels	
	00-00-		F		<b>23-0262C</b>				Ø 287,7 Th 24,9-23,0	Ch -3B3700000, Vent., (Coated), 15Inch Wheels	
			F		<b>23-0726C</b>				Ø 312,0 Th 25,0-23,0	Ch -3B3700000, Vent., (Coated), 16Inch Wheels	
	00-00-		F		<b>23-0747C</b>				Ø 321,0 Th 30,0-27,0	Vent., (Coated)	
			R		<b>23-0395C</b>				Ø 245,0 Th 10,0-8,0	(Coated)	
	1.9 TDi Eng.AVF/ AWX (96kW)		11/00-3/05		F		<b>22-0314-0</b>		Ate	Th 20,0	
11/00-3/05		R			<b>22-0100-1</b>		Gir	Th 17,0			
00-00-		F			<b>23-0262C</b>				Ø 287,7 Th 24,9-23,0	Ch -3B3700000, Vent., (Coated), 15Inch Wheels	
		F			<b>23-0726C</b>				Ø 312,0 Th 25,0-23,0	Ch -3B3700000, Vent., (Coated), 16Inch Wheels	
00-05		F			<b>23-0747C</b>			Ø 321,0 Th 30,0-27,0	Vent., (Coated)		
-05		F			<b>23-0745C</b>				Ø 288,0 Th 25,0-23,0	Ch 3B4000001-, Vent., (Coated), 15Inch Wheels	
		F			<b>23-0726C</b>				Ø 312,0 Th 25,0-23,0	Ch 3B4000001-, Vent., (Coated), 16Inch Wheels	
00-05		R			<b>23-0395C</b>				Ø 245,0 Th 10,0-8,0	(Coated)	
1.9 TDi 4motion Eng.AVF/ AWX (96kW)		11/00-3/05			F		<b>22-0314-0</b>		Ate	Th 20,0	
		11/00-3/05			R		<b>22-0100-1</b>		Gir	Th 17,0	
	00-00-	F			<b>23-0262C</b>				Ø 287,7 Th 24,9-23,0	Ch -3B3700000, Vent., (Coated), 15Inch Wheels	
		F			<b>23-0726C</b>				Ø 312,0 Th 25,0-23,0	Ch -3B3700000, Vent., (Coated), 16Inch Wheels	
	00-05	F			<b>23-0747C</b>			Ø 321,0 Th 30,0-27,0	Vent., (Coated)		
	-05	F			<b>23-0745C</b>				Ø 288,0 Th 25,0-23,0	Ch 3B4000001-, Vent., (Coated), 15Inch Wheels	
		F			<b>23-0726C</b>				Ø 312,0 Th 25,0-23,0	Ch 3B4000001-, Vent., (Coated), 16Inch Wheels	
	00-00-	R			<b>23-0531C</b>				Ø 245,0 Th 10,0-8,0	(Coated)	
2.0 Eng.ALT (96kW)	11/01-3/05		F		<b>22-0314-0</b>		Ate	Th 20,0			
	11/01-3/05		F		<b>22-0215-2</b>		Gir	Th 19,5			
	11/01-3/05		R		<b>22-0100-1</b>		Gir	Th 17,0			
	01-01-		F		<b>23-0745C</b>				Ø 288,0 Th 25,0-23,0	Ch 3B4000001-, Vent., (Coated), 15Inch Wheels	
			F		<b>23-0726C</b>				Ø 312,0 Th 25,0-23,0	Ch 3B4000001-, Vent., (Coated), 16Inch Wheels	
	01-01-		F		<b>23-0262C</b>				Ø 287,7 Th 24,9-23,0	Ch -3B3700000, Vent., (Coated), 15Inch Wheels	
			F		<b>23-0726C</b>				Ø 312,0 Th 25,0-23,0	Ch -3B3700000, Vent., (Coated), 16Inch Wheels	
	01-01-		F		<b>23-0747C</b>				Ø 321,0 Th 30,0-27,0	Vent., (Coated)	
01-01-	R		<b>23-0395C</b>				Ø 245,0 Th 10,0-8,0	(Coated)			
2.0 Eng.AZM/ BFF (85kW)	11/00-3/05		F		<b>22-0314-0</b>		Ate	Th 20,0			
	11/00-3/05		F		<b>22-0215-2</b>		Gir	Th 19,5			
	11/00-3/05		R		<b>22-0100-1</b>		Gir	Th 17,0			
	00-00-		F		<b>23-0745C</b>				Ø 288,0 Th 25,0-23,0	Ch 3B4000001-, Vent., (Coated), 15Inch Wheels	
			F		<b>23-0726C</b>				Ø 312,0 Th 25,0-23,0	Ch 3B4000001-, Vent., (Coated), 16Inch Wheels	
	00-00-		F		<b>23-0262C</b>				Ø 287,7 Th 24,9-23,0	Ch -3B3700000, Vent., (Coated), 15Inch Wheels	
			F		<b>23-0726C</b>				Ø 312,0 Th 25,0-23,0	Ch -3B3700000, Vent., (Coated), 16Inch Wheels	
	00-00-		F		<b>23-0747C</b>				Ø 321,0 Th 30,0-27,0	Vent., (Coated)	
00-00-	R		<b>23-0395C</b>				Ø 245,0 Th 10,0-8,0	(Coated)			
2.0 4motion Eng.AZM (85kW)	11/00-3/05		F		<b>22-0314-0</b>		Ate	Th 20,0			
	11/00-3/05		F		<b>22-0215-2</b>		Gir	Th 19,5			


















































		Spare Parts	F/R	L/R	METELLI ref.	METELLI ref. w/KIT		DIMENSIONS mm.	NOTE	
2.0 4motion Eng.AZM (85kW)	11/00-3/05		R		<b>22-0100-1</b>		Gir	Th 17,0		
			F		<b>23-0745C</b>			Ø 288,0 Th 25,0-23,0	Ch 3B4000001-, Vent., (Coated), 15Inch Wheels	
			F		<b>23-0726C</b>			Ø 312,0 Th 25,0-23,0	Ch 3B4000001-, Vent., (Coated), 16Inch Wheels	
			F		<b>23-0262C</b>			Ø 287,7 Th 24,9-23,0	Ch -3B3700000, Vent., (Coated), 15Inch Wheels	
			F		<b>23-0726C</b>			Ø 312,0 Th 25,0-23,0	Ch -3B3700000, Vent., (Coated), 16Inch Wheels	
			R		<b>23-0531C</b>			Ø 245,0 Th 10,0-8,0	Vent., (Coated) (Coated)	
2.0 TDi Eng.BGW (100kW)	12/03-3/05		F		<b>22-0314-0</b>		Ate	Th 20,0		
	12/03-3/05		R		<b>22-0100-1</b>		Gir	Th 17,0		
	03-03-		F		<b>23-0745C</b>				Ø 288,0 Th 25,0-23,0	Ch 3B4000001-, Vent., (Coated), 15Inch Wheels
			F		<b>23-0726C</b>				Ø 312,0 Th 25,0-23,0	Ch 3B4000001-, Vent., (Coated), 16Inch Wheels
			F		<b>23-0747C</b>				Ø 321,0 Th 30,0-27,0	Vent., (Coated)
			R		<b>23-0531C</b>				Ø 245,0 Th 10,0-8,0	(Coated)
2.3 VR5, 4motion Eng.AZX (125kW)	11/00-3/05		F		<b>22-0314-0</b>		Ate	Th 20,0		
	11/00-3/05		R		<b>22-0100-1</b>		Gir	Th 17,0		
	00-00-00-00-		F		<b>23-0745C</b>				Ø 288,0 Th 25,0-23,0	Ch 3B4000001-, Vent., (Coated), 15Inch Wheels
			F		<b>23-0726C</b>				Ø 312,0 Th 25,0-23,0	Ch 3B4000001-, Vent., (Coated), 16Inch Wheels
			F		<b>23-0262C</b>				Ø 287,7 Th 24,9-23,0	Ch -3B3700000, Vent., (Coated), 15Inch Wheels
			F		<b>23-0726C</b>				Ø 312,0 Th 25,0-23,0	Vent., (Coated), 16Inch Wheels
F		<b>23-0726C</b>				Ø 312,0 Th 25,0-23,0	Ch -3B3700000, Vent., (Coated), 16Inch Wheels			
F		<b>23-0747C</b>				Ø 321,0 Th 30,0-27,0	Vent., (Coated)			
R		<b>23-0395C</b>				Ø 245,0 Th 10,0-8,0	(Coated)			
2.5 TDi Eng.AKN (110kW)	11/00-3/05		F		<b>22-0314-0</b>		Ate	Th 20,0		
	11/00-3/05		R		<b>22-0100-1</b>		Gir	Th 17,0		
	00-00-00-00-		F		<b>23-0745C</b>				Ø 288,0 Th 25,0-23,0	Ch 3B4000001-, Vent., (Coated), 15Inch Wheels
			F		<b>23-0726C</b>				Ø 312,0 Th 25,0-23,0	Ch 3B4000001-, Vent., (Coated), 16Inch Wheels
			F		<b>23-0262C</b>				Ø 287,7 Th 24,9-23,0	Ch -3B3700000, Vent., (Coated), 15Inch Wheels
			F		<b>23-0726C</b>				Ø 312,0 Th 25,0-23,0	Ch -3B3700000, Vent., (Coated), 16Inch Wheels
F		<b>23-0747C</b>				Ø 321,0 Th 30,0-27,0	Vent., (Coated)			
R		<b>23-0395C</b>				Ø 245,0 Th 10,0-8,0	(Coated)			
2.5 TDi Eng.BDG (120kW)	5/03-3/05		F		<b>22-0314-0</b>		Ate	Th 20,0		
	5/03-3/05		R		<b>22-0100-1</b>		Gir	Th 17,0		
	03-03-		F		<b>23-0745C</b>				Ø 288,0 Th 25,0-23,0	Ch 3B4000001-, Vent., (Coated), 15Inch Wheels
			F		<b>23-0726C</b>				Ø 312,0 Th 25,0-23,0	Ch 3B4000001-, Vent., (Coated), 16Inch Wheels
			F		<b>23-0747C</b>				Ø 321,0 Th 30,0-27,0	Vent., (Coated)
			R		<b>23-0531C</b>				Ø 245,0 Th 10,0-8,0	(Coated), 4Motion
2.5 TDi 4motion Eng.AKN (110kW)	11/00-3/05		F		<b>22-0314-0</b>		Ate	Th 20,0		
	11/00-3/05		R		<b>22-0100-1</b>		Gir	Th 17,0		
	00-00-00-00-		F		<b>23-0745C</b>				Ø 288,0 Th 25,0-23,0	Ch 3B4000001-, Vent., (Coated), 15Inch Wheels
			F		<b>23-0726C</b>				Ø 312,0 Th 25,0-23,0	Ch 3B4000001-, Vent., (Coated), 16Inch Wheels
			F		<b>23-0262C</b>				Ø 287,7 Th 24,9-23,0	Ch -3B3700000, Vent., (Coated), 15Inch Wheels
			F		<b>23-0726C</b>				Ø 312,0 Th 25,0-23,0	Ch -3B3700000, Vent., (Coated), 16Inch Wheels
F		<b>23-0747C</b>				Ø 321,0 Th 30,0-27,0	Vent., (Coated)			
R		<b>23-0531C</b>				Ø 245,0 Th 10,0-8,0	(Coated)			
2.5 TDi 4motion Eng.BAU/ BDH (132kW)	03-05		F		<b>22-0314-0</b>		Ate	Th 20,0		
	03-05		R		<b>22-0100-1</b>		Gir	Th 17,0		
	03-05		F		<b>23-0745C</b>			Ø 288,0 Th 25,0-23,0	Vent., (Coated), 15Inch Wheels	




























































		Spare Parts	F/R	L/R	METELLI ref.	METELLI ref. w/KIT		DIMENSIONS mm.	NOTE
2.5 TDi 4motion Eng.BAU/ BDH (132kW)	03-05		F		<b>23-0726C</b>			Ø 312,0 Th 25,0-23,0	Vent., (Coated)
2.5 TDi, 4motion Eng.AFB (110kW)	11/00-3/05		F		<b>22-0314-0</b>		Ate	Th 20,0	
			R		<b>22-0100-1</b>		Gir	Th 17,0	
	00-		F		<b>23-0745C</b>			Ø 288,0 Th 25,0-23,0	Ch 3B4000001-, Vent., (Coated), 15Inch Wheels
			F		<b>23-0726C</b>			Ø 312,0 Th 25,0-23,0	Ch 3B4000001-, Vent., (Coated), 16Inch Wheels
			F		<b>23-0262C</b>			Ø 287,7 Th 24,9-23,0	Ch -3B3700000, Vent., (Coated), 15Inch Wheels
			F		<b>23-0726C</b>			Ø 312,0 Th 25,0-23,0	Ch -3B3700000, Vent., (Coated), 16Inch Wheels
			F		<b>23-0747C</b>			Ø 321,0 Th 30,0-27,0	Vent., (Coated)
			R		<b>23-0395C</b>			Ø 245,0 Th 10,0-8,0	(Coated)
2.8 30v 4motion Eng.AMX/ ATQ (142kW)	11/00-3/05		F		<b>22-0314-0</b>		Ate	Th 20,0	
11/00-3/05	R			<b>22-0100-1</b>		Gir	Th 17,0		
00-	F			<b>23-0726C</b>			Ø 312,0 Th 25,0-23,0	Vent., (Coated)	
00-	R			<b>23-0531C</b>			Ø 245,0 Th 10,0-8,0	(Coated)	
<b>Passat VI (3C2, 3C5), Variant 3/05-</b>									
1.4 16V TSI Eng.CDGA (110kW)	09-		F		<b>22-0548-0</b>		Ate	Th 20,0	
	09-		R		<b>22-0806-0</b>		Gir	Th 17,0	
1.4 TSi Eng.CAXA (90kW)	5/07-		F		<b>22-0548-0</b>		Ate	Th 20,0	
	08-		R		<b>22-0806-0</b>		Gir	Th 17,0	
	5/07-12/07		R		<b>22-0553-0</b>		Gir	Th 17,0	
			F		<b>23-0840</b>			Ø 312,0 Th 25,0-22,0	Vent., Cod. ID PR 1LJ/LH/ZG
	07-		F		<b>23-0851</b>			Ø 345,0 Th 30,0-27,0	Vent., Cod. ID PR 1LK
	07-		R		<b>23-0852</b>			Ø 286,0 Th 12,0-10,0	Cod. ID PR 1KZ/1KV/1KJ, w/EPB
	07-		R		<b>23-0889</b>			Ø 310,0 Th 22,0-20,0	Vent., Cod. ID PR 2EA, w/EPB
	07-		F		<b>23-0840</b>			Ø 312,0 Th 25,0-22,0	Vent., Cod. ID PR 1LJ/LH/ZG
1.6 Eng.BSE/ BSF (75kW)	8/05-		F		<b>22-0548-0</b>		Ate	Th 20,0	
	08-		R		<b>22-0806-0</b>		Gir	Th 17,0	
	3/05-07		R		<b>22-0553-0</b>		Gir	Th 17,0	
			F		<b>23-0840</b>			Ø 312,0 Th 25,0-22,0	Vent., Cod. ID PR 1LJ/LH/ZG
	05-		F		<b>23-0851</b>			Ø 345,0 Th 30,0-27,0	Vent., Cod. ID PR 1LK
	05-		R		<b>23-0852</b>			Ø 286,0 Th 12,0-10,0	Cod. ID PR 1KZ/1KV/1KJ, w/EPB
05-	R			<b>23-0889</b>			Ø 310,0 Th 22,0-20,0	Vent., Cod. ID PR 2EA, w/EPB	
05-	F			<b>23-0840</b>			Ø 312,0 Th 25,0-22,0	Vent., Cod. ID PR 1LJ/LH/ZG	
1.6 FSI Eng.BAG/ BLF (85kW)	3/05-		F		<b>22-0548-0</b>		Ate	Th 20,0	
	08-		R		<b>22-0806-0</b>		Gir	Th 17,0	
	3/05-07		R		<b>22-0553-0</b>		Gir	Th 17,0	
			F		<b>23-0840</b>			Ø 312,0 Th 25,0-22,0	Vent., Cod. ID PR 1LJ/LH/ZG
	05-		F		<b>23-0851</b>			Ø 345,0 Th 30,0-27,0	Vent., Cod. ID PR 1LK
	05-		R		<b>23-0852</b>			Ø 286,0 Th 12,0-10,0	Cod. ID PR 1KZ/1KV/1KJ, w/EPB
05-	R			<b>23-0889</b>			Ø 310,0 Th 22,0-20,0	Vent., Cod. ID PR 2EA, w/EPB	
05-	F			<b>23-0840</b>			Ø 312,0 Th 25,0-22,0	Vent., Cod. ID PR 1LJ/LH/ZG	
1.8 16v TSI Eng.BZB (118kW)	07-		F		<b>22-0548-0</b>		Ate	Th 20,0	
	07-08		R		<b>22-0553-0</b>		Gir	Th 17,0	
	08-		R		<b>22-0806-0</b>		Gir	Th 17,0	
	07-		F		<b>23-0840</b>			Ø 312,0 Th 25,0-22,0	Vent., Cod. ID PR 1LJ/LH/ZG
	07-		F		<b>23-0851</b>			Ø 345,0 Th 30,0-27,0	Vent., Cod. ID PR 1LK
	07-		R		<b>23-0852</b>			Ø 286,0 Th 12,0-10,0	Cod. ID PR 1KZ/1KV/1KJ, w/EPB
07-	R		<b>23-0889</b>			Ø 310,0 Th 22,0-20,0	Vent., Cod. ID PR 2EA, w/EPB		
1.9 TDi Eng.BKC/ BLS/ BXE (77kW)	3/05-		F		<b>22-0548-0</b>		Ate	Th 20,0	
	08-		R		<b>22-0806-0</b>		Gir	Th 17,0	
	3/05-07		R		<b>22-0553-0</b>		Gir	Th 17,0	
			F		<b>23-0840</b>			Ø 312,0 Th 25,0-22,0	Vent., Cod. ID PR 1LJ/LH/ZG
	05-		F		<b>23-0851</b>			Ø 345,0 Th 30,0-27,0	Vent., Cod. ID PR 1LK
	05-		R		<b>23-0852</b>			Ø 286,0 Th 12,0-10,0	Cod. ID PR 1KZ/1KV/1KJ, w/EPB
05-	R			<b>23-0889</b>			Ø 310,0 Th 22,0-20,0	Vent., Cod. ID PR 2EA, w/EPB	
05-	F			<b>23-0840</b>			Ø 312,0 Th 25,0-22,0	Vent., Cod. ID PR 1LJ/LH/ZG	
2.0 FSI, 4Motion Eng.BLR/ BLY/ BVY/ BVX/ BVZ (110kW)	3/05-		F		<b>22-0548-0</b>		Ate	Th 20,0	
	08-		R		<b>22-0806-0</b>		Gir	Th 17,0	
	3/05-07		R		<b>22-0553-0</b>		Gir	Th 17,0	
			F		<b>23-0840</b>			Ø 312,0 Th 25,0-22,0	Vent., Cod. ID PR 1LJ/LH/ZG
	05-		F		<b>23-0851</b>			Ø 345,0 Th 30,0-27,0	Vent., Cod. ID PR 1LK
	05-		R		<b>23-0852</b>			Ø 286,0 Th 12,0-10,0	Cod. ID PR 1KZ/1KV/1KJ, w/EPB
05-	R			<b>23-0889</b>			Ø 310,0 Th 22,0-20,0	Vent., Cod. ID PR 2EA, w/EPB	
05-	F			<b>23-0840</b>			Ø 312,0 Th 25,0-22,0	Vent., Cod. ID PR 1LJ/LH/ZG	
2.0 TDi Eng.BMN (125kW)	08-		F		<b>22-0548-0</b>		Ate	Th 20,0	
	08-		R		<b>22-0806-0</b>		Gir	Th 17,0	
	08-		F		<b>23-0840</b>			Ø 312,0 Th 25,0-22,0	Vent., Cod. ID PR 1LJ/LH/ZG
	08-		F		<b>23-0851</b>			Ø 345,0 Th 30,0-27,0	Vent., Cod. ID PR 1LK






































































		Spare Parts	F/R	L/R	METELLI ref.	METELLI ref. w/KIT		DIMENSIONS mm.	NOTE
2.0 TDi Eng.BMN (125kW)	08-		R		23-0852			Ø 286,0 Th 12,0-10,0	Cod. ID PR 1KZ/1KV/1KJ, w/EPB
			R		23-0889			Ø 310,0 Th 22,0-20,0	Vent., Cod. ID PR 2EA, w/EPB
2.0 TDi Eng.BMR/ CBBB (125kW)	05-07		F		22-0548-0		Ate	Th 20,0	
	08-		R		22-0553-0		Gir	Th 17,0	
	08-		R		22-0806-0		Gir	Th 17,0	
	05-		F		23-0840			Ø 312,0 Th 25,0-22,0	Vent., Cod. ID PR 1LJ/LH/ZG
	05-		F		23-0851			Ø 345,0 Th 30,0-27,0	Vent., Cod. ID PR 1LK
	05-		R		23-0852			Ø 286,0 Th 12,0-10,0	Cod. ID PR 1KZ/1KV/1KJ, w/EPB
	05-		R		23-0889			Ø 310,0 Th 22,0-20,0	Vent., Cod. ID PR 2EA, w/EPB
	05-		F		23-0840			Ø 312,0 Th 25,0-22,0	Vent., Cod. ID PR 1LJ/LH/ZG
2.0 TDi Eng.BUZ (120kW)	05-		F		22-0548-0		Ate	Th 20,0	
	08-		R		22-0806-0		Gir	Th 17,0	
	3/05-07		R		22-0553-0		Gir	Th 17,0	
	05-		F		23-0840			Ø 312,0 Th 25,0-22,0	Vent., Cod. ID PR 1LJ/LH/ZG
	05-		F		23-0851			Ø 345,0 Th 30,0-27,0	Vent., Cod. ID PR 1LK
	05-		R		23-0852			Ø 286,0 Th 12,0-10,0	Cod. ID PR 1KZ/1KV/1KJ, w/EPB
	05-		R		23-0889			Ø 310,0 Th 22,0-20,0	Vent., Cod. ID PR 2EA, w/EPB
	05-		F		23-0840			Ø 312,0 Th 25,0-22,0	Vent., Cod. ID PR 1LJ/LH/ZG
2.0 TDi Eng.CBAC (105kW)	09-		F		22-0548-0		Ate	Th 20,0	
	09-		R		22-0806-0		Gir	Th 17,0	
	09-		F		23-0840			Ø 312,0 Th 25,0-22,0	Vent., Cod. ID PR 1LJ/LH/ZG
	09-		F		23-0851			Ø 345,0 Th 30,0-27,0	Vent., Cod. ID PR 1LK
	09-		R		23-0852			Ø 286,0 Th 12,0-10,0	Cod. ID PR 1KZ/1KV/1KJ, w/EPB
	09-		R		23-0889			Ø 310,0 Th 22,0-20,0	Vent., Cod. ID PR 2EA, w/EPB
2.0 TDi Eng.CBDC (81kW)	09-		F		22-0548-0		Ate	Th 20,0	
	09-		R		22-0806-0		Gir	Th 17,0	
2.0 TDi Variant Eng.BMA / CBA (100kW)	8/05-		F		22-0548-0		Ate	Th 20,0	
	08-		R		22-0806-0		Gir	Th 17,0	
	3/05-07		R		22-0553-0		Gir	Th 17,0	
	05-		F		23-0840			Ø 312,0 Th 25,0-22,0	Vent., Cod. ID PR 1LJ/LH/ZG
	05-		F		23-0851			Ø 345,0 Th 30,0-27,0	Vent., Cod. ID PR 1LK
	05-		R		23-0852			Ø 286,0 Th 12,0-10,0	Cod. ID PR 1KZ/1KV/1KJ, w/EPB
	05-		R		23-0889			Ø 310,0 Th 22,0-20,0	Vent., Cod. ID PR 2EA, w/EPB
	05-		F		23-0840			Ø 312,0 Th 25,0-22,0	Vent., Cod. ID PR 1LJ/LH/ZG
2.0 TDi Variant Eng.BVD/ BVE (90kW)	05-		F		22-0548-0		Ate	Th 20,0	
	05-		R		22-0806-0		Gir	Th 17,0	
	3/05-07		R		22-0553-0		Gir	Th 17,0	
	05-		F		23-0840			Ø 312,0 Th 25,0-22,0	Vent., Cod. ID PR 1LJ/LH/ZG
	05-		F		23-0851			Ø 345,0 Th 30,0-27,0	Vent., Cod. ID PR 1LK
	05-		R		23-0852			Ø 286,0 Th 12,0-10,0	Cod. ID PR 1KZ/1KV/1KJ, w/EPB
	05-		R		23-0889			Ø 310,0 Th 22,0-20,0	Vent., Cod. ID PR 2EA, w/EPB
	05-		F		23-0840			Ø 312,0 Th 25,0-22,0	Vent., Cod. ID PR 1LJ/LH/ZG
2.0 TDi, 4Motion Eng.BKP/ BMP/ CBAB (103kW)	3/05-		F		22-0548-0		Ate	Th 20,0	
	08-		R		22-0806-0		Gir	Th 17,0	
	3/05-07		R		22-0553-0		Gir	Th 17,0	
	05-		F		23-0840			Ø 312,0 Th 25,0-22,0	Vent., Cod. ID PR 1LJ/LH/ZG
	05-		F		23-0851			Ø 345,0 Th 30,0-27,0	Vent., Cod. ID PR 1LK
	05-		R		23-0852			Ø 286,0 Th 12,0-10,0	Cod. ID PR 1KZ/1KV/1KJ, w/EPB
	05-		R		23-0889			Ø 310,0 Th 22,0-20,0	Vent., Cod. ID PR 2EA, w/EPB
	05-		F		23-0840			Ø 312,0 Th 25,0-22,0	Vent., Cod. ID PR 1LJ/LH/ZG
2.0 TFSI Eng.AXX/ BPY/ BWA/ CAWB / CBFA / CCTA (147kW)	05-08		F		22-0549-2		Ate	Th 20,0	
	08-		F		22-0548-0		Ate	Th 20,0	
	08-		R		22-0806-0		Gir	Th 17,0	
	3/05-07		R		22-0553-0		Gir	Th 17,0	
	05-		F		23-0840			Ø 312,0 Th 25,0-22,0	Vent., Cod. ID PR 1LJ/LH/ZG
	05-		F		23-0851			Ø 345,0 Th 30,0-27,0	Vent., Cod. ID PR 1LK
	05-		R		23-0852			Ø 286,0 Th 12,0-10,0	Cod. ID PR 1KZ/1KV/1KJ, w/EPB
	05-		R		23-0889			Ø 310,0 Th 22,0-20,0	Vent., Cod. ID PR 2EA, w/EPB
3.2 FSi, 4Motion Eng.AXZ (184kW)	05-		F		22-0549-2		Ate	Th 20,0	
	08-		R		22-0806-0		Gir	Th 17,0	
	3/05-07		R		22-0553-0		Gir	Th 17,0	
	05-		F		23-0840			Ø 312,0 Th 25,0-22,0	Vent., Cod. ID PR 1LJ/LH/ZG
	05-		F		23-0851			Ø 345,0 Th 30,0-27,0	Vent., Cod. ID PR 1LK
	05-		R		23-0852			Ø 286,0 Th 12,0-10,0	Cod. ID PR 1KZ/1KV/1KJ, w/EPB
05-	R		23-0889			Ø 310,0 Th 22,0-20,0	Vent., Cod. ID PR 2EA, w/EPB		
3.6 FSi, 4Motion Eng.BLV (206kW)	05-		F		22-0549-2		Ate	Th 20,0	
	05-		R		22-0806-0		Gir	Th 17,0	
	05-		F		23-0840			Ø 312,0 Th 25,0-22,0	Vent., Cod. ID PR 1LJ/LH/ZG
	05-		F		23-0851			Ø 345,0 Th 30,0-27,0	Vent., Cod. ID PR 1LK
	05-		R		23-0852			Ø 286,0 Th 12,0-10,0	Cod. ID PR 1KZ/1KV/1KJ, w/EPB
	05-		R		23-0889			Ø 310,0 Th 22,0-20,0	Vent., Cod. ID PR 2EA, w/EPB







































		Spare Parts	F/R	L/R	METELLI ref.	METELLI ref. w/KIT		DIMENSIONS mm.	NOTE
3.6 V6 FSI Eng.BWS / BLV (220kW)	08-	F	F		22-0549-2		Ate	Th 20,0	
			R		22-0806-0		Gir	Th 17,0	
	08-	F	F		23-0840			Ø 312,0 Th 25,0-22,0	Vent., Cod. ID PR 1LJ/LH/ZG
			R		23-0851			Ø 345,0 Th 30,0-27,0	Vent., Cod. ID PR 1LK
		R	F		23-0852			Ø 286,0 Th 12,0-10,0	Cod. ID PR 1KZ/1KV/1KJ, w/EPB
			R		23-0889			Ø 310,0 Th 22,0-20,0	Vent., Cod. ID PR 2EA, w/EPB
<b>Passat VII Coupè 6/08-</b>									
1.8 TSi Eng.BZB (118kW)	08-	F	F		22-0548-0		Ate	Th 20,0	
			R		22-0806-0		Gir	Th 17,0	
	08-	F	F		23-0840			Ø 312,0 Th 25,0-22,0	Vent., Cod. ID PR 1LH/ 1ZG
			R		23-0851			Ø 345,0 Th 30,0-27,0	Vent., Cod. ID PR 1LK
		R	F		23-0852			Ø 286,0 Th 12,0-10,0	Cod. ID PR 1KU
			R		23-0889			Ø 310,0 Th 22,0-20,0	Vent., Cod. ID PR 2EA, w/EPB
2.0 BlueTDi Eng.CBAC (105kW)	09-	F	F		22-0548-0		Ate	Th 20,0	
			R		22-0806-0		Gir	Th 17,0	
	09-	F	F		23-0840			Ø 312,0 Th 25,0-22,0	Vent., Cod. ID PR 1LJ/LH/ZG
			R		23-0851			Ø 345,0 Th 30,0-27,0	Vent., Cod. ID PR 1LK
		R	F		23-0852			Ø 286,0 Th 12,0-10,0	Cod. ID PR 1KZ/1KV/1KJ, w/EPB
			R		23-0889			Ø 310,0 Th 22,0-20,0	Vent., Cod. ID PR 2EA, w/EPB
2.0 TDi Eng.CBAA (100kW)	08-	F	F		22-0548-0		Ate	Th 20,0	
			R		22-0806-0		Gir	Th 17,0	
	08-	F	F		23-0840			Ø 312,0 Th 25,0-22,0	Vent., Cod. ID PR 1LH/ 1ZG
			R		23-0851			Ø 345,0 Th 30,0-27,0	Vent., Cod. ID PR 1LK
		R	F		23-0852			Ø 286,0 Th 12,0-10,0	Cod. ID PR 1KU
			R		23-0889			Ø 310,0 Th 22,0-20,0	Vent., Cod. ID PR 2EA, w/EPB
2.0 TDi Eng.CBBB (125kW)	08-	F	F		22-0548-0		Ate	Th 20,0	
			R		22-0806-0		Gir	Th 17,0	
	08-	F	F		23-0840			Ø 312,0 Th 25,0-22,0	Vent., Cod. ID PR 1LH/ 1ZG
			R		23-0851			Ø 345,0 Th 30,0-27,0	Vent., Cod. ID PR 1LK
		R	F		23-0852			Ø 286,0 Th 12,0-10,0	Cod. ID PR 1KU
			R		23-0889			Ø 310,0 Th 22,0-20,0	Vent., Cod. ID PR 2EA, w/EPB
2.0 TDi , 4Motion Eng.CBAB (103kW)	08-	F	F		22-0548-0		Ate	Th 20,0	
			R		22-0806-0		Gir	Th 17,0	
	08-	F	F		23-0840			Ø 312,0 Th 25,0-22,0	Vent., Cod. ID PR 1LH/ 1ZG
			R		23-0851			Ø 345,0 Th 30,0-27,0	Vent., Cod. ID PR 1LK
		R	F		23-0852			Ø 286,0 Th 12,0-10,0	Cod. ID PR 1KU
			R		23-0889			Ø 310,0 Th 22,0-20,0	Vent., Cod. ID PR 2EA, w/EPB
2.0 TSi Eng.CAWB / CCTA (147kW)	08-	F	F		22-0548-0		Ate	Th 20,0	
			R		22-0806-0		Gir	Th 17,0	
	08-	F	F		23-0840			Ø 312,0 Th 25,0-22,0	Vent., Cod. ID PR 1LH/ 1ZG
			R		23-0851			Ø 345,0 Th 30,0-27,0	Vent., Cod. ID PR 1LK
		R	F		23-0852			Ø 286,0 Th 12,0-10,0	Cod. ID PR 1KU
			R		23-0889			Ø 310,0 Th 22,0-20,0	Vent., Cod. ID PR 2EA, w/EPB
3.6 FSI V6 Eng.BWS / BLV (220kW)	08-	F	F		22-0549-2		Ate	Th 20,0	
			R		22-0806-0		Gir	Th 17,0	
	08-	F	F		23-0840			Ø 312,0 Th 25,0-22,0	Vent., Cod. ID PR 1LH/ 1ZG
			R		23-0851			Ø 345,0 Th 30,0-27,0	Vent., Cod. ID PR 1LK
		R	F		23-0852			Ø 286,0 Th 12,0-10,0	Cod. ID PR 1KU
			R		23-0889			Ø 310,0 Th 22,0-20,0	Vent., Cod. ID PR 2EA, w/EPB
<b>Phaeton (3D2) 4/02-</b>									
3.0 V6 TDi 4motion Eng.BMK (165kW)	9/04-	F	F		22-0662-0		Ate	Th 20,5	
	9/04-		R		22-0554-1		Gir	Th 17,5	
3.2 V6, 4motion Eng.AYT/ BKL/ BRK (177kW)	-04	F	F		22-0774-1		Gir	Th 18,0	
			04-	F		22-0662-0		Ate	Th 20,5
	2/04-	R	F		22-0554-1		Gir	Th 17,5	
			04-	F		23-0737C			Ø 323,0 Th 30,0-28,0
4.2 V8 4motion Eng.BGH/ BGJ (246kW)	-04	F	F		22-0774-1		Gir	Th 18,0	
	04-		F		22-0662-0		Ate	Th 20,5	
	5/03-		R		22-0554-1		Gir	Th 17,5	
5.0 V10 TDi 4motion Eng.AJS (230kW)	11/02-	F	F		22-0662-0		Ate	Th 20,5	
	11/02-		R		22-0554-1		Gir	Th 17,5	
	02-	F		23-0737C			Ø 323,0 Th 30,0-28,0	Ch -3DZ3004275, Vent., (Coated), Cod. ID PR 1LX	






























































		Spare Parts	F/R	L/R	METELLI ref.	METELLI ref. w/KIT		DIMENSIONS mm.	NOTE
6.0 W12 4motion Eng.BAN (309kW)	4/02-		R		22-0554-1		Gir	Th 17,5	
	02-		F		23-0737C			Ø 323,0 Th 30,0-28,0	Ch -3DZ3004275, Vent., (Coated), Cod. ID PR 1LX
6.0 W12 4motion Eng.BRN (331kW)	8/07-		R		22-0554-1		Gir	Th 17,5	
<b>Polo I (86) 3/75-9/81</b>									
0.9 Eng.HA (29kW)	9/75-9/81		F		22-0010-0		Ate	Th 15,0	
	75-81		F		23-0055			Ø 239,0 Th 8,0-7,0	
	9/75-9/81		R		53-0465		Vag	180,0x31	Hand Brake
	75-81		R		18-0191	18-0191K		Ø 180,0	
	75-81		R		51-0031		Bdx	Ø 17,46 180,0x30	VAG
1.1 Eng.HB (37kW)	3/75-9/81		F		22-0010-0		Ate	Th 15,0	
	75-81		F		23-0055			Ø 239,0 Th 8,0-7,0	
	3/75-9/81		R		53-0465		Vag	180,0x31	Hand Brake
	75-81		R		18-0191	18-0191K		Ø 180,0	
	75-81		R		51-0031		Bdx	Ø 17,46 180,0x30	VAG
1.1 Eng.HC (44kW)	3/75-9/81		F		22-0010-0		Ate	Th 15,0	
	75-81		F		23-0055			Ø 239,0 Th 8,0-7,0	
	3/75-9/81		R		53-0465		Vag	180,0x31	Hand Brake
	75-81		R		18-0191	18-0191K		Ø 180,0	
	75-81		R		51-0031		Bdx	Ø 17,46 180,0x30	VAG
1.3 Eng.HH (44kW)	12/76-9/81		F		22-0010-0		Ate	Th 15,0	
	76-81		F		23-0055			Ø 239,0 Th 8,0-7,0	
	12/76-9/81		R		53-0465		Vag	180,0x31	Hand Brake
	76-81		R		18-0191	18-0191K		Ø 180,0	
	76-81		R		51-0031		Bdx	Ø 17,46 180,0x30	VAG
<b>Polo II (86C, 80), Classic, Coupé 10/81-9/94</b>									
0.9 (Exc. Classic) Eng.HA (29kW)	10/81-12/81		F		22-0010-0		Ate	Th 15,0	
1.0 Eng.GL (29kW)	-85		F		22-0010-0		Ate	Th 15,0	
	85-		F		22-0047-0	22-0047-0K	K.H.	Th 17,5	
	81-86		F		23-0054			Ø 239,0 Th 10,0-8,0	
	10/81-10/86		R		53-0465		Vag	180,0x31	Hand Brake
	81-86		R		18-0191	18-0191K		Ø 180,0	
1.0, Kat Eng.AAK/ AAU/ ACM/ HZ (33-37kW)	81-86		R		51-0045		Ate	Ø 15,87 180,0x30	VAG
	-90		F		22-0047-0	22-0047-0K	K.H.	Th 17,5	
	90-		F		22-0045-2	22-0045-2K	K.H.	Th 17,0	
	86-94		F		23-0054			Ø 239,0 Th 10,0-8,0	
	11/86-9/94		R		53-0465		Vag	180,0x31	Hand Brake
1.1 (Exc. Classic) Eng.HB (37kW)	86-94		R		18-0191	18-0191K		Ø 180,0	
	86-9/94		R		51-0045		Ate	Ø 15,87 180,0x30	VAG
	-85		F		22-0010-0		Ate	Th 15,0	
	85-		F		22-0047-0	22-0047-0K	K.H.	Th 17,5	
	81-89		F		23-0054			Ø 239,0 Th 10,0-8,0	
1.3 Eng.3F (57kW)	10/81-9/89		R		53-0465		Vag	180,0x31	Hand Brake
	10/81-		R		18-0191	18-0191K		Ø 180,0	Ch -F127903
	81-89		R		51-0045		Ate	Ø 15,87 180,0x30	VAG
	91-94		F		22-0045-2	22-0045-2K	K.H.	Th 17,0	
	91-94		F		23-0054			Ø 239,0 Th 10,0-8,0	
1.3 Eng.HW (37kW)	3/91-9/94		R		53-0465		Vag	180,0x31	Hand Brake
	91-94		R		18-0191	18-0191K		Ø 180,0	
	91-9/94		R		51-0045		Ate	Ø 15,87 180,0x30	VAG
	8/83-7/85		F		22-0010-0		Ate	Th 15,0	
	8/83-7/85		R		53-0465		Vag	180,0x31	Hand Brake
1.3 (Exc. Classic) Eng.HH (44kW)	10/81-7/83		F		22-0010-0		Ate	Th 15,0	
	81-83		F		23-0054			Ø 239,0 Th 10,0-8,0	
	10/81-7/83		R		53-0465		Vag	180,0x31	Hand Brake
	81-83		R		18-0191	18-0191K		Ø 180,0	
	81-83		R		51-0045		Ate	Ø 15,87 180,0x30	VAG
1.3 (Exc. Coupé) Eng.HJ (43kW)	10/81-7/82		F		22-0010-0		Ate	Th 15,0	
	81-82		F		23-0054			Ø 239,0 Th 10,0-8,0	
	10/81-7/82		R		53-0465		Vag	180,0x31	Hand Brake
	81-82		R		18-0191	18-0191K		Ø 180,0	
	81-82		R		51-0045		Ate	Ø 15,87 180,0x30	VAG
1.3 D Eng.MN (33kW)	8/86-7/90		F		22-0047-0	22-0047-0K	K.H.	Th 17,5	
	86-90		F		23-0054			Ø 239,0 Th 10,0-8,0	
	8/86-7/90		R		53-0465		Vag	180,0x31	Hand Brake
	-90		R		18-0191	18-0191K		Ø 180,0	Ch F127904-
	86-90		R		51-0045		Ate	Ø 15,87 180,0x30	VAG







































		Spare Parts	F/R	L/R	METELLI ref.	METELLI ref. w/KIT		DIMENSIONS mm.	NOTE
1.3 G40 (Exc. Classic) Eng.PY (83kW)	1/87-9/94		F		22-0045-0	22-0045-0K	K.H.	Th 15,0	
	87-94		F		23-0170			Ø 239,0 Th 20,0-18,0	Vent.
	1/87-9/94		R		53-0465		Vag	180,0x31	Hand Brake
	-94		R		18-0191	18-0191K		Ø 180,0	Ch F127904-
	87-9/94		R		51-0045		Ate	Ø 15,87 180,0x30	VAG
1.3, Kat Eng.2G/ AAV/ HK/ MH/ NZ (40kW)	-85		F		22-0010-0		Ate	Th 15,0	
	85-90		F		22-0047-0	22-0047-0K	K.H.	Th 17,5	
	90-		F		22-0045-2	22-0045-2K	K.H.	Th 17,0	
	83-94		F		23-0054			Ø 239,0 Th 10,0-8,0	
	8/83-9/94		R		53-0465		Vag	180,0x31	Hand Brake
	83-94		R		18-0191	18-0191K		Ø 180,0	
1.3, Kat (Exc. Classic) Eng.3F/ GK (55kW)	83-9/94		R		51-0045		Ate	Ø 15,87 180,0x30	VAG
	-90		F		22-0047-0	22-0047-0K	K.H.	Th 17,5	
	90-		F		22-0045-2	22-0045-2K	K.H.	Th 17,0	
	89-94		F		23-0054			Ø 239,0 Th 10,0-8,0	
	10/89-9/94		R		53-0465		Vag	180,0x31	Hand Brake
	89-94		R		18-0191	18-0191K		Ø 180,0	
1.4 D Eng.1W (35kW)	89-9/94		R		51-0045		Ate	Ø 15,87 180,0x30	VAG
	8/90-9/94		F		22-0045-2	22-0045-2K	K.H.	Th 17,0	
	90-94		F		23-0054			Ø 239,0 Th 10,0-8,0	
	8/90-9/94		R		53-0465		Vag	180,0x31	Hand Brake
	-94		R		18-0191	18-0191K		Ø 180,0	Ch F127904-
90-9/94		R		51-0045		Ate	Ø 15,87 180,0x30	VAG	
<b>Polo III (6N1) 10/94-10/99</b>									
1.0 Eng.AER/ ALL (37kW)	9/96-10/99		F		22-0206-0		Ate	Th 17,0	
	96-99		F		23-0372			Ø 239,0 Th 18,0-16,0	Vent.
	9/96-10/99		R		53-0465		Vag	180,0x31	Hand Brake
	9/96-10/99		R		53-0468		Vag	200,0x40	Hand Brake
				R	18-0219			Ø 200,0	Ch 6NZXY420001-
	96-		R		18-0191	18-0191K		Ø 180,0	Ch -6NZXY227489, -ABS
	96-		R		18-0202	18-0202K		Ø 200,0	Ch -6NZXY227489, +ABS
	96-99		R		51-0031		Bdx	Ø 17,46 180,0x30	VAG
1.0 Eng.AEV (33kW)	10/94-9/96		F		22-0045-2	22-0045-2K	K.H.	Th 17,0	
	94-		F		23-0371			Ø 239,0 Th 10,0-8,0	Ch -6NZSY087410
	-96		F		23-0372			Ø 239,0 Th 18,0-16,0	Ch 6NZSY087411-, Vent.
	10/94-9/96		R		53-0465		Vag	180,0x31	Hand Brake
	10/94-9/96		R		53-0468		Vag	200,0x40	Hand Brake
			R		18-0219			Ø 200,0	Ch 6NZXY420001-
	94-		R		18-0191	18-0191K		Ø 180,0	Ch -6NZXY227489, -ABS
	94-		R		18-0202	18-0202K		Ø 200,0	Ch -6NZXY227489, +ABS
94-		R		51-0031		Bdx	Ø 17,46 180,0x30	VAG	
1.3 Eng.ADX (40kW)	10/94-7/95		F		22-0045-2	22-0045-2K	K.H.	Th 17,0	
	94-		F		23-0371			Ø 239,0 Th 10,0-8,0	Ch -6NZSY087410
	-95		F		23-0372			Ø 239,0 Th 18,0-16,0	Ch 6NZSY087411-, Vent.
	10/94-7/95		R		53-0465		Vag	180,0x31	Hand Brake
	10/94-7/95		R		53-0468		Vag	200,0x40	Hand Brake
	94-95		R		18-0191	18-0191K		Ø 180,0	-ABS
	94-		R		51-0084		Ate	Ø 17,46 200,0x40	VAG, +ABS
1.4 Eng.AEX/ AKV/ ANX/ APQ (40-44kW)	-96		F		22-0045-2	22-0045-2K	K.H.	Th 17,0	
	96-		F		22-0206-0		Ate	Th 17,0	
	95-99		F		23-0372			Ø 239,0 Th 18,0-16,0	Vent.
	7/95-10/99		R		53-0465		Vag	180,0x31	Hand Brake
	7/95-10/99		R		53-0468		Vag	200,0x40	Hand Brake
			R		18-0219			Ø 200,0	Ch 6NZXY420001-
	7/95-		R		18-0191	18-0191K		Ø 180,0	Ch -6NZXY227489, Exc. Germany, -ABS
7/95-		R		18-0202	18-0202K		Ø 200,0	Ch -6NZXY227489, Exc. Germany, +ABS	
1.4 16v Eng.AFH (74kW)	4/96-10/99		F		22-0215-1		Gir	Th 16,0	
	4/96-10/99		R		22-0100-0		Gir	Th 15,0	
	96-99		F		23-0230			Ø 256,0 Th 20,0-18,0	Vent.
	96-99		R		23-0117			Ø 226,0 Th 10,0-8,0	
	4/96-10/99		R		53-0465		Vag	180,0x31	Hand Brake
	4/96-10/99		R		53-0468		Vag	200,0x40	Hand Brake
			R		18-0219			Ø 200,0	Ch 6NZXY420001-, Exc. Germany
	96-		R		18-0191	18-0191K		Ø 180,0	Ch -6NZXY227489, Exc. Germany, -ABS
	96-		R		18-0202	18-0202K		Ø 200,0	Ch -6NZXY227489, Exc. Germany, +ABS
	96-99		R		51-0084		Ate	Ø 17,46 200,0x40	VAG, +ABS
	96-99		R		51-0031		Bdx	Ø 17,46 180,0x30	VAG





























		Spare Parts	F/R	L/R	METELLI ref.	METELLI ref. w/KIT		DIMENSIONS mm.	NOTE
1.6 Eng.AEA/ AEE/ AHS (55kW)	-96		F		22-0045-2	22-0045-2K	K.H.	Th 17,0	
	96-		F		22-0206-0		Ate	Th 17,0	
	94-		F		23-0371			Ø 239,0 Th 10,0-8,0	Ch -6NZSY087410
	-99		F		23-0372			Ø 239,0 Th 18,0-16,0	Ch 6NZSY087411-, Vent.
	10/94-10/99		R		53-0465		Vag	180,0x31	Hand Brake
	10/94-10/99		R		53-0468		Vag	200,0x40	Hand Brake
	94-99		R		18-0191	18-0191K		Ø 180,0	-ABS
	94-99		R		18-0202	18-0202K		Ø 200,0	+ABS
	94-99		R		51-0084		Ate	Ø 17,46 200,0x40	VAG, +ABS
	94-99		R		51-0031		Bdx	Ø 17,46 180,0x30	VAG
1.6 16v GTI Eng.AJV (88kW)	9/98-10/99		F		22-0215-1		Gir	Th 16,0	
	9/98-9/99		F		23-0529			Ø 256,0 Th 25,0-23,0	Vent.
	9/98-9/99		R		23-0117			Ø 226,0 Th 10,0-8,0	
1.7 SDi Eng.AHG (42kW)	4/97-10/99		F		22-0206-0		Ate	Th 17,0	
	97-99		F		23-0372			Ø 239,0 Th 18,0-16,0	Vent.
	4/97-10/99		R		53-0465		Vag	180,0x31	Hand Brake
	4/97-10/99		R		53-0468		Vag	200,0x40	Hand Brake
	97-		R		18-0191	18-0191K		Ø 180,0	Ch -6NZXY227489, -ABS
	97-		R		18-0202	18-0202K		Ø 200,0	Ch -6NZXY227489, +ABS
	-99		R		18-0219			Ø 200,0	Ch 6NZXY420001-
	97-99		R		51-0084		Ate	Ø 17,46 200,0x40	VAG, +ABS
	97-99		R		51-0031		Bdx	Ø 17,46 180,0x30	VAG, -ABS
	1.7 SDi Eng.AKU (44kW)	8/97-10/99		F		22-0206-0		Ate	Th 17,0
97-99			F		23-0372			Ø 239,0 Th 18,0-16,0	Vent.
8/97-10/99			R		53-0465		Vag	180,0x31	Hand Brake
8/97-10/99			R		53-0468		Vag	200,0x40	Hand Brake
			R		18-0219			Ø 200,0	Ch 6NZXY420001-
97-			R		18-0191	18-0191K		Ø 180,0	Ch -6NZXY227489, -ABS
97-			R		18-0202	18-0202K		Ø 200,0	Ch -6NZXY227489, +ABS
97-99			R		51-0084		Ate	Ø 17,46 200,0x40	VAG, +ABS
97-99			R		51-0031		Bdx	Ø 17,46 180,0x30	VAG, -ABS
1.9 D Eng.AEF (47kW)		-96		F		22-0045-2	22-0045-2K	K.H.	Th 17,0
	96-		F		22-0206-0		Ate	Th 17,0	
	94-		F		23-0371			Ø 239,0 Th 10,0-8,0	Ch -6NZSY087410
	-99		F		23-0372			Ø 239,0 Th 18,0-16,0	Ch 6NZSY087411-, Vent.
	10/94-10/99		R		53-0465		Vag	180,0x31	Hand Brake
	10/94-10/99		R		53-0468		Vag	200,0x40	Hand Brake
			R		18-0219			Ø 200,0	Ch 6NZXY420001-
	94-		R		18-0191	18-0191K		Ø 180,0	Ch -6NZXY227489, -ABS
	94-		R		18-0202	18-0202K		Ø 200,0	Ch -6NZXY227489, +ABS
	94-99		R		51-0084		Ate	Ø 17,46 200,0x40	VAG, +ABS
94-99		R		51-0031		Bdx	Ø 17,46 180,0x30	VAG	
1.9 SDi Eng.AGD (47kW)	96-		F		22-0206-0		Ate	Th 17,0	
	96-		F		23-0371			Ø 239,0 Th 10,0-8,0	Ch -6NZSY087410
	-99		F		23-0372			Ø 239,0 Th 18,0-16,0	Ch 6NZSY087411-, Vent.
	7/96-10/99		R		53-0465		Vag	180,0x31	Hand Brake
	7/96-10/99		R		53-0468		Vag	200,0x40	Hand Brake
			R		18-0219			Ø 200,0	Ch 6NZXY420001-
	96-		R		18-0191	18-0191K		Ø 180,0	Ch -6NZXY227489, -ABS
	96-		R		18-0202	18-0202K		Ø 200,0	Ch -6NZXY227489, +ABS
	96-99		R		51-0084		Ate	Ø 17,46 200,0x40	VAG, +ABS
	96-99		R		51-0031		Bdx	Ø 17,46 180,0x30	VAG
<b>Polo III-IV (6KV2) Classic 11/95-9/01</b>									
1.4 Eng.AEX/ AKV/ ANX/ APQ (40-44kW)	-01		F		23-0170			Ø 239,0 Th 20,0-18,0	Ch 6KZV022629-, Vent.
	95-		F		23-0054			Ø 239,0 Th 10,0-8,0	Ch -6KZV022628, -ABS
	95-		F		23-0053			Ø 239,0 Th 12,0-10,0	Ch -6KZV022628, +ABS
	95-99		R		18-0191	18-0191K		Ø 180,0	-ABS
	95-99		R		18-0202	18-0202K		Ø 200,0	+ABS
	99-01		R		18-0219			Ø 200,0	
	95-01		R		51-0084		Ate	Ø 17,46 200,0x40	VAG, +ABS
1.4 Eng.AKK/ AUD (44kW)	95-01		R		51-0031		Bdx	Ø 17,46 180,0x30	VAG, -ABS
	-01		F		23-0170			Ø 239,0 Th 20,0-18,0	Ch 6KZV022629-, Vent.
	95-		F		23-0054			Ø 239,0 Th 10,0-8,0	Ch -6KZV022628, -ABS
	95-		F		23-0053			Ø 239,0 Th 12,0-10,0	Ch -6KZV022628, +ABS
	95-99		R		18-0191	18-0191K		Ø 180,0	-ABS
	95-99		R		18-0202	18-0202K		Ø 200,0	+ABS
99-01		R		18-0219			Ø 200,0		




		Spare Parts	F/R	L/R	METELLI ref.	METELLI ref. w/KIT		DIMENSIONS mm.	NOTE
1.4 Eng.AKK/ AUD (44kW)	95-01		R		51-0084		Ate	Ø 17,46 200,0x40	VAG, +ABS
	95-01		R		51-0031		Bdx	Ø 17,46 180,0x30	VAG, -ABS
1.4 Eng.ANW (44kW)	-01		F		23-0170			Ø 239,0 Th 20,0-18,0	Ch 6KZV022629-, Vent.
	95-		F		23-0054			Ø 239,0 Th 10,0-8,0	Ch -6KZV022628, -ABS
	95-		F		23-0053			Ø 239,0 Th 12,0-10,0	Ch -6KZV022628, +ABS
	95-99		R		18-0191	18-0191K		Ø 180,0	-ABS
	95-99		R		18-0202	18-0202K		Ø 200,0	+ABS
	99-01		R		18-0219			Ø 200,0	
1.4 16v Eng.AHW/ AKQ/ APE/ AUA (55kW)	95-01		R		51-0084		Ate	Ø 17,46 200,0x40	VAG, +ABS
	95-01		R		51-0031		Bdx	Ø 17,46 180,0x30	VAG, -ABS
	99-01		F		23-0372			Ø 239,0 Th 18,0-16,0	Vent., -ABS
	99-01		F		23-0230			Ø 256,0 Th 20,0-18,0	Vent., +ABS
	99-01		R		23-0528			Ø 232,0 Th 9,0-7,0	+ABS
	99-		R		18-0219			Ø 200,0	Ch 6NZXY420001-, -ABS
1.6 Eng.1F (53-55kW)	99-		R		18-0202	18-0202K		Ø 200,0	Ch -6NZXY227489, -ABS
	95-		F		23-0170			Ø 239,0 Th 20,0-18,0	Ch 6KZV022629-, Vent.
	95-		F		23-0053			Ø 239,0 Th 12,0-10,0	Ch -6KZV022628
	95-99		R		18-0191	18-0191K		Ø 180,0	-ABS
	95-99		R		18-0202	18-0202K		Ø 200,0	+ABS
	99-01		R		18-0219			Ø 200,0	
1.6 Eng.AEE/ ALM (55kW)	95-01		R		51-0084		Ate	Ø 17,46 200,0x40	VAG, +ABS
	95-		F		23-0170			Ø 239,0 Th 20,0-18,0	Ch 6KZV022629-, Vent.
	95-		F		23-0053			Ø 239,0 Th 12,0-10,0	Ch -6KZV022628
	95-99		R		18-0191	18-0191K		Ø 180,0	-ABS
	95-99		R		18-0202	18-0202K		Ø 200,0	+ABS
	99-01		R		18-0219			Ø 200,0	
1.6 Eng.AEH/ AKL/ APF/ AUR (74kW)	95-01		R		51-0084		Ate	Ø 17,46 200,0x40	VAG, +ABS
	95-01		F		23-0230			Ø 256,0 Th 20,0-18,0	Vent.
	95-99		R		18-0202	18-0202K		Ø 200,0	
	99-01		R		18-0219			Ø 200,0	
1.6 Eng.AFT (74kW)	95-01		R		51-0084		Ate	Ø 17,46 200,0x40	VAG, +ABS
	95-01		F		23-0230			Ø 256,0 Th 20,0-18,0	Vent.
	95-99		R		18-0202	18-0202K		Ø 200,0	
	99-01		R		18-0219			Ø 200,0	
1.7 SDi Eng.AKW (42kW)	95-01		R		51-0084		Ate	Ø 17,46 200,0x40	VAG, +ABS
	95-01		F		23-0170			Ø 239,0 Th 20,0-18,0	Ch 6KZV022629-, Vent.
	97-		F		23-0053			Ø 239,0 Th 12,0-10,0	Ch -6KZV022628
	10/99-01		R		18-0219			Ø 200,0	
1.8 Eng.ADD/ ADZ (66kW)	97-9/99		R		18-0202	18-0202K		Ø 200,0	
	97-01		F		23-0230			Ø 256,0 Th 20,0-18,0	Vent.
	97-99		R		18-0202	18-0202K		Ø 200,0	
1.9 D Eng.1Y/ AEY (47-50kW)	99-01		R		18-0219			Ø 200,0	
	99-01		R		51-0084		Ate	Ø 17,46 200,0x40	VAG, +ABS
	99-01		F		23-0170			Ø 239,0 Th 20,0-18,0	Ch 6KZV022629-, Vent.
	99-01		F		23-0053			Ø 239,0 Th 12,0-10,0	Ch -6KZV022628
1.9 SDi Eng.AGP/ AQM (50kW)	12/95-99		R		18-0202	18-0202K		Ø 200,0	
	99-01		R		18-0219			Ø 200,0	
	99-01		R		51-0084		Ate	Ø 17,46 200,0x40	VAG, +ABS
1.9 TDi Eng.AFN/ ASV (81kW)	99-01		F		23-0230			Ø 256,0 Th 20,0-18,0	Vent.
	99-01		R		18-0202	18-0202K		Ø 200,0	
	99-01		R		18-0219			Ø 200,0	
	99-01		R		51-0084		Ate	Ø 17,46 200,0x40	VAG, +ABS
1.9 TDi Eng.AGR/ AHU/ ALH/ ALE (66kW)	98-01		F		23-0230			Ø 256,0 Th 20,0-18,0	Vent.
	98-99		R		23-0117			Ø 226,0 Th 10,0-8,0	
	99-01		R		23-0528			Ø 232,0 Th 9,0-7,0	
2.0 Eng.ADC (85kW)	96-01		F		23-0230			Ø 256,0 Th 20,0-18,0	Vent.
	96-99		R		18-0202	18-0202K		Ø 200,0	
	99-01		R		18-0219			Ø 200,0	
Polo IV (6KV5) Variant 5/97-9/01	96-01		R		51-0084		Ate	Ø 17,46 200,0x40	VAG, +ABS
	3/99-9/99		R		18-0202	18-0202K		Ø 200,0	
	99-01		F		23-0230			Ø 256,0 Th 20,0-18,0	Vent.
1.4 Eng.AEX/ AKV/ ANX/ APQ (44kW)	5/97-9/01		F		22-0206-2		Ate	Th 15,0	Vent.
	-99		F		22-0206-1		Ate	Th 19,5	
	-01		F		23-0170			Ø 239,0 Th 20,0-18,0	Ch 6KZV022629-, Vent.
	97-		F		23-0054			Ø 239,0 Th 10,0-8,0	Ch -6KZV022628, -ABS
	97-		F		23-0053			Ø 239,0 Th 12,0-10,0	Ch -6KZV022628, +ABS































		Spare Parts	F/R	L/R	METELLI ref.	METELLI ref. w/KIT		DIMENSIONS mm.	NOTE
1.4 Eng.AEX/ AKV/ ANX/ APQ (44kW)	5/97-9/01		R		53-0468		Vag	200,0x40	Hand Brake
	97-01		R		18-0219			Ø 200,0	
	97-01		R		51-0085		Ate	Ø 19,05 200,0x40	VAG
1.4 Eng.AKK/ AUD (44kW)	5/97-9/01		F		22-0206-2		Ate	Th 15,0	Vent.
	-99		F		22-0206-1		Ate	Th 19,5	
	-01		F		23-0170			Ø 239,0 Th 20,0-18,0	Ch 6KZV022629-, Vent.
	97-		F		23-0054			Ø 239,0 Th 10,0-8,0	Ch -6KZV022628, -ABS
	97-		F		23-0053			Ø 239,0 Th 12,0-10,0	Ch -6KZV022628, +ABS
	5/97-9/01		R		53-0468		Vag	200,0x40	Hand Brake
	97-01		R		18-0219			Ø 200,0	
1.4 Eng.AKP (40kW)	97-01		R		51-0085		Ate	Ø 19,05 200,0x40	VAG
	-01		F		23-0170			Ø 239,0 Th 20,0-18,0	Ch 6KZV022629-, Vent.
	99-		F		23-0054			Ø 239,0 Th 10,0-8,0	Ch -6KZV022628, -ABS
	99-		F		23-0053			Ø 239,0 Th 12,0-10,0	Ch -6KZV022628, +ABS
	10/99-9/01		R		53-0468		Vag	200,0x40	Hand Brake
	99-01		R		18-0219			Ø 200,0	
1.4 Eng.ANW (44kW)	99-01		R		51-0085		Ate	Ø 19,05 200,0x40	VAG
	5/97-9/01		F		22-0206-2		Ate	Th 15,0	Vent.
	-99		F		22-0206-1		Ate	Th 19,5	
	-01		F		23-0170			Ø 239,0 Th 20,0-18,0	Ch 6KZV022629-, Vent.
	97-		F		23-0054			Ø 239,0 Th 10,0-8,0	Ch -6KZV022628, -ABS
	97-		F		23-0053			Ø 239,0 Th 12,0-10,0	Ch -6KZV022628, +ABS
	5/97-9/01		R		53-0468		Vag	200,0x40	Hand Brake
1.4 16v Eng.AHW/ AKQ/ APE/ AUA (55kW)	97-01		R		18-0219		Ate	Ø 200,0	
	97-01		R		51-0085		Ate	Ø 19,05 200,0x40	VAG
	10/99-9/01		F		22-0206-2		Ate	Th 15,0	
	99-01		F		23-0372			Ø 239,0 Th 18,0-16,0	Vent., -ABS
	99-01		F		23-0230			Ø 256,0 Th 20,0-18,0	Vent., +ABS
	99-01		R		23-0528			Ø 232,0 Th 9,0-7,0	+ABS
1.6 Eng.AEE/ ALM (55kW)	10/99-9/01		R		53-0468		Vag	200,0x40	Hand Brake
	99-01		R		18-0219			Ø 200,0	Ch 6NZXY420001-, -ABS
	-99		F		22-0206-2		Ate	Th 15,0	Vent.
	-99		F		22-0206-1		Ate	Th 19,5	
	97-		F		23-0170			Ø 239,0 Th 20,0-18,0	Ch 6KZV022629-, Vent.
	97-		F		23-0053			Ø 239,0 Th 12,0-10,0	Ch -6KZV022628
	5/97-9/01		R		53-0468		Vag	200,0x40	Hand Brake
1.6 Eng.AEH/ AKL/ APF/ AUR (74kW)	97-99		R		18-0202	18-0202K		Ø 200,0	
	99-01		R		18-0219			Ø 200,0	
	97-01		R		51-0085		Ate	Ø 19,05 200,0x40	VAG
	10/99-9/01		F		22-0215-1		Gir	Th 16,0	+/-ABS
	-99		R		22-0100-0		Gir	Th 15,0	
	99-01		R		22-0100-1		Gir	Th 17,0	+ABS
	99-01		F		23-0230			Ø 256,0 Th 20,0-18,0	Vent.
1.7 SDi Eng.AKU/ AKW (44kW)	10/99-9/01		R		53-0468		Vag	200,0x40	Hand Brake
	99-01		R		18-0219			Ø 200,0	
	99-01		R		51-0085		Ate	Ø 19,05 200,0x40	VAG
	99-01		R		51-0085		Ate	Ø 19,05 200,0x40	VAG
1.9 SDi Eng.AEY (47kW)	10/99-9/01		F		23-0170			Ø 239,0 Th 20,0-18,0	Ch 6KZV022629-, Vent.
	99-01		F		23-0053			Ø 239,0 Th 12,0-10,0	Ch -6KZV022628
	99-01		R		18-0219			Ø 200,0	
	10/99-9/01		F		22-0206-2		Ate	Th 15,0	Vent.
	-99		F		22-0206-1		Ate	Th 19,5	
	99-		F		23-0170			Ø 239,0 Th 20,0-18,0	Ch 6KZV022629-, Vent.
1.9 SDi Eng.AGD/ ASX (47kW)	99-		F		23-0053			Ø 239,0 Th 12,0-10,0	Ch -6KZV022628
	10/99-9/01		R		53-0468		Vag	200,0x40	Hand Brake
	99-		R		18-0219			Ø 200,0	
	99-01		R		51-0085		Ate	Ø 19,05 200,0x40	VAG
	10/99-9/01		F		22-0206-2		Ate	Th 15,0	Vent.
	-99		F		22-0206-1		Ate	Th 19,5	
	99-		F		23-0170			Ø 239,0 Th 20,0-18,0	Ch 6KZV022629-, Vent.
1.9 SDi Eng.AGP/ AQM (50kW)	99-		F		23-0053			Ø 239,0 Th 12,0-10,0	Ch -6KZV022628
	8/99-9/01		R		53-0468		Vag	200,0x40	Hand Brake
	99-		R		18-0219			Ø 200,0	
	99-		R		18-0219			Ø 200,0	



































































		Spare Parts	F/R	L/R	METELLI ref.	METELLI ref. w/KIT		DIMENSIONS mm.	NOTE
1.9 SDi Eng.AGP/ AQM (50kW)	99-01		R		51-0085		Ate	Ø 19,05 200,0x40	VAG
1.9 TDi Eng.AFN/ ASV (81kW)	6/98-9/01		F		22-0215-1		Gir	Th 16,0	+/-ABS
	98-01		R		22-0100-1		Gir	Th 17,0	+ABS
	-99		R		22-0100-0		Gir	Th 15,0	
	98-01		F		23-0230			Ø 256,0 Th 20,0-18,0	Vent.
	98-01		R		23-0528			Ø 232,0 Th 9,0-7,0	
	6/98-9/01		R		53-0468		Vag	200,0x40	Hand Brake
1.9 TDi Eng.AGR/ AHU/ ALH/ ALE (66kW)	5/97-9/01		F		22-0215-1		Gir	Th 16,0	+/-ABS
	97-01		R		22-0100-1		Gir	Th 17,0	+ABS
	-99		R		22-0100-0		Gir	Th 15,0	
	97-01		F		23-0230			Ø 256,0 Th 20,0-18,0	Vent.
	5/97-9/01		R		53-0468		Vag	200,0x40	Hand Brake
	97-99		R		18-0202	18-0202K		Ø 200,0	
	99-01		R		18-0219			Ø 200,0	
	97-01		R		51-0085		Ate	Ø 19,05 200,0x40	VAG
<b>Polo IV (6N2) 10/99-9/01</b>									
1.0 Eng.ALD/ ALL/ ANV/ AUC (37kW)	10/99-9/01		F		22-0206-0		Ate	Th 17,0	
	99-01		F		23-0372			Ø 239,0 Th 18,0-16,0	Vent.
			R		18-0219			Ø 200,0	Ch 6NZXY420001-
	99-99		R		18-0191	18-0191K		Ø 180,0	Ch -6NZXY227489, -ABS
			R		18-0202	18-0202K		Ø 200,0	Ch -6NZXY227489, +ABS
1.4 Eng.AEX/ AKV/ ANX/ APQ (44kW)	10/99-9/01		F		22-0206-0		Ate	Th 17,0	
	99-01		F		23-0372			Ø 239,0 Th 18,0-16,0	Vent.
			R		18-0219			Ø 200,0	Ch 6NZXY420001-
	99-99		R		18-0191	18-0191K		Ø 180,0	Ch -6NZXY227489, -ABS
			R		18-0202	18-0202K		Ø 200,0	Ch -6NZXY227489, +ABS
1.4 Eng.AKK/ AUD (44kW)	10/99-9/01		F		22-0206-0		Ate	Th 17,0	
	99-01		F		23-0372			Ø 239,0 Th 18,0-16,0	Vent.
			R		18-0219			Ø 200,0	Ch 6NZXY420001-
	99-99		R		18-0191	18-0191K		Ø 180,0	Ch -6NZXY227489, -ABS
			R		18-0202	18-0202K		Ø 200,0	Ch -6NZXY227489, +ABS
1.4 Eng.AKP (40kW)	10/99-9/01		F		22-0206-0		Ate	Th 17,0	
	99-01		F		23-0372			Ø 239,0 Th 18,0-16,0	Vent.
			R		18-0219			Ø 200,0	Ch 6NZXY420001-
	99-99		R		18-0191	18-0191K		Ø 180,0	Ch -6NZXY227489, -ABS
			R		18-0202	18-0202K		Ø 200,0	Ch -6NZXY227489, +ABS
1.4 Eng.ANW (44kW)	10/99-9/01		F		22-0206-0		Ate	Th 17,0	
	99-01		F		23-0372			Ø 239,0 Th 18,0-16,0	Vent.
			R		18-0219			Ø 200,0	Ch 6NZXY420001-
	99-99		R		18-0191	18-0191K		Ø 180,0	Ch -6NZXY227489, -ABS
			R		18-0202	18-0202K		Ø 200,0	Ch -6NZXY227489, +ABS
1.4 16v Eng.AFK/ AUB (74kW)	10/99-9/01		F		22-0215-1		Gir	Th 16,0	
	10/99-9/01		R		22-0100-1		Gir	Th 17,0	
	99-01		F		23-0230			Ø 256,0 Th 20,0-18,0	Vent.
	99-01		R		23-0528			Ø 232,0 Th 9,0-7,0	
			R		18-0219			Ø 200,0	Ch 6NZXY420001-, Exc. Germany
	99-99		R		18-0191	18-0191K		Ø 180,0	Ch -6NZXY227489, Exc. Germany, -ABS
			R		18-0202	18-0202K		Ø 200,0	Ch -6NZXY227489, Exc. Germany, +ABS
			R		51-0085		Ate	Ø 19,05 200,0x40	VAG, -ABS
1.4 TDi Eng.AMF (55kW)	10/99-9/01		F		22-0215-1		Gir	Th 16,0	
	10/99-9/01		R		22-0100-1		Gir	Th 17,0	
	99-01		F		23-0230			Ø 256,0 Th 20,0-18,0	Vent.
	99-01		R		23-0528			Ø 232,0 Th 9,0-7,0	+ABS
			R		18-0219			Ø 200,0	Ch 6NZXY420001-, -ABS
	99-99		R		18-0202	18-0202K		Ø 200,0	Ch -6NZXY227489, -ABS
			R		51-0085		Ate	Ø 19,05 200,0x40	VAG, -ABS
			R		22-0215-1		Gir	Th 16,0	
1.6 16v GTI Eng.ARC/ AVY (92kW)	10/99-9/01		F		22-0215-1		Gir	Th 16,0	
	10/99-9/01		R		22-0100-1		Gir	Th 17,0	
	99-01		F		23-0529			Ø 256,0 Th 25,0-23,0	Vent.
	99-01		R		23-0528			Ø 232,0 Th 9,0-7,0	






























































		Spare Parts	F/R	L/R	METELLI ref.	METELLI ref. w/KIT		DIMENSIONS mm.	NOTE	
1.7 SDi Eng.AKU/ AKW (44kW)	10/99-9/01		F		<b>22-0206-0</b>		Ate	Th 17,0		
	99-01		F		<b>23-0372</b>			Ø 239,0 Th 18,0-16,0	Vent.	
			R		<b>18-0219</b>			Ø 200,0	Ch 6NZXY420001-	
	99-		R		<b>18-0191</b>	<b>18-0191K</b>		Ø 180,0	Ch -6NZXY227489, -ABS	
	99-		R		<b>18-0202</b>	<b>18-0202K</b>		Ø 200,0	Ch -6NZXY227489, +ABS	
1.9 D Eng.AEF (47kW)	10/99-9/01		F		<b>22-0206-0</b>		Ate	Th 17,0		
	-99		F		<b>23-0372</b>			Ø 239,0 Th 18,0-16,0	Ch 6NZSY087411-, Vent.	
	99-		F		<b>23-0371</b>			Ø 239,0 Th 10,0-8,0	Ch -6NZSY087410	
	99-		R		<b>18-0219</b>			Ø 200,0	Ch 6NZXY420001-	
	99-		R		<b>18-0191</b>	<b>18-0191K</b>		Ø 180,0	Ch -6NZXY227489, -ABS	
1.9 SDi Eng.AEY/ AGD/ ASX (47kW)	10/99-9/01		F		<b>22-0206-0</b>		Ate	Th 17,0		
	-01		F		<b>23-0372</b>			Ø 239,0 Th 18,0-16,0	Ch 6NZSY087411-, Vent.	
	99-		F		<b>23-0371</b>			Ø 239,0 Th 10,0-8,0	Ch -6NZSY087410	
	99-		R		<b>18-0219</b>			Ø 200,0	Ch 6NZXY420001-	
	99-		R		<b>18-0191</b>	<b>18-0191K</b>		Ø 180,0	Ch -6NZXY227489, -ABS	
1.9 SDi Eng.AEY/ AGD/ ASX (47kW)	99-		R		<b>18-0202</b>	<b>18-0202K</b>		Ø 200,0	Ch -6NZXY227489, +ABS	
	<b>Polo V (9N) 10/01-6/09</b>									
	1.2 Eng.AWY/ BHD/ BMD (40kW)	-05		F		<b>22-0206-3</b>		Ate	Th 17,0	-PS
		-05		F		<b>22-0211-2</b>		Ate	Th 19,5	+PS
		05-		F		<b>22-0206-0</b>		Ate	Th 17,0	Disc 239x18 mm
05-			F		<b>22-0206-3</b>		Ate	Th 17,0	Disc 239x18 mm	
05-			F		<b>22-0211-1</b>		Ate	Th 19,5	Disc 256x22 mm	
05-			F		<b>22-0211-2</b>		Ate	Th 19,5	Disc 256x22 mm	
02-			F		<b>23-0706C</b>			Ø 312,0 Th 25,0-21,0	Vent., (Coated), Cod ID PR 1LJ	
02-			F		<b>23-0614</b>			Ø 239,0 Th 18,0-16,0	Vent., Cod ID PR 1LM/1ZN	
02-			F		<b>23-0390</b>			Ø 256,0 Th 22,0-19,0	Vent., Cod ID PR 1LQ/LR/ZF/ZG	
02-			F		<b>23-0365</b>			Ø 288,0 Th 25,0-23,0	Vent., Cod ID PR 1LN/1ZD/1ZH	
1.2 Eng.BBM (44kW)	1/02-		R		<b>18-0358</b>			Ø 200,0	-ABS	
	1.2 Eng.BBM (44kW)	07-		F		<b>22-0206-0</b>		Ate	Th 17,0	Disc 239x18 mm
		07-		F		<b>22-0206-3</b>		Ate	Th 17,0	Disc 239x18 mm
		07-		F		<b>22-0211-1</b>		Ate	Th 19,5	Disc 256x22 mm
		07-		F		<b>22-0211-2</b>		Ate	Th 19,5	Disc 256x22 mm
		07-		F		<b>23-0706C</b>			Ø 312,0 Th 25,0-21,0	Vent., (Coated), Cod ID PR 1LJ
	07-		F		<b>23-0614</b>			Ø 239,0 Th 18,0-16,0	Vent., Cod ID PR 1LM/1ZN	
	07-		F		<b>23-0390</b>			Ø 256,0 Th 22,0-19,0	Vent., Cod ID PR 1LQ/LR/ZF/ZG	
	07-		F		<b>23-0365</b>			Ø 288,0 Th 25,0-23,0	Vent., Cod ID PR 1LN/1ZD/1ZH	
	07-		R		<b>18-0358</b>			Ø 200,0	-ABS	
1.2 12v Eng.AZQ/ BME (47kW)	-05		F		<b>22-0206-3</b>		Ate	Th 17,0	-PS	
	-05		F		<b>22-0211-2</b>		Ate	Th 19,5	+PS	
	05-		F		<b>22-0206-0</b>		Ate	Th 17,0	Disc 239x18 mm	
	05-		F		<b>22-0206-3</b>		Ate	Th 17,0	Disc 239x18 mm	
	05-		F		<b>22-0211-1</b>		Ate	Th 19,5	Disc 256x22 mm	
	05-		F		<b>22-0211-2</b>		Ate	Th 19,5	Disc 256x22 mm	
	01-		F		<b>23-0706C</b>			Ø 312,0 Th 25,0-21,0	Vent., (Coated), Cod ID PR 1LJ	
	01-		F		<b>23-0614</b>			Ø 239,0 Th 18,0-16,0	Vent., Cod ID PR 1LM/1ZN	
	01-		F		<b>23-0390</b>			Ø 256,0 Th 22,0-19,0	Vent., Cod ID PR 1LQ/LR/ZF/ZG	
	01-		F		<b>23-0365</b>			Ø 288,0 Th 25,0-23,0	Vent., Cod ID PR 1LN/1ZD/1ZH	
1.2 12v Eng.BZG (51kW)	01-		R		<b>18-0358</b>			Ø 200,0	-ABS	
	1.2 12v Eng.BZG (51kW)	07-		F		<b>23-0706C</b>			Ø 312,0 Th 25,0-21,0	Vent., (Coated), Cod ID PR 1LJ
		07-		F		<b>23-0614</b>			Ø 239,0 Th 18,0-16,0	Vent., Cod ID PR 1LM/1ZN
		07-		F		<b>23-0390</b>			Ø 256,0 Th 22,0-19,0	Vent., Cod ID PR 1LQ/LR/ZF/ZG
		07-		F		<b>23-0365</b>			Ø 288,0 Th 25,0-23,0	Vent., Cod ID PR 1LN/1ZD/1ZH
		07-		R		<b>18-0358</b>			Ø 200,0	-ABS
	1.4 16v Eng.AHW/ AKQ/ APE/ AUA/ BBY/ BKY (55kW)	-05		F		<b>22-0206-3</b>		Ate	Th 17,0	-PS
-05			F		<b>22-0211-2</b>		Ate	Th 19,5	+PS	
05-			F		<b>22-0206-0</b>		Ate	Th 17,0	Disc 239x18 mm	
05-			F		<b>22-0206-3</b>		Ate	Th 17,0	Disc 239x18 mm	
05-			F		<b>22-0211-1</b>		Ate	Th 19,5	Disc 256x22 mm	
05-			F		<b>22-0211-2</b>		Ate	Th 19,5	Disc 256x22 mm	
-05			R		<b>22-0100-4</b>		Gir	Th 17,0		
01-			F		<b>23-0706C</b>			Ø 312,0 Th 25,0-21,0	Vent., (Coated), Cod ID PR 1LJ	
01-			F		<b>23-0614</b>			Ø 239,0 Th 18,0-16,0	Vent., Cod ID PR 1LM/1ZN	
01-			F		<b>23-0390</b>			Ø 256,0 Th 22,0-19,0	Vent., Cod ID PR 1LQ/LR/ZF/ZG	
1.4 16v Eng.AHW/ AKQ/ APE/ AUA/ BBY/ BKY (55kW)	01-		F		<b>23-0365</b>			Ø 288,0 Th 25,0-23,0	Vent., Cod ID PR 1LN/1ZD/1ZH	
	01-		R		<b>23-0366</b>			Ø 232,0 Th 8,8-7,0	+ABS	
	10/01-		R		<b>18-0358</b>			Ø 200,0	-ABS	




















		Spare Parts	F/R	L/R	METELLI ref.	METELLI ref. w/KIT		DIMENSIONS mm.	NOTE
1.4 16v Eng.AUB/ BBZ (74kW)	10/01-	F	F		22-0211-1		Ate	Th 19,5	
			F		22-0211-2		Ate	Th 19,5	
			R		22-0100-4		Gir	Th 17,0	
			R		22-0100-1		Gir	Th 17,0	
	01-	F	F		23-0706C			Ø 312,0 Th 25,0-21,0	Vent., (Coated), Cod ID PR 1LJ
			F		23-0614			Ø 239,0 Th 18,0-16,0	Vent., Cod ID PR 1LM/1ZN
			F		23-0390			Ø 256,0 Th 22,0-19,0	Vent., Cod ID PR 1LQ/LR/ZF/ZG
			F		23-0365			Ø 288,0 Th 25,0-23,0	Vent., Cod ID PR 1LN/1ZD/1ZH
			R		23-0366			Ø 232,0 Th 8,8-7,0	
			R		18-0358			Ø 200,0	-ABS
1.4 16v Eng.BUD (59kW)	06-	F	F		23-0706C			Ø 312,0 Th 25,0-21,0	Vent., (Coated), Cod ID PR 1LJ
			F		23-0614			Ø 239,0 Th 18,0-16,0	Vent., Cod ID PR 1LM/1ZN
			F		23-0390			Ø 256,0 Th 22,0-19,0	Vent., Cod ID PR 1LQ/LR/ZF/ZG
			F		23-0365			Ø 288,0 Th 25,0-23,0	Vent., Cod ID PR 1LN/1ZD/1ZH
			R		23-0366			Ø 232,0 Th 8,8-7,0	
			R		18-0358			Ø 200,0	-ABS
1.4 FSI Eng.AXU (63kW)	5/02-	F	F		22-0211-1		Ate	Th 19,5	
			F		22-0211-2		Ate	Th 19,5	
			R		22-0100-4		Gir	Th 17,0	
			R		22-0100-1		Gir	Th 17,0	
	02-	F	F		23-0706C			Ø 312,0 Th 25,0-21,0	Vent., (Coated), Cod ID PR 1LJ
			F		23-0614			Ø 239,0 Th 18,0-16,0	Vent., Cod ID PR 1LM/1ZN
			F		23-0390			Ø 256,0 Th 22,0-19,0	Vent., Cod ID PR 1LQ/LR/ZF/ZG
			F		23-0365			Ø 288,0 Th 25,0-23,0	Vent., Cod ID PR 1LN/1ZD/1ZH
			R		23-0366			Ø 232,0 Th 8,8-7,0	+ABS
			R		18-0358			Ø 200,0	-ABS
1.4 TDi Eng.AMF/ BAY (55kW)	-05	F	F		22-0211-2		Ate	Th 19,5	
			R		22-0100-4		Gir	Th 17,0	
	01-	F	F		23-0706C			Ø 312,0 Th 25,0-21,0	Vent., (Coated), Cod ID PR 1LJ
			F		23-0614			Ø 239,0 Th 18,0-16,0	Vent., Cod ID PR 1LM/1ZN
			F		23-0390			Ø 256,0 Th 22,0-19,0	Vent., Cod ID PR 1LQ/LR/ZF/ZG
			F		23-0365			Ø 288,0 Th 25,0-23,0	Vent., Cod ID PR 1LN/1ZD/1ZH
		R	R		23-0366			Ø 232,0 Th 8,8-7,0	+ABS
			R		18-0358			Ø 200,0	-ABS
			R		23-0706C			Ø 312,0 Th 25,0-21,0	Vent., (Coated), Cod ID PR 1LJ
			R		23-0614			Ø 239,0 Th 18,0-16,0	Vent., Cod ID PR 1LM/1ZN
05-	F	F		23-0390			Ø 256,0 Th 22,0-19,0	Vent., Cod ID PR 1LQ/LR/ZF/ZG	
		F		23-0365			Ø 288,0 Th 25,0-23,0	Vent., Cod ID PR 1LN/1ZD/1ZH	
		R		23-0366			Ø 232,0 Th 8,8-7,0	+ABS	
		R		18-0358			Ø 200,0	-ABS	
		R		23-0706C			Ø 312,0 Th 25,0-21,0	Vent., (Coated), Cod ID PR 1LJ	
		R		23-0614			Ø 239,0 Th 18,0-16,0	Vent., Cod ID PR 1LM/1ZN	
1.4 TDi Eng.BMS/ BNV (59kW)	05-	F	F		22-0211-1		Ate	Th 19,5	
			F		22-0211-2		Ate	Th 19,5	
	05-	F	F		23-0706C			Ø 312,0 Th 25,0-21,0	Vent., (Coated), Cod ID PR 1LJ
			F		23-0614			Ø 239,0 Th 18,0-16,0	Vent., Cod ID PR 1LM/1ZN
			F		23-0390			Ø 256,0 Th 22,0-19,0	Vent., Cod ID PR 1LQ/LR/ZF/ZG
			F		23-0365			Ø 288,0 Th 25,0-23,0	Vent., Cod ID PR 1LN/1ZD/1ZH
		R	R		23-0366			Ø 232,0 Th 8,8-7,0	+ABS
			R		18-0358			Ø 200,0	-ABS
			R		23-0706C			Ø 312,0 Th 25,0-21,0	Vent., (Coated), Cod ID PR 1LJ
			R		23-0614			Ø 239,0 Th 18,0-16,0	Vent., Cod ID PR 1LM/1ZN
05-	F	F		23-0390			Ø 256,0 Th 22,0-19,0	Vent., Cod ID PR 1LQ/LR/ZF/ZG	
		F		23-0365			Ø 288,0 Th 25,0-23,0	Vent., Cod ID PR 1LN/1ZD/1ZH	
		R		23-0366			Ø 232,0 Th 8,8-7,0	+ABS	
		R		18-0358			Ø 200,0	-ABS	
		R		23-0706C			Ø 312,0 Th 25,0-21,0	Vent., (Coated), Cod ID PR 1LJ	
		R		23-0614			Ø 239,0 Th 18,0-16,0	Vent., Cod ID PR 1LM/1ZN	
1.4 TDi Eng.BNM (51kW)	05-	F	F		22-0211-1		Ate	Th 19,5	
			F		22-0211-2		Ate	Th 19,5	
	05-	F	F		23-0706C			Ø 312,0 Th 25,0-21,0	Vent., (Coated), Cod ID PR 1LJ
			F		23-0614			Ø 239,0 Th 18,0-16,0	Vent., Cod ID PR 1LM/1ZN
			F		23-0390			Ø 256,0 Th 22,0-19,0	Vent., Cod ID PR 1LQ/LR/ZF/ZG
			F		23-0365			Ø 288,0 Th 25,0-23,0	Vent., Cod ID PR 1LN/1ZD/1ZH
05-	R	R		23-0366			Ø 232,0 Th 8,8-7,0	+ABS	
		R		18-0358			Ø 200,0	-ABS	
1.6 Eng.BTS (77kW)	05-	F	F		22-0211-1		Ate	Th 19,5	
			F		22-0211-2		Ate	Th 19,5	
			R		22-0100-1		Gir	Th 17,0	
	06-	F	F		23-0706C			Ø 312,0 Th 25,0-21,0	Vent., (Coated), Cod ID PR 1LJ
			F		23-0614			Ø 239,0 Th 18,0-16,0	Vent., Cod ID PR 1LM/1ZN
			F		23-0390			Ø 256,0 Th 22,0-19,0	Vent., Cod ID PR 1LQ/LR/ZF/ZG
06-	F	F		23-0365			Ø 288,0 Th 25,0-23,0	Vent., Cod ID PR 1LN/1ZD/1ZH	
		R		23-0366			Ø 232,0 Th 8,8-7,0	+ABS	
1.8 GTI Eng.BJX (110kW)	05-	F	F		22-0547-0		Gir	Th 19,0	
			F		22-0547-1		Gir	Th 19,0	
			R		22-0100-1		Gir	Th 17,0	
	05-	F	F		23-0706C			Ø 312,0 Th 25,0-21,0	Vent., (Coated), Cod ID PR 1LJ
			F		23-0614			Ø 239,0 Th 18,0-16,0	Vent., Cod ID PR 1LM/1ZN
			F		23-0390			Ø 256,0 Th 22,0-19,0	Vent., Cod ID PR 1LQ/LR/ZF/ZG
05-	F	F		23-0365			Ø 288,0 Th 25,0-23,0	Vent., Cod ID PR 1LN/1ZD/1ZH	
		R		23-0366			Ø 232,0 Th 8,8-7,0	+ABS	
1.8 GTi Cup Eng.BBU (132kW)	06-	F	F		23-0706C			Ø 312,0 Th 25,0-21,0	Vent., (Coated), Cod ID PR 1LJ
			F		23-0614			Ø 239,0 Th 18,0-16,0	Vent., Cod ID PR 1LM/1ZN
			F		23-0390			Ø 256,0 Th 22,0-19,0	Vent., Cod ID PR 1LQ/LR/ZF/ZG
			F		23-0365			Ø 288,0 Th 25,0-23,0	Vent., Cod ID PR 1LN/1ZD/1ZH




		Spare Parts	F/R	L/R	METELLI ref.	METELLI ref. w/KIT		DIMENSIONS mm.	NOTE
1.8 GTi Cup Eng.BBU (132kW)	06-		R		23-0366			Ø 232,0 Th 8,8-7,0	
1.9 SDi Eng.ASY (47kW)	-05		F		22-0206-3		Ate	Th 17,0	-PS
	-05		F		22-0211-2		Ate	Th 19,5	+PS
	01-		F		23-0706C			Ø 312,0 Th 25,0-21,0	Vent., (Coated), Cod ID PR 1LJ
	01-		F		23-0614			Ø 239,0 Th 18,0-16,0	Vent., Cod ID PR 1LM/1ZN
	01-		F		23-0390			Ø 256,0 Th 22,0-19,0	Vent., Cod ID PR 1LQ/LR/ZF/ZG
	01-		F		23-0365			Ø 288,0 Th 25,0-23,0	Vent., Cod ID PR 1LN/1ZD/1ZH
	01-		R		18-0358			Ø 200,0	
1.9 TDi Eng.ASZ/ BLT (96kW)	05-		F		22-0547-0		Gir	Th 19,0	
	05-		F		22-0547-1		Gir	Th 19,0	
	05-		R		22-0100-1		Gir	Th 17,0	
	03-		F		23-0706C			Ø 312,0 Th 25,0-21,0	Vent., (Coated), Cod ID PR 1LJ
	03-		F		23-0614			Ø 239,0 Th 18,0-16,0	Vent., Cod ID PR 1LM/1ZN
	03-		F		23-0390			Ø 256,0 Th 22,0-19,0	Vent., Cod ID PR 1LQ/LR/ZF/ZG
	03-		F		23-0365			Ø 288,0 Th 25,0-23,0	Vent., Cod ID PR 1LN/1ZD/1ZH
03-	R		23-0366			Ø 232,0 Th 8,8-7,0			
1.9 TDi Eng.ATD/ AXR (74kW)	05-		F		22-0211-1		Ate	Th 19,5	
	10/01-		F		22-0211-2		Ate	Th 19,5	
	-05		R		22-0100-4		Gir	Th 17,0	
	05-		R		22-0100-1		Gir	Th 17,0	
	01-		F		23-0706C			Ø 312,0 Th 25,0-21,0	Vent., (Coated), Cod ID PR 1LJ
	01-		F		23-0614			Ø 239,0 Th 18,0-16,0	Vent., Cod ID PR 1LM/1ZN
	01-		F		23-0390			Ø 256,0 Th 22,0-19,0	Vent., Cod ID PR 1LQ/LR/ZF/ZG
	01-		F		23-0365			Ø 288,0 Th 25,0-23,0	Vent., Cod ID PR 1LN/1ZD/1ZH
	01-		R		23-0366			Ø 232,0 Th 8,8-7,0	
	01-		R		23-0366			Ø 232,0 Th 8,8-7,0	
<b>Polo VI (6R) 7/09-</b>									
1.2 Eng.CGPA (51kW)	09-		F		22-0211-1		Ate	Th 19,5	
1.2 Eng.CHFA/ CGPB (44kW)	09-		F		22-0211-1		Ate	Th 19,5	
1.4 Eng.CGGB (63kW)	09-		F		22-0211-1		Ate	Th 19,5	
	09-		R		22-0100-1		Gir	Th 17,0	
	09-		F		23-0390			Ø 256,0 Th 22,0-19,0	Vent., Cod ID PR 1LR/ZJ/ZG
	09-		F		23-0365			Ø 288,0 Th 25,0-23,0	Vent., Cod ID PR 1ZC
	09-		R		23-0366			Ø 232,0 Th 8,8-7,0	Cod ID PR 1KK/KT/2EJ
1.6 TDi Eng.CAYA (55kW)	09-		F		22-0211-1		Ate	Th 19,5	
	09-		R		22-0100-1		Gir	Th 17,0	
	09-		F		23-0390			Ø 256,0 Th 22,0-19,0	Vent., Cod ID PR 1LR/ZJ/ZG
	09-		F		23-0365			Ø 288,0 Th 25,0-23,0	Vent., Cod ID PR 1ZC
	09-		R		23-0366			Ø 232,0 Th 8,8-7,0	Cod ID PR 1KK/KT/2EJ
1.6 TDi Eng.CAYB (66kW)	09-		F		22-0211-1		Ate	Th 19,5	
	09-		R		22-0100-1		Gir	Th 17,0	
	09-		F		23-0390			Ø 256,0 Th 22,0-19,0	Vent., Cod ID PR 1LR/ZJ/ZG
	09-		F		23-0365			Ø 288,0 Th 25,0-23,0	Vent., Cod ID PR 1ZC
	09-		R		23-0366			Ø 232,0 Th 8,8-7,0	Cod ID PR 1KK/KT/2EJ
1.6 TDi Eng.CAYC (77kW)	09-		F		22-0548-0		Ate	Th 20,0	
	09-		F		23-0390			Ø 256,0 Th 22,0-19,0	Vent., Cod ID PR 1LR/ZJ/ZG
	09-		F		23-0365			Ø 288,0 Th 25,0-23,0	Vent., Cod ID PR 1ZC
	09-		R		23-0366			Ø 232,0 Th 8,8-7,0	Cod ID PR 1KK/KT/2EJ
<b>Quantum I 1/85-7/90</b>									
All models	86-88		R		18-0188	18-0188K		Ø 200,0	
<b>Rabbit 1/74-1/76</b>									
All models	74-76		R		18-0191	18-0191K		Ø 180,0	
<b>Santana I (32, 33), Variant 5/73-7/80</b>									
1.3 Eng.FY (40kW)	78-		R		53-0465		Vag	180,0x31	Hand Brake
	5/73-80		R		18-0191	18-0191K		Ø 180,0	
1.3 Eng.ZA (40kW)	78-		R		53-0465		Vag	180,0x31	Hand Brake
	5/73-80		R		18-0191	18-0191K		Ø 180,0	
1.3 Eng.ZF (44kW)	73-78		R		18-0191	18-0191K		Ø 180,0	
1.5 Eng.YJ/ ZB (55kW)	73-75		R		18-0191	18-0191K		Ø 180,0	Incl. Sweden, M/T
	73-75		R		18-0188	18-0188K		Ø 200,0	A/T
1.5 Eng.ZC (63kW)	73-75		R		18-0191	18-0191K		Ø 180,0	Incl. Sweden, M/T
	73-75		R		18-0188	18-0188K		Ø 200,0	A/T
1.5 D Eng.CK (37kW)	8/77-7/80		R		18-0191	18-0191K		Ø 180,0	M/T
	8/77-7/80		R		18-0188	18-0188K		Ø 200,0	A/T
1.6 Eng.YP (63kW)	75-80		R		18-0191	18-0191K		Ø 180,0	M/T
	75-80		R		18-0188	18-0188K		Ø 200,0	A/T
1.6 (Exc. SW) Eng.FS (53kW)	75-80		R		18-0191	18-0191K		Ø 180,0	M/T
	75-80		R		18-0188	18-0188K		Ø 200,0	A/T























		Spare Parts	F/R	L/R	METELLI ref.	METELLI ref. w/KIT		DIMENSIONS mm.	NOTE
1.6 D SW Eng.CR (40kW)	79-80		R		18-0191	18-0191K		Ø 180,0	M/T
	79-80		R		18-0188	18-0188K		Ø 200,0	A/T
1.6 i SW Eng.YS (81kW)	78-80		R		18-0191	18-0191K		Ø 180,0	M/T
	78-80		R		18-0188	18-0188K		Ø 200,0	A/T
1.6 SW Eng.YN (55kW)	76-80		R		18-0191	18-0191K		Ø 180,0	M/T
	76-80		R		18-0188	18-0188K		Ø 200,0	A/T
<b>Santana II (32B) 8/81-12/84</b>									
1.3 Eng.FZ (44kW)	-82		F		22-0010-0		Ate	Th 15,0	
	82-		F		22-0045-1	22-0045-1K	K.H.	Th 19,5	
	81-83		F		23-0053			Ø 239,0 Th 12,0-10,0	
	8/81-7/83		R		53-0465		Vag	180,0x31	Hand Brake
	81-83		R		18-0191	18-0191K		Ø 180,0	
1.6 Eng.DT/ WV (55kW)	8/81-12/84		F		22-0045-1	22-0045-1K	K.H.	Th 19,5	
	81-84		F		23-0053			Ø 239,0 Th 12,0-10,0	
	8/81-12/84		R		53-0465		Vag	180,0x31	Hand Brake
	8/81-12/84		R		53-0462		Vag	200,0x40	Hand Brake
	81-84		R		18-0188	18-0188K		Ø 200,0	
	81-84		R		51-0045		Ate	Ø 15,87 180,0x30	VAG
	81-84		R		51-0107		Vag	Ø 17,46 200,0x40	VAG
1.6 Eng.YP (63kW)	8/81-12/82		F		22-0045-1	22-0045-1K	K.H.	Th 19,5	
	81-82		F		23-0053			Ø 239,0 Th 12,0-10,0	
	8/81-12/82		R		53-0465		Vag	180,0x31	Hand Brake
	8/81-12/82		R		53-0462		Vag	200,0x40	Hand Brake
	81-82		R		18-0188	18-0188K		Ø 200,0	
	81-82		R		51-0045		Ate	Ø 15,87 180,0x30	VAG
	81-82		R		51-0107		Vag	Ø 17,46 200,0x40	VAG
1.6 D Eng.CR/ JK (40kW)	-82		F		22-0010-0		Ate	Th 15,0	
	82-		F		22-0045-1	22-0045-1K	K.H.	Th 19,5	
	81-84		F		23-0053			Ø 239,0 Th 12,0-10,0	
	8/81-12/84		R		53-0465		Vag	180,0x31	Hand Brake
	8/81-12/84		R		53-0462		Vag	200,0x40	Hand Brake
	81-84		R		18-0188	18-0188K		Ø 200,0	
	81-84		R		51-0045		Ate	Ø 15,87 180,0x30	VAG
1.6 TD Eng.CY (51kW)	-82		F		22-0010-0		Ate	Th 15,0	
	82-		F		22-0045-1	22-0045-1K	K.H.	Th 19,5	
	81-84		F		23-0053			Ø 239,0 Th 12,0-10,0	
	12/81-12/84		R		53-0465		Vag	180,0x31	Hand Brake
	12/81-12/84		R		53-0462		Vag	200,0x40	Hand Brake
	81-84		R		18-0188	18-0188K		Ø 200,0	
	81-84		R		51-0107		Vag	Ø 17,46 200,0x40	VAG
1.8 Eng.DS (66kW)	1/83-12/84		F		22-0045-1	22-0045-1K	K.H.	Th 19,5	
	83-84		F		23-0053			Ø 239,0 Th 12,0-10,0	A/T
	1/83-12/84		R		53-0465		Vag	180,0x31	Hand Brake
	1/83-12/84		R		53-0462		Vag	200,0x40	Hand Brake
	83-84		R		18-0188	18-0188K		Ø 200,0	
	83-84		R		51-0107		Vag	Ø 17,46 200,0x40	VAG
1.9 Eng.WN (85kW)	8/81-7/83		F		22-0045-0	22-0045-0K	K.H.	Th 15,0	
	81-83		F		23-0170			Ø 239,0 Th 20,0-18,0	Vent., A/T
	8/81-7/83		R		53-0462		Vag	200,0x40	Hand Brake
	81-83		R		18-0202	18-0202K		Ø 200,0	
	81-83		R		51-0107		Vag	Ø 17,46 200,0x40	VAG
2.0, Syncro Eng.HP/ JS (85kW)	8/83-12/84		F		22-0045-0	22-0045-0K	K.H.	Th 15,0	
	83-84		F		23-0170			Ø 239,0 Th 20,0-18,0	Vent., A/T
	8/83-12/84		R		53-0462		Vag	200,0x40	Hand Brake
	83-84		R		18-0188	18-0188K		Ø 200,0	
	83-84		R		51-0107		Vag	Ø 17,46 200,0x40	VAG
2.1 Eng.WE (85kW)	8/82-12/83		F		22-0045-0	22-0045-0K	K.H.	Th 15,0	
	8/82-12/83		R		53-0462		Vag	200,0x40	Hand Brake
	82-83		R		18-0188	18-0188K		Ø 200,0	Incl. Sweden
<b>Santana III 8/84-12/94</b>									
1.8 (71kW)	-88		R		53-0462		Vag	200,0x40	Hand Brake
<b>Scirocco I (53) 2/74-7/80</b>									
1.1 Eng.FA/ GG (37kW)	4/74-7/79		F		22-0010-1		Ate	Th 18,5	
	74-79		F		23-0053			Ø 239,0 Th 12,0-10,0	
	4/74-7/79		R		53-0465		Vag	180,0x31	Hand Brake
	74-79		R		18-0191	18-0191K		Ø 180,0	












		Spare Parts	F/R	L/R	METELLI ref.	METELLI ref. w/KIT		DIMENSIONS mm.	NOTE
1.1 Eng.FA/ GG (37kW)	74-79		R		51-0028		Bdx	Ø 14,30 180,0x30	VAG
1.3 Eng.GF (44kW)	8/79-7/80		F		22-0045-1	22-0045-1K	K.H.	Th 19,5	
	79-80		F		23-0053			Ø 239,0 Th 12,0-10,0	
	79-80		R		18-0191	18-0191K		Ø 180,0	
	79-80		R		51-0028		Bdx	Ø 14,30 180,0x30	VAG
1.5 Eng.FH (51kW)	2/74-7/80		F		22-0010-1		Ate	Th 18,5	
	2/74-7/80		F		22-0045-1	22-0045-1K	K.H.	Th 19,5	
	74-80		F		23-0053			Ø 239,0 Th 12,0-10,0	
	2/74-7/80		R		53-0465		Vag	180,0x31	Hand Brake
	74-80		R		18-0191	18-0191K		Ø 180,0	
	78-80		R		51-0028		Bdx	Ø 14,30 180,0x30	VAG
1.5 Eng.JB (51kW)	2/74-7/80		F		22-0010-1		Ate	Th 18,5	
	2/74-7/80		F		22-0045-1	22-0045-1K	K.H.	Th 19,5	
	74-80		F		23-0053			Ø 239,0 Th 12,0-10,0	
	2/74-7/80		R		53-0465		Vag	180,0x31	Hand Brake
	74-80		R		18-0191	18-0191K		Ø 180,0	
	78-80		R		51-0028		Bdx	Ø 14,30 180,0x30	VAG
1.5 Eng.YJ/ ZB (55kW)	2/74-8/75		F		22-0010-1		Ate	Th 18,5	
	74-75		F		23-0053			Ø 239,0 Th 12,0-10,0	
1.5 Eng.ZC (63kW)	2/74-12/77		F		22-0010-1		Ate	Th 18,5	
	74-77		F		23-0053			Ø 239,0 Th 12,0-10,0	
1.6 Eng.EG (81kW)	6/76-7/80		F		22-0010-1		Ate	Th 18,5	
	6/76-7/80		F		22-0045-1	22-0045-1K	K.H.	Th 19,5	
	76-80		F		23-0170			Ø 239,0 Th 20,0-18,0	Vent.
	6/76-7/80		R		53-0465		Vag	180,0x31	Hand Brake
	76-80		R		18-0191	18-0191K		Ø 180,0	
	76-80		R		51-0028		Bdx	Ø 14,30 180,0x30	VAG
1.6 Eng.FP (55kW)	8/75-7/77		F		22-0010-1		Ate	Th 18,5	
	75-77		F		23-0053			Ø 239,0 Th 12,0-10,0	
	75-77		R		18-0191	18-0191K		Ø 180,0	
	75-77		R		51-0028		Bdx	Ø 14,30 180,0x30	VAG
1.6 Eng.FR (63kW)	8/75-7/80		F		22-0010-1		Ate	Th 18,5	
	8/75-7/80		F		22-0045-1	22-0045-1K	K.H.	Th 19,5	
	75-80		F		23-0053			Ø 239,0 Th 12,0-10,0	
	8/75-7/80		R		53-0465		Vag	180,0x31	Hand Brake
	75-80		R		18-0191	18-0191K		Ø 180,0	
	78-80		R		51-0028		Bdx	Ø 14,30 180,0x30	VAG
1.6 Eng.FT (51kW)	8/75-7/77		F		22-0010-1		Ate	Th 18,5	
<b>Scirocco II (53B) 8/80-7/92</b>									
1.3 Eng.GF (44kW)	8/80-12/83		F		22-0045-1	22-0045-1K	K.H.	Th 19,5	
	80-83		F		23-0053			Ø 239,0 Th 12,0-10,0	
	8/80-12/83		R		53-0465		Vag	180,0x31	Hand Brake
	80-83		R		18-0191	18-0191K		Ø 180,0	LHD/RHD
	80-83		R		51-0031		Bdx	Ø 17,46 180,0x30	VAG
1.5 Eng.JB (51kW)	8/80-12/83		F		22-0045-1	22-0045-1K	K.H.	Th 19,5	
	80-83		F		23-0053			Ø 239,0 Th 12,0-10,0	
	8/80-12/83		R		53-0465		Vag	180,0x31	Hand Brake
	80-83		R		18-0191	18-0191K		Ø 180,0	Incl. Sweden, LHD/RHD
	80-83		R		51-0031		Bdx	Ø 17,46 180,0x30	VAG
1.6 Eng.EG (81kW)	8/80-7/82		F		22-0045-1	22-0045-1K	K.H.	Th 19,5	
	80-82		F		23-0170			Ø 239,0 Th 20,0-18,0	Vent.
	8/80-7/82		R		53-0465		Vag	180,0x31	Hand Brake
	80-82		R		18-0191	18-0191K		Ø 180,0	LHD/RHD
	80-82		R		51-0031		Bdx	Ø 17,46 180,0x30	VAG
1.6 Eng.EW (55kW)	1/83-12/89		F		22-0045-1	22-0045-1K	K.H.	Th 19,5	
	83-89		F		23-0053			Ø 239,0 Th 12,0-10,0	
	1/83-12/89		R		53-0465		Vag	180,0x31	Hand Brake
	83-89		R		18-0191	18-0191K		Ø 180,0	LHD/RHD
	83-89		R		51-0031		Bdx	Ø 17,46 180,0x30	VAG
1.6 Eng.EWA (51kW)	8/83-7/84		F		22-0045-1	22-0045-1K	K.H.	Th 19,5	
	8/83-7/84		R		53-0465		Vag	180,0x31	Hand Brake
1.6 Eng.FR (63kW)	8/80-4/84		F		22-0045-1	22-0045-1K	K.H.	Th 19,5	
	80-84		F		23-0053			Ø 239,0 Th 12,0-10,0	
	8/80-4/84		R		53-0465		Vag	180,0x31	Hand Brake
	80-84		R		18-0191	18-0191K		Ø 180,0	LHD/RHD
80-84		R		51-0031		Bdx	Ø 17,46 180,0x30	VAG	


























		Spare Parts	F/R	L/R	METELLI ref.	METELLI ref. w/KIT		DIMENSIONS mm.	NOTE		
1.6 Eng.RE (53kW)		4/86-7/90	F		22-0045-1	22-0045-1K	K.H.	Th 19,5			
		86-90	F		23-0053			Ø 239,0 Th 12,0-10,0			
		4/86-7/90	R		53-0465		Vag	180,0x31	Hand Brake		
		86-90	R		18-0191	18-0191K		Ø 180,0	LHD/RHD		
		86-90	R		51-0031		Bdx	Ø 17,46 180,0x30	VAG		
1.8 Eng.EX (66kW)		8/83-7/92	F		22-0045-0	22-0045-0K	K.H.	Th 15,0			
		83-89	F		23-0170			Ø 239,0 Th 20,0-18,0	Vent.		
		83-89	R		23-0117			Ø 226,0 Th 10,0-8,0			
		8/83-7/92	R		53-0465		Vag	180,0x31	Hand Brake		
		83-92	R		18-0191	18-0191K		Ø 180,0	LHD/RHD		
1.8 Eng.JH (70kW)		83-92	R		51-0031		Bdx	Ø 17,46 180,0x30	VAG		
		11/85-7/92	F		22-0045-0	22-0045-0K	K.H.	Th 15,0			
		85-89	F		23-0170			Ø 239,0 Th 20,0-18,0	Vent.		
		85-89	R		23-0117			Ø 226,0 Th 10,0-8,0			
		11/85-7/92	R		53-0465		Vag	180,0x31	Hand Brake		
1.8 16v Eng.KR (102kW)		85-92	R		18-0191	18-0191K		Ø 180,0	LHD/RHD		
		85-92	R		51-0031		Bdx	Ø 17,46 180,0x30	VAG		
		10/85-7/89	F		22-0050-0		Gir	Th 16,0			
		10/85-7/89	R		22-0100-0		Gir	Th 15,0			
		85-89	R		23-0117			Ø 226,0 Th 10,0-8,0			
1.8 16v GTI Eng.PL (95kW)		10/85-7/89	R		53-0465		Vag	180,0x31	Hand Brake		
		3/86-7/92	F		22-0050-0		Gir	Th 16,0			
		3/86-7/92	R		22-0100-0		Gir	Th 15,0			
		86-92	R		23-0117			Ø 226,0 Th 10,0-8,0			
		3/86-7/92	R		53-0465		Vag	180,0x31	Hand Brake		
1.8 GTI Eng.DX/ EV/ PB (82kW)		8/82-12/89	F		22-0045-0	22-0045-0K	K.H.	Th 15,0			
		82-89	F		23-0170			Ø 239,0 Th 20,0-18,0	Vent.		
		82-89	R		23-0117			Ø 226,0 Th 10,0-8,0			
		8/82-12/89	R		53-0465		Vag	180,0x31	Hand Brake		
		82-89	R		18-0191	18-0191K		Ø 180,0	LHD/RHD		
82-89		R		51-0031		Bdx	Ø 17,46 180,0x30	VAG			
		<b>Scirocco III (137) 10/08-</b>									
		1.4 TSI Eng.CAVD (118kW)		08-	F		22-0548-0		Ate	Th 20,0	
				08-	R		22-0100-1		Gir	Th 17,0	
				08-	F		23-0734			Ø 288,0 Th 25,0-22,0	Vent., Cod. ID PR 1ZE
08-	F				23-0840			Ø 312,0 Th 25,0-22,0	Vent., Cod. ID PR 1LY/1LL/1ZD/1LV/1ZB/1ZA		
1.4 TSI Eng.CAXA (90kW)		08-	F		22-0548-0		Ate	Th 20,0			
		08-	R		22-0100-1		Gir	Th 17,0			
		08-	F		23-0734			Ø 288,0 Th 25,0-22,0	Vent., Cod. ID PR 1ZE		
		08-	F		23-0840			Ø 312,0 Th 25,0-22,0	Vent., Cod. ID PR 1LY/1LL/1ZD/1LV/1ZB/1ZA		
2.0 TDI Eng.CBDB (103kW)		08-	F		22-0548-0		Ate	Th 20,0			
		08-	R		22-0100-1		Gir	Th 17,0			
		08-	F		23-0734			Ø 288,0 Th 25,0-22,0	Vent., Cod. ID PR 1ZE		
		08-	F		23-0840			Ø 312,0 Th 25,0-22,0	Vent., Cod. ID PR 1LY/1LL/1ZD/1LV/1ZB/1ZA		
2.0 TFSI Eng.CAWB (147kW)		08-	F		22-0548-0		Ate	Th 20,0			
		08-	R		22-0100-1		Gir	Th 17,0			
		08-	F		23-0734			Ø 288,0 Th 25,0-22,0	Vent., Cod. ID PR 1ZE		
		08-	F		23-0840			Ø 312,0 Th 25,0-22,0	Vent., Cod. ID PR 1LY/1LL/1ZD/1LV/1ZB/1ZA		
<b>Sharan (7M8, 7M9) 9/95-</b>											
1.8 T. 20v Eng.AJH/ AWC (110kW)		-00	F		22-0279-0		Ate	Th 20,0			
		00-02	F		22-0279-1		Ate	Th 20,0	Disc 288x25 mm, 15Inch Wheels		
		01-	F		22-0551-0		Ate	Th 19,5	Disc 313x26 mm, 16Inch Wheels		
		-00	R		22-0100-1		Gir	Th 17,0			
		00-	R		22-0100-3		Gir	Th 17,0	Disc 288x25 mm, 15Inch Wheels		
		01-	R		22-0346-2		Gir	Th 16,5	Disc 313x26 mm, 16Inch Wheels		
		97-		F		23-0792			Ø 313,0 Th 26,0-22,0	Ch 7MZ2000001-, Vent.	
				F		23-0403			Ø 288,0 Th 25,0-21,0	Ch -7MZ1070000, Vent.	
				R		23-0767			Ø 294,0 Th 13,5-11,5	Ch 7MZ2000001-	
				R		23-0404			Ø 268,0 Th 10,0-8,0	Ch -7MZ2000000	
1.9 TDi Eng.1Z (66kW)		-00	F		22-0279-0		Ate	Th 20,0			
		00-	F		22-0279-1		Ate	Th 20,0	Disc 288x25 mm, 15Inch Wheels		
		01-	F		22-0550-0		Ate	Th 19,0	Disc 300x26 mm, 16Inch Wheels		
		-00	R		22-0100-1		Gir	Th 17,0			
		00-	R		22-0100-3		Gir	Th 17,0			
		01-	F		23-0736			Ø 300,0 Th 26,0-22,0	Ch 7M2000001-, Vent., 15Inch Wheels		
		10/95-00	F		23-0403			Ø 288,0 Th 25,0-21,0	Ch -7M1070000, Vent.		
		10/95-00	R		23-0404			Ø 268,0 Th 10,0-8,0			






		Spare Parts	F/R	L/R	METELLI ref.	METELLI ref. w/KIT		DIMENSIONS mm.	NOTE
1.9 TDi Eng.AFN/ AVG (81kW)	9/96-4/00	F	F		22-0279-0		Ate	Th 20,0	
			R		22-0100-1		Gir	Th 17,0	
	96-00	F	F		23-0403			Ø 288,0 Th 25,0-21,0	Vent.
			R		23-0404			Ø 268,0 Th 10,0-8,0	
1.9 TDi Eng.AHU/ ANU (66kW)	-00	F	F		22-0279-0		Ate	Th 20,0	
			F		22-0279-1		Ate	Th 20,0	Disc 288x25 mm, 15Inch Wheels
			F		22-0550-0		Ate	Th 19,0	Disc 300x26 mm, 16Inch Wheels
			R		22-0100-1		Gir	Th 17,0	
	00-	R	R		22-0100-3		Gir	Th 17,0	
			F		23-0736			Ø 300,0 Th 26,0-22,0	Ch 7M2000001-, Vent., 15Inch Wheels
	10/95-00	F	F		23-0403			Ø 288,0 Th 25,0-21,0	Ch -7M1070000, Vent.
			R		23-0404			Ø 268,0 Th 10,0-8,0	
1.9 TDi Eng.ASZ (96kW)	11/02-	F	F		22-0550-0		Ate	Th 19,0	
			R		22-0100-3		Gir	Th 17,0	
	02-	F	F		23-0736			Ø 300,0 Th 26,0-22,0	Vent., 15Inch Wheels
			R		23-0404			Ø 268,0 Th 10,0-8,0	
1.9 TDi Eng.BTB (110kW)	6/05-	F	F		22-0550-0		Ate	Th 19,0	
			R		22-0100-3		Gir	Th 17,0	
	05-	F	F		23-0792			Ø 313,0 Th 26,0-22,0	Vent.
			R		23-0767			Ø 294,0 Th 13,5-11,5	
1.9 TDi, 4motion Eng.AUY/ BVK (85kW)	00-	F	F		22-0279-1		Ate	Th 20,0	Disc 288x25 mm, 15Inch Wheels
			F		22-0550-0		Ate	Th 19,0	Disc 300x26 mm, 16Inch Wheels
			F		22-0551-0		Ate	Th 19,5	4 motion
			R		22-0346-2		Gir	Th 16,5	4 motion
	4/00-	R	R		22-0100-3		Gir	Th 17,0	
			F		23-0736			Ø 300,0 Th 26,0-22,0	Ch 7M2000001-, Vent., Exc. 4motion, 15Inch Wheels
	00-	F	F		23-0792			Ø 313,0 Th 26,0-22,0	Vent., 4motion, 16Inch Wheels
			F		23-0403			Ø 288,0 Th 25,0-21,0	Ch -7M1070000, Vent., Exc. 4motion
			R		23-0767			Ø 294,0 Th 13,5-11,5	4motion
			R		23-0404			Ø 268,0 Th 10,0-8,0	Exc. 4motion
2.0 Eng.ADY/ ATM (85kW)	-00	F	F		22-0279-0		Ate	Th 20,0	
			F		22-0279-1		Ate	Th 20,0	Disc 288x25 mm, 15Inch Wheels
			F		22-0550-0		Ate	Th 19,0	Disc 300x26 mm, 16Inch Wheels
	00-	R	R		22-0100-1		Gir	Th 17,0	
			R		22-0100-3		Gir	Th 17,0	
			F		23-0736			Ø 300,0 Th 26,0-22,0	Ch 7M2000001-, Vent.
10/95-00	F	F		23-0403			Ø 288,0 Th 25,0-21,0	Ch -7M1070000, Vent.	
		R		23-0404			Ø 268,0 Th 10,0-8,0		
2.0 GTi 16v Eng.ABF (110kW)	1/96-12/00	F	F		22-0279-0		Ate	Th 20,0	
			R		22-0100-1		Gir	Th 17,0	
2.0 TDi Eng.BKD/ BRT (103kW)	8/06-	F	F		22-0550-0		Ate	Th 19,0	
			R		22-0100-3		Gir	Th 17,0	
	8/06-	F	F		23-0736			Ø 300,0 Th 26,0-22,0	Vent.
			R		23-0404			Ø 268,0 Th 10,0-8,0	
2.8 V6 24v, 4motion Eng.AYL (150kW)	4/00-	F	F		22-0551-0		Ate	Th 19,5	
			R		22-0346-2		Gir	Th 16,5	
	00-	F	F		23-0792			Ø 313,0 Th 26,0-22,0	Vent.
			R		23-0767			Ø 294,0 Th 13,5-11,5	
2.8 VR6, Syncro Eng.AAA/ AMY (128kW)	11/96-4/00	F	F		22-0279-0		Ate	Th 20,0	
			R		22-0100-1		Gir	Th 17,0	
	96-00	F	F		23-0403			Ø 288,0 Th 25,0-21,0	Vent.
			R		23-0404			Ø 268,0 Th 10,0-8,0	
<b>Tiguan 11/07-</b>									
1.4 16v TSI Eng.BWK (110kW)	11/07-	F	F		22-0675-1		Ate	Th 20,0	
			R		22-0806-0		Gir	Th 17,0	
	08-	F	F		23-0840			Ø 312,0 Th 25,0-22,0	Vent., Cod. ID PR 1LJ/1ZD
			R		23-0852			Ø 286,0 Th 12,0-10,0	Cod. ID PR 1KU, w/EPB
2.0 TDi Eng.CBAA (100kW)	11/07-	F	F		22-0675-1		Ate	Th 20,0	
			R		22-0806-0		Gir	Th 17,0	
2.0 TDi 16v Eng.CBBB (125kW)	11/07-	F	F		22-0675-1		Ate	Th 20,0	
			R		22-0806-0		Gir	Th 17,0	
	08-	F	F		23-0840			Ø 312,0 Th 25,0-22,0	Vent., Cod. ID PR 1LJ/1ZD
			R		23-0852			Ø 286,0 Th 12,0-10,0	Cod. ID PR 1KU
2.0 TDi 16v, FWD Eng.CBAB (103kW)	11/07-	F	F		22-0675-1		Ate	Th 20,0	
			R		22-0806-0		Gir	Th 17,0	
	07-	F		23-0840			Ø 312,0 Th 25,0-22,0	Vent., Cod. ID PR 1LJ/1ZD	



















































		Spare Parts	F/R	L/R	METELLI ref.	METELLI ref. w/KIT		DIMENSIONS mm.	NOTE
2.0 TDi 16v, FWD Eng.CBAB (103kW)	07-		R		23-0852			Ø 286,0 Th 12,0-10,0	Cod. ID PR 1KU, w/EPB
2.0 TFSi Eng.CAWA (125kW)	9/07-		F		22-0675-1		Ate	Th 20,0	
	9/07-		R		22-0806-0		Gir	Th 17,0	
	08-		F		23-0840			Ø 312,0 Th 25,0-22,0	Vent., Cod. ID PR 1LJ/1ZD
			R		23-0852			Ø 286,0 Th 12,0-10,0	Cod. ID PR 1KU
2.0 TFSi Eng.CAWB (147kW)	11/07-		F		22-0675-1		Ate	Th 20,0	
	11/07-		R		22-0806-0		Gir	Th 17,0	
	07-		F		23-0840			Ø 312,0 Th 25,0-22,0	Vent., Cod. ID PR 1LJ/1ZD
	07-		R		23-0852			Ø 286,0 Th 12,0-10,0	Cod. ID PR 1KU, w/EPB
<b>Touareg (7LA) 10/02-</b>									
2.5 R5 TDi Eng.BAC/ BPE (128kW)	1/03-		F		22-0552-2		Ate	Th 20,0	
	1/03-		R		22-0661-0		Ate	Th 19,0	
	03-		F		23-0773C			Ø 307,5 Th 29,5-25,5	Vent., (Coated), 16Inch Wheels
	03-		F L		23-0919			Ø 330,0 Th 32,0-30,0	Vent., Cod. ID PR 1LC/ 1LE
	03-		F L		23-0882			Ø 350,0 Th 34,0-32,0	Vent., Cod. ID PR 1LF, 18Inch Wheels
	03-		F R		23-0920			Ø 330,0 Th 32,0-29,8	Vent., Cod. ID PR 1LC/ 1LE
	03-		F R		23-0876			Ø 350,0 Th 34,0-32,0	Vent., Cod. ID PR 1LF, 18Inch Wheels
	03-		R		23-0849C			Ø 314,0 Th 22,0-18,0	Vent., (Coated), Cod. ID PR 1KE
	03-		R		23-0883			Ø 320,0 Th 28,0-26,0	Vent., Cod. ID PR 1KF/1KQ
	1/03-			R		53-0244	53-0244K		210,0x31
	1/03-	R			53-0019	53-0019K	Ate	185,0x30	Hand Brake
	2.5 TDi Eng.BLK/ BPD (120kW)	1/03-		F		22-0552-2		Ate	Th 20,0
1/03-		R			22-0661-0		Ate	Th 19,0	
03-			F		23-0773C			Ø 307,5 Th 29,5-25,5	Vent., (Coated), 16Inch Wheels
03-			F L		23-0919			Ø 330,0 Th 32,0-30,0	Vent., Cod. ID PR 1LC/ 1LE
03-			F L		23-0882			Ø 350,0 Th 34,0-32,0	Vent., Cod. ID PR 1LF, 18Inch Wheels
03-			F R		23-0920			Ø 330,0 Th 32,0-29,8	Vent., Cod. ID PR 1LC/ 1LE
03-			F R		23-0876			Ø 350,0 Th 34,0-32,0	Vent., Cod. ID PR 1LF, 18Inch Wheels
03-			R		23-0849C			Ø 314,0 Th 22,0-18,0	Vent., (Coated), Cod. ID PR 1KE
03-			R		23-0883			Ø 320,0 Th 28,0-26,0	Vent., Cod. ID PR 1KF/1KQ
8/03-				R		53-0244	53-0244K		210,0x31
8/03-		R			53-0019	53-0019K	Ate	185,0x30	Hand Brake
3.0 TDi Eng.BUN (155kW)		06-		F L		23-0882			Ø 350,0 Th 34,0-32,0
	06-	F R			23-0876			Ø 350,0 Th 34,0-32,0	Vent., Cod. ID PR 1LF, 18Inch Wheels
	06-	R			23-0883			Ø 320,0 Th 28,0-26,0	Vent., Cod. ID PR 1KF/1KQ
	12/06-		R		53-0244	53-0244K		210,0x31	Hand Brake
	12/06-		R		53-0019	53-0019K	Ate	185,0x30	Hand Brake
3.0 V6 TDi Eng.BKS (165kW)	05-		F		22-0653-0	22-0653-0K	Bre	Th 16,5	
	05-		F		22-0659-0	22-0659-0K	Bre	Th 16,5	
	05-		R		22-0655-0	22-0655-0K	Bre	Th 16,5	
	05-		R		22-0660-0	22-0660-0K	Bre	Th 16,5	
	04-		F		23-0773C			Ø 307,5 Th 29,5-25,5	Vent., (Coated), Cod. ID PR 1LB
	04-		F L		23-0919			Ø 330,0 Th 32,0-30,0	Vent., Cod. ID PR 1LC/ 1LE
	04-		F L		23-0882			Ø 350,0 Th 34,0-32,0	Vent., Cod. ID PR 1LF, 18Inch Wheels
	04-		F R		23-0920			Ø 330,0 Th 32,0-29,8	Vent., Cod. ID PR 1LC/ 1LE
	04-		F R		23-0876			Ø 350,0 Th 34,0-32,0	Vent., Cod. ID PR 1LF, 18Inch Wheels
	04-		R		23-0849C			Ø 314,0 Th 22,0-18,0	Vent., (Coated), Cod. ID PR 1KE
	04-		R		23-0883			Ø 320,0 Th 28,0-26,0	Vent., Cod. ID PR 1KF/1KQ
	11/04-			R		53-0244	53-0244K		210,0x31
11/04-	R			53-0019	53-0019K	Ate	185,0x30	Hand Brake	
3.0 V6 TDi Eng.CAS (176kW)	07-		F		23-0773C			Ø 307,5 Th 29,5-25,5	Vent., (Coated), Cod. ID PR 1LB
	07-		F L		23-0919			Ø 330,0 Th 32,0-30,0	Vent., Cod. ID PR 1LC/ 1LE
	07-		F L		23-0882			Ø 350,0 Th 34,0-32,0	Vent., Cod. ID PR 1LF, 18Inch Wheels
	07-		F R		23-0920			Ø 330,0 Th 32,0-29,8	Vent., Cod. ID PR 1LC/ 1LE
	07-		F R		23-0876			Ø 350,0 Th 34,0-32,0	Vent., Cod. ID PR 1LF, 18Inch Wheels
	07-		R		23-0849C			Ø 314,0 Th 22,0-18,0	Vent., (Coated), Cod. ID PR 1KE
	07-		R		23-0883			Ø 320,0 Th 28,0-26,0	Vent., Cod. ID PR 1KF/1KQ
	12/07-			R		53-0244	53-0244K		210,0x31
12/07-	R			53-0019	53-0019K	Ate	185,0x30	Hand Brake	
3.2 V6 Eng.AZZ/ BKJ (162kW)	02-		F		23-0773C			Ø 307,5 Th 29,5-25,5	Vent., (Coated), 16Inch Wheels
	02-		F L		23-0919			Ø 330,0 Th 32,0-30,0	Vent., Cod. ID PR 1LC/ 1LE
	02-		F L		23-0882			Ø 350,0 Th 34,0-32,0	Vent., Cod. ID PR 1LF, 18Inch Wheels
	02-		F R		23-0920			Ø 330,0 Th 32,0-29,8	Vent., Cod. ID PR 1LC/ 1LE
	02-		F R		23-0876			Ø 350,0 Th 34,0-32,0	Vent., Cod. ID PR 1LF, 18Inch Wheels
	02-		R		23-0883			Ø 320,0 Th 28,0-26,0	Vent., Cod. ID PR 1KF/1KQ
	02-05		R		23-0849C			Ø 314,0 Th 22,0-18,0	Vent., (Coated), Cod. ID PR 1KE



































		Spare Parts	F/R	L/R	METELLI ref.	METELLI ref. w/KIT		DIMENSIONS mm.	NOTE
3.2 V6 Eng.AZZ/ BKJ (162kW)	10/02-		R		53-0244	53-0244K		210,0x31	Hand Brake
	10/02-		R		53-0019	53-0019K	Ate	185,0x30	Hand Brake
3.2 V6 Eng.BMV/ BMX (177kW)	-05		F		22-0653-0	22-0653-0K	Bre	Th 16,5	
	05-		F		22-0659-0	22-0659-0K	Bre	Th 16,5	
	-05		R		22-0655-0	22-0655-0K	Bre	Th 16,5	
	05-		R		22-0660-0	22-0660-0K	Bre	Th 16,5	
	04-		F		23-0773C			Ø 307,5 Th 29,5-25,5	Vent., (Coated), 16Inch Wheels
	04-		F L		23-0919			Ø 330,0 Th 32,0-30,0	Vent., Cod. ID PR 1LC/ 1LE
	04-		F L		23-0882			Ø 350,0 Th 34,0-32,0	Vent., Cod. ID PR 1LF, 18Inch Wheels
	04-		F R		23-0920			Ø 330,0 Th 32,0-29,8	Vent., Cod. ID PR 1LC/ 1LE
	04-		F R		23-0876			Ø 350,0 Th 34,0-32,0	Vent., Cod. ID PR 1LF, 18Inch Wheels
	04-		R		23-0883			Ø 320,0 Th 28,0-26,0	Vent., Cod. ID PR 1KF/1KQ
	04-05		R		23-0849C			Ø 314,0 Th 22,0-18,0	Vent., (Coated), Cod. ID PR 1KE
	11/04-		R		53-0244	53-0244K		210,0x31	Hand Brake
	11/04-		R		53-0019	53-0019K	Ate	185,0x30	Hand Brake
3.6 V6 FSI Eng.BHK/ BHL (206kW)	3/06-		F		22-0653-0	22-0653-0K	Bre	Th 16,5	
	3/06-		R		22-0655-0	22-0655-0K	Bre	Th 16,5	
	06-		F		23-0773C			Ø 307,5 Th 29,5-25,5	Vent., (Coated), Cod ID PR 1LB
	06-		F L		23-0919			Ø 330,0 Th 32,0-30,0	Vent., Cod. ID PR 1LC/ 1LE
	06-		F L		23-0882			Ø 350,0 Th 34,0-32,0	Vent., Cod. ID PR 1LF, 18Inch Wheels
	06-		F R		23-0920			Ø 330,0 Th 32,0-29,8	Vent., Cod. ID PR 1LC/ 1LE
	06-		F R		23-0876			Ø 350,0 Th 34,0-32,0	Vent., Cod. ID PR 1LF, 18Inch Wheels
	06-		R		23-0849C			Ø 314,0 Th 22,0-18,0	Vent., (Coated), Cod. ID PR 1KE
	06-		R		23-0883			Ø 320,0 Th 28,0-26,0	Vent., Cod. ID PR 1KF/1KQ
	3/06-		R		53-0244	53-0244K		210,0x31	Hand Brake
4.2 FSi V8 Eng.BAR (257kW)	06-		F L		23-0882			Ø 350,0 Th 34,0-32,0	Vent., Cod. ID PR 1LF, 18Inch Wheels
	06-		F R		23-0876			Ø 350,0 Th 34,0-32,0	Vent., Cod. ID PR 1LF, 18Inch Wheels
	06-		R		23-0883			Ø 320,0 Th 28,0-26,0	Vent., Cod. ID PR 1KF/1KQ
4.2 V8 Eng.AXQ/ BHX (257kW)	12/02-		F		22-0654-0	22-0654-0K	Bre	Th 16,5	
	12/02-		R		22-0655-0	22-0655-0K	Bre	Th 16,5	
	02-		F		23-0773C			Ø 307,5 Th 29,5-25,5	Vent., (Coated), 16Inch Wheels
	02-		F L		23-0919			Ø 330,0 Th 32,0-30,0	Vent., Cod. ID PR 1LC/ 1LE
	02-		F L		23-0882			Ø 350,0 Th 34,0-32,0	Vent., Cod. ID PR 1LF, 18Inch Wheels
	02-		F R		23-0920			Ø 330,0 Th 32,0-29,8	Vent., Cod. ID PR 1LC/ 1LE
	02-		F R		23-0876			Ø 350,0 Th 34,0-32,0	Vent., Cod. ID PR 1LF, 18Inch Wheels
	02-		R		23-0883			Ø 320,0 Th 28,0-26,0	Vent., Cod. ID PR 1KF/1KQ
	02-		R		23-0849C			Ø 314,0 Th 22,0-18,0	Vent., (Coated), Cod. ID PR 1KE
	12/02-		R		53-0244	53-0244K		210,0x31	Hand Brake
	12/02-		R		53-0019	53-0019K	Ate	185,0x30	Hand Brake
	5.0 TDI Eng.CBW (258kW)		08-		F		23-0773C		
08-		F L			23-0919			Ø 330,0 Th 32,0-30,0	Vent., Cod. ID PR 1LC/ 1LE
08-		F L			23-0882			Ø 350,0 Th 34,0-32,0	Vent., Cod. ID PR 1LF, 18Inch Wheels
08-		F R			23-0920			Ø 330,0 Th 32,0-29,8	Vent., Cod. ID PR 1LC/ 1LE
08-		F R			23-0876			Ø 350,0 Th 34,0-32,0	Vent., Cod. ID PR 1LF, 18Inch Wheels
08-		R			23-0849C			Ø 314,0 Th 22,0-18,0	Vent., (Coated), Cod. ID PR 1KE
08-		R			23-0883			Ø 320,0 Th 28,0-26,0	Vent., Cod. ID PR 1KF/1KQ
5.0 V10 TDi Eng.AYH (230kW)	10/02-		F		22-0654-0	22-0654-0K	Bre	Th 16,5	
	10/02-		R		22-0655-0	22-0655-0K	Bre	Th 16,5	
	02-		F		23-0773C			Ø 307,5 Th 29,5-25,5	Vent., (Coated), 16Inch Wheels
	02-		F L		23-0919			Ø 330,0 Th 32,0-30,0	Vent., Cod. ID PR 1LC/ 1LE
	02-		F L		23-0882			Ø 350,0 Th 34,0-32,0	Vent., Cod. ID PR 1LF, 18Inch Wheels
	02-		F R		23-0920			Ø 330,0 Th 32,0-29,8	Vent., Cod. ID PR 1LC/ 1LE
	02-		F R		23-0876			Ø 350,0 Th 34,0-32,0	Vent., Cod. ID PR 1LF, 18Inch Wheels
	02-		R		23-0849C			Ø 314,0 Th 22,0-18,0	Vent., (Coated), Cod. ID PR 1KE
	02-		R		23-0883			Ø 320,0 Th 28,0-26,0	Vent., Cod. ID PR 1KF/1KQ
	10/02-		R		53-0244	53-0244K		210,0x31	Hand Brake
10/02-	R		53-0019	53-0019K	Ate	185,0x30	Hand Brake		
6.0 W12 Eng.BJN (331kW)	3/05-		F		22-0654-0	22-0654-0K	Bre	Th 16,5	
	3/05-		R		22-0655-0	22-0655-0K	Bre	Th 16,5	
	05-		F		23-0773C			Ø 307,5 Th 29,5-25,5	Vent., (Coated), 16Inch Wheels
	05-		F L		23-0919			Ø 330,0 Th 32,0-30,0	Vent., Cod. ID PR 1LC/ 1LE
	05-		F L		23-0882			Ø 350,0 Th 34,0-32,0	Vent., Cod. ID PR 1LF, 18Inch Wheels
	05-		F R		23-0920			Ø 330,0 Th 32,0-29,8	Vent., Cod. ID PR 1LC/ 1LE
	05-		F R		23-0876			Ø 350,0 Th 34,0-32,0	Vent., Cod. ID PR 1LF, 18Inch Wheels
	05-		R		23-0883			Ø 320,0 Th 28,0-26,0	Vent., Cod. ID PR 1KF/1KQ
	05-06		R		23-0849C			Ø 314,0 Th 22,0-18,0	Vent., (Coated), Cod. ID PR 1KE
	3/05-		R		53-0244	53-0244K		210,0x31	Hand Brake

		Spare Parts	F/R	L/R	METELLI ref.	METELLI ref. w/KIT		DIMENSIONS mm.	NOTE
6.0 W12 Eng.BJN (331kW)	3/05-		R		53-0019	53-0019K	Ate	185,0x30	Hand Brake
<b>Touran (1T1) 2/03-</b>									
1.4 16v TSi Eng.BMY (103kW)	5/06-		F		22-0548-0		Ate	Th 20,0	
	5/06-		R		22-0553-0		Gir	Th 17,0	
	06-		F		23-0734			Ø 288,0 Th 25,0-22,0	Vent., Cod. ID PR 1ZE/1ZP
	06-		F		23-0840			Ø 312,0 Th 25,0-22,0	Vent., Cod. ID PR 1LJ/1ZD
	06-		R		23-0725			Ø 260,0 Th 12,0-10,0	Cod. ID PR 1KE/1KF
	06-		R		23-0852			Ø 286,0 Th 12,0-10,0	Cod. ID PR 1KJ
1.4 TSi Eng.BLG (125kW)	07-		F		22-0548-0		Ate	Th 20,0	
	07-		R		22-0553-0		Gir	Th 17,0	
	07-		F		23-0734			Ø 288,0 Th 25,0-22,0	Vent., Cod. ID PR 1ZE/1ZP
	07-		F		23-0840			Ø 312,0 Th 25,0-22,0	Vent., Cod. ID PR 1LJ/1ZD
	07-		R		23-0725			Ø 260,0 Th 12,0-10,0	Cod. ID PR 1KE/1KF
	07-		R		23-0852			Ø 286,0 Th 12,0-10,0	Cod. ID PR 1KJ
1.4 TSi EcoFuel Eng.CDGA (110kW)	09-		F		23-0734			Ø 288,0 Th 25,0-22,0	Vent., Cod. ID PR 1ZE/1ZP
	09-		F		23-0840			Ø 312,0 Th 25,0-22,0	Vent., Cod. ID PR 1LJ/1ZD
	09-		R		23-0725			Ø 260,0 Th 12,0-10,0	Cod. ID PR 1KE/1KF
	09-		R		23-0852			Ø 286,0 Th 12,0-10,0	Cod. ID PR 1KJ
1.6 Eng.BGU (75kW)	7/03-		F		22-0548-0		Ate	Th 20,0	
	7/03-		R		22-0553-0		Gir	Th 17,0	
	03-		F		23-0734			Ø 288,0 Th 25,0-22,0	Vent., Cod. ID PR 1ZE/1ZP
	03-		F		23-0840			Ø 312,0 Th 25,0-22,0	Vent., Cod. ID PR 1LJ/1ZD
	03-		R		23-0725			Ø 260,0 Th 12,0-10,0	Cod. ID PR 1KE/1KF
	03-		R		23-0852			Ø 286,0 Th 12,0-10,0	Cod. ID PR 1KJ
1.6 Eng.BSE/ BSF (75kW)	7/03-		F		22-0548-0		Ate	Th 20,0	
	7/03-		R		22-0553-0		Gir	Th 17,0	
	03-		F		23-0734			Ø 288,0 Th 25,0-22,0	Vent., Cod. ID PR 1ZE/1ZP
	03-		F		23-0840			Ø 312,0 Th 25,0-22,0	Vent., Cod. ID PR 1LJ/1ZD
	03-		R		23-0725			Ø 260,0 Th 12,0-10,0	Cod. ID PR 1KE/1KF
	03-		R		23-0852			Ø 286,0 Th 12,0-10,0	Cod. ID PR 1KJ
1.6 FSI Eng.BAG/ BLF/ BLP (85kW)	2/03-		F		22-0548-0		Ate	Th 20,0	
	2/03-		R		22-0553-0		Gir	Th 17,0	
	03-		F		23-0734			Ø 288,0 Th 25,0-22,0	Vent., Cod. ID PR 1ZE/1ZP
	03-		F		23-0840			Ø 312,0 Th 25,0-22,0	Vent., Cod. ID PR 1LJ/1ZD
	03-		R		23-0725			Ø 260,0 Th 12,0-10,0	Cod. ID PR 1KE/1KF
	03-		R		23-0852			Ø 286,0 Th 12,0-10,0	Cod. ID PR 1KJ
1.9 TDi Eng.AVQ (74kW)	2/03-		F		22-0548-0		Ate	Th 20,0	
	2/03-		R		22-0553-0		Gir	Th 17,0	
	03-		F		23-0734			Ø 288,0 Th 25,0-22,0	Vent., Cod. ID PR 1ZE/1ZP
	03-		F		23-0840			Ø 312,0 Th 25,0-22,0	Vent., Cod. ID PR 1LJ/1ZD
	03-		R		23-0725			Ø 260,0 Th 12,0-10,0	Cod. ID PR 1KE/1KF
	03-		R		23-0852			Ø 286,0 Th 12,0-10,0	Cod. ID PR 1KJ
1.9 TDi Eng.BKC (77kW)	8/03-		F		22-0548-0		Ate	Th 20,0	
	8/03-		R		22-0553-0		Gir	Th 17,0	
	03-		F		23-0734			Ø 288,0 Th 25,0-22,0	Vent., Cod. ID PR 1ZE/1ZP
	03-		F		23-0840			Ø 312,0 Th 25,0-22,0	Vent., Cod. ID PR 1LJ/1ZD
	03-		R		23-0725			Ø 260,0 Th 12,0-10,0	Cod. ID PR 1KE/1KF
	03-		R		23-0852			Ø 286,0 Th 12,0-10,0	Cod. ID PR 1KJ
1.9 TDi Eng.BRU/ BXF (66kW)	11/04-		F		22-0548-0		Ate	Th 20,0	
	11/04-		R		22-0553-0		Gir	Th 17,0	
	04-		F		23-0734			Ø 288,0 Th 25,0-22,0	Vent., Cod. ID PR 1ZE/1ZP
	04-		F		23-0840			Ø 312,0 Th 25,0-22,0	Vent., Cod. ID PR 1LJ/1ZD
	04-		R		23-0725			Ø 260,0 Th 12,0-10,0	Cod. ID PR 1KE/1KF
	04-		R		23-0852			Ø 286,0 Th 12,0-10,0	Cod. ID PR 1KJ
2.0 EcoFuel Eng.BSX (80kW)	2/06-		F		22-0548-0		Ate	Th 20,0	
	2/06-		R		22-0553-0		Gir	Th 17,0	
	06-		F		23-0734			Ø 288,0 Th 25,0-22,0	Vent., Cod. ID PR 1ZE/1ZP
	06-		F		23-0840			Ø 312,0 Th 25,0-22,0	Vent., Cod. ID PR 1LJ/1ZD
	06-		R		23-0725			Ø 260,0 Th 12,0-10,0	Cod. ID PR 1KE/1KF
	06-		R		23-0852			Ø 286,0 Th 12,0-10,0	Cod. ID PR 1KJ
2.0 FSI Eng.AXW/ BLR/ BLX/ BLY (110kW)	10/03-		F		22-0548-0		Ate	Th 20,0	
	10/03-		R		22-0553-0		Gir	Th 17,0	
	03-		F		23-0734			Ø 288,0 Th 25,0-22,0	Vent., Cod. ID PR 1ZE/1ZP
	03-		F		23-0840			Ø 312,0 Th 25,0-22,0	Vent., Cod. ID PR 1LJ/1ZD
	03-		R		23-0725			Ø 260,0 Th 12,0-10,0	Cod. ID PR 1KE/1KF
	03-		R		23-0852			Ø 286,0 Th 12,0-10,0	Cod. ID PR 1KJ





























		Spare Parts	F/R	L/R	METELLI ref.	METELLI ref. w/KIT		DIMENSIONS mm.	NOTE
2.0 FSI Eng.BJZ (85kW)	10/04-	F	F		22-0548-0		Ate	Th 20,0	
	10/04-		R		22-0553-0		Gir	Th 17,0	
	04-	F	F		23-0734			Ø 288,0 Th 25,0-22,0	Vent., Cod. ID PR 1ZE/1ZP
	04-		F		23-0840			Ø 312,0 Th 25,0-22,0	Vent., Cod. ID PR 1LJ/1ZD
	04-		R		23-0725			Ø 260,0 Th 12,0-10,0	Cod. ID PR 1KE/1KF
	04-		R		23-0852			Ø 286,0 Th 12,0-10,0	Cod. ID PR 1KJ
2.0 TDi Eng.AZV (100kW)	2/03-	F	F		22-0548-0		Ate	Th 20,0	
	2/03-		R		22-0553-0		Gir	Th 17,0	
	03-	F	F		23-0734			Ø 288,0 Th 25,0-22,0	Vent., Cod. ID PR 1ZE/1ZP
	03-		F		23-0840			Ø 312,0 Th 25,0-22,0	Vent., Cod. ID PR 1LJ/1ZD
	03-		R		23-0725			Ø 260,0 Th 12,0-10,0	Cod. ID PR 1KE/1KF
	03-		R		23-0852			Ø 286,0 Th 12,0-10,0	Cod. ID PR 1KJ
2.0 TDi Eng.BKD/ BMM (103kW)	8/03-	F	F		22-0548-0		Ate	Th 20,0	
	8/03-		R		22-0553-0		Gir	Th 17,0	
	03-	F	F		23-0734			Ø 288,0 Th 25,0-22,0	Vent., Cod. ID PR 1ZE/1ZP
	03-		F		23-0840			Ø 312,0 Th 25,0-22,0	Vent., Cod. ID PR 1LJ/1ZD
	03-		R		23-0725			Ø 260,0 Th 12,0-10,0	Cod. ID PR 1KE/1KF
	03-		R		23-0852			Ø 286,0 Th 12,0-10,0	Cod. ID PR 1KJ
2.0 TDi 16v Eng.BMN (125kW)	12/05-	F	F		22-0548-0		Ate	Th 20,0	
	12/05-		R		22-0553-0		Gir	Th 17,0	
	05-	F	F		23-0734			Ø 288,0 Th 25,0-22,0	Vent., Cod. ID PR 1ZE/1ZP
	05-		F		23-0840			Ø 312,0 Th 25,0-22,0	Vent., Cod. ID PR 1LJ/1ZD
	05-		R		23-0725			Ø 260,0 Th 12,0-10,0	Cod. ID PR 1KE/1KF
	05-		R		23-0852			Ø 286,0 Th 12,0-10,0	Cod. ID PR 1KJ
<b>Vento (1H2) 11/91-9/98</b>									
1.4 Eng.ABD (40kW)	-96	F	F		22-0050-0		Gir	Th 16,0	+ABS
	-96		F		22-0045-1	22-0045-1K	K.H.	Th 19,5	-ABS
	96-8/97	F	F		22-0206-2		Ate	Th 15,0	+ABS
	96-8/97		F		22-0206-1		Ate	Th 19,5	-ABS
	91-98		F		23-0053			Ø 239,0 Th 12,0-10,0	
	11/91-9/98		R		53-0468		Vag	200,0x40	Hand Brake
	91-98	R		18-0202	18-0202K		Ø 200,0		
	91-98	R		51-0084		Ate	Ø 17,46 200,0x40	VAG, +ABS	
1.4 Eng.AEX (44kW)	-96	F	F		22-0050-0		Gir	Th 16,0	+ABS
	-96		F		22-0045-1	22-0045-1K	K.H.	Th 19,5	-ABS
	96-8/97	F	F		22-0206-2		Ate	Th 15,0	+ABS
	96-8/97		F		22-0206-1		Ate	Th 19,5	-ABS
	91-98		F		23-0053			Ø 239,0 Th 12,0-10,0	
	11/91-9/98		R		53-0468		Vag	200,0x40	Hand Brake
	91-94	R		18-0202	18-0202K		Ø 200,0		
	91-94	R		51-0084		Ate	Ø 17,46 200,0x40	VAG, +ABS	
1.6 Eng.ABU (55kW)	-96	F	F		22-0050-0		Gir	Th 16,0	+ABS
	-96		F		22-0045-1	22-0045-1K	K.H.	Th 19,5	-ABS
	96-8/97	F	F		22-0206-2		Ate	Th 15,0	+ABS
	96-8/97		F		22-0206-1		Ate	Th 19,5	-ABS
	9/96-98		F		23-0170			Ø 239,0 Th 20,0-18,0	Vent., +ABS
	92-98		F		23-0053			Ø 239,0 Th 12,0-10,0	-ABS
	95-98	F		23-0186			Ø 256,0 Th 13,0-11,0	-ABS, A/T	
	96-98	F		23-0230			Ø 256,0 Th 20,0-18,0	Vent., +ABS, M/T+A/T	
	9/92-9/98	R		53-0468		Vag	200,0x40	Hand Brake	
	1/92-98	R		18-0202	18-0202K		Ø 200,0		
92-98	R		51-0084		Ate	Ø 17,46 200,0x40	VAG, +ABS		
1.6 Eng.AEA/ AEE (55kW)	-96	F	F		22-0050-0		Gir	Th 16,0	+ABS
	-96		F		22-0045-1	22-0045-1K	K.H.	Th 19,5	-ABS
	96-8/97	F	F		22-0206-2		Ate	Th 15,0	+ABS
	96-8/97		F		22-0206-1		Ate	Th 19,5	-ABS
	9/96-98		F		23-0170			Ø 239,0 Th 20,0-18,0	Vent., +ABS
	92-98		F		23-0053			Ø 239,0 Th 12,0-10,0	-ABS
	95-98	F		23-0186			Ø 256,0 Th 13,0-11,0	-ABS, A/T	
	96-98	F		23-0230			Ø 256,0 Th 20,0-18,0	Vent., +ABS, M/T+A/T	
	9/92-9/98	R		53-0468		Vag	200,0x40	Hand Brake	
	1/92-98	R		18-0202	18-0202K		Ø 200,0		
92-98	R		51-0084		Ate	Ø 17,46 200,0x40	VAG, +ABS		
1.6 Eng.AEK/ AFT (74kW)	-96	F	F		22-0050-0		Gir	Th 16,0	+ABS
	-96		F		22-0050-2		Gir	Th 19,0	-ABS
	96-8/97	F	F		22-0215-1		Gir	Th 16,0	+ABS
	96-8/97		F		22-0215-0		Gir	Th 19,5	-ABS














































































































		Spare Parts	F/R	L/R	METELLI ref.	METELLI ref. w/KIT		DIMENSIONS mm.	NOTE
1.6 Eng.AEK/ AFT (74kW)	10/94-9/98		R		<b>22-0100-0</b>		Gir	Th 15,0	
	5/96-98		F		<b>23-0230</b>			Ø 256,0 Th 20,0-18,0	Vent.
	94-5/96		F		<b>23-0186</b>			Ø 256,0 Th 13,0-11,0	
	10/94-9/98		R		<b>53-0468</b>		Vag	200,0x40	Hand Brake
	7/94-98		R		<b>18-0202</b>	<b>18-0202K</b>		Ø 200,0	
	7/94-98		R		<b>51-0084</b>		Ate	Ø 17,46 200,0x40	VAG, +ABS
1.8 Eng.AAM (55kW)	-96		F		<b>22-0050-0</b>		Gir	Th 16,0	+ABS
	-96		F		<b>22-0045-1</b>	<b>22-0045-1K</b>	K.H.	Th 19,5	-ABS
	96-8/97		F		<b>22-0206-2</b>		Ate	Th 15,0	+ABS
	96-8/97		F		<b>22-0206-1</b>		Ate	Th 19,5	-ABS
	5/96-98		F		<b>23-0230</b>			Ø 256,0 Th 20,0-18,0	Vent., +ABS
	91-98		F		<b>23-0053</b>			Ø 239,0 Th 12,0-10,0	-ABS
	11/91-9/98		R		<b>53-0468</b>		Vag	200,0x40	Hand Brake
	91-98		R		<b>18-0202</b>	<b>18-0202K</b>		Ø 200,0	
	91-98		R		<b>51-0084</b>		Ate	Ø 17,46 200,0x40	VAG, +ABS
	91-98		R		<b>51-0086</b>		Vag	Ø 15,87 200,0x40	VAG
	91-98		R		<b>51-0086</b>		Vag	Ø 15,87 200,0x40	VAG
1.8 Eng.ABS/ ADZ (66kW)	-96		F		<b>22-0050-0</b>		Gir	Th 16,0	+ABS
	-96		F		<b>22-0050-2</b>		Gir	Th 19,0	-ABS
	96-8/97		F		<b>22-0215-1</b>		Gir	Th 16,0	+ABS
	96-8/97		F		<b>22-0215-0</b>		Gir	Th 19,5	-ABS
	11/91-9/98		R		<b>22-0100-0</b>		Gir	Th 15,0	
	2/95-98		F		<b>23-0186</b>			Ø 256,0 Th 13,0-11,0	M/T+A/T
	91-95		F		<b>23-0053</b>			Ø 239,0 Th 12,0-10,0	M/T+A/T
	91-98		F		<b>23-0230</b>			Ø 256,0 Th 20,0-18,0	Vent., M/T+A/T
	91-98		R		<b>23-0117</b>			Ø 226,0 Th 10,0-8,0	
	11/91-9/98		R		<b>53-0468</b>		Vag	200,0x40	Hand Brake
	91-98		R		<b>18-0202</b>	<b>18-0202K</b>		Ø 200,0	
	91-98		R		<b>51-0084</b>		Ate	Ø 17,46 200,0x40	VAG, +ABS
	1.9 D Eng.1Y (47-50kW)	-96		F		<b>22-0050-0</b>		Gir	Th 16,0
-96			F		<b>22-0045-1</b>	<b>22-0045-1K</b>	K.H.	Th 19,5	-ABS
96-8/97			F		<b>22-0206-2</b>		Ate	Th 15,0	+ABS
96-8/97			F		<b>22-0206-1</b>		Ate	Th 19,5	-ABS
91-98			F		<b>23-0053</b>			Ø 239,0 Th 12,0-10,0	
95-98			F		<b>23-0230</b>			Ø 256,0 Th 20,0-18,0	Vent.
11/91-9/98			R		<b>53-0468</b>		Vag	200,0x40	Hand Brake
91-94			R		<b>18-0202</b>	<b>18-0202K</b>		Ø 200,0	
91-98			R		<b>51-0084</b>		Ate	Ø 17,46 200,0x40	VAG, +ABS
1.9 SDi Eng.AEY (47kW)	-8/97		F		<b>22-0206-2</b>		Ate	Th 15,0	+ABS
	-8/97		F		<b>22-0206-1</b>		Ate	Th 19,5	-ABS
	97-98		F		<b>23-0053</b>			Ø 239,0 Th 12,0-10,0	
	97-98		F		<b>23-0230</b>			Ø 256,0 Th 20,0-18,0	Vent.
	4/97-9/98		R		<b>53-0468</b>		Vag	200,0x40	Hand Brake
	97-98		R		<b>18-0202</b>	<b>18-0202K</b>		Ø 200,0	
	97-98		R		<b>51-0084</b>		Ate	Ø 17,46 200,0x40	VAG, +ABS
	97-98		R		<b>51-0084</b>		Ate	Ø 17,46 200,0x40	VAG, +ABS
1.9 TD Eng.AAZ (55kW)	-96		F		<b>22-0050-0</b>		Gir	Th 16,0	+ABS
	-96		F		<b>22-0045-1</b>	<b>22-0045-1K</b>	K.H.	Th 19,5	-ABS
	96-8/97		F		<b>22-0206-2</b>		Ate	Th 15,0	+ABS
	96-8/97		F		<b>22-0206-1</b>		Ate	Th 19,5	-ABS
	91-98		F		<b>23-0053</b>			Ø 239,0 Th 12,0-10,0	
	11/91-9/98		R		<b>53-0468</b>		Vag	200,0x40	Hand Brake
	91-98		R		<b>18-0202</b>	<b>18-0202K</b>		Ø 200,0	
	91-98		R		<b>51-0084</b>		Ate	Ø 17,46 200,0x40	VAG, +ABS
	91-98		R		<b>51-0086</b>		Vag	Ø 15,87 200,0x40	VAG
	91-98		R		<b>51-0086</b>		Vag	Ø 15,87 200,0x40	VAG
1.9 TDi Eng.1Z (66kW)	-96		F		<b>22-0050-0</b>		Gir	Th 16,0	+ABS
	-96		F		<b>22-0050-2</b>		Gir	Th 19,0	-ABS
	96-8/97		F		<b>22-0215-1</b>		Gir	Th 16,0	+ABS
	96-8/97		F		<b>22-0215-0</b>		Gir	Th 19,5	-ABS
	93-98		F		<b>23-0186</b>			Ø 256,0 Th 13,0-11,0	
	93-98		F		<b>23-0230</b>			Ø 256,0 Th 20,0-18,0	Vent., +ABS
	93-98		R		<b>23-0117</b>			Ø 226,0 Th 10,0-8,0	-ABS
	9/93-9/98		R		<b>53-0468</b>		Vag	200,0x40	Hand Brake
	93-98		R		<b>18-0202</b>	<b>18-0202K</b>		Ø 200,0	
	93-98		R		<b>51-0084</b>		Ate	Ø 17,46 200,0x40	VAG, +ABS
1.9 TDi Eng.AFN (81kW)	-96		F		<b>22-0050-0</b>		Gir	Th 16,0	
	96-8/97		F		<b>22-0215-1</b>		Gir	Th 16,0	
	96-98		F		<b>23-0230</b>			Ø 256,0 Th 20,0-18,0	Vent.
	96-98		R		<b>23-0117</b>			Ø 226,0 Th 10,0-8,0	
	96-98		R		<b>23-0117</b>			Ø 226,0 Th 10,0-8,0	


































		Spare Parts	F/R	L/R	METELLI ref.	METELLI ref. w/KIT		DIMENSIONS mm.	NOTE
1.9 TDi Eng.AFN (81kW)	4/96-9/98		R		53-0468		Vag	200,0x40	Hand Brake
	96-98		R		18-0202	18-0202K		Ø 200,0	
	96-98		R		51-0084		Ate	Ø 17,46 200,0x40	VAG, +ABS
1.9 TDi Eng.AHU/ ALE (66kW)	-96		F		22-0050-0		Gir	Th 16,0	+ABS
	-96		F		22-0050-2		Gir	Th 19,0	-ABS
	96-8/97		F		22-0215-1		Gir	Th 16,0	+ABS
	96-8/97		F		22-0215-0		Gir	Th 19,5	-ABS
	93-98		F		23-0186			Ø 256,0 Th 13,0-11,0	
	93-98		F		23-0230			Ø 256,0 Th 20,0-18,0	Vent., +ABS
	93-98		R		23-0117			Ø 226,0 Th 10,0-8,0	-ABS
	9/93-9/98		R		53-0468		Vag	200,0x40	Hand Brake
	93-98		R		18-0202	18-0202K		Ø 200,0	
	93-98		R		51-0084		Ate	Ø 17,46 200,0x40	VAG, +ABS
2.0 Eng.2E/ ADY/ AGG/ AKR (85kW)	11/91-9/98		F		22-0050-0		Gir	Th 16,0	
	11/91-9/98		R		22-0100-0		Gir	Th 15,0	
	91-98		F		23-0230			Ø 256,0 Th 20,0-18,0	Vent.
	91-98		R		23-0117			Ø 226,0 Th 10,0-8,0	
	11/91-9/98		R		53-0468		Vag	200,0x40	Hand Brake
2.0 GTi 16v Eng.ABF (110kW)	91-		F		22-0050-1		Gir	Th 19,0	Ch -1HZS560000
	-96		F		22-0050-2		Gir	Th 19,0	Ch 1HZS560001-
	96-98		F		22-0181-2		Ate	Th 20,0	
	11/91-9/98		R		22-0100-0		Gir	Th 15,0	
	91-98		F		23-0242		Luc	Ø 280,0 Th 22,0-20,0	Vent.
	91-98		R		23-0312		Luc	Ø 226,0 Th 10,0-8,0	
	11/91-9/98		R		53-0468		Vag	200,0x40	Hand Brake
2.8 VR6 Eng.AAA (128kW)	-96		F		22-0050-1		Gir	Th 19,0	
	96-8/97		F		22-0181-2		Ate	Th 20,0	
	1/92-9/98		R		22-0100-0		Gir	Th 15,0	
	4/95-98		F		23-0448			Ø 288,0 Th 24,9-23,0	Vent.
	92-4/95		F		23-0242			Ø 280,0 Th 22,0-20,0	Vent.
	92-98		R		23-0312			Ø 226,0 Th 10,0-8,0	

## VOLKSWAGEN LCV















<b>Caddy I (14) 8/82-7/92</b>										
1.5 Eng.JB (51kW)	8/82-7/83		F		22-0045-1	22-0045-1K	K.H.	Th 19,5		
	82-83		F		23-0053			Ø 239,0 Th 12,0-10,0		
	8/82-7/83		R		53-0465		Vag	180,0x31	Hand Brake	
	8/82-7/83		R		53-0009		Vag	230,0x40	Hand Brake	
	8/82-83		R		18-0200	18-0200K		Ø 230,0		
	82-83		R		51-0131		Ate	Ø 20,64 230,0x40	VAG	
1.6 Eng.EM/ EW (55kW)	1/83-7/92		F		22-0045-1	22-0045-1K	K.H.	Th 19,5		
	8/83-92		F		23-0053			Ø 239,0 Th 12,0-10,0		
	-83		R		53-0465		Vag	180,0x31	Hand Brake	
	83-		R		53-0008		Vag	230,0x40	Hand Brake	
	83-		R		53-0009		Vag	230,0x40	Hand Brake	
	8/82-7/92		R		18-0200	18-0200K		Ø 230,0		
1.6 D Eng.JK/ ME (40kW)	82-92		R		51-0131		Ate	Ø 20,64 230,0x40	VAG	
	1.8 Eng.JH (70kW)	8/82-7/92		F		22-0045-1	22-0045-1K	K.H.	Th 19,5	
		8/83-92		F		23-0053			Ø 239,0 Th 12,0-10,0	
		8/82-7/92		R		53-0008		Vag	230,0x40	Hand Brake
		8/82-7/92		R		53-0009		Vag	230,0x40	Hand Brake
		8/82-7/92		R		18-0200	18-0200K		Ø 230,0	
82-92			R		51-0131		Ate	Ø 20,64 230,0x40	VAG	
<b>Caddy II (9K9) 11/95-1/04</b>	8/85-7/92		F		22-0045-1	22-0045-1K	K.H.	Th 19,5		
	85-92		F		23-0053			Ø 239,0 Th 12,0-10,0		
	8/85-7/92		R		53-0008		Vag	230,0x40	Hand Brake	
	8/85-7/92		R		53-0009		Vag	230,0x40	Hand Brake	
	85-92		R		18-0200	18-0200K		Ø 230,0		
	85-92		R		51-0131		Ate	Ø 20,64 230,0x40	VAG	
1.4 Eng.AEX/ AKV/ APQ (44kW)	11/95-1/04		F		22-0215-1		Gir	Th 16,0	Ch 9KT514501-	
	11/95-1/04		F		22-0050-2		Gir	Th 19,0	Ch -9KT514500	
	4/96-04		F		23-0230			Ø 256,0 Th 20,0-18,0	Vent.	
	95-4/96		F		23-0186			Ø 256,0 Th 13,0-11,0		
	11/95-1/04		R		53-0009		Vag	230,0x40	Hand Brake	
			R		18-0359			Ø 230,0	Ch 9KX023409-, -ABS	
	11/95-		R		18-0213	18-0213K		Ø 200,0	Ch -9KX023408	



































		Spare Parts	F/R	L/R	METELLI ref.	METELLI ref. w/KIT		DIMENSIONS mm.	NOTE
1.4 Eng.AEX/ AKV/ APQ (44kW)	11/95-95-		R		<b>18-0208</b>	<b>18-0208K</b>		Ø 230,0	Ch -9KX023408, -ABS
			R		<b>51-0147</b>		Vag	Ø 20,64 230,0x32	Ch 9KY500748-, VAG
			R		<b>51-0131</b>		Ate	Ø 20,64 230,0x40	Ch -9KY500747, VAG
1.4 Eng.AUD (44kW)	11/95-1/04		F		<b>22-0215-1</b>		Gir	Th 16,0	Ch 9KT514501-
			F		<b>22-0050-2</b>		Gir	Th 19,0	Ch -9KT514500
	4/96-04		F		<b>23-0230</b>			Ø 256,0 Th 20,0-18,0	Vent.
	95-4/96		F		<b>23-0186</b>			Ø 256,0 Th 13,0-11,0	
	11/95-1/04		R		<b>53-0009</b>		Vag	230,0x40	Hand Brake
			R		<b>18-0359</b>			Ø 230,0	Ch 9KX023409-, -ABS
	11/95-		R		<b>18-0213</b>	<b>18-0213K</b>		Ø 200,0	Ch -9KX023408
	11/95-		R		<b>18-0208</b>	<b>18-0208K</b>		Ø 230,0	Ch -9KX023408, -ABS
	95-		R		<b>51-0147</b>		Vag	Ø 20,64 230,0x32	Ch 9KY500748-, VAG
			R		<b>51-0131</b>		Ate	Ø 20,64 230,0x40	Ch -9KY500747, VAG
1.4 16v Eng.AHW/ AKQ/ APE/ AUA (55kW)	8/00-1/04		F		<b>22-0215-1</b>		Gir	Th 16,0	Ch 9KT514501-
			F		<b>22-0050-2</b>		Gir	Th 19,0	Ch -9KT514500
	00-04		F		<b>23-0230</b>			Ø 256,0 Th 20,0-18,0	Vent.
	8/00-1/04		R		<b>53-0379</b>		Vag	230,0x32	Hand Brake
	00-		R		<b>18-0359</b>			Ø 230,0	Ch 9KX023409-, -ABS
			R		<b>18-0213</b>	<b>18-0213K</b>		Ø 200,0	Ch -9KX023408
	00-		R		<b>18-0208</b>	<b>18-0208K</b>		Ø 230,0	Ch -9KX023408, -ABS
	95-		R		<b>51-0147</b>		Vag	Ø 20,64 230,0x32	Ch 9KY500748-, VAG
			R		<b>51-0131</b>		Ate	Ø 20,64 230,0x40	Ch -9KY500747, VAG
	1.6 Eng.1F (53-55kW)	4/96-00		F		<b>23-0230</b>			Ø 256,0 Th 20,0-18,0
95-4/96			F		<b>23-0186</b>			Ø 256,0 Th 13,0-11,0	
11/95-9/00			R		<b>53-0468</b>		Vag	200,0x40	Hand Brake
11/95-9/00			R		<b>53-0009</b>		Vag	230,0x40	Hand Brake
11/95-			R		<b>18-0359</b>			Ø 230,0	Ch 9KX023409-, -ABS
			R		<b>18-0213</b>	<b>18-0213K</b>		Ø 200,0	Ch -9KX023408
11/95-			R		<b>18-0208</b>	<b>18-0208K</b>		Ø 230,0	Ch -9KX023408, -ABS
95-			R		<b>51-0147</b>		Vag	Ø 20,64 230,0x32	Ch 9KY500748-, VAG
			R		<b>51-0131</b>		Ate	Ø 20,64 230,0x40	Ch -9KY500747, VAG
1.6 Eng.AEE (55kW)		11/95-9/00		F		<b>22-0215-1</b>		Gir	Th 16,0
	11/95-9/00		F		<b>22-0050-2</b>		Gir	Th 19,0	Ch -9KT514500
	4/96-00		F		<b>23-0230</b>			Ø 256,0 Th 20,0-18,0	Vent.
	95-4/96		F		<b>23-0186</b>			Ø 256,0 Th 13,0-11,0	
	11/95-9/00		R		<b>53-0468</b>		Vag	200,0x40	Hand Brake
	11/95-9/00		R		<b>53-0009</b>		Vag	230,0x40	Hand Brake
	11/95-		R		<b>18-0359</b>			Ø 230,0	Ch 9KX023409-, -ABS
			R		<b>18-0213</b>	<b>18-0213K</b>		Ø 200,0	Ch -9KX023408
	11/95-		R		<b>18-0208</b>	<b>18-0208K</b>		Ø 230,0	Ch -9KX023408, -ABS
	95-		R		<b>51-0147</b>		Vag	Ø 20,64 230,0x32	Ch 9KY500748-, VAG
		R		<b>51-0131</b>		Ate	Ø 20,64 230,0x40	Ch -9KY500747, VAG	
1.7 SDi Eng.AHB (42kW)	7/96-9/00		F		<b>22-0045-1</b>	<b>22-0045-1K</b>	K.H.	Th 19,5	
	-4/96		F		<b>23-0186</b>			Ø 256,0 Th 13,0-11,0	
	4/96-00		F		<b>23-0230</b>			Ø 256,0 Th 20,0-18,0	Vent.
	7/96-9/00		R		<b>53-0009</b>		Vag	230,0x40	Hand Brake
	96-		R		<b>18-0359</b>			Ø 230,0	Ch 9KX023409-, -ABS
			R		<b>18-0213</b>	<b>18-0213K</b>		Ø 200,0	Ch -9KX023408
	96-		R		<b>18-0208</b>	<b>18-0208K</b>		Ø 230,0	Ch -9KX023408, -ABS
	96-		R		<b>51-0147</b>		Vag	Ø 20,64 230,0x32	Ch 9KY500748-, VAG
			R		<b>51-0131</b>		Ate	Ø 20,64 230,0x40	Ch -9KY500747, VAG
	1.9 D Eng.1Y (47kW)	11/95-1/04		F		<b>22-0215-1</b>		Gir	Th 16,0
11/95-1/04			F		<b>22-0050-2</b>		Gir	Th 19,0	Ch -9KT514500
4/96-04			F		<b>23-0230</b>			Ø 256,0 Th 20,0-18,0	Vent.
95-4/96			F		<b>23-0186</b>			Ø 256,0 Th 13,0-11,0	
11/95-1/04			R		<b>53-0468</b>		Vag	200,0x40	Hand Brake
11/95-1/04			R		<b>53-0379</b>		Vag	230,0x32	Hand Brake
11/95-1/04			R		<b>53-0009</b>		Vag	230,0x40	Hand Brake
11/95-			R		<b>18-0359</b>			Ø 230,0	Ch 9KX023409-, -ABS
			R		<b>18-0213</b>	<b>18-0213K</b>		Ø 200,0	Ch -9KX023408
11/95-			R		<b>18-0208</b>	<b>18-0208K</b>		Ø 230,0	Ch -9KX023408, -ABS
95-		R		<b>51-0147</b>		Vag	Ø 20,64 230,0x32	Ch 9KY500748-, VAG	
		R		<b>51-0131</b>		Ate	Ø 20,64 230,0x40	Ch -9KY500747, VAG	
1.9 D Eng.AEF (47kW)	11/95-1/04		F		<b>22-0215-1</b>		Gir	Th 16,0	Ch 9KT514501-
	11/95-1/04		F		<b>22-0050-2</b>		Gir	Th 19,0	Ch -9KT514500
	4/96-04		F		<b>23-0230</b>			Ø 256,0 Th 20,0-18,0	Vent.
	95-4/96		F		<b>23-0186</b>			Ø 256,0 Th 13,0-11,0	
	11/95-1/04		R		<b>53-0468</b>		Vag	200,0x40	Hand Brake
















































		Spare Parts	F/R	L/R	METELLI ref.	METELLI ref. w/KIT		DIMENSIONS mm.	NOTE	
1.9 D Eng.AEF (47kW)	11/95-1/04		R		53-0379		Vag	230,0x32	Hand Brake	
	11/95-1/04		R		53-0009		Vag	230,0x40	Hand Brake	
			R		18-0359			Ø 230,0	Ch -9KX023409-, -ABS	
	11/95-		R		18-0213	18-0213K		Ø 200,0	Ch -9KX023408	
	11/95-		R		18-0208	18-0208K		Ø 230,0	Ch -9KX023408, -ABS	
			R		51-0147		Vag	Ø 20,64 230,0x32	Ch 9KY500748-, VAG	
	95-		R		51-0131		Ate	Ø 20,64 230,0x40	Ch -9KY500747, VAG	
1.9 SDi Eng.AEY/ AYQ (47kW)	11/95-1/04		F		22-0215-1		Gir	Th 16,0	Ch 9KT514501-	
	11/95-1/04		F		22-0050-2		Gir	Th 19,0	Ch -9KT514500	
	4/96-04		F		23-0230			Ø 256,0 Th 20,0-18,0	Vent.	
	95-4/96		F		23-0186			Ø 256,0 Th 13,0-11,0		
	11/95-1/04		R		53-0468		Vag	200,0x40	Hand Brake	
	11/95-1/04		R		53-0379		Vag	230,0x32	Hand Brake	
	11/95-1/04		R		53-0009		Vag	230,0x40	Hand Brake	
			R		18-0359			Ø 230,0	Ch 9KX023409-, -ABS	
	11/95-		R		18-0213	18-0213K		Ø 200,0	Ch -9KX023408	
	11/95-		R		18-0208	18-0208K		Ø 230,0	Ch -9KX023408, -ABS	
	-04		R		51-0147		Vag	Ø 20,64 230,0x32	Ch 9KY500748-, VAG	
	95-		R		51-0131		Ate	Ø 20,64 230,0x40	Ch -9KY500747, VAG	
	1.9 TDi Eng.AHU/ ALE / ALH (66kW)	9/96-1/04		F		22-0215-1		Gir	Th 16,0	Ch 9KT514501-
9/96-1/04			F		22-0050-2		Gir	Th 19,0	Ch -9KT514500	
96-04			F		23-0230			Ø 256,0 Th 20,0-18,0	Vent.	
9/96-1/04			R		53-0468		Vag	200,0x40	Hand Brake	
9/96-1/04			R		53-0379		Vag	230,0x32	Hand Brake	
9/96-1/04			R		53-0009		Vag	230,0x40	Hand Brake	
			R		18-0359			Ø 230,0	Ch 9KX023409-, -ABS	
96-			R		18-0213	18-0213K		Ø 200,0	Ch -9KX023408	
96-			R		18-0208	18-0208K		Ø 230,0	Ch -9KX023408, -ABS	
			R		51-0147		Vag	Ø 20,64 230,0x32	Ch 9KY500748-, VAG	
96-			R		51-0131		Ate	Ø 20,64 230,0x40	Ch -9KY500747, VAG	
<b>Caddy II (9U7) Pick-Up 11/95-2/04</b>										
1.4 Eng.AEX/ AKV/ APQ (44kW)		4/96-04		F		23-0230			Ø 256,0 Th 20,0-18,0	Vent.
	95-4/96		F		23-0186			Ø 256,0 Th 13,0-11,0		
	11/95-2/04		R		53-0009		Vag	230,0x40	Hand Brake	
			R		18-0359			Ø 230,0	Ch 9KX023409-, -ABS	
	11/95-		R		18-0213	18-0213K		Ø 200,0	Ch -9KX023408	
11/95-		R		18-0208	18-0208K		Ø 230,0	Ch -9KX023408, -ABS		
1.4 Eng.AUA (55kW)	00-		F		23-0230			Ø 256,0 Th 20,0-18,0	Vent.	
	8/00-2/04		R		53-0379		Vag	230,0x32	Hand Brake	
			R		18-0359			Ø 230,0	Ch 9KX023409-, -ABS	
	00-		R		18-0213	18-0213K		Ø 200,0	Ch -9KX023408	
	00-		R		18-0208	18-0208K		Ø 230,0	Ch -9KX023408, -ABS	
1.4 Eng.AUD (44kW)	4/96-04		F		23-0230			Ø 256,0 Th 20,0-18,0	Vent.	
	95-4/96		F		23-0186			Ø 256,0 Th 13,0-11,0		
	11/95-2/04		R		53-0009		Vag	230,0x40	Hand Brake	
			R		18-0359			Ø 230,0	Ch 9KX023409-, -ABS	
	11/95-		R		18-0213	18-0213K		Ø 200,0	Ch -9KX023408	
11/95-		R		18-0208	18-0208K		Ø 230,0	Ch -9KX023408, -ABS		
1.6 Eng.1F (53-55kW)	4/96-04		F		23-0230			Ø 256,0 Th 20,0-18,0	Vent.	
	95-4/96		F		23-0186			Ø 256,0 Th 13,0-11,0		
	11/95-2/04		R		53-0468		Vag	200,0x40	Hand Brake	
	11/95-2/04		R		53-0009		Vag	230,0x40	Hand Brake	
			R		18-0359			Ø 230,0	Ch 9KX023409-, -ABS	
	11/95-		R		18-0213	18-0213K		Ø 200,0	Ch -9KX023408	
	11/95-		R		18-0208	18-0208K		Ø 230,0	Ch -9KX023408, -ABS	
			R		51-0147		Vag	Ø 20,64 230,0x32	Ch 9KY500748-, VAG	
	95-		R		51-0125		Vag	Ø 19,05 200,0x40	VAG, +ABS	
95-12/00		R		51-0131		Ate	Ø 20,64 230,0x40	VAG		
1.6 Eng.AEE (55kW)	11/95-2/04		F		22-0039-0		Gir	Th 18,0		
	4/96-04		F		23-0230			Ø 256,0 Th 20,0-18,0	Vent.	
	95-4/96		F		23-0186			Ø 256,0 Th 13,0-11,0		
	11/95-2/04		R		53-0468		Vag	200,0x40	Hand Brake	
	11/95-2/04		R		53-0009		Vag	230,0x40	Hand Brake	
			R		18-0359			Ø 230,0	Ch 9KX023409-, -ABS	
	11/95-		R		18-0213	18-0213K		Ø 200,0	Ch -9KX023408	
	11/95-		R		18-0208	18-0208K		Ø 230,0	Ch -9KX023408, -ABS	
		R		51-0147		Vag	Ø 20,64 230,0x32	Ch 9KY500748-, VAG		


























		Spare Parts	F/R	L/R	METELLI ref.	METELLI ref. w/KIT		DIMENSIONS mm.	NOTE	
1.6 Eng.AEE (55kW)	95- 95-12/00		R		51-0125		Vag	Ø 19,05 200,0x40	VAG, +ABS	
			R		51-0131		Ate	Ø 20,64 230,0x40	VAG	
1.7 SDi Eng.AHB (42kW)	96-04 7/96-2/04		F		23-0230			Ø 256,0 Th 20,0-18,0	Vent.	
			R		53-0009		Vag	230,0x40	Hand Brake	
	R		18-0359				Ø 230,0	Ch 9KX023409-, -ABS		
	R		18-0213	18-0213K			Ø 200,0	Ch -9KX023408		
	R		18-0208	18-0208K			Ø 230,0	Ch -9KX023408, -ABS		
1.9 D Eng.1Y (47kW)	4/96- 95-4/96		F		23-0230			Ø 256,0 Th 20,0-18,0	Vent.	
			F		23-0186			Ø 256,0 Th 13,0-11,0		
	11/95-2/04		R		53-0468		Vag	200,0x40	Hand Brake	
			R		53-0379		Vag	230,0x32	Hand Brake	
	11/95-2/04		R		53-0009		Vag	230,0x40	Hand Brake	
			R		18-0359			Ø 230,0	Ch 9KX023409-, -ABS	
	11/95-		R		18-0213	18-0213K		Ø 200,0	Ch -9KX023408	
			R		18-0208	18-0208K		Ø 230,0	Ch -9KX023408, -ABS	
	11/95-		R		51-0147		Vag	Ø 20,64 230,0x32	Ch 9KY500748-, VAG	
			R		51-0131		Ate	Ø 20,64 230,0x40	VAG	
	11/95- 95-		R		51-0125		Vag	Ø 19,05 200,0x40	VAG, +ABS	
1.9 D Eng.AEF (47kW)	11/95-2/04 4/96- 95-4/96		F		22-0039-0		Gir	Th 18,0		
			F		23-0230			Ø 256,0 Th 20,0-18,0	Vent.	
	11/95-2/04		F		23-0186			Ø 256,0 Th 13,0-11,0		
			R		53-0468		Vag	200,0x40	Hand Brake	
	11/95-2/04		R		53-0379		Vag	230,0x32	Hand Brake	
			R		53-0009		Vag	230,0x40	Hand Brake	
	11/95-2/04		R		18-0359			Ø 230,0	Ch 9KX023409-, -ABS	
			R		18-0213	18-0213K		Ø 200,0	Ch -9KX023408	
	11/95-		R		18-0208	18-0208K		Ø 230,0	Ch -9KX023408, -ABS	
			R		51-0147		Vag	Ø 20,64 230,0x32	Ch 9KY500748-, VAG	
	11/95- 95-		R		51-0131		Ate	Ø 20,64 230,0x40	VAG	
R				51-0125		Vag	Ø 19,05 200,0x40	VAG, +ABS		
1.9 SDi Eng.AEY/ AYQ (47kW)	4/96-04 95-4/96		F		23-0230			Ø 256,0 Th 20,0-18,0	Vent.	
			F		23-0186			Ø 256,0 Th 13,0-11,0		
	11/95-2/04		R		53-0468		Vag	200,0x40	Hand Brake	
			R		53-0379		Vag	230,0x32	Hand Brake	
	11/95-2/04		R		53-0009		Vag	230,0x40	Hand Brake	
			R		18-0359			Ø 230,0	Ch 9KX023409-, -ABS	
	11/95-		R		18-0213	18-0213K		Ø 200,0	Ch -9KX023408	
			R		18-0208	18-0208K		Ø 230,0	Ch -9KX023408, -ABS	
11/95-		R		51-0147		Vag	Ø 20,64 230,0x32	Ch 9KY500748-, VAG		
		R		51-0131		Ate	Ø 20,64 230,0x40	VAG		
1.9 TDi Eng.AHU/ ALE (66kW)	96-04 9/96-2/04		F		23-0230			Ø 256,0 Th 20,0-18,0	Vent.	
			R		53-0468		Vag	200,0x40	Hand Brake	
	9/96-2/04		R		53-0379		Vag	230,0x32	Hand Brake	
			R		53-0009		Vag	230,0x40	Hand Brake	
	9/96-2/04		R		18-0359			Ø 230,0	Ch 9KX023409-, -ABS	
			R		18-0213	18-0213K		Ø 200,0	Ch -9KX023408	
	96- 96-		R		18-0208	18-0208K		Ø 230,0	Ch -9KX023408, -ABS	
			R		18-0208	18-0208K		Ø 230,0	Ch -9KX023408, -ABS	
	<b>Caddy III (2KA, KB) 3/04-</b>									
	1.4 16v Eng.BCA (55kW)	04- 04- 04-		F		22-0211-2		Ate	Th 19,5	Disc 280x22 mm
				F		22-0548-0		Ate	Th 20,0	Disc 288x25 mm
R					22-0553-0		Gir	Th 17,0		
04- 04- 04- 04- 04-			F		23-0733			Ø 280,0 Th 22,0-19,0	Vent., Cod. ID PR 1ZF/1ZM	
			F		23-0734			Ø 288,0 Th 25,0-22,0	Vent., Cod. ID PR 1ZE	
			F		23-0840			Ø 312,0 Th 25,0-22,0	Vent., Cod. ID PR 1LJ	
			R		23-0725			Ø 260,0 Th 12,0-10,0	Cod. ID PR 1ZE/1LJ	
			R		23-0724			Ø 255,0 Th 10,0-8,0	Ch 2K8060001-, Cod. ID PR 1ZF	
3/04-			R		53-0379		Vag	230,0x32	Hand Brake	
1.4 16v Eng.BUD (59kW)		06- 06- 06-		F		22-0211-2		Ate	Th 19,5	Disc 280x22 mm
				F		22-0548-0		Ate	Th 20,0	Disc 288x25 mm
	R				22-0553-0		Gir	Th 17,0		
	06- 06- 06- 06- 06-		F		23-0733			Ø 280,0 Th 22,0-19,0	Vent., Cod. ID PR 1ZF/1ZM	
			F		23-0734			Ø 288,0 Th 25,0-22,0	Vent., Cod. ID PR 1ZE	
			F		23-0840			Ø 312,0 Th 25,0-22,0	Vent., Cod. ID PR 1LJ	
			R		23-0725			Ø 260,0 Th 12,0-10,0	Cod. ID PR 1ZE/1LJ	
			R		23-0724			Ø 255,0 Th 10,0-8,0	Ch 2K8060001-, Cod. ID PR 1ZF	
5/06-		R		53-0379		Vag	230,0x32	Hand Brake		
1.6 Eng.BGU/ BSE/ BSF (75kW)	4/04- 4/04- 4/04-		F		22-0211-2		Ate	Th 19,5	Disc 280x22 mm	
			F		22-0548-0		Ate	Th 20,0	Disc 288x25 mm	
			R		22-0553-0		Gir	Th 17,0		




























		Spare Parts	F/R	L/R	METELLI ref.	METELLI ref. w/KIT		DIMENSIONS mm.	NOTE	
1.6 Eng.BGU/ BSE/ BSF (75kW)		04-	F		23-0733			Ø 280,0 Th 22,0-19,0	Vent., Cod. ID PR 1ZF/1ZM	
		04-	F		23-0734			Ø 288,0 Th 25,0-22,0	Vent., Cod. ID PR 1ZE	
		04-	F		23-0840			Ø 312,0 Th 25,0-22,0	Vent., Cod. ID PR 1LJ	
		04-	R		23-0725			Ø 260,0 Th 12,0-10,0	Cod. ID PR 1ZE/1LJ	
		04-	R		23-0724			Ø 255,0 Th 10,0-8,0	Ch 2K8060001-, Cod. ID PR 1ZF	
		4/04-	R		53-0379			Vag	230,0x32	Hand Brake
1.6 Eng.BRY (74kW)		3/05-	F		22-0211-2		Ate	Th 19,5	Disc 280x22 mm	
		3/05-	F		22-0548-0		Ate	Th 20,0	Disc 288x25 mm	
		3/05-	R		22-0553-0		Gir	Th 17,0		
		05-	F		23-0733			Ø 280,0 Th 22,0-19,0	Vent., Cod. ID PR 1ZF/1ZM	
		05-	F		23-0734			Ø 288,0 Th 25,0-22,0	Vent., Cod. ID PR 1ZE	
		05-	F		23-0840			Ø 312,0 Th 25,0-22,0	Vent., Cod. ID PR 1LJ	
1.9 TDi Eng.BJB (77kW)		05-	R		23-0725			Ø 260,0 Th 12,0-10,0	Cod. ID PR 1ZE/1LJ	
		05-	R		23-0724			Ø 255,0 Th 10,0-8,0	Ch 2K8060001-, Cod. ID PR 1ZF	
		3/05-	R		53-0379			Vag	230,0x32	Hand Brake
		4/04-	F		22-0211-2		Ate	Th 19,5	Disc 280x22 mm	
		4/04-	F		22-0548-0		Ate	Th 20,0	Disc 288x25 mm	
		4/04-	R		22-0553-0		Gir	Th 17,0		
1.9 TDi Eng.BSU (55kW)		04-	F		23-0733			Ø 280,0 Th 22,0-19,0	Vent., Cod. ID PR 1ZF/1ZM	
		04-	F		23-0734			Ø 288,0 Th 25,0-22,0	Vent., Cod. ID PR 1ZE	
		04-	F		23-0840			Ø 312,0 Th 25,0-22,0	Vent., Cod. ID PR 1LJ	
		04-	R		23-0725			Ø 260,0 Th 12,0-10,0	Cod. ID PR 1ZE/1LJ	
		04-	R		23-0724			Ø 255,0 Th 10,0-8,0	Ch 2K8060001-, Cod. ID PR 1ZF	
		4/04-	R		53-0379			Vag	230,0x32	Hand Brake
1.9 TDi 4motion Eng.BLS (77kW)		9/05-	F		22-0211-2		Ate	Th 19,5	Disc 280x22 mm	
		9/05-	F		22-0548-0		Ate	Th 20,0	Disc 288x25 mm	
		9/05-	R		22-0553-0		Gir	Th 17,0		
		05-	F		23-0733			Ø 280,0 Th 22,0-19,0	Vent., Cod. ID PR 1ZF/1ZM	
		05-	F		23-0734			Ø 288,0 Th 25,0-22,0	Vent., Cod. ID PR 1ZE	
		05-	F		23-0840			Ø 312,0 Th 25,0-22,0	Vent., Cod. ID PR 1LJ	
1.9 TDi EcoFuel Eng.BSX (80kW)		05-	R		23-0725			Ø 260,0 Th 12,0-10,0	Cod. ID PR 1ZE/1LJ	
		05-	R		23-0724			Ø 255,0 Th 10,0-8,0	Ch 2K8060001-, Cod. ID PR 1ZF	
		9/05-	R		53-0379			Vag	230,0x32	Hand Brake
		08-	F		22-0211-2		Ate	Th 19,5	Disc 280x22 mm	
		08-	F		22-0548-0		Ate	Th 20,0	Disc 288x25 mm	
		08-	R		22-0553-0		Gir	Th 17,0		
2.0 SDi Eng.BDJ/ BST (51kW)		08-	F		23-0733			Ø 280,0 Th 22,0-19,0	Vent., Cod. ID PR 1ZF/1ZM	
		08-	F		23-0734			Ø 288,0 Th 25,0-22,0	Vent., Cod. ID PR 1ZE	
		08-	F		23-0840			Ø 312,0 Th 25,0-22,0	Vent., Cod. ID PR 1LJ	
		08-	R		23-0725			Ø 260,0 Th 12,0-10,0	Cod. ID PR 1ZE/1LJ	
		08-	R		23-0724			Ø 255,0 Th 10,0-8,0	Ch 2K8060001-, Cod. ID PR 1ZF	
		08-	R		53-0379			Vag	230,0x32	Hand Brake
2.0 SDi Eng.BDJ/ BST (51kW)		06-	F		22-0548-0		Ate	Th 20,0		
		06-	R		22-0553-0		Gir	Th 17,0		
		06-	F		23-0733			Ø 280,0 Th 22,0-19,0	Vent., Cod. ID PR 1ZF/1ZM	
		06-	F		23-0734			Ø 288,0 Th 25,0-22,0	Vent., Cod. ID PR 1ZE	
		06-	F		23-0840			Ø 312,0 Th 25,0-22,0	Vent., Cod. ID PR 1LJ	
		06-	R		23-0725			Ø 260,0 Th 12,0-10,0	Cod. ID PR 1ZE/1LJ	
2.0 TDi Eng.BMM (103kW)		06-	R		23-0724			Ø 255,0 Th 10,0-8,0	Ch 2K8060001-, Cod. ID PR 1ZF	
		3/04-	F		22-0211-2		Ate	Th 19,5	Disc 280x22 mm	
		3/04-	F		22-0548-0		Ate	Th 20,0	Disc 288x25 mm	
		3/04-	R		22-0553-0		Gir	Th 17,0		
		04-	F		23-0733			Ø 280,0 Th 22,0-19,0	Vent., Cod. ID PR 1ZF/1ZM	
		04-	F		23-0734			Ø 288,0 Th 25,0-22,0	Vent., Cod. ID PR 1ZE	
2.0 TDi Eng.BMM (103kW)		04-	F		23-0840			Ø 312,0 Th 25,0-22,0	Vent., Cod. ID PR 1LJ	
		04-	R		23-0725			Ø 260,0 Th 12,0-10,0	Cod. ID PR 1ZE/1LJ	
		04-	R		23-0724			Ø 255,0 Th 10,0-8,0	Ch 2K8060001-, Cod. ID PR 1ZF	
		07-	F		22-0211-2		Ate	Th 19,5	Disc 280x22 mm	
		07-	F		22-0548-0		Ate	Th 20,0	Disc 288x25 mm	
		07-	R		22-0553-0		Gir	Th 17,0		
2.0 TDi Eng.BMM (103kW)		07-	F		23-0733			Ø 280,0 Th 22,0-19,0	Vent., Cod. ID PR 1ZF/1ZM	
		07-	F		23-0734			Ø 288,0 Th 25,0-22,0	Vent., Cod. ID PR 1ZE	
		07-	F		23-0840			Ø 312,0 Th 25,0-22,0	Vent., Cod. ID PR 1LJ	
		07-	R		23-0725			Ø 260,0 Th 12,0-10,0	Cod. ID PR 1ZE/1LJ	
		07-	R		23-0724			Ø 255,0 Th 10,0-8,0	Ch 2K8060001-, Cod. ID PR 1ZF	
		07-	R		23-0724			Ø 255,0 Th 10,0-8,0	Ch 2K8060001-, Cod. ID PR 1ZF	



















		Spare Parts	F/R	L/R	METELLI ref.	METELLI ref. w/KIT		DIMENSIONS mm.	NOTE	
<b>Crafter (2E) 4/06-</b>										
2.5 TDi Eng.BJJ (65kW)	4/06-		F		22-0673-0	22-0673-0K	Bre	Th 20,5	50	
			F		22-0671-0	22-0671-0K	Bre	Th 21,0	30-35	
			R		22-0672-0	22-0672-0K	Bosch	Th 19,5	30-35	
			R		22-0674-0	22-0674-0K	Bosch	Th 20,5	50	
	06-		F		23-0881			Ø 300,0 Th 28,0-25,0	Vent.	
			R		23-0936			Ø 298,0 Th 16,0-14,0		
			R		23-0880			Ø 303,0 Th 28,0-25,0	Vent., 50	
			R		23-0728		Luc	Ø 294,0 Th 22,0-19,5	Vent.	
	4/06-		R		53-0246	53-0246K		180,0x25	Hand Brake	
	2.5 TDi Eng.BJK (80kW)	4/06-		F		22-0673-0	22-0673-0K	Bre	Th 20,5	50
F					22-0671-0	22-0671-0K	Bre	Th 21,0	30-35	
R					22-0672-0	22-0672-0K	Bosch	Th 19,5	30-35	
R					22-0674-0	22-0674-0K	Bosch	Th 20,5	50	
06-			F		23-0881			Ø 300,0 Th 28,0-25,0	Vent.	
			R		23-0936			Ø 298,0 Th 16,0-14,0		
			R		23-0880			Ø 303,0 Th 28,0-25,0	Vent., 50	
			R		53-0246	53-0246K		180,0x25	Hand Brake	
2.5 TDi Eng.BJL (100kW)		4/06-		F		22-0673-0	22-0673-0K	Bre	Th 20,5	50
				F		22-0671-0	22-0671-0K	Bre	Th 21,0	30-35
	R				22-0672-0	22-0672-0K	Bosch	Th 19,5	30-35	
	R				22-0674-0	22-0674-0K	Bosch	Th 20,5	50	
	06-		F		23-0881			Ø 300,0 Th 28,0-25,0	Vent.	
			R		23-0936			Ø 298,0 Th 16,0-14,0		
			R		23-0880			Ø 303,0 Th 28,0-25,0	Vent., 50	
			R		53-0246	53-0246K		180,0x25	Hand Brake	
	2.5 TDi Eng.BJM (120kW)	4/06-		F		22-0673-0	22-0673-0K	Bre	Th 20,5	50
				F		22-0671-0	22-0671-0K	Bre	Th 21,0	30-35
R					22-0672-0	22-0672-0K	Bosch	Th 19,5	30-35	
R					22-0674-0	22-0674-0K	Bosch	Th 20,5	50	
06-			F		23-0881			Ø 300,0 Th 28,0-25,0	Vent.	
			R		23-0936			Ø 298,0 Th 16,0-14,0		
			R		23-0880			Ø 303,0 Th 28,0-25,0	Vent., 50	
			R		53-0246	53-0246K		180,0x25	Hand Brake	
<b>Fox Van II 4/05-</b>										
1.4 TDi Eng.BNM (51kW)		4/05-		F		22-0211-1		Ate	Th 19,5	
	05-		F		23-0614			Ø 239,0 Th 18,0-16,0	Vent., Cod. ID PR 1ZN	
	05-		F		23-0390			Ø 256,0 Th 22,0-19,0	Vent., Cod. ID PR 1ZF	
<b>LT I 28-35 (281-363) 4/75-6/96</b>										
2.0 Eng.CH (55kW)	4/75-9/83		F		22-0011-2		Ate	Th 18,5		
			R		53-0466		Vag	252,0x56	Hand Brake	
	75-83		R		18-0216			Ø 270,0	Ch -29M009907, Exc. 4WD	
			R		18-0189			Ø 252,0	SRW	
			R		18-0199			Ø 270,0	TRW	
2.4 Eng.DL (66kW)	12/82-7/92		F		22-0011-2		Ate	Th 18,5		
	82-92		F		23-0291			Ø 281,0 Th 20,0-18,0		
	12/82-7/92		R		53-0466		Vag	252,0x56	Hand Brake	
			R		53-0463		Vag	270,0x66	Hand Brake	
	87-		R		53-0467		Vag	270,0x66	4WD Van, Hand Brake	
	82-92		R		18-0216			Ø 270,0	Ch -29M009907	
			R		18-0189			Ø 252,0	SRW	
			R		18-0199			Ø 270,0	TRW	
	2.4 D Eng.1S/ ACT (51kW)	8/89-6/96		F		22-0011-2		Ate	Th 18,5	
89-96			F		23-0291			Ø 281,0 Th 20,0-18,0		
			R		18-0216			Ø 270,0	Ch -29M009907, Exc. 4WD	
89-96			R		18-0189			Ø 252,0	SRW	
89-96			R		18-0199			Ø 270,0	TRW	
2.4 D Eng.CP/ DW (55kW)	1/79-7/92		F		22-0011-2		Ate	Th 18,5		
	79-92		F		23-0291			Ø 281,0 Th 20,0-18,0		
			R		18-0216			Ø 270,0	Ch -29M009907, Exc. 4WD	
	79-90		R		18-0189			Ø 252,0	SRW	
	79-90		R		18-0199			Ø 270,0	TRW	
2.4 i Eng.1E (69kW)	3/94-6/96		F		22-0011-2		Ate	Th 18,5		
	94-96		F		23-0291			Ø 281,0 Th 20,0-18,0		
	3/94-6/96		R		53-0466		Vag	252,0x56	Hand Brake	
			R		53-0467		Vag	270,0x66	Hand Brake	
	3/94-6/96		R		18-0216			Ø 270,0	Ch -29M009907, Exc. 4WD	

































































		Spare Parts	F/R	L/R	METELLI ref.	METELLI ref. w/KIT		DIMENSIONS mm.	NOTE	
2.4 i Eng.1E (69kW)	94-96		R		18-0189			Ø 252,0	SRW	
	94-96		R		18-0199			Ø 270,0	TRW	
2.4 TD Eng.1G (68kW)	8/88-8/92		F		22-0011-2		Ate	Th 18,5		
	88-92		F		23-0291			Ø 281,0 Th 20,0-18,0		
	8/88-8/92		R		53-0467		Vag	270,0x66	Hand Brake	
				R		18-0216			Ø 270,0	Ch -29M009907, Exc. 4WD
	88-90		R		18-0189			Ø 252,0	SRW	
	88-90		R		18-0199			Ø 270,0	TRW	
2.4 TD Eng.ACL (70kW)	6/92-5/96		F		22-0011-2		Ate	Th 18,5		
	92-96		F		23-0291			Ø 281,0 Th 20,0-18,0		
	6/92-5/96		R		53-0467		Vag	270,0x66	Hand Brake	
				R		18-0216			Ø 270,0	Ch -29M009907, Exc. 4WD
	92-96		R		18-0189			Ø 252,0	SRW	
	92-96		R		18-0199			Ø 270,0	TRW	
2.4 TD Eng.DV (75kW)	2/86-8/92		F		22-0011-2		Ate	Th 18,5		
	86-92		F		23-0291			Ø 281,0 Th 20,0-18,0		
	2/86-8/92		R		53-0467		Vag	270,0x66	Hand Brake	
				R		18-0216			Ø 270,0	Ch -29M009907, Exc. 4WD
	86-90		R		18-0189			Ø 252,0	SRW	
	86-90		R		18-0199			Ø 270,0	TRW	
2.7 D Eng.CG (48kW)	11/75-1/80		F		22-0011-2		Ate	Th 18,5		
	11/75-1/80		R		53-0466		Vag	252,0x56	Hand Brake	
				R		18-0216		Ø 270,0	Ch -29M009907, Exc. 4WD	
	75-80		R		18-0189			Ø 252,0	SRW	
	75-80		R		18-0199			Ø 270,0	TRW	
<b>LT I 40-55 (291-293-512-909) 4/75-6/96</b>										
2.0 Eng.CH (55kW)	4/75-9/83		F		22-0011-2		Ate	Th 18,5		
			R		18-0216			Ø 270,0	Ch -29M009907, Exc. 4WD	
	75-83		R		18-0189			Ø 252,0	SRW	
	75-83		R		18-0199			Ø 270,0	TRW	
2.4 D Eng.1S/ ACT (51kW)	8/90-6/96		F		22-0011-2		Ate	Th 18,5	Disc 281x20 mm	
	8/90-6/96		F		22-0014-0		Perr.	Th 18,0	Disc 323x16 mm / Syncro	
	90-96		F		23-0291			Ø 281,0 Th 20,0-18,0		
	8/90-6/96		R		53-0466		Vag	252,0x56	LT50, Hand Brake	
	8/90-6/96		R		53-0467		Vag	270,0x66	Van, Hand Brake	
				R		18-0216			Ø 270,0	Ch -29M009907, Exc. 4WD
	90-96		R		18-0189			Ø 252,0	SRW	
	90-96		R		18-0199			Ø 270,0	TRW	
2.4 D, 4WD Eng.CP/ DW (55kW)	12/78-2/91		F		22-0011-2		Ate	Th 18,5	Disc 281x20 mm	
	12/78-2/91		F		22-0014-0		Perr.	Th 18,0	Disc 323x16 mm / Syncro	
	78-91		F		23-0291			Ø 281,0 Th 20,0-18,0		
	12/78-2/91		R		53-0463		Vag	270,0x66	Syncro Long, Short, Hand Brake	
	12/78-2/91		R		53-0467		Vag	270,0x66	Van, Hand Brake	
				R		18-0216			Ø 270,0	Ch -29M009907, Exc. 4WD
	78-90		R		18-0189			Ø 252,0	SRW	
	78-90		R		18-0199			Ø 270,0	TRW	
2.4 i Eng.1E (69kW)	3/94-6/96		F		22-0011-2		Ate	Th 18,5	Disc 281x20 mm	
	3/94-6/96		F		22-0014-0		Perr.	Th 18,0	Disc 323x16 mm / Syncro	
	94-96		F		23-0291			Ø 281,0 Th 20,0-18,0		
	3/94-6/96		R		53-0466		Vag	252,0x56	Hand Brake	
	3/94-6/96		R		53-0467		Vag	270,0x66	LT55 Long Van, Hand Brake	
				R		18-0216			Ø 270,0	Ch -29M009907, Exc. 4WD
	94-96		R		18-0189			Ø 252,0	SRW	
	94-96		R		18-0199			Ø 270,0	TRW	
2.4 TD Eng.1G (68kW)	8/88-8/92		F		22-0011-2		Ate	Th 18,5	Disc 281x20 mm	
	8/88-8/92		F		22-0014-0		Perr.	Th 18,0	Disc 323x16 mm / Syncro	
	88-92		F		23-0291			Ø 281,0 Th 20,0-18,0		
	8/88-8/92		R		53-0467		Vag	270,0x66	Hand Brake	
				R		18-0216			Ø 270,0	Ch -29M009907, Exc. 4WD
	88-90		R		18-0189			Ø 252,0	SRW	
88-90		R		18-0199			Ø 270,0	TRW		
2.4 TD Eng.ACL (70kW)	6/92-5/96		F		22-0011-2		Ate	Th 18,5	Disc 281x20 mm	
	6/92-5/96		F		22-0014-0		Perr.	Th 18,0	Disc 323x16 mm / Syncro	
	92-96		F		23-0291			Ø 281,0 Th 20,0-18,0		
	6/92-5/96		R		53-0467		Vag	270,0x66	Hand Brake	
				R		18-0216			Ø 270,0	Ch -29M009907, Exc. 4WD
	92-96		R		18-0189			Ø 252,0	SRW	





























































		Spare Parts	F/R	L/R	METELLI ref.	METELLI ref. w/KIT		DIMENSIONS mm.	NOTE	
2.4 TD Eng.ACL (70kW)	92-96		R		18-0199			Ø 270,0	TRW	
2.4 TD, 4WD Eng.DV (75kW)	8/78-3/92		F		22-0011-2		Ate	Th 18,5	Disc 281x20 mm	
	8/78-3/92		F		22-0014-0		Perr.	Th 18,0	Disc 323x16 mm / Syncro	
	78-92		F		23-0291			Ø 281,0 Th 20,0-18,0		
	8/78-3/92		R		53-0467		Vag	270,0x66	Hand Brake	
				R		18-0216			Ø 270,0	Ch -29M009907, Exc. 4WD
	78-90	R			18-0189			Ø 252,0	SRW	
78-90			R		18-0199		Ø 270,0	TRW		
2.4, 4WD Eng.DL (66kW)	12/82-7/92		F		22-0011-2		Ate	Th 18,5	Disc 281x20 mm	
	12/82-7/92		F		22-0014-0		Perr.	Th 18,0	Disc 323x16 mm / Syncro	
	82-92		F		23-0291			Ø 281,0 Th 20,0-18,0		
	12/82-7/92		R		53-0466		Vag	252,0x56	Hand Brake	
	12/82-7/92		R		53-0463		Vag	270,0x66	Hand Brake	
	89-		R		53-0467		Vag	270,0x66	LT55 Long Van, Hand Brake	
				R		18-0216		Ø 270,0	Ch -29M009907, Exc. 4WD	
	82-90	R			18-0189			Ø 252,0	SRW	
	82-90			R		18-0199		Ø 270,0	TRW	
	<b>LT II 28-46 (2DX0AE, FE, 2DM) 5/96-</b>									
2.3 Eng.AGL (105kW)	5/96-		F		22-0256-0	22-0256-0K	Ate	Th 20,5		
	5/96-		R		22-0571-0	22-0571-0K	Ate	Th 17,0	Mod. 28	
	96-98 / 01-		R		22-0311-0	22-0311-0K	Ate	Th 18,5	Mod. 35	
	98-01		R		22-0572-0	22-0572-0K	Bosch	Th 18,5	Mod. 35	
	5/96-		F		23-0418			Ø 276,0 Th 22,0-19,0	Vent.	
	5/96-		R		23-0491			Ø 258,0 Th 12,0-10,0	Mod. LT28	
	5/96-		R		23-0492			Ø 272,0 Th 16,0-14,0	Mod. LT35	
	5/96-		R		23-0645			Ø 285,0 Th 22,0-19,0	Vent., Mod. LT46	
	5/96-		R		53-0240	53-0240K	Ate	170,0x40	Hand Brake	
	5/96-		R		53-0239	53-0239K	Bosch	160,0x40	Hand Brake	
	2.5 SDi Eng.AGX (55kW)	7/96-		F		22-0256-0	22-0256-0K	Ate	Th 20,5	
		7/96-		R		22-0571-0	22-0571-0K	Ate	Th 17,0	Mod. 28
96-98 / 01-		R			22-0311-0	22-0311-0K	Ate	Th 18,5	Mod. 35	
98-01		R			22-0572-0	22-0572-0K	Bosch	Th 18,5	Mod. 35	
5/96-			F		23-0418			Ø 276,0 Th 22,0-19,0	Vent.	
5/96-			R		23-0491			Ø 258,0 Th 12,0-10,0	Mod. LT28	
5/96-			R		23-0492			Ø 272,0 Th 16,0-14,0	Mod. LT35	
5/96-			R		23-0645			Ø 285,0 Th 22,0-19,0	Vent., Mod. LT46	
7/96-			R		53-0240	53-0240K	Ate	170,0x40	Hand Brake	
7/96-			R		53-0239	53-0239K	Bosch	160,0x40	Hand Brake	
2.5 TDi Eng.AHD (75kW)	5/96-8/99		F		22-0256-0	22-0256-0K	Ate	Th 20,5		
	5/96-8/99		F/R		22-0262-0	22-0262-0K	Perr.	Th 20,0	Only Mod. 46	
	5/96-8/99		R		22-0571-0	22-0571-0K	Ate	Th 17,0	Mod. 28	
	96-98		R		22-0311-0	22-0311-0K	Ate	Th 18,5	Mod. 35	
	98-99	R		22-0572-0	22-0572-0K	Bosch	Th 18,5	Mod. 35		
	5/96-99		F		23-0418			Ø 276,0 Th 22,0-19,0	Vent.	
	5/96-99		R		23-0491			Ø 258,0 Th 12,0-10,0	Mod. LT28	
	5/96-99		R		23-0492			Ø 272,0 Th 16,0-14,0	Mod. LT35	
	5/96-99		R		23-0645			Ø 285,0 Th 22,0-19,0	Vent., Mod. LT46	
	5/96-8/99		R		53-0240	53-0240K	Ate	170,0x40	Hand Brake	
	5/96-8/99		R		53-0239	53-0239K	Bosch	160,0x40	Hand Brake	
	2.5 TDi Eng.ANJ/ AVR (80kW)	5/99-		F		22-0256-0	22-0256-0K	Ate	Th 20,5	
5/99-		F/R			22-0262-0	22-0262-0K	Perr.	Th 20,0	Only Mod. 46	
01-		R			22-0311-0	22-0311-0K	Ate	Th 18,5	Mod. 35	
5/99-		R			22-0571-0	22-0571-0K	Ate	Th 17,0	Mod. 28	
99-01		R		22-0572-0	22-0572-0K	Bosch	Th 18,5	Mod. 35		
99-			F		23-0418			Ø 276,0 Th 22,0-19,0	Vent.	
99-			R		23-0491			Ø 258,0 Th 12,0-10,0	Mod. LT28	
99-			R		23-0492			Ø 272,0 Th 16,0-14,0	Mod. LT35	
99-			R		23-0645			Ø 285,0 Th 22,0-19,0	Vent., Mod. LT46	
5/99-			R		53-0240	53-0240K	Ate	170,0x40	Hand Brake	
5/99-	R			53-0239	53-0239K	Bosch	160,0x40	Hand Brake		
2.5 TDi Eng.APA (66kW)	5/99-		F		22-0256-0	22-0256-0K	Ate	Th 20,5		
	5/99-		F/R		22-0262-0	22-0262-0K	Perr.	Th 20,0	Only Mod. 46	
	01-		R		22-0311-0	22-0311-0K	Ate	Th 18,5	Mod. 35	
	5/99-		R		22-0571-0	22-0571-0K	Ate	Th 17,0	Mod. 28	
	99-01	R		22-0572-0	22-0572-0K	Bosch	Th 18,5	Mod. 35		
	99-		F		23-0418			Ø 276,0 Th 22,0-19,0	Vent.	
	99-		R		23-0491			Ø 258,0 Th 12,0-10,0	Mod. LT28	









		Spare Parts	F/R	L/R	METELLI ref.	METELLI ref. w/KIT		DIMENSIONS mm.	NOTE	
2.5 TDi Eng.APA (66kW)	99-		R		23-0492			Ø 272,0 Th 16,0-14,0	Mod. LT35	
			R		23-0645			Ø 285,0 Th 22,0-19,0	Vent., Mod. LT46	
	5/99-		R		53-0240	53-0240K	Ate	170,0x40	Hand Brake	
			R		53-0239	53-0239K	Bosch	160,0x40	Hand Brake	
2.5 TDi Eng.BBE (61kW)	5/01-		F		22-0256-0	22-0256-0K	Ate	Th 20,5		
			F/R		22-0262-0	22-0262-0K	Perr.	Th 20,0	Only Mod. 46	
			R		22-0311-0	22-0311-0K	Ate	Th 18,5	Mod. 35	
			R		22-0571-0	22-0571-0K	Ate	Th 17,0	Mod. 28	
	01-		F		23-0418			Ø 276,0 Th 22,0-19,0	Vent.	
			R		23-0491			Ø 258,0 Th 12,0-10,0	Mod. LT28	
			R		23-0492			Ø 272,0 Th 16,0-14,0	Mod. LT35	
			R		23-0645			Ø 285,0 Th 22,0-19,0	Vent., Mod. LT46	
	5/01-		R		53-0240	53-0240K	Ate	170,0x40	Hand Brake	
			R		53-0239	53-0239K	Bosch	160,0x40	Hand Brake	
	2.5 TDi Eng.BBF (70kW)	5/01-		F		22-0256-0	22-0256-0K	Ate	Th 20,5	
				F/R		22-0262-0	22-0262-0K	Perr.	Th 20,0	Only Mod. 46
R					22-0311-0	22-0311-0K	Ate	Th 18,5	Mod. 35	
R					22-0571-0	22-0571-0K	Ate	Th 17,0	Mod. 28	
01-			F		23-0418			Ø 276,0 Th 22,0-19,0	Vent.	
			R		23-0491			Ø 258,0 Th 12,0-10,0	Mod. LT28	
			R		23-0492			Ø 272,0 Th 16,0-14,0	Mod. LT35	
			R		23-0645			Ø 285,0 Th 22,0-19,0	Vent., Mod. LT46	
5/01-			R		53-0240	53-0240K	Ate	170,0x40	Hand Brake	
			R		53-0239	53-0239K	Bosch	160,0x40	Hand Brake	
2.8 TDi Eng.AGK (92kW)		6/97-12/98		F		22-0256-0	22-0256-0K	Ate	Th 20,5	
				F/R		22-0262-0	22-0262-0K	Perr.	Th 20,0	Only Mod. 46
	R				22-0571-0	22-0571-0K	Ate	Th 17,0	Mod. 28	
	R				22-0311-0	22-0311-0K	Ate	Th 18,5	Mod. 35	
	97-98		F		23-0418			Ø 276,0 Th 22,0-19,0	Vent.	
			R		23-0491			Ø 258,0 Th 12,0-10,0	Mod. LT28	
			R		23-0492			Ø 272,0 Th 16,0-14,0	Mod. LT35	
			R		23-0645			Ø 285,0 Th 22,0-19,0	Vent., Mod. LT46	
	6/97-12/98		R		53-0240	53-0240K	Ate	170,0x40	Hand Brake	
			R		53-0239	53-0239K	Bosch	160,0x40	Hand Brake	
	2.8 TDi Eng.ATA (96kW)	1/99-		F		22-0256-0	22-0256-0K	Ate	Th 20,5	
				F/R		22-0262-0	22-0262-0K	Perr.	Th 20,0	Only Mod. 46
R					22-0311-0	22-0311-0K	Ate	Th 18,5	Mod. 35	
R					22-0571-0	22-0571-0K	Ate	Th 17,0	Mod. 28	
99-01			R		22-0572-0	22-0572-0K	Bosch	Th 18,5	Mod. 35	
			F		23-0418			Ø 276,0 Th 22,0-19,0	Vent.	
			R		23-0491			Ø 258,0 Th 12,0-10,0	Mod. LT28	
			R		23-0492			Ø 272,0 Th 16,0-14,0	Mod. LT35	
1/99-			R		53-0240	53-0240K	Ate	170,0x40	Hand Brake	
			R		53-0239	53-0239K	Bosch	160,0x40	Hand Brake	
2.8 TDi Eng.AUH/ BCQ (116kW)		4/02-		F		22-0256-0	22-0256-0K	Ate	Th 20,5	
				F/R		22-0262-0	22-0262-0K	Perr.	Th 20,0	Only Mod. 46
	R				22-0311-0	22-0311-0K	Ate	Th 18,5	Mod. 35	
	R				22-0571-0	22-0571-0K	Ate	Th 17,0	Mod. 28	
	02-		F		23-0418			Ø 276,0 Th 22,0-19,0	Vent.	
			R		23-0491			Ø 258,0 Th 12,0-10,0	Mod. LT28	
			R		23-0492			Ø 272,0 Th 16,0-14,0	Mod. LT35	
			R		23-0645			Ø 285,0 Th 22,0-19,0	Vent., Mod. LT46	
	4/02-		R		53-0240	53-0240K	Ate	170,0x40	Hand Brake	
			R		53-0239	53-0239K	Bosch	160,0x40	Hand Brake	
	<b>Multivan V (7HM) 4/03-</b>									
	1.9 TDi Eng.AXB (77kW)	4/03-		F		22-0552-0		Ate	Th 20,0	16Inch Wheels
R					22-0554-0		Gir	Th 17,5		
03-			F		23-0773C			Ø 307,5 Th 29,5-25,5	Vent., (Coated), Cod. ID PR 2E3, SRW/16Inch Wheels	
			F		23-0727			Ø 333,0 Th 32,5-28,5	Vent., Cod. ID PR 2E4, 17Inch Wheels	
			R		23-0728		Luc	Ø 294,0 Th 22,0-19,5	Vent.	
			R		23-0849C		Ate	Ø 314,0 Th 22,0-18,0	Vent., (Coated)	
4/03-			R		53-0019	53-0019K	Ate	185,0x30	Hand Brake	
			R		53-0019	53-0019K	Ate	185,0x30	Hand Brake	
1.9 TDi Eng.BRR (62kW)	06-		F		22-0552-0		Ate	Th 20,0	16Inch Wheels	
			R		22-0554-0		Gir	Th 17,5		
	06-		F		23-0773C			Ø 307,5 Th 29,5-25,5	Vent., (Coated), Cod. ID PR 2E3, SRW/16Inch Wheels	
			F		23-0727			Ø 333,0 Th 32,5-28,5	Vent., Cod. ID PR 2E4, 17Inch Wheels	
			R		23-0728		Luc	Ø 294,0 Th 22,0-19,5	Vent.	
			R		23-0728		Luc	Ø 294,0 Th 22,0-19,5	Vent.	




















		Spare Parts	F/R	L/R	METELLI ref.	METELLI ref. w/KIT		DIMENSIONS mm.	NOTE
1.9 TDi Eng.BRR (62kW)	06-		R		<b>23-0849C</b>		Ate	Ø 314,0 Th 22,0-18,0	Vent., (Coated)
1.9 TDi Eng.BRS (75kW)	06-		F		<b>22-0552-0</b>		Ate	Th 20,0	16Inch Wheels
	06-		R		<b>22-0554-0</b>		Gir	Th 17,5	
	06-		F		<b>23-0773C</b>			Ø 307,5 Th 29,5-25,5	Vent., (Coated), Cod. ID PR 2E3, SRW/16Inch Wheels
	06-		F		<b>23-0727</b>			Ø 333,0 Th 32,5-28,5	Vent., Cod. ID PR 2E4, 17Inch Wheels
	06-		R		<b>23-0728</b>		Luc	Ø 294,0 Th 22,0-19,5	Vent.
	06-		R		<b>23-0849C</b>		Ate	Ø 314,0 Th 22,0-18,0	Vent., (Coated)
2.0 Eng.AXA (85kW)	4/03-		F		<b>22-0552-0</b>		Ate	Th 20,0	16Inch Wheels
	4/03-		R		<b>22-0554-0</b>		Gir	Th 17,5	
	03-		F		<b>23-0773C</b>			Ø 307,5 Th 29,5-25,5	Vent., (Coated), Cod. ID PR 2E3, SRW/16Inch Wheels
	03-		F		<b>23-0727</b>			Ø 333,0 Th 32,5-28,5	Vent., Cod. ID PR 2E4, 17Inch Wheels
	03-		R		<b>23-0728</b>		Luc	Ø 294,0 Th 22,0-19,5	Vent.
	03-		R		<b>23-0849C</b>		Ate	Ø 314,0 Th 22,0-18,0	Vent., (Coated)
2.5 TDi Eng.BLJ (120kW)	4/03-		R		<b>53-0019</b>	<b>53-0019K</b>	Ate	185,0x30	Hand Brake
	03-		F		<b>22-0552-1</b>		Ate	Th 18,5	17Inch Wheels
			F		<b>22-0552-0</b>		Ate	Th 20,0	16Inch Wheels
			R		<b>22-0661-1</b>		Ate	Th 19,0	17Inch Wheels
			R		<b>22-0554-0</b>		Gir	Th 17,5	
	03-	F		<b>23-0773C</b>			Ø 307,5 Th 29,5-25,5	Vent., (Coated), Cod. ID PR 2E3, SRW/16Inch Wheels	
03-	F		<b>23-0727</b>			Ø 333,0 Th 32,5-28,5	Vent., Cod. ID PR 2E4, 17Inch Wheels		
03-	R		<b>23-0728</b>		Luc	Ø 294,0 Th 22,0-19,5	Vent.		
03-	R		<b>23-0849C</b>		Ate	Ø 314,0 Th 22,0-18,0	Vent., (Coated)		
2.5 TDi, 4motion Eng.AXD/ BNZ (96kW)	7/04-		F		<b>22-0552-1</b>		Ate	Th 18,5	17Inch Wheels
	7/04-		F		<b>22-0552-0</b>		Ate	Th 20,0	16Inch Wheels
	7/04-		R		<b>22-0661-1</b>		Ate	Th 19,0	17Inch Wheels
	7/04-		R		<b>22-0554-0</b>		Gir	Th 17,5	
	04-	F		<b>23-0773C</b>			Ø 307,5 Th 29,5-25,5	Vent., (Coated), Cod. ID PR 2E3, SRW/16Inch Wheels	
	04-	F		<b>23-0727</b>			Ø 333,0 Th 32,5-28,5	Vent., Cod. ID PR 2E4, 17Inch Wheels	
04-	R		<b>23-0728</b>		Luc	Ø 294,0 Th 22,0-19,5	Vent.		
04-	R		<b>23-0849C</b>		Ate	Ø 314,0 Th 22,0-18,0	Vent., (Coated)		
2.5 TDi, 4motion Eng.AXE/ BPC (128kW)	7/04-		F		<b>22-0552-1</b>		Ate	Th 18,5	17Inch Wheels
	7/04-		F		<b>22-0552-0</b>		Ate	Th 20,0	16Inch Wheels
	7/04-		R		<b>22-0661-1</b>		Ate	Th 19,0	17Inch Wheels
	7/04-		R		<b>22-0554-0</b>		Gir	Th 17,5	
	04-	F		<b>23-0773C</b>			Ø 307,5 Th 29,5-25,5	Vent., (Coated), Cod. ID PR 2E3, SRW/16Inch Wheels	
	04-	F		<b>23-0727</b>			Ø 333,0 Th 32,5-28,5	Vent., Cod. ID PR 2E4, 17Inch Wheels	
04-	R		<b>23-0728</b>		Luc	Ø 294,0 Th 22,0-19,5	Vent.		
04-	R		<b>23-0849C</b>		Ate	Ø 314,0 Th 22,0-18,0	Vent., (Coated)		
3.2 V6 Eng.BDL (170kW)	7/04-		R		<b>53-0019</b>	<b>53-0019K</b>	Ate	185,0x30	Hand Brake
	4/03-		F		<b>22-0552-1</b>		Ate	Th 18,5	17Inch Wheels
	4/03-		R		<b>22-0661-1</b>		Ate	Th 19,0	
	03-		F		<b>23-0773C</b>			Ø 307,5 Th 29,5-25,5	Vent., (Coated), Cod. ID PR 2E3, SRW/16Inch Wheels
	03-	F		<b>23-0727</b>			Ø 333,0 Th 32,5-28,5	Vent., Cod. ID PR 2E4, 17Inch Wheels	
	03-	R		<b>23-0728</b>		Luc	Ø 294,0 Th 22,0-19,5	Vent.	
03-	R		<b>23-0849C</b>		Ate	Ø 314,0 Th 22,0-18,0	Vent., (Coated)		
3.2 V6, 4motion Eng.BKK/ CFLA (173kW)	7/04-		R		<b>53-0019</b>	<b>53-0019K</b>	Ate	185,0x30	Hand Brake
	4/03-		F		<b>22-0552-1</b>		Ate	Th 18,5	17Inch Wheels
	4/03-		R		<b>22-0661-1</b>		Ate	Th 19,0	
	04-		F		<b>23-0773C</b>			Ø 307,5 Th 29,5-25,5	Vent., (Coated), Cod. ID PR 2E3, SRW/16Inch Wheels
	04-	F		<b>23-0727</b>			Ø 333,0 Th 32,5-28,5	Vent., Cod. ID PR 2E4, 17Inch Wheels	
	04-	R		<b>23-0728</b>		Luc	Ø 294,0 Th 22,0-19,5	Vent.	
04-	R		<b>23-0849C</b>		Ate	Ø 314,0 Th 22,0-18,0	Vent., (Coated)		
<b>Polo Van I (86CF) 1/81-9/94</b>									
1.0 Eng.AAU (33kW)	10/81-94		R		<b>18-0191</b>	<b>18-0191K</b>		Ø 180,0	
	3/85-9/94		R		<b>51-0045</b>		Ate	Ø 15,87 180,0x30	VAG
1.3 Eng.AAV (40kW)	10/81-94		R		<b>18-0191</b>	<b>18-0191K</b>		Ø 180,0	
	3/85-9/94		R		<b>51-0045</b>		Ate	Ø 15,87 180,0x30	VAG








		Spare Parts	F/R	L/R	METELLI ref.	METELLI ref. w/KIT		DIMENSIONS mm.	NOTE
1.4 D Eng.1W (35kW)	-94		R		18-0191	18-0191K		Ø 180,0	Ch F127904-
	3/85-9/94		R		51-0045		Ate	Ø 15,87 180,0x30	VAG
<b>Polo Van II (6NF) 10/94-</b>									
1.0 Eng.AAU (33kW)	94-		F		23-0371			Ø 239,0 Th 10,0-8,0	Ch -6NZSY087410
	-96		F		23-0372			Ø 239,0 Th 18,0-16,0	Ch 6NZSY087411-, Vent.
			R		18-0219			Ø 200,0	Ch 6NZXY420001-
	94-		R		18-0191	18-0191K		Ø 180,0	Ch -6NZXY227489, -ABS
	94-		R		18-0202	18-0202K		Ø 200,0	Ch -6NZXY227489, +ABS
	94-		R		51-0031		Bdx	Ø 17,46 180,0x30	VAG
1.4 Eng.AEX/ AKV/ ANX/ APQ (44kW)	98-		F		23-0372			Ø 239,0 Th 18,0-16,0	Vent.
			R		18-0219			Ø 200,0	Ch 6NZXY420001-
	98-		R		18-0191	18-0191K		Ø 180,0	Ch -6NZXY227489, Exc. Germany, -ABS
	98-		R		18-0202	18-0202K		Ø 200,0	Ch -6NZXY227489, Exc. Germany, +ABS
1.6 Eng.AEA (55kW)	94-95		F		22-0045-2	22-0045-2K	K.H.	Th 17,0	
	94-		F		23-0371			Ø 239,0 Th 10,0-8,0	Ch -6NZSY087410
	-95		F		23-0372			Ø 239,0 Th 18,0-16,0	Ch 6NZSY087411-, Vent.
	94-95		R		18-0191	18-0191K		Ø 180,0	
	94-95		R		51-0031		Bdx	Ø 17,46 180,0x30	VAG
1.7 SDi Eng.AKU (44kW)	97-99		F		23-0372			Ø 239,0 Th 18,0-16,0	Vent.
			R		18-0219			Ø 200,0	Ch 6NZXY420001-
	97-		R		18-0191	18-0191K		Ø 180,0	Ch -6NZXY227489, -ABS
	97-		R		18-0202	18-0202K		Ø 200,0	Ch -6NZXY227489, +ABS
1.9 D Eng.AEF (47kW)	94-		F		23-0371			Ø 239,0 Th 10,0-8,0	Ch -6NZSY087410
	-99		F		23-0372			Ø 239,0 Th 18,0-16,0	Ch 6NZSY087411-, Vent.
			R		18-0219			Ø 200,0	Ch 6NZXY420001-
	94-		R		18-0191	18-0191K		Ø 180,0	Ch -6NZXY227489, -ABS
	94-		R		18-0202	18-0202K		Ø 200,0	Ch -6NZXY227489, +ABS
	94-99		R		51-0084		Ate	Ø 17,46 200,0x40	VAG, +ABS
	94-99		R		51-0031		Bdx	Ø 17,46 180,0x30	VAG
1.9 SDi Eng.AGD (47kW)	96-		F		23-0371			Ø 239,0 Th 10,0-8,0	Ch -6NZSY087410
	-99		F		23-0372			Ø 239,0 Th 18,0-16,0	Ch 6NZSY087411-, Vent.
			R		18-0219			Ø 200,0	Ch 6NZXY420001-
	96-		R		18-0191	18-0191K		Ø 180,0	Ch -6NZXY227489, -ABS
	96-		R		18-0202	18-0202K		Ø 200,0	Ch -6NZXY227489, +ABS
	96-99		R		51-0084		Ate	Ø 17,46 200,0x40	VAG, +ABS
	96-99		R		51-0031		Bdx	Ø 17,46 180,0x30	VAG
<b>Taro 4/89-3/97</b>									
1.8 Eng.2Y (61kW)	4/89-9/94		F		22-0227-0		Ake	Th 15,5	
	89-94		F		23-0716			Ø 257,0 Th 25,0-24,0	Vent.
	4/89-9/94		R		53-0413		Ake	254,0x58	Hand Brake
	4/89-9/94		R		53-0421		Ake	295,0x50	4WD, Hand Brake
	89-		R		18-0204			Ø 254,0	Ch -7AR9510000
	89-		R		18-0206			Ø 295,0	Single front payload
2.2 Eng.4Y (69kW)	6/89-7/94		F		22-0227-0		Ake	Th 15,5	
	89-94		F		23-0716			Ø 257,0 Th 25,0-24,0	Vent.
	6/89-7/94		R		53-0413		Ake	254,0x58	Hand Brake
	6/89-7/94		R		53-0421		Ake	295,0x50	4WD, Hand Brake
	89-		R		18-0204			Ø 254,0	Ch -7AR9510000
	89-		R		18-0206			Ø 295,0	Single front payload
2.4 D, 4WD Eng.2L (58-61kW)	6/89-3/97		F		22-0227-0		Ake	Th 15,5	
	6/89-3/97		F		22-0129-0		Sum	Th 15,0	4WD
	91-97		F		23-0716			Ø 257,0 Th 25,0-24,0	Vent.
	6/89-3/97		R		53-0428			270,0x55	RWD
	89-		R		18-0206			Ø 295,0	Single front payload
2.4 i, 4WD Eng.22R (84kW)	6/89-3/97		F		22-0227-0		Ake	Th 15,5	
	6/89-3/97		F		22-0129-0		Sum	Th 15,0	4WD
	89-97		F		23-0716			Ø 257,0 Th 25,0-24,0	Vent.
	6/89-3/97		R		53-0413		Ake	254,0x58	Hand Brake
	6/89-3/97		R		53-0421		Ake	295,0x50	4WD, Hand Brake
<b>Transporter II 8/67-7/79</b>									
1.3 Eng.AR (32kW)	1/70-12/79		R		53-0457		Vag	230,0x40	Ch -20069408
	1/70-12/79		R		53-0459		Vag	230,0x40	Ch 20069409-, Hand Brake
1.6 Eng.AD/ AH/ AS (37kW)	8/68-7/79		R		53-0461		Vag	252,0x56	Hand Brake
	72-79		R		18-0195			Ø 252,0	
1.6 Eng.AF (34kW)	67-70		R		18-0195			Ø 252,0	
1.8 Eng.AP (50kW)	73-75		R		18-0195			Ø 252,0	



















		Spare Parts	F/R	L/R	METELLI ref.	METELLI ref. w/KIT		DIMENSIONS mm.	NOTE
2.0 Eng.CJ/ GD/ GE (51-52kW)	75-79		R		18-0195			Ø 252,0	
<b>Transporter III 5/79-7/92</b>									
1.6 Eng.CT (37kW)	5/79-12/82		F		22-0078-0		Ate	Th 18,5	
	79-82		F		23-0141			Ø 278,0 Th 13,0-11,0	
	79-82		R		18-0194			Ø 252,0	
1.6 D Eng.CS (37kW)	-85		F		22-0078-0		Ate	Th 18,5	
	85-		F		22-0636-0		Gir	Th 19,5	
	81-85		F		23-0141			Ø 278,0 Th 13,0-11,0	
	85-87		F		23-0292			Ø 258,0 Th 16,0-13,0	
	1/81-7/87		R		53-0464		Vag	252,0x56	Hand Brake
1.6 TD, Syncro Eng.JX (51kW)	-85		F		22-0078-0		Ate	Th 18,5	
	85-		F		22-0636-0		Gir	Th 19,5	
	8/84-7/92		R		53-0464		Vag	252,0x56	Hand Brake
	12/84-90		R		18-0194			Ø 252,0	Syncro
	1/89-7/92		R		53-0464		Vag	252,0x56	Hand Brake
1.7 D Eng.KY (42kW)	7/89-7/92		R		53-0467		Vag	270,0x66	Syncro, Hand Brake
	7/89-7/92		R		53-0467		Vag	270,0x66	Syncro, Hand Brake
	89-92		R		18-0194			Ø 252,0	
1.9 Eng.DF (44kW)	-85		F		22-0078-0		Ate	Th 18,5	
	85-		F		22-0636-0		Gir	Th 19,5	
	82-9/86		F		23-0141			Ø 278,0 Th 13,0-11,0	
	10/82-7/92		R		53-0464		Vag	252,0x56	Hand Brake
	82-92		R		18-0194			Ø 252,0	
1.9 Eng.DH (61kW)	-85		F		22-0078-0		Ate	Th 18,5	
	85-		F		22-0636-0		Gir	Th 19,5	
	83-9/86		F		23-0141			Ø 278,0 Th 13,0-11,0	
	1/83-2/89		R		53-0464		Vag	252,0x56	Hand Brake
	83-89		R		18-0194			Ø 252,0	
1.9 Eng.GW (66kW)	-85		F		22-0078-0		Ate	Th 18,5	
	85-		F		22-0636-0		Gir	Th 19,5	
	83-9/86		F		23-0141			Ø 278,0 Th 13,0-11,0	
	8/83-2/89		R		53-0464		Vag	252,0x56	Hand Brake
	83-89		R		18-0194			Ø 252,0	
1.9, Syncro Eng.DF/ DG (44-57kW)	-85		F		22-0078-0		Ate	Th 18,5	
	85-		F		22-0636-0		Gir	Th 19,5	
	82-86		F		23-0141			Ø 278,0 Th 13,0-11,0	
	10/82-7/92		R		53-0464		Vag	252,0x56	Hand Brake
	82-92		R		18-0194			Ø 252,0	
2.0 Eng.CU/ CV (51kW)	79-86		F		23-0292			Ø 258,0 Th 16,0-13,0	
	5/79-4/86		R		53-0464		Vag	252,0x56	Hand Brake
	79-86		R		18-0194			Ø 252,0	
	79-86		R		18-0194			Ø 252,0	
2.1 i Eng.SS (68kW)	7/89-7/92		F		22-0636-0		Gir	Th 19,5	
	7/89-7/92		R		53-0464		Vag	252,0x56	Hand Brake
	89-92		R		18-0194			Ø 252,0	
2.1, Syncro Eng.DJ (82kW)	-85		F		22-0078-0		Ate	Th 18,5	
	85-		F		22-0636-0		Gir	Th 19,5	
	8/85-7/92		R		53-0464		Vag	252,0x56	Incl. Syncro 16Inch, Hand Brake
	8/85-7/92		R		53-0467		Vag	270,0x66	Syncro, Hand Brake
	85-92		R		18-0194			Ø 252,0	
2.1, Syncro Eng.MV (70kW)	-85		F		22-0078-0		Ate	Th 18,5	
	85-		F		22-0636-0		Gir	Th 19,5	
	8/85-7/92		R		53-0464		Vag	252,0x56	Incl. Syncro 16Inch, Hand Brake
	8/85-7/92		R		53-0467		Vag	270,0x66	Syncro, Hand Brake
	85-92		R		18-0194			Ø 252,0	
2.1, Syncro Eng.SR (64kW)	10/86-7/92		F		22-0636-0		Gir	Th 19,5	
	10/86-7/92		R		53-0464		Vag	252,0x56	Incl. Syncro 16Inch, Hand Brake
	10/86-7/92		R		53-0467		Vag	270,0x66	Syncro, Hand Brake
	86-92		R		18-0194			Ø 252,0	
<b>Transporter IV (70XA/B/C/D, DB, 7DW) 7/90-3/03</b>									
1.8 (62kW)	7/92-7/00		R		53-0469		Vag	270,0x55	Hand Brake
1.8 Eng.PD (49kW)	12/90-7/92		F		22-0163-0		Gir	Th 18,0	15Inch Wheels, Vent.
	12/90-7/92		F		22-0162-0		Gir	Th 19,0	14Inch Wheels
	12/90-7/92		F		22-0164-0		Gir	Th 19,0	15Inch Wheels
	90-92		F		23-0293			Ø 259,8 Th 16,0-13,0	Cod. ID PR 1LA
	12/90-7/92		R		53-0469		Vag	270,0x55	Hand Brake
	90-		R		18-0203			Ø 268,0	Ch -70T199999























		Spare Parts	F/R	L/R	METELLI ref.	METELLI ref. w/KIT		DIMENSIONS mm.	NOTE
1.9 D Eng.1X (44-45kW)		-00	F		22-0164-0		Gir	Th 19,0	15Inch Wheels
		00-	F		22-0263-1		Ate	Th 19,5	15Inch Wheels, Vent.
		00-	F		22-0163-2		Gir	Th 18,0	15Inch Wheels, Vent.
		00-	F		22-0164-1		Gir	Th 19,0	15Inch Wheels
		7/90-	F		22-0162-0		Gir	Th 19,0	14Inch Wheels
		-96	F		22-0163-0		Gir	Th 18,0	15Inch Wheels, Vent.
		96-00	F		22-0263-0		Ate	Th 19,5	15Inch Wheels, Vent.
		96-00	F		22-0163-1		Gir	Th 18,0	15Inch Wheels, Vent.
		-00	R		22-0346-0		Gir	Th 16,5	15Inch Wheels
		00-	R		22-0346-1		Gir	Th 16,5	15Inch Wheels
		9/90-6/96	F		23-0293			Ø 259,8 Th 16,0-13,0	Cod. ID PR 1LA
		9/92-6/96	F		23-0427			Ø 282,0 Th 18,0-15,0	Cod. ID PR 1LP
		96-03	R		23-0767			Ø 294,0 Th 13,5-11,5	Cod. ID PR 2E3
		7/90-3/03	R		53-0469		Vag	270,0x55	Hand Brake
		90-	R		18-0203			Ø 268,0	Ch -70T199999
		1.9 TD Eng.ABL (50kW)		-00	F		22-0164-0		Gir
00-	F				22-0263-1		Ate	Th 19,5	15Inch Wheels, Vent.
00-	F				22-0163-2		Gir	Th 18,0	15Inch Wheels, Vent.
00-	F				22-0164-1		Gir	Th 19,0	15Inch Wheels
10/92-	F				22-0162-0		Gir	Th 19,0	14Inch Wheels
-96	F				22-0163-0		Gir	Th 18,0	15Inch Wheels, Vent.
96-00	F				22-0263-0		Ate	Th 19,5	15Inch Wheels, Vent.
96-00	F				22-0163-1		Gir	Th 18,0	15Inch Wheels, Vent.
-00	R				22-0346-0		Gir	Th 16,5	15Inch Wheels
00-	R				22-0346-1		Gir	Th 16,5	15Inch Wheels
-03	F				23-0792			Ø 313,0 Th 26,0-22,0	Ch 70Z1000955-, Vent., Cod. ID PR 1LB
96-03	F				23-0484			Ø 282,0 Th 18,0-15,0	Cod. ID PR 1LP
-03	R				23-0657			Ø 280,0 Th 12,0-10,0	Ch 70T2000001-, Cod. ID PR 2E2
96-03	R				23-0767			Ø 294,0 Th 13,5-11,5	Cod. ID PR 2E3
92-	R				18-0203			Ø 268,0	Ch -70T199999
2.0 Eng.AAC (62kW)				9/90-	F		22-0163-0		Gir
		9/90-	F		22-0162-0		Gir	Th 19,0	14Inch Wheels
		9/90-	F		22-0164-0		Gir	Th 19,0	15Inch Wheels
		-03	F		23-0792			Ø 313,0 Th 26,0-22,0	Ch 70Z1000955-, Vent., Cod. ID PR 1LB
		9/90-6/96	F		23-0293			Ø 259,8 Th 16,0-13,0	Cod. ID PR 1LA
		9/92-6/96	F		23-0427			Ø 282,0 Th 18,0-15,0	Cod. ID PR 1LP
		96-03	F		23-0484			Ø 282,0 Th 18,0-15,0	Cod. ID PR 1LP
		-03	R		23-0657			Ø 280,0 Th 12,0-10,0	Ch 70T2000001-, Cod. ID PR 2E2
		96-03	R		23-0767			Ø 294,0 Th 13,5-11,5	Cod. ID PR 2E3
		9/90-3/03	R		53-0469		Vag	270,0x55	Hand Brake
90-	R		18-0203			Ø 268,0	Ch -70T199999		
2.4 D Eng.AJA (55kW)		-00	F		22-0263-0		Ate	Th 19,5	15Inch Wheels, Vent.
		-00	F		22-0163-1		Gir	Th 18,0	15Inch Wheels, Vent.
		-00	F		22-0164-0		Gir	Th 19,0	15Inch Wheels
		00-	F		22-0263-1		Ate	Th 19,5	15Inch Wheels, Vent.
		00-	F		22-0163-2		Gir	Th 18,0	15Inch Wheels, Vent.
		00-	F		22-0164-1		Gir	Th 19,0	15Inch Wheels
		8/97-	F		22-0162-0		Gir	Th 19,0	14Inch Wheels
		-00	R		22-0346-0		Gir	Th 16,5	15Inch Wheels
		00-	R		22-0346-1		Gir	Th 16,5	15Inch Wheels
		-03	F		23-0792			Ø 313,0 Th 26,0-22,0	Ch 70Z1000955-, Vent., Cod. ID PR 1LB
		97-03	F		23-0484			Ø 282,0 Th 18,0-15,0	Cod. ID PR 1LP
		-03	R		23-0657			Ø 280,0 Th 12,0-10,0	Ch 70T2000001-, Cod. ID PR 2E2
		97-03	R		23-0767			Ø 294,0 Th 13,5-11,5	Cod. ID PR 2E3
		97-	R		18-0203			Ø 268,0	Ch -70T199999
2.4 D, Syncro Eng.AAB (57kW)		-00	F		22-0164-0		Gir	Th 19,0	15Inch Wheels
		00-	F		22-0263-1		Ate	Th 19,5	15Inch Wheels, Vent.
		00-	F		22-0163-2		Gir	Th 18,0	15Inch Wheels, Vent.
		00-	F		22-0164-1		Gir	Th 19,0	15Inch Wheels
		9/90-	F		22-0162-0		Gir	Th 19,0	14Inch Wheels
		-96	F		22-0163-0		Gir	Th 18,0	15Inch Wheels, Vent.
		96-00	F		22-0263-0		Ate	Th 19,5	15Inch Wheels, Vent.
		96-00	F		22-0163-1		Gir	Th 18,0	15Inch Wheels, Vent.
		-00	R		22-0346-0		Gir	Th 16,5	15Inch Wheels
		00-	R		22-0346-1		Gir	Th 16,5	15Inch Wheels
		-03	F		23-0792			Ø 313,0 Th 26,0-22,0	Ch 70Z1000955-, Vent., Cod. ID PR 1LB
		9/90-6/96	F		23-0437			Ø 280,0 Th 24,0-20,0	Vent., Cod. ID PR 1LU/LE














			Spare Parts	F/R	L/R	METELLI ref.	METELLI ref. w/KIT		DIMENSIONS mm.	NOTE	
2.4 D, Syncro Eng.AAB (57kW)			96-03		F	23-0484			Ø 282,0 Th 18,0-15,0	Cod. ID PR 1LP	
			-03		R	23-0657			Ø 280,0 Th 12,0-10,0	Ch 70T2000001-, Cod. ID PR 2E2	
			96-03		R	23-0767			Ø 294,0 Th 13,5-11,5	Cod. ID PR 2E3	
			90-		R	18-0203			Ø 268,0	Ch -70T199999	
2.5 Eng.AAF/ ACU (81kW)			-00		F	22-0550-1		Ate	Th 19,0	16Inch Wheels, Vent.	
			-00		F	22-0164-0		Gir	Th 19,0	15Inch Wheels	
			00-		F	22-0263-1		Ate	Th 19,5	15Inch Wheels, Vent.	
			00-		F	22-0551-0		Ate	Th 19,5	16Inch Wheels, Vent.	
			00-		F	22-0163-2		Gir	Th 18,0	15Inch Wheels, Vent.	
			00-		F	22-0164-1		Gir	Th 19,0	15Inch Wheels	
			11/90-		F	22-0162-0		Gir	Th 19,0	14Inch Wheels	
			-96		F	22-0163-0		Gir	Th 18,0	15Inch Wheels, Vent.	
			96-00		F	22-0263-0		Ate	Th 19,5	15Inch Wheels, Vent.	
			96-00		F	22-0163-1		Gir	Th 18,0	15Inch Wheels, Vent.	
			-00		R	22-0346-0		Gir	Th 16,5	15Inch Wheels	
			00-		R	22-0346-1		Gir	Th 16,5	15Inch Wheels	
			11/90-		R	22-0346-2		Gir	Th 16,5	16Inch Wheels	
			-03		F	23-0792			Ø 313,0 Th 26,0-22,0	Ch 70Z1000955-, Vent., Cod. ID PR 1LB	
			9/90-6/96		F	23-0437			Ø 280,0 Th 24,0-20,0	Vent., Cod. ID PR 1LU/LE	
			96-03		F	23-0507			Ø 280,0 Th 24,0-20,0	Vent., Cod. ID PR 1LU/LE	
			-03		R	23-0657			Ø 280,0 Th 12,0-10,0	Ch 70T2000001-, Cod. ID PR 2E2	
			96-03		R	23-0767			Ø 294,0 Th 13,5-11,5	Cod. ID PR 2E3	
			11/90-3/03		R	53-0469		Vag	270,0x55	Hand Brake	
			90-		R	18-0203			Ø 268,0	Ch -70T199999	
	2.5 Eng.AEN/ AEU (81kW)			-00		F	22-0550-1		Ate	Th 19,0	16Inch Wheels, Vent.
				-00		F	22-0164-0		Gir	Th 19,0	15Inch Wheels
				00-		F	22-0263-1		Ate	Th 19,5	15Inch Wheels, Vent.
			00-		F	22-0551-0		Ate	Th 19,5	16Inch Wheels, Vent.	
			00-		F	22-0163-2		Gir	Th 18,0	15Inch Wheels, Vent.	
			00-		F	22-0164-1		Gir	Th 19,0	15Inch Wheels	
			11/90-		F	22-0162-0		Gir	Th 19,0	14Inch Wheels	
			-96		F	22-0163-0		Gir	Th 18,0	15Inch Wheels, Vent.	
			96-00		F	22-0263-0		Ate	Th 19,5	15Inch Wheels, Vent.	
			96-00		F	22-0163-1		Gir	Th 18,0	15Inch Wheels, Vent.	
			-00		R	22-0346-0		Gir	Th 16,5	15Inch Wheels	
			00-		R	22-0346-1		Gir	Th 16,5	15Inch Wheels	
			11/90-		R	22-0346-2		Gir	Th 16,5	16Inch Wheels	
			-03		F	23-0792			Ø 313,0 Th 26,0-22,0	Ch 70Z1000955-, Vent., Cod. ID PR 1LB	
			9/90-6/96		F	23-0437			Ø 280,0 Th 24,0-20,0	Vent., Cod. ID PR 1LU/LE	
			96-03		F	23-0507			Ø 280,0 Th 24,0-20,0	Vent., Cod. ID PR 1LU/LE	
			-03		R	23-0657			Ø 280,0 Th 12,0-10,0	Ch 70T2000001-, Cod. ID PR 2E2	
			96-03		R	23-0767			Ø 294,0 Th 13,5-11,5	Cod. ID PR 2E3	
			11/90-3/03		R	53-0469		Vag	270,0x55	Hand Brake	
			90-		R	18-0203			Ø 268,0	Ch -70T199999	
2.5 Eng.AET/ APL/ AVT (85kW)				-00		F	22-0550-1		Ate	Th 19,0	16Inch Wheels, Vent.
				-00		F	22-0164-0		Gir	Th 19,0	15Inch Wheels
				00-		F	22-0263-1		Ate	Th 19,5	15Inch Wheels, Vent.
			00-		F	22-0551-0		Ate	Th 19,5	16Inch Wheels, Vent.	
			00-		F	22-0163-2		Gir	Th 18,0	15Inch Wheels, Vent.	
			00-		F	22-0164-1		Gir	Th 19,0	15Inch Wheels	
			7/96-		F	22-0162-0		Gir	Th 19,0	14Inch Wheels	
			-96		F	22-0163-0		Gir	Th 18,0	15Inch Wheels, Vent.	
			96-00		F	22-0263-0		Ate	Th 19,5	15Inch Wheels, Vent.	
			96-00		F	22-0163-1		Gir	Th 18,0	15Inch Wheels, Vent.	
			-00		R	22-0346-0		Gir	Th 16,5	15Inch Wheels	
			00-		R	22-0346-1		Gir	Th 16,5	15Inch Wheels	
			7/96-		R	22-0346-2		Gir	Th 16,5	16Inch Wheels	
			-03		F	23-0792			Ø 313,0 Th 26,0-22,0	Ch 70Z1000955-, Vent., Cod. ID PR 1LB	
			96-03		F	23-0507			Ø 280,0 Th 24,0-20,0	Vent., Cod. ID PR 1LU/LE	
			-03		R	23-0657			Ø 280,0 Th 12,0-10,0	Ch 70T2000001-, Cod. ID PR 2E2	
			96-03		R	23-0767			Ø 294,0 Th 13,5-11,5	Cod. ID PR 2E3	
			7/96-3/03		R	53-0469		Vag	270,0x55	Hand Brake	
	2.5 Syncro Eng.AAF/ ACU (81kW)			-00		F	22-0550-1		Ate	Th 19,0	16Inch Wheels, Vent.
				-00		F	22-0164-0		Gir	Th 19,0	15Inch Wheels
				00-		F	22-0263-1		Ate	Th 19,5	15Inch Wheels, Vent.
				00-		F	22-0551-0		Ate	Th 19,5	16Inch Wheels, Vent.
				00-		F	22-0163-2		Gir	Th 18,0	15Inch Wheels, Vent.
















		Spare Parts	F/R	L/R	METELLI ref.	METELLI ref. w/KIT		DIMENSIONS mm.	NOTE		
2.5 Syncro Eng.AAF/ ACU (81kW)		00-	F		22-0164-1		Gir	Th 19,0	15Inch Wheels		
		11/90-	F		22-0162-0		Gir	Th 19,0	14Inch Wheels		
		-96	F		22-0163-0		Gir	Th 18,0	15Inch Wheels, Vent.		
		96-00	F		22-0263-0		Ate	Th 19,5	15Inch Wheels, Vent.		
		96-00	F		22-0163-1		Gir	Th 18,0	15Inch Wheels, Vent.		
		-00	R		22-0346-0		Gir	Th 16,5	15Inch Wheels		
		00-	R		22-0346-1		Gir	Th 16,5	15Inch Wheels		
		11/90-	R		22-0346-2		Gir	Th 16,5	16Inch Wheels		
		-03	F		23-0792			Ø 313,0 Th 26,0-22,0	Ch 70Z1000955-, Vent., Cod. ID PR 1LB		
		9/90-6/96	F		23-0437			Ø 280,0 Th 24,0-20,0	Vent., Cod. ID PR 1LU/LE		
		96-03	F		23-0507			Ø 280,0 Th 24,0-20,0	Vent., Cod. ID PR 1LU/LE		
		-03	R		23-0657			Ø 280,0 Th 12,0-10,0	Cod. ID PR 2E2		
		96-03	R		23-0767			Ø 294,0 Th 13,5-11,5	Cod. ID PR 2E3		
		11/90-3/03	R		53-0469		Vag	270,0x55	Hand Brake		
		90-	R		18-0203			Ø 268,0			
		2.5 Syncro Eng.AEN/ AEU (81kW)		-00	F		22-0550-1		Ate	Th 19,0	16Inch Wheels, Vent.
				-00	F		22-0164-0		Gir	Th 19,0	15Inch Wheels
				00-	F		22-0263-1		Ate	Th 19,5	15Inch Wheels, Vent.
00-	F				22-0551-0		Ate	Th 19,5	16Inch Wheels, Vent.		
00-	F				22-0163-2		Gir	Th 18,0	15Inch Wheels, Vent.		
00-	F				22-0164-1		Gir	Th 19,0	15Inch Wheels		
11/90-	F				22-0162-0		Gir	Th 19,0	14Inch Wheels		
-96	F				22-0163-0		Gir	Th 18,0	15Inch Wheels, Vent.		
96-00	F				22-0263-0		Ate	Th 19,5	15Inch Wheels, Vent.		
96-00	F				22-0163-1		Gir	Th 18,0	15Inch Wheels, Vent.		
-00	R				22-0346-0		Gir	Th 16,5	15Inch Wheels		
00-	R				22-0346-1		Gir	Th 16,5	15Inch Wheels		
11/90-	R				22-0346-2		Gir	Th 16,5	16Inch Wheels		
-03	F				23-0792			Ø 313,0 Th 26,0-22,0	Ch 70Z1000955-, Vent., Cod. ID PR 1LB		
9/90-6/96	F				23-0437			Ø 280,0 Th 24,0-20,0	Vent., Cod. ID PR 1LU/LE		
96-03	F				23-0507			Ø 280,0 Th 24,0-20,0	Vent., Cod. ID PR 1LU/LE		
-03	R				23-0657			Ø 280,0 Th 12,0-10,0	Cod. ID PR 2E2		
96-03	R				23-0767			Ø 294,0 Th 13,5-11,5	Cod. ID PR 2E3		
11/90-3/03	R		53-0469		Vag	270,0x55	Hand Brake				
90-	R		18-0203			Ø 268,0					
2.5 Syncro Eng.AET/ APL/ AVT (85kW)		-00	F		22-0550-1		Ate	Th 19,0	16Inch Wheels, Vent.		
		-00	F		22-0164-0		Gir	Th 19,0	15Inch Wheels		
		00-	F		22-0263-1		Ate	Th 19,5	15Inch Wheels, Vent.		
		00-	F		22-0551-0		Ate	Th 19,5	16Inch Wheels, Vent.		
		00-	F		22-0163-2		Gir	Th 18,0	15Inch Wheels, Vent.		
		00-	F		22-0164-1		Gir	Th 19,0	15Inch Wheels		
		7/96-	F		22-0162-0		Gir	Th 19,0	14Inch Wheels		
		-96	F		22-0163-0		Gir	Th 18,0	15Inch Wheels, Vent.		
		96-00	F		22-0263-0		Ate	Th 19,5	15Inch Wheels, Vent.		
		96-00	F		22-0163-1		Gir	Th 18,0	15Inch Wheels, Vent.		
		-00	R		22-0346-0		Gir	Th 16,5	15Inch Wheels		
		00-	R		22-0346-1		Gir	Th 16,5	15Inch Wheels		
		7/96-	R		22-0346-2		Gir	Th 16,5	16Inch Wheels		
		-03	F		23-0792			Ø 313,0 Th 26,0-22,0	Vent., Cod. ID PR 1LB		
		96-03	F		23-0507			Ø 280,0 Th 24,0-20,0	Vent., Cod. ID PR 1LU/LE		
		-03	R		23-0657			Ø 280,0 Th 12,0-10,0	Cod. ID PR 2E2		
		96-03	R		23-0767			Ø 294,0 Th 13,5-11,5	Cod. ID PR 2E3		
		7/96-3/03	R		53-0469		Vag	270,0x55	Hand Brake		
2.5 TDi Eng.AC/V/ AUF/ AYC (75kW)		-00	F		22-0550-1		Ate	Th 19,0	16Inch Wheels, Vent.		
		-00	F		22-0164-0		Gir	Th 19,0	15Inch Wheels		
		00-	F		22-0263-1		Ate	Th 19,5	15Inch Wheels, Vent.		
		00-	F		22-0551-0		Ate	Th 19,5	16Inch Wheels, Vent.		
		00-	F		22-0163-2		Gir	Th 18,0	15Inch Wheels, Vent.		
		00-	F		22-0164-1		Gir	Th 19,0	15Inch Wheels		
		9/95-	F		22-0162-0		Gir	Th 19,0	14Inch Wheels		
		-96	F		22-0163-0		Gir	Th 18,0	15Inch Wheels, Vent.		
		96-00	F		22-0263-0		Ate	Th 19,5	15Inch Wheels, Vent.		
		96-00	F		22-0163-1		Gir	Th 18,0	15Inch Wheels, Vent.		
		-00	R		22-0346-0		Gir	Th 16,5	15Inch Wheels		
		00-	R		22-0346-1		Gir	Th 16,5	15Inch Wheels		
		9/95-	R		22-0346-2		Gir	Th 16,5	16Inch Wheels		
		-03	F		23-0792			Ø 313,0 Th 26,0-22,0	Ch 70Z1000955-, Vent., Cod. ID PR 1LB		















		Spare Parts	F/R	L/R	METELLI ref.	METELLI ref. w/KIT		DIMENSIONS mm.	NOTE	
2.5 TDi Eng.AC/V/ AUF/ AYC (75kW)	95-03		F		23-0507			Ø 280,0 Th 24,0-20,0	Vent., Cod. ID PR 1LU/LE	
			R		23-0657			Ø 280,0 Th 12,0-10,0	Cod. ID PR 2E2	
	95-03		R		23-0767			Ø 294,0 Th 13,5-11,5	Cod. ID PR 2E3	
			R		18-0203			Ø 268,0		
2.5 TDi Eng.AH/Y/ AXG (111kW)	95-03		F		22-0550-1		Ate	Th 19,0	16Inch Wheels, Vent.	
			F		22-0263-0		Ate	Th 19,5	15Inch Wheels, Vent.	
			F		22-0163-1		Gir	Th 18,0	15Inch Wheels, Vent.	
			F		22-0164-0		Gir	Th 19,0	15Inch Wheels	
			F		22-0263-1		Ate	Th 19,5	15Inch Wheels, Vent.	
			F		22-0551-0		Ate	Th 19,5	16Inch Wheels, Vent.	
			F		22-0163-2		Gir	Th 18,0	15Inch Wheels, Vent.	
			F		22-0164-1		Gir	Th 19,0	15Inch Wheels	
			F		22-0162-0		Gir	Th 19,0	14Inch Wheels	
			R		22-0346-0		Gir	Th 16,5	15Inch Wheels	
			R		22-0346-1		Gir	Th 16,5	15Inch Wheels	
			R		22-0346-2		Gir	Th 16,5	16Inch Wheels	
	98-03		F		23-0792			Ø 313,0 Th 26,0-22,0	Ch 70Z1000955-, Vent., Cod. ID PR 1LB	
			F		23-0507			Ø 280,0 Th 24,0-20,0	Vent., Cod. ID PR 1LU/LE	
			R		23-0657			Ø 280,0 Th 12,0-10,0	Ch 70T2000001-, Cod. ID PR 2E2	
			R		23-0767			Ø 294,0 Th 13,5-11,5	Cod. ID PR 2E3	
	98-03		R		18-0203			Ø 268,0	Ch -70T199999	
	2.5 TDi Eng.AJT/ AYY (65kW)	95-03		F		22-0550-1		Ate	Th 19,0	16Inch Wheels, Vent.
				F		22-0263-0		Ate	Th 19,5	15Inch Wheels, Vent.
				F		22-0163-1		Gir	Th 18,0	15Inch Wheels, Vent.
F					22-0164-0		Gir	Th 19,0	15Inch Wheels	
F					22-0263-1		Ate	Th 19,5	15Inch Wheels, Vent.	
F					22-0551-0		Ate	Th 19,5	16Inch Wheels, Vent.	
F					22-0163-2		Gir	Th 18,0	15Inch Wheels, Vent.	
F					22-0164-1		Gir	Th 19,0	15Inch Wheels	
F					22-0162-0		Gir	Th 19,0	14Inch Wheels	
R					22-0346-0		Gir	Th 16,5	15Inch Wheels	
R					22-0346-1		Gir	Th 16,5	15Inch Wheels	
R					22-0346-2		Gir	Th 16,5	16Inch Wheels	
98-03			F		23-0792			Ø 313,0 Th 26,0-22,0	Ch 70Z1000955-, Vent., Cod. ID PR 1LB	
			F		23-0507			Ø 280,0 Th 24,0-20,0	Vent., Cod. ID PR 1LU/LE	
			R		23-0657			Ø 280,0 Th 12,0-10,0	Ch 70T2000001-, Cod. ID PR 2E2	
			R		23-0767			Ø 294,0 Th 13,5-11,5	Cod. ID PR 2E3	
98-03			R		18-0203			Ø 268,0	Ch -70T199999	
2.5 TDi Syncro Eng.AC/V/ AXL (75kW)		95-03		F		22-0550-1		Ate	Th 19,0	16Inch Wheels, Vent.
				F		22-0164-0		Gir	Th 19,0	15Inch Wheels
				F		22-0263-1		Ate	Th 19,5	15Inch Wheels, Vent.
	F				22-0551-0		Ate	Th 19,5	16Inch Wheels, Vent.	
	F				22-0163-2		Gir	Th 18,0	15Inch Wheels, Vent.	
	F				22-0164-1		Gir	Th 19,0	15Inch Wheels	
	F				22-0162-0		Gir	Th 19,0	14Inch Wheels	
	F				22-0163-0		Gir	Th 18,0	15Inch Wheels, Vent.	
	F				22-0263-0		Ate	Th 19,5	15Inch Wheels, Vent.	
	F				22-0163-1		Gir	Th 18,0	15Inch Wheels, Vent.	
	R				22-0346-0		Gir	Th 16,5	15Inch Wheels	
	R				22-0346-1		Gir	Th 16,5	15Inch Wheels	
	R		22-0346-2		Gir	Th 16,5	16Inch Wheels			
	98-03		F		23-0792			Ø 313,0 Th 26,0-22,0	Ch 70Z1000955-, Vent., Cod. ID PR 1LB	
			F		23-0507			Ø 280,0 Th 24,0-20,0	Vent., Cod. ID PR 1LU/LE	
			R		23-0657			Ø 280,0 Th 12,0-10,0	Ch 70T2000001-, Cod. ID PR 2E2	
			R		23-0767			Ø 294,0 Th 13,5-11,5	Cod. ID PR 2E3	
	95-03		R		18-0203			Ø 268,0	Ch -70T199999	
	2.8 V6 Eng.AMV (150kW)	95-03		F		22-0550-1		Ate	Th 19,0	16Inch Wheels, Vent.
				F		22-0551-0		Ate	Th 19,5	16Inch Wheels, Vent.
R					22-0346-2		Gir	Th 16,5	16Inch Wheels, Vent.	
00-03			F		23-0507			Ø 280,0 Th 24,0-20,0	Vent., Cod. ID PR 1LU/LE	
			F		23-0792			Ø 313,0 Th 26,0-22,0	Ch 70Z1000955-, Vent., Cod. ID PR 1LB	
			R		23-0767			Ø 294,0 Th 13,5-11,5	Cod. ID PR 2E3	
			R		23-0657			Ø 280,0 Th 12,0-10,0	Ch 70T2000001-, Cod. ID PR 2E2	
2.8 VR6 Eng.AES (103kW)	11/95-4/00		F		22-0550-1		Ate	Th 19,0	16Inch Wheels, Vent.	
			F		22-0551-0		Ate	Th 19,5	16Inch Wheels, Vent.	
			R		22-0346-2		Gir	Th 16,5	16Inch Wheels, Vent.	
	00-03		F		23-0792			Ø 313,0 Th 26,0-22,0	Ch 70Z1000955-, Vent., Cod. ID PR 1LB	

		Spare Parts	F/R	L/R	METELLI ref.	METELLI ref. w/KIT		DIMENSIONS mm.	NOTE
2.8 VR6 Eng.AES (103kW)	95-00		F		23-0507			Ø 280,0 Th 24,0-20,0	Vent., Cod. ID PR 1LU/LE
	-00		R		23-0657			Ø 280,0 Th 12,0-10,0	Ch 70T2000001-, Cod. ID PR 2E2
	95-00		R		23-0767			Ø 294,0 Th 13,5-11,5	Cod. ID PR 2E3
<b>Transporter V (7HA/B/H/J, JD/E/L) 4/03-</b>									
1.9 TDi Eng.AXB (77kW)	4/03-		F		22-0552-0		Ate	Th 20,0	16Inch Wheels
	4/03-		R		22-0554-0		Gir	Th 17,5	
	03-		F		23-0773C			Ø 307,5 Th 29,5-25,5	Vent., (Coated), Cod. ID PR 2E3, SRW/16Inch Wheels
	03-		F		23-0727			Ø 333,0 Th 32,5-28,5	Vent., Cod. ID PR 2E4, 17Inch Wheels
	03-		R		23-0728		Luc	Ø 294,0 Th 22,0-19,5	Vent.
	03-		R		23-0849C		Ate	Ø 314,0 Th 22,0-18,0	Vent., (Coated)
	4/03-		R		53-0019	53-0019K	Ate	185,0x30	Hand Brake
1.9 TDi Eng.AXC (63kW)	03-		F		22-0552-0		Ate	Th 20,0	16Inch Wheels
	03-		R		22-0554-0		Gir	Th 17,5	
	03-		F		23-0773C			Ø 307,5 Th 29,5-25,5	Vent., (Coated), Cod. ID PR 2E3, SRW/16Inch Wheels
	03-		F		23-0727			Ø 333,0 Th 32,5-28,5	Vent., Cod. ID PR 2E4, 17Inch Wheels
	03-		R		23-0728		Luc	Ø 294,0 Th 22,0-19,5	Vent.
	03-		R		23-0849C		Ate	Ø 314,0 Th 22,0-18,0	Vent., (Coated)
	03-		R		53-0019	53-0019K	Ate	185,0x30	Hand Brake
1.9 TDi Eng.BRR (62kW)	06-		F		22-0552-0		Ate	Th 20,0	16Inch Wheels
	06-		R		22-0554-0		Gir	Th 17,5	
	06-		F		23-0773C			Ø 307,5 Th 29,5-25,5	Vent., (Coated), Cod. ID PR 2E3, SRW/16Inch Wheels
	06-		F		23-0727			Ø 333,0 Th 32,5-28,5	Vent., Cod. ID PR 2E4, 17Inch Wheels
	06-		R		23-0728		Luc	Ø 294,0 Th 22,0-19,5	Vent.
	06-		R		23-0849C		Ate	Ø 314,0 Th 22,0-18,0	Vent., (Coated)
	1/06-		R		53-0019	53-0019K	Ate	185,0x30	Hand Brake
1.9 TDi Eng.BRS (75kW)	06-		F		22-0552-0		Ate	Th 20,0	16Inch Wheels
	06-		R		22-0554-0		Gir	Th 17,5	
	06-		F		23-0773C			Ø 307,5 Th 29,5-25,5	Vent., (Coated), Cod. ID PR 2E3, SRW/16Inch Wheels
	06-		F		23-0727			Ø 333,0 Th 32,5-28,5	Vent., Cod. ID PR 2E4, 17Inch Wheels
	06-		R		23-0728		Luc	Ø 294,0 Th 22,0-19,5	Vent.
	06-		R		23-0849C		Ate	Ø 314,0 Th 22,0-18,0	Vent., (Coated)
	6/06-		R		53-0019	53-0019K	Ate	185,0x30	Hand Brake
2.0 Eng.AXA (85kW)	4/03-		F		22-0552-0		Ate	Th 20,0	16Inch Wheels
	4/03-		R		22-0554-0		Gir	Th 17,5	
	03-		F		23-0773C			Ø 307,5 Th 29,5-25,5	Vent., (Coated), Cod. ID PR 2E3, SRW/16Inch Wheels
	03-		F		23-0727			Ø 333,0 Th 32,5-28,5	Vent., Cod. ID PR 2E4, 17Inch Wheels
	03-		R		23-0728		Luc	Ø 294,0 Th 22,0-19,5	Vent.
	03-		R		23-0849C		Ate	Ø 314,0 Th 22,0-18,0	Vent., (Coated)
	4/03-		R		53-0019	53-0019K	Ate	185,0x30	Hand Brake
2.5 TDi Eng.BLJ (120kW)	03-		F		22-0552-1		Ate	Th 18,5	17Inch Wheels
	03-		F		22-0552-0		Ate	Th 20,0	16Inch Wheels
	03-		R		22-0661-1		Ate	Th 19,0	17Inch Wheels
	03-		R		22-0554-0		Gir	Th 17,5	
	03-		F		23-0773C			Ø 307,5 Th 29,5-25,5	Vent., (Coated), Cod. ID PR 2E3, SRW/16Inch Wheels
	03-		F		23-0727			Ø 333,0 Th 32,5-28,5	Vent., Cod. ID PR 2E4, 17Inch Wheels
	03-		R		23-0728		Luc	Ø 294,0 Th 22,0-19,5	Vent.
03-		R		23-0849C		Ate	Ø 314,0 Th 22,0-18,0	Vent., (Coated)	
11/03-		R		53-0019	53-0019K	Ate	185,0x30	Hand Brake	
2.5 TDi, 4motion Eng.AXD/ BNZ (96kW)	4/03-		F		22-0552-1		Ate	Th 18,5	17Inch Wheels
	4/03-		F		22-0552-0		Ate	Th 20,0	16Inch Wheels
	4/03-		R		22-0661-1		Ate	Th 19,0	17Inch Wheels
	4/03-		R		22-0554-0		Gir	Th 17,5	
	03-		F		23-0773C			Ø 307,5 Th 29,5-25,5	Vent., (Coated), Cod. ID PR 2E3, SRW/16Inch Wheels
03-		F		23-0727			Ø 333,0 Th 32,5-28,5	Vent., Cod. ID PR 2E4, 17Inch Wheels	
03-		R		23-0728		Luc	Ø 294,0 Th 22,0-19,5	Vent.	
03-		R		23-0849C		Ate	Ø 314,0 Th 22,0-18,0	Vent., (Coated)	
4/03-		R		53-0019	53-0019K	Ate	185,0x30	Hand Brake	
2.5 TDi, 4motion Eng.AXE/ BPC (128kW)	4/03-		F		22-0552-1		Ate	Th 18,5	17Inch Wheels
	4/03-		F		22-0552-0		Ate	Th 20,0	16Inch Wheels
	4/03-		R		22-0661-1		Ate	Th 19,0	17Inch Wheels


















































		Spare Parts	F/R	L/R	METELLI ref.	METELLI ref. w/KIT		DIMENSIONS mm.	NOTE
2.5 TDi, 4motion Eng.AXE/ BPC (128kW)	4/03-		R		<b>22-0554-0</b>		Gir	Th 17,5	
	03-		F		<b>23-0773C</b>			Ø 307,5 Th 29,5-25,5	Vent., (Coated), Cod. ID PR 2E3, SRW/16Inch Wheels
	03-		F		<b>23-0727</b>			Ø 333,0 Th 32,5-28,5	Vent., Cod. ID PR 2E4, 17Inch Wheels
	03-		R		<b>23-0728</b>		Luc	Ø 294,0 Th 22,0-19,5	Vent.
	03-		R		<b>23-0849C</b>		Ate	Ø 314,0 Th 22,0-18,0	Vent., (Coated)
	4/03-		R		<b>53-0019</b>	<b>53-0019K</b>	Ate	185,0x30	Hand Brake
	3.2 V6 Eng.BDL (170kW)	4/03-		F		<b>22-0552-1</b>		Ate	Th 18,5
	4/03-		R		<b>22-0661-1</b>		Ate	Th 19,0	
	03-		F		<b>23-0773C</b>			Ø 307,5 Th 29,5-25,5	Vent., (Coated), Cod. ID PR 2E3, SRW/16Inch Wheels
	03-		F		<b>23-0727</b>			Ø 333,0 Th 32,5-28,5	Vent., Cod. ID PR 2E4, 17Inch Wheels
	03-		R		<b>23-0728</b>		Luc	Ø 294,0 Th 22,0-19,5	Vent.
	03-		R		<b>23-0849C</b>		Ate	Ø 314,0 Th 22,0-18,0	Vent., (Coated)
	4/03-		R		<b>53-0019</b>	<b>53-0019K</b>	Ate	185,0x30	Hand Brake
3.2 V6, 4motion Eng.BKK/ CFLA (173kW)	8/03-		F		<b>22-0552-1</b>		Ate	Th 18,5	17Inch Wheels
	8/03-		R		<b>22-0661-1</b>		Ate	Th 19,0	
	03-		F		<b>23-0773C</b>			Ø 307,5 Th 29,5-25,5	Vent., (Coated), Cod. ID PR 2E3, SRW/16Inch Wheels
	03-		F		<b>23-0727</b>			Ø 333,0 Th 32,5-28,5	Vent., Cod. ID PR 2E4, 17Inch Wheels
	03-		R		<b>23-0728</b>		Luc	Ø 294,0 Th 22,0-19,5	Vent.
	03-		R		<b>23-0849C</b>		Ate	Ø 314,0 Th 22,0-18,0	Vent., (Coated)
	8/03-		R		<b>53-0019</b>	<b>53-0019K</b>	Ate	185,0x30	Hand Brake
<b>Vanagon 1/72-1/87</b>									
All models	72-79		R		<b>18-0195</b>			Ø 252,0	
	79-87		R		<b>18-0194</b>			Ø 252,0	























































## VOLVO






























































<b>140 (142, 144, 145), SW 8/66-8/75</b>									
1.8 Eng.B18A (50-55kW)	8/66-7/68		F		<b>22-0006-0</b>		Gir	Th 16,0	
	8/66-7/68		R		<b>22-0003-0</b>		Ate	Th 15,0	
	8/66-7/68		R		<b>22-0004-0</b>		Gir	Th 14,0	
1.8 S Eng.B18B (74kW)	7/67-1/72		F		<b>22-0006-0</b>		Gir	Th 16,0	
	7/67-1/72		R		<b>22-0003-0</b>		Ate	Th 15,0	
	7/67-1/72		R		<b>22-0004-0</b>		Gir	Th 14,0	
2.0 Eng.B20A (60kW)	8/68-7/74		F		<b>22-0006-0</b>		Gir	Th 16,0	
	8/68-7/74		R		<b>22-0003-0</b>		Ate	Th 15,0	
	8/68-7/74		R		<b>22-0004-0</b>		Gir	Th 14,0	
2.0 Eng.B20B (73-74kW)	11/68-9/72		F		<b>22-0006-0</b>		Gir	Th 16,0	
	11/68-9/72		R		<b>22-0003-0</b>		Ate	Th 15,0	
	11/68-9/72		R		<b>22-0004-0</b>		Gir	Th 14,0	
2.0 Eng.B20D (70kW)	8/71-7/72		F		<b>22-0006-0</b>		Gir	Th 16,0	
	8/71-7/72		R		<b>22-0003-0</b>		Ate	Th 15,0	
	8/71-7/72		R		<b>22-0004-0</b>		Gir	Th 14,0	
2.0 Eng.B20E (91kW)	9/70-4/75		F		<b>22-0006-0</b>		Gir	Th 16,0	
	9/70-4/75		R		<b>22-0003-0</b>		Ate	Th 15,0	
	9/70-4/75		R		<b>22-0004-0</b>		Gir	Th 14,0	
2.0 Eng.B20F (85kW)	9/72-8/75		F		<b>22-0006-0</b>		Gir	Th 16,0	
	9/72-8/75		R		<b>22-0003-0</b>		Ate	Th 15,0	
	9/72-8/75		R		<b>22-0004-0</b>		Gir	Th 14,0	
<b>164 8/68-7/74</b>									
2.9 Eng.B30A (96kW)	8/68-7/73		F		<b>22-0006-0</b>		Gir	Th 16,0	
	8/68-7/73		R		<b>22-0003-0</b>		Ate	Th 15,0	
	8/68-7/73		R		<b>22-0004-0</b>		Gir	Th 14,0	
2.9 Eng.B30E (118kW)	8/72-7/74		F		<b>22-0006-0</b>		Gir	Th 16,0	
	8/72-7/74		R		<b>22-0003-0</b>		Ate	Th 15,0	
	8/72-7/74		R		<b>22-0004-0</b>		Gir	Th 14,0	
<b>240 (P242, 244, 245), SW 8/74-8/93</b>									
1.8 Eng.B17A	1/79-12/84		R		<b>53-0473</b>	<b>53-0473K</b>	Luc	160,0x25	Hand Brake
2.0 Eng.B19A/ K (66-70-71kW)	8/76-7/83		F		<b>22-0006-0</b>		Gir	Th 16,0	
	8/76-7/83		R		<b>22-0003-0</b>		Ate	Th 15,0	
	8/76-7/83		R		<b>22-0004-0</b>		Gir	Th 14,0	
	76-83		F		<b>23-0052</b>		Luc	Ø 262,5 Th 14,3-13,1	
	76-83		F		<b>23-0225</b>		Luc	Ø 263,0 Th 22,0-20,4	Vent.
	76-83		R		<b>23-0074</b>			Ø 280,5 Th 9,5-8,4	
	8/76-7/83		R		<b>53-0473</b>	<b>53-0473K</b>	Luc	160,0x25	Hand Brake



























		Spare Parts	F/R	L/R	METELLI ref.	METELLI ref. w/KIT		DIMENSIONS mm.	NOTE
2.0 Eng.B19ET (100kW)		10/82-8/84	F		22-0006-0		Gir	Th 16,0	
		10/82-8/84	R		22-0003-0		Ate	Th 15,0	
		10/82-8/84	R		22-0004-0		Gir	Th 14,0	
		10/82-8/84	R		53-0473	53-0473K	Luc	160,0x25	Hand Brake
2.0 Eng.B200E (89kW)		9/84-12/93	R		53-0473	53-0473K	Luc	160,0x25	Hand Brake
2.0 Eng.B200F (82kW)		9/88-12/93	R		53-0473	53-0473K	Luc	160,0x25	Hand Brake
2.0 Eng.B200K (75-76-77kW)		8/84-7/85	F		22-0006-0		Gir	Th 16,0	
		8/84-7/85	R		22-0003-0		Ate	Th 15,0	
		8/84-7/85	R		22-0004-0		Gir	Th 14,0	
		84-85	F		23-0052		Luc	Ø 262,5 Th 14,3-13,1	
		84-85	F		23-0225		Luc	Ø 263,0 Th 22,0-20,4	Vent.
		84-85	R		23-0074			Ø 280,5 Th 9,5-8,4	
		8/84-7/85	R		53-0473	53-0473K	Luc	160,0x25	Hand Brake
2.0 Eng.B20A (60kW)		8/74-7/76	F		22-0006-0		Gir	Th 16,0	
		8/74-7/76	R		22-0003-0		Ate	Th 15,0	
		8/74-7/76	R		22-0004-0		Gir	Th 14,0	
		8/74-76	F		23-0052		Luc	Ø 262,5 Th 14,3-13,1	
		8/74-76	F		23-0225		Luc	Ø 263,0 Th 22,0-20,4	Vent.
		8/74-76	R		23-0074			Ø 280,5 Th 9,5-8,4	
		8/74-7/76	R		53-0473	53-0473K	Luc	160,0x25	Hand Brake
2.0 SW (50kW)		9/78-10/80	R		53-0473	53-0473K	Luc	160,0x25	Hand Brake
2.0 SW Eng.B200E (86kW)		8/83-7/93	F		22-0006-0		Gir	Th 16,0	
		8/83-7/93	R		22-0003-0		Ate	Th 15,0	
		8/83-7/93	R		22-0004-0		Gir	Th 14,0	
		89-93	F		23-0225			Ø 263,0 Th 22,0-20,4	Vent.
		89-93	R		23-0074			Ø 280,5 Th 9,5-8,4	
		8/83-7/93	R		53-0473	53-0473K	Luc	160,0x25	Hand Brake
2.1 Eng.B21A (71-74-79kW)		8/74-7/84	F		22-0006-0		Gir	Th 16,0	
		8/74-7/84	R		22-0003-0		Ate	Th 15,0	
		8/74-7/84	R		22-0004-0		Gir	Th 14,0	
		74-84	F		23-0052		Luc	Ø 262,5 Th 14,3-13,1	
		74-84	F		23-0225		Luc	Ø 263,0 Th 22,0-20,4	Vent.
		74-84	R		23-0074			Ø 280,5 Th 9,5-8,4	
8/74-7/84	R		53-0473	53-0473K	Luc	160,0x25	Hand Brake		
2.1 Eng.B21E (90kW)		8/74-7/80	F		22-0006-0		Gir	Th 16,0	
		8/74-7/80	R		22-0003-0		Ate	Th 15,0	
		8/74-7/80	R		22-0004-0		Gir	Th 14,0	
		74-80	F		23-0052		Luc	Ø 262,5 Th 14,3-13,1	
		74-80	F		23-0225		Luc	Ø 263,0 Th 22,0-20,4	Vent.
		74-80	R		23-0074			Ø 280,5 Th 9,5-8,4	
8/74-7/80	R		53-0473	53-0473K	Luc	160,0x25	Hand Brake		
2.1 SW Eng.B21F (80kW)		8/80-7/84	F		22-0006-0		Gir	Th 16,0	
		8/80-7/84	R		22-0003-0		Ate	Th 15,0	
		8/80-7/84	R		22-0004-0		Gir	Th 14,0	
		80-84	F		23-0225		Luc	Ø 263,0 Th 22,0-20,4	Vent.
		80-84	R		23-0074			Ø 280,5 Th 9,5-8,4	
8/80-7/84	R		53-0473	53-0473K	Luc	160,0x25	Hand Brake		
2.1 T. Eng.B21ET (114kW)		8/80-7/84	F		22-0006-0		Gir	Th 16,0	
		8/80-7/84	R		22-0003-0		Ate	Th 15,0	
		8/80-7/84	R		22-0004-0		Gir	Th 14,0	
		80-84	F		23-0225			Ø 263,0 Th 22,0-20,4	Vent.
		80-84	R		23-0074			Ø 280,5 Th 9,5-8,4	
8/80-7/84	R		53-0473	53-0473K	Luc	160,0x25	Hand Brake		
2.3 Eng.B230A (81kW)		8/84-7/86	F		22-0006-0		Gir	Th 16,0	
		8/84-7/86	R		22-0003-0		Ate	Th 15,0	
		8/84-7/86	R		22-0004-0		Gir	Th 14,0	
		84-86	F		23-0225			Ø 263,0 Th 22,0-20,4	Vent.
		84-86	R		23-0074			Ø 280,5 Th 9,5-8,4	
8/84-7/86	R		53-0473	53-0473K	Luc	160,0x25	Hand Brake		
2.3 Eng.B230E (96kW)		8/83-7/85	F		22-0006-0		Gir	Th 16,0	
		8/83-7/85	R		22-0003-0		Ate	Th 15,0	
		8/83-7/85	R		22-0004-0		Gir	Th 14,0	
		83-85	F		23-0225			Ø 263,0 Th 22,0-20,4	Vent.
		83-85	R		23-0074			Ø 280,5 Th 9,5-8,4	
8/83-7/85	R		53-0473	53-0473K	Luc	160,0x25	Hand Brake		
2.3 Eng.B230K (85-86kW)		8/86-12/88	F		22-0006-0		Gir	Th 16,0	
		8/86-12/88	R		22-0003-0		Ate	Th 15,0	






		Spare Parts	F/R	L/R	METELLI ref.	METELLI ref. w/KIT		DIMENSIONS mm.	NOTE
2.3 Eng.B230K (85-86kW)	8/86-12/88		R		22-0004-0		Gir	Th 14,0	
	86-88		F		23-0225			Ø 263,0 Th 22,0-20,4	Vent.
	86-88		R		23-0074			Ø 280,5 Th 9,5-8,4	
	8/86-12/88		R		53-0473	53-0473K	Luc	160,0x25	Hand Brake
2.3 Eng.B23A (82-84kW)	8/80-7/84		F		22-0006-0		Gir	Th 16,0	
	8/80-7/84		R		22-0003-0		Ate	Th 15,0	
	8/80-7/84		R		22-0004-0		Gir	Th 14,0	
	80-84		F		23-0225			Ø 263,0 Th 22,0-20,4	Vent.
	80-84		R		23-0074			Ø 280,5 Th 9,5-8,4	
	8/80-7/84		R		53-0473	53-0473K	Luc	160,0x25	Hand Brake
2.3 Eng.B23E (95-98-100kW)	8/80-12/89		F		22-0006-0		Gir	Th 16,0	
	8/80-12/89		R		22-0003-0		Ate	Th 15,0	
	8/80-12/89		R		22-0004-0		Gir	Th 14,0	
	80-89		F		23-0225			Ø 263,0 Th 22,0-20,4	Vent.
	80-89		R		23-0074			Ø 280,5 Th 9,5-8,4	
	8/80-12/89		R		53-0473	53-0473K	Luc	160,0x25	Hand Brake
2.3 (Exc. SW) Eng.B23E (103kW)	8/78-7/80		F		22-0006-0		Gir	Th 16,0	
	8/78-7/80		R		22-0003-0		Ate	Th 15,0	
	8/78-7/80		R		22-0004-0		Gir	Th 14,0	
	78-80		F		23-0225			Ø 263,0 Th 22,0-20,4	Vent.
	78-80		R		23-0074			Ø 280,5 Th 9,5-8,4	
	8/78-7/80		R		53-0473	53-0473K	Luc	160,0x25	Hand Brake
2.3 16v Eng.B230F (83-85kW)	8/86-7/93		F		22-0006-0		Gir	Th 16,0	
	8/86-7/93		R		22-0003-0		Ate	Th 15,0	
	8/86-7/93		R		22-0004-0		Gir	Th 14,0	
	86-93		F		23-0225			Ø 263,0 Th 22,0-20,4	Vent.
	86-93		R		23-0074			Ø 280,5 Th 9,5-8,4	
	8/86-7/93		R		53-0473	53-0473K	Luc	160,0x25	Hand Brake
2.3 Kat Eng.B230F (100kW)	8/91-7/92		R		53-0473	53-0473K	Luc	160,0x25	Hand Brake
2.4 D Eng.D24 (58-60kW)	8/78-8/93		F		22-0006-0		Gir	Th 16,0	
	8/78-8/93		R		22-0003-0		Ate	Th 15,0	
	8/78-8/93		R		22-0004-0		Gir	Th 14,0	
	78-87		F		23-0052		Luc	Ø 262,5 Th 14,3-13,1	
	78-93		F		23-0225		Luc	Ø 263,0 Th 22,0-20,4	Vent.
	78-93		R		23-0074			Ø 280,5 Th 9,5-8,4	
8/78-8/93		R		53-0473	53-0473K	Luc	160,0x25	Hand Brake	
2.7 (Exc. SW) Eng.B27E (104kW)	8/79-7/80		F		22-0006-0		Gir	Th 16,0	
	8/79-7/80		R		53-0473	53-0473K	Luc	160,0x25	Hand Brake
2.8 Eng.B28A (95kW)	10/81-9/82		R		53-0473	53-0473K	Luc	160,0x25	Hand Brake
2.8 Eng.B28E (114kW)	10/80-9/82		R		53-0473	53-0473K	Luc	160,0x25	Hand Brake
<b>260 (P262, 264, 265), SW 8/74-7/82</b>									
2.7 Eng.B27A (92kW)	8/76-7/82		F		22-0006-0		Gir	Th 16,0	
	8/76-7/82		R		22-0003-0		Ate	Th 15,0	
	8/76-7/82		R		22-0004-0		Gir	Th 14,0	
	76-82		F		23-0225			Ø 263,0 Th 22,0-20,4	Vent.
	76-82		R		23-0074			Ø 280,5 Th 9,5-8,4	
	8/76-7/82		R		53-0473	53-0473K	Luc	160,0x25	Hand Brake
2.7 Eng.B27F (109kW)	8/78-7/82		F		22-0006-0		Gir	Th 16,0	
	8/78-7/82		R		22-0003-0		Ate	Th 15,0	
	8/78-7/82		R		22-0004-0		Gir	Th 14,0	
	8/78-7/82		R		53-0473	53-0473K	Luc	160,0x25	Hand Brake
2.7, Coupé Eng.B27E (104kW)	8/74-7/80		F		22-0006-0		Gir	Th 16,0	
	8/74-7/80		R		22-0003-0		Ate	Th 15,0	
	8/74-7/80		R		22-0004-0		Gir	Th 14,0	
	74-80		F		23-0225			Ø 263,0 Th 22,0-20,4	Vent.
	74-80		R		23-0074			Ø 280,5 Th 9,5-8,4	
	8/74-7/80		R		53-0473	53-0473K	Luc	160,0x25	Hand Brake
2.8 Eng.B28E (114kW)	8/80-7/82		F		22-0006-0		Gir	Th 16,0	
	8/80-7/82		R		22-0003-0		Ate	Th 15,0	
	8/80-7/82		R		22-0004-0		Gir	Th 14,0	
	80-82		F		23-0225			Ø 263,0 Th 22,0-20,4	Vent.
	80-82		R		23-0074			Ø 280,5 Th 9,5-8,4	
	8/80-7/82		R		53-0473	53-0473K	Luc	160,0x25	Hand Brake
2.8 (Exc. SW) Eng.B28A (95kW)	8/80-7/82		F		22-0006-0		Gir	Th 16,0	
	8/80-7/82		R		22-0003-0		Ate	Th 15,0	
	8/80-7/82		R		22-0004-0		Gir	Th 14,0	
	80-82		F		23-0225			Ø 263,0 Th 22,0-20,4	Vent.























		Spare Parts	F/R	L/R	METELLI ref.	METELLI ref. w/KIT		DIMENSIONS mm.	NOTE
2.8 (Exc. SW) Eng.B28A (95kW)	80-82		R		23-0074			Ø 280,5 Th 9,5-8,4	
	8/80-7/82		R		53-0473	53-0473K	Luc	160,0x25	Hand Brake
<b>340-360 (343, 345, 344) 8/75-7/91</b>									
1.4 Eng.B14.3E (46-47kW)	8/79-8/85		F		22-0024-0		Gir	Th 19,5	
	79-85		F		23-0127			Ø 239,0 Th 12,8-11,5	
	-81		R		53-0103		Luc	203,2x38	Hand Brake
	81-		R		53-0475		Luc	228,6x42	Hand Brake
	79-85		R		18-0047			Ø 203,3	
	79-85		R		18-0048			Ø 228,6	Only 343
	82-85		R		51-0110		Luc	Ø 20,64 228,6x42	LUC
1.4 Eng.B14.4S (50-51-52kW)	8/75-12/88		F		22-0024-0		Gir	Th 19,5	
	75-79		F		23-0075			Ø 232,5 Th 10,0-9,0	
	80-88		F		23-0127			Ø 239,0 Th 12,8-11,5	
	-81		R		53-0103		Luc	203,2x38	Hand Brake
	81-		R		53-0475		Luc	228,6x42	Hand Brake
	75-88		R		18-0047			Ø 203,3	
	75-88		R		18-0048			Ø 228,6	Only 343
	82-88		R		51-0110		Luc	Ø 20,64 228,6x42	LUC
1.6 D Eng.D16 (40kW)	8/84-7/91		F		22-0024-0		Gir	Th 19,5	
	84-91		F		23-0127			Ø 239,0 Th 12,8-11,5	
	8/84-7/91		R		53-0475		Luc	228,6x42	Hand Brake
	84-91		R		18-0047			Ø 203,3	
	94-91		R		51-0110		Luc	Ø 20,64 228,6x42	LUC
1.7 Eng.B172K (59-60-67kW)	8/85-7/91		F		22-0024-0		Gir	Th 19,5	
	8/85-7/91		R		53-0475		Luc	228,6x42	Hand Brake
	85-91		R		18-0047			Ø 203,3	
	85-91		R		51-0110		Luc	Ø 20,64 228,6x42	LUC
2.0 Eng.B19A (65-66-68-70kW)	8/80-7/84		F		22-0024-0		Gir	Th 19,5	
	80-84		F		23-0127			Ø 239,0 Th 12,8-11,5	
	-81		R		53-0103		Luc	203,2x38	Hand Brake
	81-		R		53-0475		Luc	228,6x42	Hand Brake
	80-83		R		18-0048			Ø 228,6	(70 KW)
	80-84		R		18-0047			Ø 203,3	
	80-84		R		51-0110		Luc	Ø 20,64 228,6x42	LUC
2.0 Eng.B19E (83-85kW)	8/82-7/84		F		22-0024-0		Gir	Th 19,5	
	82-84		F		23-0127			Ø 239,0 Th 12,8-11,5	
	8/82-7/84		R		53-0475		Luc	228,6x42	Hand Brake
2.0 Eng.B200E (85-87kW)	8/84-7/86		F		22-0024-0		Gir	Th 19,5	
	84-86		F		23-0127			Ø 239,0 Th 12,8-11,5	
	8/84-7/86		R		53-0475		Luc	228,6x42	Hand Brake
2.0 Eng.B200F/ EA (80-81-82kW)	8/88-7/89		F		22-0024-0		Gir	Th 19,5	
	88-89		F		23-0127			Ø 239,0 Th 12,8-11,5	
	8/88-7/89		R		53-0475		Luc	228,6x42	Hand Brake
	88-89		R		51-0110		Luc	Ø 20,64 228,6x42	LUC, 343-345-360
2.0 Eng.B200K (75-77kW)	8/84-7/87		F		22-0024-0		Gir	Th 19,5	
	84-87		F		23-0127			Ø 239,0 Th 12,8-11,5	
	8/84-7/87		R		53-0475		Luc	228,6x42	Hand Brake
	84-87		R		51-0110		Luc	Ø 20,64 228,6x42	LUC, 343-345-360
2.1 Eng.B21E (90kW)	8/81-7/82		F		22-0024-0		Gir	Th 19,5	
<b>440 K (445) 8/88-12/96</b>									
1.6 Eng.B16/ A/ B/ F (44-61kW)	9/88-12/96		F		22-0126-0		Ate	Th 17,0	Vent.
	9/88-12/96		F		22-0235-0		Gir	Th 15,5	Ch -6386
	9/88-12/96		F		22-0130-0		Gir	Th 18,0	Ch 6387-
	9/88-12/96		R		22-0070-0		Ate	Th 15,0	
	7/92-96		F		23-0294			Ø 256,0 Th 22,0-20,0	Vent.
	90-6/92		F		23-0260			Ø 260,0 Th 12,0-11,0	
	90-96		R		23-0309			Ø 228,0 Th 9,0-8,0	
	9/88-12/96		R		53-0476		Luc	203,0x38	Hand Brake
	9/94-3/96		R		18-0049			Ø 203,3	
1.7 Eng.B18EP (75-78kW)	7/92-96		F		23-0294			Ø 256,0 Th 22,0-20,0	Vent.
	88-6/92		F		23-0260			Ø 260,0 Th 12,0-11,0	
	88-96		R		23-0309			Ø 228,0 Th 9,0-8,0	
	9/88-12/96		R		53-0476		Luc	203,0x38	Hand Brake
	8/88-12/92		R		18-0049			Ø 203,3	
1.7 Eng.B18F (70kW)	8/88-7/89		F		22-0126-0		Ate	Th 17,0	Vent.
	8/88-7/89		F		22-0235-0		Gir	Th 15,5	Ch -6386
	8/88-7/89		F		22-0130-0		Gir	Th 18,0	Ch 6387-


























		Spare Parts	F/R	L/R	METELLI ref.	METELLI ref. w/KIT		DIMENSIONS mm.	NOTE
1.7 Eng.B18F (70kW)	8/88-7/89		R		<b>22-0070-0</b>		Ate	Th 15,0	
	88-89		F		<b>23-0260</b>			Ø 260,0 Th 12,0-11,0	
	88-89		R		<b>23-0309</b>			Ø 228,0 Th 9,0-8,0	
	8/88-7/89		R		<b>53-0476</b>		Luc	203,0x38	Hand Brake
	88-89		R		<b>18-0049</b>			Ø 203,3	
1.7 Eng.B18FP (75kW)	7/92-96		F		<b>23-0294</b>			Ø 256,0 Th 22,0-20,0	Vent.
	89-6/92		F		<b>23-0260</b>			Ø 260,0 Th 12,0-11,0	
	89-96		R		<b>23-0309</b>			Ø 228,0 Th 9,0-8,0	
	8/89-12/96		R		<b>53-0476</b>		Luc	203,0x38	Hand Brake
	89-12/92		R		<b>18-0049</b>			Ø 203,3	
1.7 Eng.B18K/ KP (64kW)	9/88-12/96		F		<b>22-0126-0</b>		Ate	Th 17,0	Vent.
	9/88-12/96		F		<b>22-0235-0</b>		Gir	Th 15,5	Ch -6386
	9/88-12/96		F		<b>22-0130-0</b>		Gir	Th 18,0	Ch 6387-
	9/88-12/96		R		<b>22-0070-0</b>		Ate	Th 15,0	
	7/92-97		F		<b>23-0294</b>			Ø 256,0 Th 22,0-20,0	Vent.
	88-6/92		F		<b>23-0260</b>			Ø 260,0 Th 12,0-11,0	
	88-97		R		<b>23-0309</b>			Ø 228,0 Th 9,0-8,0	
	9/88-12/96		R		<b>53-0476</b>		Luc	203,0x38	Hand Brake
				R		<b>18-0049</b>			Ø 203,3
1.7 T. Eng.B18FT (88-90kW)	8/88-7/96		F		<b>22-0126-0</b>		Ate	Th 17,0	Vent.
	8/88-7/96		F		<b>22-0235-0</b>		Gir	Th 15,5	Ch -6386
	8/88-7/96		F		<b>22-0130-0</b>		Gir	Th 18,0	Ch 6387-
	8/88-7/96		R		<b>22-0070-0</b>		Ate	Th 15,0	
	7/92-96		F		<b>23-0294</b>			Ø 256,0 Th 22,0-20,0	Vent.
	88-6/92		F		<b>23-0260</b>			Ø 260,0 Th 12,0-11,0	
	88-96		R		<b>23-0309</b>			Ø 228,0 Th 9,0-8,0	
	8/88-7/96		R		<b>53-0476</b>		Luc	203,0x38	Hand Brake
	9/94-3/96		R		<b>18-0049</b>			Ø 203,3	
1.8 Eng.B18U (66kW)	8/91-7/96		F		<b>22-0126-0</b>		Ate	Th 17,0	Vent.
	8/91-7/96		F		<b>22-0235-0</b>		Gir	Th 15,5	Ch -6386
	8/91-7/96		F		<b>22-0130-0</b>		Gir	Th 18,0	Ch 6387-
	8/91-7/96		R		<b>22-0070-0</b>		Ate	Th 15,0	
	93-96		F		<b>23-0294</b>			Ø 256,0 Th 22,0-20,0	Vent.
	93-96		R		<b>23-0309</b>			Ø 228,0 Th 9,0-8,0	
	8/91-7/96		R		<b>53-0476</b>		Luc	203,0x38	Hand Brake
7/91-96		R		<b>18-0049</b>			Ø 203,3		
1.9 TD Eng.D19T (66kW)	7/94-12/96		F		<b>22-0126-0</b>		Ate	Th 17,0	Vent.
	7/94-12/96		F		<b>22-0235-0</b>		Gir	Th 15,5	Ch -6386
	7/94-12/96		F		<b>22-0130-0</b>		Gir	Th 18,0	Ch 6387-
	7/94-12/96		R		<b>22-0070-0</b>		Ate	Th 15,0	
	94-96		F		<b>23-0260</b>			Ø 260,0 Th 12,0-11,0	
	94-96		R		<b>23-0309</b>			Ø 228,0 Th 9,0-8,0	+ABS
	7/94-12/96		R		<b>53-0476</b>		Luc	203,0x38	Hand Brake
94-96		R		<b>18-0049</b>			Ø 203,3		
2.0 Eng.B20F (80-81kW)	8/92-7/96		F		<b>22-0126-0</b>		Ate	Th 17,0	Vent.
	8/92-7/96		F		<b>22-0235-0</b>		Gir	Th 15,5	Ch -6386
	8/92-7/96		F		<b>22-0130-0</b>		Gir	Th 18,0	Ch 6387-
	8/92-7/96		R		<b>22-0070-0</b>		Ate	Th 15,0	
	92-96		F		<b>23-0294</b>			Ø 256,0 Th 22,0-20,0	Vent.
	92-96		R		<b>23-0309</b>			Ø 228,0 Th 9,0-8,0	
	8/92-7/96		R		<b>53-0476</b>		Luc	203,0x38	Hand Brake
92-96		R		<b>18-0049</b>			Ø 203,3		
<b>460 L (464) 9/88-7/96</b>									
1.6 Eng.B16/ A/ B/ F (44-61kW)	7/92-7/96		F		<b>22-0126-0</b>		Ate	Th 17,0	Vent.
	7/92-7/96		F		<b>22-0235-0</b>		Gir	Th 15,5	Ch -6386
	7/92-7/96		F		<b>22-0130-0</b>		Gir	Th 18,0	Ch 6387-
	7/92-7/96		R		<b>22-0070-0</b>		Ate	Th 15,0	
	7/92-96		F		<b>23-0294</b>			Ø 256,0 Th 22,0-20,0	Vent.
	92-96		R		<b>23-0309</b>			Ø 228,0 Th 9,0-8,0	
	7/92-7/96		R		<b>53-0476</b>		Luc	203,0x38	Hand Brake
9/94-3/96		R		<b>18-0049</b>			Ø 203,3		
1.7 Eng.B18EP (70-75-78kW)	8/89-7/92		F		<b>22-0126-0</b>		Ate	Th 17,0	Vent.
	8/89-7/92		F		<b>22-0235-0</b>		Gir	Th 15,5	Ch -6386
	8/89-7/92		F		<b>22-0130-0</b>		Gir	Th 18,0	Ch 6387-
	8/89-7/92		R		<b>22-0070-0</b>		Ate	Th 15,0	
	89-92		F		<b>23-0260</b>			Ø 260,0 Th 12,0-11,0	Vent.
	89-92		R		<b>23-0309</b>			Ø 228,0 Th 9,0-8,0	






























		Spare Parts	F/R	L/R	METELLI ref.	METELLI ref. w/KIT		DIMENSIONS mm.	NOTE
1.7 Eng.B18EP (70-75-78kW)	8/89-7/92		R		53-0476		Luc	203,0x38	Hand Brake
	89-92		R		18-0049			Ø 203,3	
1.7 Eng.B18KP (64kW)	9/88-7/96		F		22-0126-0		Ate	Th 17,0	Vent.
	9/88-7/96		F		22-0235-0		Gir	Th 15,5	Ch -6386
	9/88-7/96		F		22-0130-0		Gir	Th 18,0	Ch 6387-
	9/88-7/96		R		22-0070-0		Ate	Th 15,0	
	7/92-96		F		23-0294			Ø 256,0 Th 22,0-20,0	Vent.
	88-6/92		F		23-0260			Ø 260,0 Th 12,0-11,0	
	88-96		R		23-0309			Ø 228,0 Th 9,0-8,0	
	9/88-7/96		R		53-0476		Luc	203,0x38	Hand Brake
1.7 Eng.B18KP (66kW)	9/90-7/96		F		22-0126-0		Ate	Th 17,0	Vent.
	9/90-7/96		F		22-0235-0		Gir	Th 15,5	Ch -6386
	9/90-7/96		F		22-0130-0		Gir	Th 18,0	Ch 6387-
	9/90-7/96		R		22-0070-0		Ate	Th 15,0	
	7/92-96		F		23-0294			Ø 256,0 Th 22,0-20,0	Vent.
	90-6/92		F		23-0260			Ø 260,0 Th 12,0-11,0	
	90-96		R		23-0309			Ø 228,0 Th 9,0-8,0	
	9/90-7/96		R		53-0476		Luc	203,0x38	Hand Brake
1.7 T. Eng.B18FT (88kW)	8/89-7/96		F		22-0126-0		Ate	Th 17,0	Vent.
	8/89-7/96		F		22-0235-0		Gir	Th 15,5	Ch -6386
	8/89-7/96		F		22-0130-0		Gir	Th 18,0	Ch 6387-
	8/89-7/96		R		22-0070-0		Ate	Th 15,0	
	7/92-97		F		23-0294			Ø 256,0 Th 22,0-20,0	Vent.
	89-6/92		F		23-0260			Ø 260,0 Th 12,0-11,0	
	89-96		R		23-0309			Ø 228,0 Th 9,0-8,0	
	8/89-7/96		R		53-0476		Luc	203,0x38	Hand Brake
89-92		R		18-0049			Ø 203,3		
1.7 T. Eng.B18FT (90kW)	1/91-7/96		F		22-0126-0		Ate	Th 17,0	Vent.
	1/91-7/96		F		22-0235-0		Gir	Th 15,5	Ch -6386
	1/91-7/96		F		22-0130-0		Gir	Th 18,0	Ch 6387-
	1/91-7/96		R		22-0070-0		Ate	Th 15,0	
	7/92-96		F		23-0294			Ø 256,0 Th 22,0-20,0	Vent.
	91-6/92		F		23-0260			Ø 260,0 Th 12,0-11,0	
	91-96		R		23-0309			Ø 228,0 Th 9,0-8,0	
	1/91-7/96		R		53-0476		Luc	203,0x38	Hand Brake
91-12/92		R		18-0049			Ø 203,3		
1.8 Eng.B18U (66kW)	8/91-7/96		F		22-0126-0		Ate	Th 17,0	Vent.
	8/91-7/96		F		22-0235-0		Gir	Th 15,5	Ch -6386
	8/91-7/96		F		22-0130-0		Gir	Th 18,0	Ch 6387-
	8/91-7/96		R		22-0070-0		Ate	Th 15,0	
	91-96		F		23-0294			Ø 256,0 Th 22,0-20,0	Vent.
	91-96		R		23-0309			Ø 228,0 Th 9,0-8,0	
	8/91-7/96		R		53-0476		Luc	203,0x38	Hand Brake
	91-96			R		18-0049			Ø 203,3
1.9 TD Eng.D19T (66kW)	7/94-7/96		F		22-0126-0		Ate	Th 17,0	Vent.
	7/94-7/96		F		22-0235-0		Gir	Th 15,5	Ch -6386
	7/94-7/96		F		22-0130-0		Gir	Th 18,0	Ch 6387-
	7/94-7/96		R		22-0070-0		Ate	Th 15,0	
	94-96		F		23-0260			Ø 260,0 Th 12,0-11,0	
	94-96		R		23-0309			Ø 228,0 Th 9,0-8,0	
	7/94-7/96		R		53-0476		Luc	203,0x38	Hand Brake
	94-96			R		18-0049			Ø 203,3
2.0 Eng.B20F (80-81kW)	8/92-7/96		F		22-0126-0		Ate	Th 17,0	Vent.
	8/92-7/96		F		22-0235-0		Gir	Th 15,5	Ch -6386
	8/92-7/96		F		22-0130-0		Gir	Th 18,0	Ch 6387-
	8/92-7/96		R		22-0070-0		Ate	Th 15,0	
	92-96		F		23-0294			Ø 256,0 Th 22,0-20,0	Vent.
	92-96		R		23-0309			Ø 228,0 Th 9,0-8,0	
	8/92-7/96		R		53-0476		Luc	203,0x38	Hand Brake
	92-96			R		18-0049			Ø 203,3
<b>480 E 4/86-7/96</b>									
1.7 Eng.B18E (78-80kW)	4/86-7/89		F		22-0126-0		Ate	Th 17,0	Vent.
	4/86-7/89		F		22-0235-0		Gir	Th 15,5	Ch -538519
	4/86-7/89		F		22-0130-0		Gir	Th 18,0	Ch 538520-
	4/86-7/89		R		22-0070-0		Ate	Th 15,0	
	86-89		F		23-0260			Ø 260,0 Th 12,0-11,0	
	86-89		R		23-0309			Ø 228,0 Th 9,0-8,0	




































		Spare Parts	F/R	L/R	METELLI ref.	METELLI ref. w/KIT		DIMENSIONS mm.	NOTE
1.7 Eng.B18EP (75kW)	8/89-7/96	F			22-0126-0		Ate	Th 17,0	Vent.
					22-0235-0		Gir	Th 15,5	Ch -538519
					22-0130-0		Gir	Th 18,0	Ch 538520-
					22-0070-0		Ate	Th 15,0	
	7/92-96	F			23-0294			Ø 256,0 Th 22,0-20,0	Vent.
	89-6/92	F			23-0260			Ø 260,0 Th 12,0-11,0	
	89-96	R			23-0309			Ø 228,0 Th 9,0-8,0	
1.7 Eng.B18F (70kW)	8/87-7/89	F			22-0126-0		Ate	Th 17,0	Vent.
					22-0235-0		Gir	Th 15,5	Ch -538519
					22-0130-0		Gir	Th 18,0	Ch 538520-
					22-0070-0		Ate	Th 15,0	
	87-89	F			23-0260			Ø 260,0 Th 12,0-11,0	
	87-89	R			23-0309			Ø 228,0 Th 9,0-8,0	
1.7 T. Eng.B18FT (88-90kW)	8/87-7/96	F			22-0126-0		Ate	Th 17,0	Vent.
					22-0235-0		Gir	Th 15,5	Ch -538519
					22-0130-0		Gir	Th 18,0	Ch 538520-
					22-0070-0		Ate	Th 15,0	
	87-92	F			23-0260			Ø 260,0 Th 12,0-11,0	
	87-96	R			23-0309			Ø 228,0 Th 9,0-8,0	
2.0 Eng.B20F (80-81kW)	8/92-9/95	F			22-0126-0		Ate	Th 17,0	Vent.
					22-0235-0		Gir	Th 15,5	Ch -538519
					22-0130-0		Gir	Th 18,0	Ch 538520-
					22-0070-0		Ate	Th 15,0	
	92-95	F			23-0294			Ø 256,0 Th 22,0-20,0	Vent.
	92-95	R			23-0309			Ø 228,0 Th 9,0-8,0	
<b>66, SW 10/75-11/79</b>									
1.1 DL Eng.B11 (33kW)	10/75-11/79	F			22-0002-1		Ate	Th 15,0	
					53-0103		Luc	203,2x38	Hand Brake
	75-78	R			18-0047			Ø 203,3	
1.3 GL Eng.B130 (42kW)	10/75-11/79	F			22-0002-1		Ate	Th 15,0	
					53-0103		Luc	203,2x38	Hand Brake
	75-78	R			18-0047			Ø 203,3	
<b>740 (744, 745) 8/83-8/92</b>									
2.0 Eng.B19ET (110kW)	12/83-7/84	F			22-0075-0		Bdx	Th 16,5	-ABS
					22-0308-0		Bdx	Th 17,0	-ABS
					22-0183-0		Gir	Th 17,0	-ABS
					22-0132-0		Gir	Th 18,0	+ABS
					22-0200-0		Ate	Th 15,5	+/-ABS
					22-0131-0		Gir	Th 13,0	+/-ABS
	12/83-7/84	R			53-0473	53-0473K	Luc	160,0x25	Hand Brake
2.0 Eng.B200E (86kW)	87-88	F			23-0201		Bdx	Ø 286,5 Th 22,0-20,0	Vent., -ABS, 15Inch Wheels
					23-0200		Luc	Ø 262,0 Th 22,0-20,0	Vent., -ABS, 14Inch Wheels
					23-0074		Bdx/Luc	Ø 280,5 Th 9,5-8,4	14/15Inch Wheels
	1/87-8/88	R			53-0473	53-0473K	Luc	160,0x25	Hand Brake
2.0 Eng.B200ET (118-120kW)	1/83-8/90	F			22-0075-0		Bdx	Th 16,5	-ABS
					22-0308-0		Bdx	Th 17,0	-ABS
					22-0183-0		Gir	Th 17,0	-ABS
					22-0132-0		Gir	Th 18,0	+ABS
					22-0200-0		Ate	Th 15,5	+/-ABS
					22-0131-0		Gir	Th 13,0	+/-ABS
	88-90	F			23-0201		Bdx	Ø 286,5 Th 22,0-20,0	Vent., -ABS, 15Inch Wheels
	88-90	F			23-0200		Luc	Ø 262,0 Th 22,0-20,0	Vent., -ABS, 14Inch Wheels
	83-90	R			23-0074		Bdx/Luc	Ø 280,5 Th 9,5-8,4	14/15Inch Wheels
	1/83-8/90	R			53-0473	53-0473K	Luc	160,0x25	Hand Brake
	2.0 Eng.B200G (89kW)	88-90	F			23-0201		Bdx	Ø 286,5 Th 22,0-20,0
23-0200							Luc	Ø 262,0 Th 22,0-20,0	Vent., -ABS, 14Inch Wheels
90-92		F			23-0310			Ø 280,0 Th 26,0-23,0	Vent., +ABS
85-92		R			23-0074		Bdx/Luc	Ø 280,5 Th 9,5-8,4	14/15Inch Wheels
90-92		R			23-0311			Ø 265,0 Th 9,9-8,0	+ABS, Multilink
8/85-7/92		R			53-0473	53-0473K	Luc	160,0x25	Hand Brake
2.0 Eng.B200K (76kW)	88-90	F			23-0201		Bdx	Ø 286,5 Th 22,0-20,0	Vent., -ABS, 15Inch Wheels
					23-0200		Luc	Ø 262,0 Th 22,0-20,0	Vent., -ABS, 14Inch Wheels
	88-90	R			23-0074		Bdx/Luc	Ø 280,5 Th 9,5-8,4	14/15Inch Wheels
	9/88-8/90	R			53-0473	53-0473K	Luc	160,0x25	Hand Brake
2.0 Eng.B204E (100kW)	1/88-12/90	R			53-0473	53-0473K	Luc	160,0x25	Hand Brake






		Spare Parts	F/R	L/R	METELLI ref.	METELLI ref. w/KIT		DIMENSIONS mm.	NOTE	
2.0 T. Eng.B204FT (140-147kW)	1/88-12/90		R		53-0473	53-0473K	Luc	160,0x25	Hand Brake	
2.3 Eng.B230A (82kW)	85-86		R		23-0074		Bdx/Luc	Ø 280,5 Th 9,5-8,4	14/15Inch Wheels	
	8/85-7/86		R		53-0473	53-0473K	Luc	160,0x25	Hand Brake	
2.3 Eng.B230E (96kW)	8/84-7/88		F		22-0075-0		Bdx	Th 16,5	-ABS	
	8/84-7/88		F		22-0308-0		Bdx	Th 17,0	-ABS	
	8/84-7/88		F		22-0183-0		Gir	Th 17,0	-ABS	
	8/84-7/88		F		22-0132-0		Gir	Th 18,0	+ABS	
	8/84-7/88		R		22-0200-0		Ate	Th 15,5	+/-ABS	
	8/84-7/88		R		22-0131-0		Gir	Th 13,0	+/-ABS	
	84-88		F		23-0310			Ø 280,0 Th 26,0-23,0	Vent., +ABS	
	87-88		F		23-0201		Bdx	Ø 286,5 Th 22,0-20,0	Vent., -ABS, 15Inch Wheels	
	87-88		F		23-0200		Luc	Ø 262,0 Th 22,0-20,0	Vent., -ABS, 14Inch Wheels	
	84-88		R		23-0074		Bdx/Luc	Ø 280,5 Th 9,5-8,4	+ABS, 14/15Inch Wheels	
	87-88	R		23-0311			Ø 265,0 Th 9,9-8,0	+ABS, Multilink		
	8/84-7/88		R		53-0473	53-0473K	Luc	160,0x25	Hand Brake	
2.3 Eng.B230F (85kW)	8/87-7/92		R		53-0473	53-0473K	Luc	160,0x25	Hand Brake	
2.3 Eng.B230K (86kW)	9/85-7/90		F		22-0075-0		Bdx	Th 16,5	-ABS	
	9/85-7/90		F		22-0308-0		Bdx	Th 17,0	-ABS	
	9/85-7/90		F		22-0183-0		Gir	Th 17,0	-ABS	
	9/85-7/90		F		22-0132-0		Gir	Th 18,0	+ABS	
	9/85-7/90		R		22-0200-0		Ate	Th 15,5	+/-ABS	
	9/85-7/90		R		22-0131-0		Gir	Th 13,0	+/-ABS	
	88-90		F		23-0201		Bdx	Ø 286,5 Th 22,0-20,0	Vent., -ABS, 15Inch Wheels	
	88-90		F		23-0200		Luc	Ø 262,0 Th 22,0-20,0	Vent., -ABS, 14Inch Wheels	
	85-90		R		23-0074		Bdx/Luc	Ø 280,5 Th 9,5-8,4	14/15Inch Wheels	
	87-90		R		23-0311			Ø 265,0 Th 9,9-8,0	+ABS, Multilink	
	9/85-7/90		R		53-0473	53-0473K	Luc	160,0x25	Hand Brake	
2.3 Eng.B234F (111-114-117kW)	88-90		F		23-0201		Bdx	Ø 286,5 Th 22,0-20,0	Vent., -ABS, 15Inch Wheels	
	88-90		F		23-0200		Luc	Ø 262,0 Th 22,0-20,0	Vent., -ABS, 14Inch Wheels	
	90-91		F		23-0310			Ø 280,0 Th 26,0-23,0	Vent., +ABS	
	84-91		R		23-0074		Bdx/Luc	Ø 280,5 Th 9,5-8,4	14/15Inch Wheels	
	90-91		R		23-0311			Ø 265,0 Th 9,9-8,0	+ABS, Multilink	
	8/87-8/92		R		53-0473	53-0473K	Luc	160,0x25	Hand Brake	
2.3 Eng.B23A (82kW)	87-90		F		23-0201		Bdx	Ø 286,5 Th 22,0-20,0	Vent., -ABS, 15Inch Wheels	
	87-90		F		23-0200		Luc	Ø 262,0 Th 22,0-20,0	Vent., -ABS, 14Inch Wheels	
	84-90		R		23-0074		Bdx/Luc	Ø 280,5 Th 9,5-8,4	14/15Inch Wheels	
	87-90		R		23-0311			Ø 265,0 Th 9,9-8,0	+ABS, Multilink	
	8/84-7/90		R		53-0473	53-0473K	Luc	160,0x25	Hand Brake	
2.3 Eng.B23E (95-98-100kW)	8/83-7/84		F		22-0075-0		Bdx	Th 16,5	-ABS	
	8/83-7/84		F		22-0308-0		Bdx	Th 17,0	-ABS	
	8/83-7/84		F		22-0183-0		Gir	Th 17,0	-ABS	
	8/83-7/84		F		22-0132-0		Gir	Th 18,0	+ABS	
	8/83-7/84		R		22-0200-0		Ate	Th 15,5	+/-ABS	
	8/83-7/84		R		22-0131-0		Gir	Th 13,0	+/-ABS	
	83-84		R		23-0311			Ø 265,0 Th 9,9-8,0	+ABS, Multilink	
	83-84		R		23-0074		Bdx/Luc	Ø 280,5 Th 9,5-8,4	14/15Inch Wheels	
	8/83-7/84			R		53-0473	53-0473K	Luc	160,0x25	Hand Brake
2.3 16v Eng.B230F (83-85kW)	88-90			F		23-0201		Bdx	Ø 286,5 Th 22,0-20,0	Vent., -ABS, 15Inch Wheels
	88-90	F			23-0200		Luc	Ø 262,0 Th 22,0-20,0	Vent., -ABS, 14Inch Wheels	
	90-92	F			23-0310			Ø 280,0 Th 26,0-23,0	Vent., +ABS	
	85-92	R			23-0074		Bdx/Luc	Ø 280,5 Th 9,5-8,4	14/15Inch Wheels	
	90-92	R			23-0311			Ø 265,0 Th 9,9-8,0	+ABS, Multilink	
	8/85-12/92			R		53-0473	53-0473K	Luc	160,0x25	Hand Brake
2.3 16v Eng.B230FB (96-100kW)	8/88-7/90		F		22-0075-0		Bdx	Th 16,5	-ABS	
	8/88-7/90		F		22-0308-0		Bdx	Th 17,0	-ABS	
	8/88-7/90		F		22-0183-0		Gir	Th 17,0	-ABS	
	8/88-7/90		F		22-0132-0		Gir	Th 18,0	+ABS	
	8/88-7/90		R		22-0200-0		Ate	Th 15,5	+/-ABS	
	8/88-7/90		R		22-0131-0		Gir	Th 13,0	+/-ABS	
	88-90		F		23-0201		Bdx	Ø 286,5 Th 22,0-20,0	Vent., -ABS, 15Inch Wheels	
	88-90		F		23-0200		Luc	Ø 262,0 Th 22,0-20,0	Vent., -ABS, 14Inch Wheels	
	88-90		R		23-0074		Bdx/Luc	Ø 280,5 Th 9,5-8,4	14/15Inch Wheels	
	8/88-7/90			R		53-0473	53-0473K	Luc	160,0x25	Hand Brake
2.3 T. Eng.B230ET (134kW)	85-88		F		23-0201		Bdx	Ø 286,5 Th 22,0-20,0	Vent., -ABS, 15Inch Wheels	
	85-88		F		23-0200		Luc	Ø 262,0 Th 22,0-20,0	Vent., -ABS, 14Inch Wheels	
	85-88		R		23-0074		Bdx/Luc	Ø 280,5 Th 9,5-8,4	14/15Inch Wheels	
	87-88		R		23-0311			Ø 265,0 Th 9,9-8,0	+ABS, Multilink	













		Spare Parts	F/R	L/R	METELLI ref.	METELLI ref. w/KIT		DIMENSIONS mm.	NOTE
2.3 T. Eng.B230ET (134kW)	8/85-7/88		R		53-0473	53-0473K	Luc	160,0x25	Hand Brake
2.3 T. Eng.B230FT (115-121-126kW)	88-89		F		23-0201		Bdx	Ø 286,5 Th 22,0-20,0	Vent., -ABS, 15Inch Wheels
	88-89		F		23-0200		Luc	Ø 262,0 Th 22,0-20,0	Vent., -ABS, 14Inch Wheels
	86-89		R		23-0074		Bdx/Luc	Ø 280,5 Th 9,5-8,4	14/15Inch Wheels
	8/86-7/89		R		53-0473	53-0473K	Luc	160,0x25	Hand Brake
2.3 T. Eng.B230FT (140-121-126kW)	89-90		F		23-0201		Bdx	Ø 286,5 Th 22,0-20,0	Vent., -ABS, 15Inch Wheels
	89-90		F		23-0200		Luc	Ø 262,0 Th 22,0-20,0	Vent., -ABS, 14Inch Wheels
	89-90		R		23-0311			Ø 265,0 Th 9,9-8,0	+ABS, Multilink
	89-90		R		23-0074		Bdx/Luc	Ø 280,5 Th 9,5-8,4	14/15Inch Wheels
	8/89-7/90		R		53-0473	53-0473K	Luc	160,0x25	Hand Brake
2.3 T. Eng.B230FT/ GT (121kW)	89-90		F		23-0201		Bdx	Ø 286,5 Th 22,0-20,0	Vent., -ABS, 15Inch Wheels
	89-90		F		23-0200		Luc	Ø 262,0 Th 22,0-20,0	Vent., -ABS, 14Inch Wheels
	89-90		R		23-0074		Bdx/Luc	Ø 280,5 Th 9,5-8,4	14/15Inch Wheels
	8/89-7/90		R		53-0473	53-0473K	Luc	160,0x25	Hand Brake
2.4 D Eng.D24 (60kW)	8/84-7/92		F		22-0075-0		Bdx	Th 16,5	-ABS
	8/84-7/92		F		22-0308-0		Bdx	Th 17,0	-ABS
	8/84-7/92		F		22-0183-0		Gir	Th 17,0	-ABS
	8/84-7/92		F		22-0132-0		Gir	Th 18,0	+ABS
	8/84-7/92		R		22-0200-0		Ate	Th 15,5	+/-ABS
	8/84-7/92		R		22-0131-0		Gir	Th 13,0	+/-ABS
	88-90		F		23-0201		Bdx	Ø 286,5 Th 22,0-20,0	Vent., -ABS, 15Inch Wheels
	88-90		F		23-0200		Luc	Ø 262,0 Th 22,0-20,0	Vent., -ABS, 14Inch Wheels
	90-92		F		23-0310			Ø 280,0 Th 26,0-23,0	Vent., +ABS
	84-92		R		23-0074		Bdx/Luc	Ø 280,5 Th 9,5-8,4	14/15Inch Wheels
	90-92		R		23-0311			Ø 265,0 Th 9,9-8,0	+ABS, Multilink
	8/84-7/92		R		53-0473	53-0473K	Luc	160,0x25	Hand Brake
	2.4 TD Eng.D24T (80-83kW)	9/85-7/92		F		22-0075-0		Bdx	Th 16,5
9/85-7/92			F		22-0308-0		Bdx	Th 17,0	-ABS
9/85-7/92			F		22-0183-0		Gir	Th 17,0	-ABS
9/85-7/92			F		22-0132-0		Gir	Th 18,0	+ABS
9/85-7/92			R		22-0200-0		Ate	Th 15,5	+/-ABS
9/85-7/92			R		22-0131-0		Gir	Th 13,0	+/-ABS
88-90			F		23-0201		Bdx	Ø 286,5 Th 22,0-20,0	Vent., -ABS, 15Inch Wheels
88-90			F		23-0200		Luc	Ø 262,0 Th 22,0-20,0	Vent., -ABS, 14Inch Wheels
90-92			F		23-0310			Ø 280,0 Th 26,0-23,0	Vent., +ABS
85-92			R		23-0074		Bdx/Luc	Ø 280,5 Th 9,5-8,4	14/15Inch Wheels
90-92			R		23-0311			Ø 265,0 Th 9,9-8,0	+ABS, Multilink
9/85-7/92			R		53-0473	53-0473K	Luc	160,0x25	Hand Brake
2.4 TDi Eng.D24TIC (85-90kW)		86-88		F		23-0201		Bdx	Ø 286,5 Th 22,0-20,0
	86-88		F		23-0200		Luc	Ø 262,0 Th 22,0-20,0	Vent., -ABS, 14Inch Wheels
	86-88		R		23-0074		Bdx/Luc	Ø 280,5 Th 9,5-8,4	14/15Inch Wheels
	87-88		R		23-0311			Ø 265,0 Th 9,9-8,0	+ABS, Multilink
	8/86-10/88		R		53-0473	53-0473K	Luc	160,0x25	Hand Brake
<b>740 (744, 745) SW 8/84-8/92</b>									
2.0 Eng.B200E (86kW)	88-90		F		23-0201		Bdx	Ø 286,5 Th 22,0-20,0	Vent., -ABS, 15Inch Wheels
	88-90		F		23-0200		Luc	Ø 262,0 Th 22,0-20,0	Vent., -ABS, 14Inch Wheels
	90-91		F		23-0310			Ø 280,0 Th 26,0-23,0	Vent., +ABS
	84-91		R		23-0074		Bdx/Luc	Ø 280,5 Th 9,5-8,4	14/15Inch Wheels
	90-91		R		23-0311			Ø 265,0 Th 9,9-8,0	+ABS, Multilink
	1/87-8/88		R		53-0473	53-0473K	Luc	160,0x25	Hand Brake
2.0 Eng.B200F (80-81-82kW)	88-90		F		23-0201		Bdx	Ø 286,5 Th 22,0-20,0	Vent., -ABS, 15Inch Wheels
	88-90		F		23-0200		Luc	Ø 262,0 Th 22,0-20,0	Vent., -ABS, 14Inch Wheels
	90-91		F		23-0310			Ø 280,0 Th 26,0-23,0	Vent., +ABS
	84-91		R		23-0074		Bdx/Luc	Ø 280,5 Th 9,5-8,4	14/15Inch Wheels
	90-91		R		23-0311			Ø 265,0 Th 9,9-8,0	+ABS, Multilink
8/89-7/91		R		53-0473	53-0473K	Luc	160,0x25	Hand Brake	
2.0 Eng.B200G (89kW)	88-90		F		23-0201		Bdx	Ø 286,5 Th 22,0-20,0	Vent., -ABS, 15Inch Wheels
	88-90		F		23-0200		Luc	Ø 262,0 Th 22,0-20,0	Vent., -ABS, 14Inch Wheels
	90-91		F		23-0310			Ø 280,0 Th 26,0-23,0	Vent., +ABS
	84-91		R		23-0074		Bdx/Luc	Ø 280,5 Th 9,5-8,4	14/15Inch Wheels
	90-91		R		23-0311			Ø 265,0 Th 9,9-8,0	+ABS, Multilink
8/85-7/92		R		53-0473	53-0473K	Luc	160,0x25	Hand Brake	
2.0 Eng.B200K (76kW)	88-90		F		23-0201		Bdx	Ø 286,5 Th 22,0-20,0	Vent., -ABS, 15Inch Wheels
	88-90		F		23-0200		Luc	Ø 262,0 Th 22,0-20,0	Vent., -ABS, 14Inch Wheels
	90-91		F		23-0310			Ø 280,0 Th 26,0-23,0	Vent., +ABS
	84-91		R		23-0074		Bdx/Luc	Ø 280,5 Th 9,5-8,4	14/15Inch Wheels
	90-91		R		23-0311			Ø 265,0 Th 9,9-8,0	+ABS, Multilink



































		Spare Parts	F/R	L/R	METELLI ref.	METELLI ref. w/KIT		DIMENSIONS mm.	NOTE
2.0 Eng.B200K (76kW)	9/88-8/90		R		53-0473	53-0473K	Luc	160,0x25	Hand Brake
2.0 Eng.B204FTE (147kW)	9/90-8/92		R		53-0473	53-0473K	Luc	160,0x25	Hand Brake
2.0 16v Eng.B204E (100kW)	9/87-8/90		R		53-0473	53-0473K	Luc	160,0x25	Hand Brake
2.3 Eng.B230A (82kW)	85-86		R		23-0074		Bdx/Luc	Ø 280,5 Th 9,5-8,4	14/15Inch Wheels
	8/85-7/86		R		53-0473	53-0473K	Luc	160,0x25	Hand Brake
2.3 Eng.B230E (96kW)	8/84-7/88		F		22-0075-0		Bdx	Th 16,5	-ABS
	8/84-7/88		F		22-0308-0		Bdx	Th 17,0	-ABS
	8/84-7/88		F		22-0183-0		Gir	Th 17,0	-ABS
	8/84-7/88		F		22-0132-0		Gir	Th 18,0	+ABS
	8/84-7/88		R		22-0200-0		Ate	Th 15,5	+/-ABS
	8/84-7/88		R		22-0131-0		Gir	Th 13,0	+/-ABS
	87-88		F		23-0201		Bdx	Ø 286,5 Th 22,0-20,0	Vent., -ABS, 15Inch Wheels
	87-88		F		23-0200		Luc	Ø 262,0 Th 22,0-20,0	Vent., -ABS, 14Inch Wheels
	84-88		R		23-0074		Bdx/Luc	Ø 280,5 Th 9,5-8,4	14/15Inch Wheels
	87-88		R		23-0311			Ø 265,0 Th 9,9-8,0	+ABS, Multilink
	8/84-7/88		R		53-0473	53-0473K	Luc	160,0x25	Hand Brake
2.3 Eng.B230K (86kW)	88-90		F		23-0201		Bdx	Ø 286,5 Th 22,0-20,0	Vent., -ABS, 15Inch Wheels
	88-90		F		23-0200		Luc	Ø 262,0 Th 22,0-20,0	Vent., -ABS, 14Inch Wheels
	85-90		R		23-0074		Bdx/Luc	Ø 280,5 Th 9,5-8,4	14/15Inch Wheels
	87-90		R		23-0311			Ø 265,0 Th 9,9-8,0	+ABS, Multilink
	9/85-7/90		R		53-0473	53-0473K	Luc	160,0x25	Hand Brake
2.3 Eng.B234F (111-114-117kW)	88-90		F		23-0201		Bdx	Ø 286,5 Th 22,0-20,0	Vent., -ABS, 15Inch Wheels
	88-90		F		23-0200		Luc	Ø 262,0 Th 22,0-20,0	Vent., -ABS, 14Inch Wheels
	90-92		F		23-0310			Ø 280,0 Th 26,0-23,0	Vent., +ABS
	87-92		R		23-0074		Bdx/Luc	Ø 280,5 Th 9,5-8,4	14/15Inch Wheels
	90-92		R		23-0311			Ø 265,0 Th 9,9-8,0	+ABS, Multilink
	8/87-8/92		R		53-0473	53-0473K	Luc	160,0x25	Hand Brake
2.3 16v Eng.B230F (83-85kW)	88-90		F		23-0201		Bdx	Ø 286,5 Th 22,0-20,0	Vent., -ABS, 15Inch Wheels
	88-90		F		23-0200		Luc	Ø 262,0 Th 22,0-20,0	Vent., -ABS, 14Inch Wheels
	90-92		F		23-0310			Ø 280,0 Th 26,0-23,0	Vent., +ABS
	85-92		R		23-0074		Bdx/Luc	Ø 280,5 Th 9,5-8,4	14/15Inch Wheels
	90-92		R		23-0311			Ø 265,0 Th 9,9-8,0	+ABS, Multilink
	8/85-7/92		R		53-0473	53-0473K	Luc	160,0x25	Hand Brake
2.3 16v Eng.B230FB (96-100kW)	8/88-7/90		F		22-0075-0		Bdx	Th 16,5	-ABS
	8/88-7/90		F		22-0308-0		Bdx	Th 17,0	-ABS
	8/88-7/90		F		22-0183-0		Gir	Th 17,0	-ABS
	8/88-7/90		F		22-0132-0		Gir	Th 18,0	+ABS
	8/88-7/90		R		22-0200-0		Ate	Th 15,5	+/-ABS
	8/88-7/90		R		22-0131-0		Gir	Th 13,0	+/-ABS
	88-90		F		23-0201		Bdx	Ø 286,5 Th 22,0-20,0	Vent., -ABS, 15Inch Wheels
	88-90		F		23-0200		Luc	Ø 262,0 Th 22,0-20,0	Vent., -ABS, 14Inch Wheels
	88-90		R		23-0311			Ø 265,0 Th 9,9-8,0	+ABS, Multilink
	88-90		R		23-0074		Bdx/Luc	Ø 280,5 Th 9,5-8,4	14/15Inch Wheels
	8/88-7/90		R		53-0473	53-0473K	Luc	160,0x25	Hand Brake
2.3 T. Eng.B230ET (134kW)	85-88		F		23-0201		Bdx	Ø 286,5 Th 22,0-20,0	Vent., -ABS, 15Inch Wheels
	85-88		F		23-0200		Luc	Ø 262,0 Th 22,0-20,0	Vent., -ABS, 14Inch Wheels
	85-88		R		23-0074		Bdx/Luc	Ø 280,5 Th 9,5-8,4	14/15Inch Wheels
	87-88		R		23-0311			Ø 265,0 Th 9,9-8,0	+ABS, Multilink
	8/85-7/88		R		53-0473	53-0473K	Luc	160,0x25	Hand Brake
2.3 T. Eng.B230FT (115-125kW)	88-89		F		23-0201		Bdx	Ø 286,5 Th 22,0-20,0	Vent., -ABS, 15Inch Wheels
	88-89		F		23-0200		Luc	Ø 262,0 Th 22,0-20,0	Vent., -ABS, 14Inch Wheels
	86-89		R		23-0074		Bdx/Luc	Ø 280,5 Th 9,5-8,4	14/15Inch Wheels
	87-89		R		23-0311			Ø 265,0 Th 9,9-8,0	+ABS, Multilink
	8/86-7/89		R		53-0473	53-0473K	Luc	160,0x25	Hand Brake
2.3 T. Eng.B230FT (140-126kW)	89-90		F		23-0201		Bdx	Ø 286,5 Th 22,0-20,0	Vent., -ABS, 15Inch Wheels
	89-90		F		23-0200		Luc	Ø 262,0 Th 22,0-20,0	Vent., -ABS, 14Inch Wheels
	89-90		R		23-0311			Ø 265,0 Th 9,9-8,0	+ABS, Multilink
	89-90		R		23-0074		Bdx/Luc	Ø 280,5 Th 9,5-8,4	14/15Inch Wheels
	8/89-7/90		R		53-0473	53-0473K	Luc	160,0x25	Hand Brake
2.3 T. Eng.B230FT/ GT (121kW)	88-90		F		23-0201		Bdx	Ø 286,5 Th 22,0-20,0	Vent., -ABS, 15Inch Wheels
	88-90		F		23-0200		Luc	Ø 262,0 Th 22,0-20,0	Vent., -ABS, 14Inch Wheels
	89-90		R		23-0311			Ø 265,0 Th 9,9-8,0	+ABS, Multilink
	89-90		R		23-0074		Bdx/Luc	Ø 280,5 Th 9,5-8,4	14/15Inch Wheels
	8/89-7/90		R		53-0473	53-0473K	Luc	160,0x25	Hand Brake
2.4 D Eng.D24 (60kW)	8/84-7/92		F		22-0075-0		Bdx	Th 16,5	-ABS
	8/84-7/92		F		22-0308-0		Bdx	Th 17,0	-ABS
	8/84-7/92		F		22-0183-0		Gir	Th 17,0	-ABS



























		Spare Parts	F/R	L/R	METELLI ref.	METELLI ref. w/KIT		DIMENSIONS mm.	NOTE	
2.4 D Eng.D24 (60kW)	8/84-7/92		F		22-0132-0		Gir	Th 18,0	+ABS	
			R		22-0200-0		Ate	Th 15,5	+/-ABS	
			R		22-0131-0		Gir	Th 13,0	+/-ABS	
	87-90		F		23-0201		Bdx	Ø 286,5 Th 22,0-20,0	Vent., -ABS, 15Inch Wheels	
			F		23-0200		Luc	Ø 262,0 Th 22,0-20,0	Vent., -ABS, 14Inch Wheels	
	90-92		F		23-0310			Ø 280,0 Th 26,0-23,0	Vent., +ABS	
			R		23-0074		Bdx/Luc	Ø 280,5 Th 9,5-8,4	14/15Inch Wheels	
	87-90		R		23-0311			Ø 265,0 Th 9,9-8,0	+ABS, Multilink	
	8/84-7/92		R		53-0473	53-0473K	Luc	160,0x25	Hand Brake	
2.4 TD Eng.D24T (80-83kW)	9/85-7/92		F		22-0075-0		Bdx	Th 16,5	-ABS	
			F		22-0308-0		Bdx	Th 17,0	-ABS	
			F		22-0183-0		Gir	Th 17,0	-ABS	
			F		22-0132-0		Gir	Th 18,0	+ABS	
			R		22-0200-0		Ate	Th 15,5	+/-ABS	
			R		22-0131-0		Gir	Th 13,0	+/-ABS	
	87-90		F		23-0201		Bdx	Ø 286,5 Th 22,0-20,0	Vent., -ABS, 15Inch Wheels	
			F		23-0200		Luc	Ø 262,0 Th 22,0-20,0	Vent., -ABS, 14Inch Wheels	
	90-92		F		23-0310			Ø 280,0 Th 26,0-23,0	Vent., +ABS	
			R		23-0311			Ø 265,0 Th 9,9-8,0	+ABS, Multilink	
	90-92		R		23-0074		Bdx/Luc	Ø 280,5 Th 9,5-8,4	14/15Inch Wheels	
	9/85-7/92		R		53-0473	53-0473K	Luc	160,0x25	Hand Brake	
	2.4 TDi Eng.D24TIC (85-90kW)	87-88		F		23-0201		Bdx	Ø 286,5 Th 22,0-20,0	Vent., -ABS, 15Inch Wheels
				F		23-0200		Luc	Ø 262,0 Th 22,0-20,0	Vent., -ABS, 14Inch Wheels
86-88			R		23-0074		Bdx/Luc	Ø 280,5 Th 9,5-8,4	14/15Inch Wheels	
8/86-10/88			R		53-0473	53-0473K	Luc	160,0x25	Hand Brake	
<b>760 (704, 764, 765) 8/81-7/92</b>										
2.0 T. Eng.B204FT/ GT (140-147kW)	5/86-7/92		R		53-0473	53-0473K	Luc	160,0x25	Hand Brake	
2.3 Eng.B230FT (119kW)	88-90		F		23-0201		Bdx	Ø 286,5 Th 22,0-20,0	Vent., -ABS, 15Inch Wheels	
			F		23-0200		Luc	Ø 262,0 Th 22,0-20,0	Vent., -ABS, 14Inch Wheels	
	90-92		F		23-0310			Ø 280,0 Th 26,0-23,0	Vent., +ABS	
			R		23-0074		Bdx/Luc	Ø 280,5 Th 9,5-8,4	14/15Inch Wheels	
	90-92		R		23-0311			Ø 265,0 Th 9,9-8,0	+ABS, Multilink	
	1/88-7/92		R		53-0473	53-0473K	Luc	160,0x25	Hand Brake	
2.3 Eng.B230K (84kW)	8/84-8/87		R		53-0473	53-0473K	Luc	160,0x25	Hand Brake	
2.3 T. Eng.B230ET (130-134kW)	8/84-8/90		F		22-0075-0		Bdx	Th 16,5	-ABS	
			F		22-0308-0		Bdx	Th 17,0	-ABS	
			F		22-0183-0		Gir	Th 17,0	-ABS	
			F		22-0132-0		Gir	Th 18,0	+ABS	
			R		22-0200-0		Ate	Th 15,5	+/-ABS	
			R		22-0131-0		Gir	Th 13,0	+/-ABS	
	88-90		F		23-0201		Bdx	Ø 286,5 Th 22,0-20,0	Vent., -ABS, 15Inch Wheels	
			F		23-0200		Luc	Ø 262,0 Th 22,0-20,0	Vent., -ABS, 14Inch Wheels	
	84-90		R		23-0074		Bdx/Luc	Ø 280,5 Th 9,5-8,4	14/15Inch Wheels	
	8/84-8/90		R		53-0473	53-0473K	Luc	160,0x25	Hand Brake	
	2.3 T. Eng.B23ET (127kW)	8/82-7/84		F		22-0075-0		Bdx	Th 16,5	-ABS
F					22-0308-0		Bdx	Th 17,0	-ABS	
F					22-0183-0		Gir	Th 17,0	-ABS	
F					22-0132-0		Gir	Th 18,0	+ABS	
R					22-0200-0		Ate	Th 15,5	+/-ABS	
R					22-0131-0		Gir	Th 13,0	+/-ABS	
82-84			R		23-0074		Bdx/Luc	Ø 280,5 Th 9,5-8,4	14/15Inch Wheels	
8/82-7/84			R		53-0473	53-0473K	Luc	160,0x25	Hand Brake	
2.4 D Eng.D24 (60kW)	1/82-7/92		F		22-0075-0		Bdx	Th 16,5	-ABS	
			F		22-0308-0		Bdx	Th 17,0	-ABS	
			F		22-0183-0		Gir	Th 17,0	-ABS	
			F		22-0132-0		Gir	Th 18,0	+ABS	
			R		22-0200-0		Ate	Th 15,5	+/-ABS	
			R		22-0131-0		Gir	Th 13,0	+/-ABS	
	88-90		F		23-0201		Bdx	Ø 286,5 Th 22,0-20,0	Vent., -ABS, 15Inch Wheels	
			F		23-0200		Luc	Ø 262,0 Th 22,0-20,0	Vent., -ABS, 14Inch Wheels	
	90-92		F		23-0310			Ø 280,0 Th 26,0-23,0	Vent., +ABS	
			R		23-0074		Bdx/Luc	Ø 280,5 Th 9,5-8,4	14/15Inch Wheels	
	90-92		R		23-0311			Ø 265,0 Th 9,9-8,0	+ABS, Multilink	
	1/82-7/92		R		53-0473	53-0473K	Luc	160,0x25	Hand Brake	
	2.4 TD Eng.D24T (80-83kW)	4/87-7/92		F		22-0075-0		Bdx	Th 16,5	-ABS
F					22-0308-0		Bdx	Th 17,0	-ABS	












		Spare Parts	F/R	L/R	METELLI ref.	METELLI ref. w/KIT		DIMENSIONS mm.	NOTE
2.4 TD Eng.D24T (80-83kW)	4/87-7/92	F			22-0183-0		Gir	Th 17,0	-ABS
	4/87-7/92				22-0132-0		Gir	Th 18,0	+ABS
	4/87-7/92				22-0200-0		Ate	Th 15,5	+/-ABS
	4/87-7/92				22-0131-0		Gir	Th 13,0	+/-ABS
	88-90	F			23-0201		Bdx	Ø 286,5 Th 22,0-20,0	Vent., -ABS, 15Inch Wheels
	88-90				23-0200		Luc	Ø 262,0 Th 22,0-20,0	Vent., -ABS, 14Inch Wheels
	90-92				23-0310			Ø 280,0 Th 26,0-23,0	Vent., +ABS
	87-92				23-0074		Bdx/Luc	Ø 280,5 Th 9,5-8,4	14/15Inch Wheels
	90-92				23-0311			Ø 265,0 Th 9,9-8,0	+ABS, Multilink
	4/87-7/92	R			53-0473	53-0473K	Luc	160,0x25	Hand Brake
	2.4 TDi Eng.D24TIC (85-90kW)	88-90	F			23-0201		Bdx	Ø 286,5 Th 22,0-20,0
88-90		23-0200					Luc	Ø 262,0 Th 22,0-20,0	Vent., -ABS, 14Inch Wheels
90-92		F			23-0310			Ø 280,0 Th 26,0-23,0	Vent., +ABS
87-92					23-0074		Bdx/Luc	Ø 280,5 Th 9,5-8,4	14/15Inch Wheels
90-92					23-0311			Ø 265,0 Th 9,9-8,0	+ABS, Multilink
8/87-7/92		R			53-0473	53-0473K	Luc	160,0x25	Hand Brake
2.8 Eng.B280F (105-108kW)	5/86-8/91	F			22-0075-0		Bdx	Th 16,5	-ABS
	5/86-8/91				22-0308-0		Bdx	Th 17,0	-ABS
	5/86-8/91				22-0183-0		Gir	Th 17,0	-ABS
	5/86-8/91				22-0132-0		Gir	Th 18,0	+ABS
	5/86-8/91				22-0200-0		Ate	Th 15,5	+/-ABS
	5/86-8/91				22-0131-0		Gir	Th 13,0	+/-ABS
	88-90	F			23-0201		Bdx	Ø 286,5 Th 22,0-20,0	Vent., -ABS, 15Inch Wheels
	88-90				23-0200		Luc	Ø 262,0 Th 22,0-20,0	Vent., -ABS, 14Inch Wheels
	90-91				23-0310			Ø 280,0 Th 26,0-23,0	Vent., +ABS
	86-91				23-0074		Bdx/Luc	Ø 280,5 Th 9,5-8,4	14/15Inch Wheels
	90-91				23-0311			Ø 265,0 Th 9,9-8,0	+ABS, Multilink
5/86-8/91	R			53-0473	53-0473K	Luc	160,0x25	Hand Brake	
2.8 Eng.B28A (95kW)	5/86-12/87	F			22-0075-0		Bdx	Th 16,5	-ABS
	5/86-12/87				22-0308-0		Bdx	Th 17,0	-ABS
	5/86-12/87				22-0183-0		Gir	Th 17,0	-ABS
	5/86-12/87				22-0132-0		Gir	Th 18,0	+ABS
	5/86-12/87				22-0200-0		Ate	Th 15,5	+/-ABS
	5/86-12/87				22-0131-0		Gir	Th 13,0	+/-ABS
	8/87-12/87	F			23-0201		Bdx	Ø 286,5 Th 22,0-20,0	Vent., -ABS, 15Inch Wheels
	8/87-12/87				23-0200		Luc	Ø 262,0 Th 22,0-20,0	Vent., -ABS, 14Inch Wheels
	86-8/87				23-0074		Bdx/Luc	Ø 280,5 Th 9,5-8,4	14/15Inch Wheels
	9/87-12/87				23-0311			Ø 265,0 Th 9,9-8,0	+ABS, Multilink
	5/86-12/87				R			53-0473	53-0473K
2.8 Eng.B28E/ B280E (115-122-125kW)	8/81-7/88	F			22-0075-0		Bdx	Th 16,5	-ABS
	8/81-7/88				22-0308-0		Bdx	Th 17,0	-ABS
	8/81-7/88				22-0183-0		Gir	Th 17,0	-ABS
	8/81-7/88				22-0132-0		Gir	Th 18,0	+ABS
	8/81-7/88				22-0200-0		Ate	Th 15,5	+/-ABS
	8/81-7/88				22-0131-0		Gir	Th 13,0	+/-ABS
	87-88	F			23-0201		Bdx	Ø 286,5 Th 22,0-20,0	Vent., -ABS, 15Inch Wheels
	87-88				23-0200		Luc	Ø 262,0 Th 22,0-20,0	Vent., -ABS, 14Inch Wheels
	82-87				23-0074		Bdx/Luc	Ø 280,5 Th 9,5-8,4	14/15Inch Wheels
	87-88				23-0311			Ø 265,0 Th 9,9-8,0	Multilink
	8/81-7/88				R			53-0473	53-0473K
<b>760 (704, 764, 765) SW 8/81-7/92</b>									
2.3 16v Eng.B230F (83-85kW)	88-90	F			23-0201		Bdx	Ø 286,5 Th 22,0-20,0	Vent., -ABS, 15Inch Wheels
	88-90				23-0200		Luc	Ø 262,0 Th 22,0-20,0	Vent., -ABS, 14Inch Wheels
	90-92	F			23-0310			Ø 280,0 Th 26,0-23,0	Vent., +ABS
	86-92				23-0074		Bdx/Luc	Ø 280,5 Th 9,5-8,4	14/15Inch Wheels
	90-92				23-0311			Ø 265,0 Th 9,9-8,0	+ABS, Multilink
	5/86-7/92	R			53-0473	53-0473K	Luc	160,0x25	Hand Brake
2.3 16v Eng.B230FB (96-110kW)	88-90	F			23-0201		Bdx	Ø 286,5 Th 22,0-20,0	Vent., -ABS, 15Inch Wheels
	88-90				23-0200		Luc	Ø 262,0 Th 22,0-20,0	Vent., -ABS, 14Inch Wheels
	90-92	F			23-0310			Ø 280,0 Th 26,0-23,0	Vent., +ABS
	86-92				23-0074		Bdx/Luc	Ø 280,5 Th 9,5-8,4	14/15Inch Wheels
	90-92				23-0311			Ø 265,0 Th 9,9-8,0	+ABS, Multilink
	5/86-7/92	R			53-0473	53-0473K	Luc	160,0x25	Hand Brake
2.3 T. Eng.B230ET (134kW)	8/84-8/90	F			22-0075-0		Bdx	Th 16,5	-ABS
	8/84-8/90				22-0308-0		Bdx	Th 17,0	-ABS
	8/84-8/90				22-0183-0		Gir	Th 17,0	-ABS
	8/84-8/90				22-0132-0		Gir	Th 18,0	+ABS































		Spare Parts	F/R	L/R	METELLI ref.	METELLI ref. w/KIT		DIMENSIONS mm.	NOTE
2.3 T. Eng.B230ET (134kW)		8/84-8/90	R		22-0200-0		Ate	Th 15,5	+/-ABS
		8/84-8/90	R		22-0131-0		Gir	Th 13,0	+/-ABS
		88-90	F		23-0201		Bdx	Ø 286,5 Th 22,0-20,0	Vent., -ABS, 15Inch Wheels
		88-90	F		23-0200		Luc	Ø 262,0 Th 22,0-20,0	Vent., -ABS, 14Inch Wheels
		84-90	R		23-0074		Bdx/Luc	Ø 280,5 Th 9,5-8,4	14/15Inch Wheels
		8/84-8/90	R		53-0473	53-0473K	Luc	160,0x25	Hand Brake
2.4 D Eng.D24 (60kW)		1/82-7/92	F		22-0075-0		Bdx	Th 16,5	-ABS
		1/82-7/92	F		22-0308-0		Bdx	Th 17,0	-ABS
		1/82-7/92	F		22-0183-0		Gir	Th 17,0	-ABS
		1/82-7/92	F		22-0132-0		Gir	Th 18,0	+ABS
		1/82-7/92	R		22-0200-0		Ate	Th 15,5	+/-ABS
		1/82-7/92	R		22-0131-0		Gir	Th 13,0	+/-ABS
		88-90	F		23-0201		Bdx	Ø 286,5 Th 22,0-20,0	Vent., -ABS, 15Inch Wheels
		88-90	F		23-0200		Luc	Ø 262,0 Th 22,0-20,0	Vent., -ABS, 14Inch Wheels
		90-92	F		23-0310			Ø 280,0 Th 26,0-23,0	Vent., +ABS
		82-92	R		23-0074		Bdx/Luc	Ø 280,5 Th 9,5-8,4	14/15Inch Wheels
		90-92	R		23-0311			Ø 265,0 Th 9,9-8,0	+ABS, Multilink
1/82-7/92	R		53-0473	53-0473K	Luc	160,0x25	Hand Brake		
2.4 TD Eng.D24T (80-83kW)		88-90	F		23-0201		Bdx	Ø 286,5 Th 22,0-20,0	Vent., -ABS, 15Inch Wheels
		88-90	F		23-0200		Luc	Ø 262,0 Th 22,0-20,0	Vent., -ABS, 14Inch Wheels
		90-92	F		23-0310			Ø 280,0 Th 26,0-23,0	Vent., +ABS
		87-92	R		23-0074		Bdx/Luc	Ø 280,5 Th 9,5-8,4	14/15Inch Wheels
		90-92	R		23-0311			Ø 265,0 Th 9,9-8,0	+ABS, Multilink
		4/87-7/92	R		53-0473	53-0473K	Luc	160,0x25	Hand Brake
2.4 TDi Eng.D24TIC (85-90kW)		88-90	F		23-0201		Bdx	Ø 286,5 Th 22,0-20,0	Vent., -ABS, 15Inch Wheels
		88-90	F		23-0200		Luc	Ø 262,0 Th 22,0-20,0	Vent., -ABS, 14Inch Wheels
		90-92	F		23-0310			Ø 280,0 Th 26,0-23,0	Vent., +ABS
		87-92	R		23-0074		Bdx/Luc	Ø 280,5 Th 9,5-8,4	14/15Inch Wheels
		90-92	R		23-0311			Ø 265,0 Th 9,9-8,0	+ABS, Multilink
		8/87-7/92	R		53-0473	53-0473K	Luc	160,0x25	Hand Brake
2.8 Eng.B280E (125kW)		88-90	F		23-0201		Bdx	Ø 286,5 Th 22,0-20,0	Vent., -ABS, 15Inch Wheels
		88-90	F		23-0200		Luc	Ø 262,0 Th 22,0-20,0	Vent., -ABS, 14Inch Wheels
		90-91	F		23-0310			Ø 280,0 Th 26,0-23,0	Vent., +ABS
		86-91	R		23-0074		Bdx/Luc	Ø 280,5 Th 9,5-8,4	14/15Inch Wheels
		90-91	R		23-0311			Ø 265,0 Th 9,9-8,0	+ABS, Multilink
		5/86-8/91	R		53-0473	53-0473K	Luc	160,0x25	Hand Brake
2.8 Eng.B28A (95kW)		86-87	F		23-0201		Bdx	Ø 286,5 Th 22,0-20,0	Vent., -ABS, 15Inch Wheels
		86-87	F		23-0200		Luc	Ø 262,0 Th 22,0-20,0	Vent., -ABS, 14Inch Wheels
		86-87	R		23-0074		Bdx/Luc	Ø 280,5 Th 9,5-8,4	14/15Inch Wheels
		5/86-12/87	R		53-0473	53-0473K	Luc	160,0x25	Hand Brake
2.8 Eng.B28E/ B280E (115kW)		8/81-7/88	F		22-0075-0		Bdx	Th 16,5	-ABS
		8/81-7/88	F		22-0308-0		Bdx	Th 17,0	-ABS
		8/81-7/88	F		22-0183-0		Gir	Th 17,0	-ABS
		8/81-7/88	F		22-0132-0		Gir	Th 18,0	+ABS
		8/81-7/88	R		22-0200-0		Ate	Th 15,5	+/-ABS
		8/81-7/88	R		22-0131-0		Gir	Th 13,0	+/-ABS
		87-88	F		23-0201		Bdx	Ø 286,5 Th 22,0-20,0	Vent., -ABS, 15Inch Wheels
		87-88	F		23-0200		Luc	Ø 262,0 Th 22,0-20,0	Vent., -ABS, 14Inch Wheels
		81-88	R		23-0074		Bdx/Luc	Ø 280,5 Th 9,5-8,4	14/15Inch Wheels
		8/81-7/88	R		53-0473	53-0473K	Luc	160,0x25	Hand Brake
		<b>780 8/86-7/90</b>							
2.9 Eng.B280E (115kW)		8/86-7/87	F		22-0075-0		Bdx	Th 16,5	-ABS
		8/86-7/87	F		22-0308-0		Bdx	Th 17,0	-ABS
		8/86-7/87	F		22-0183-0		Gir	Th 17,0	-ABS
		8/86-7/87	F		22-0132-0		Gir	Th 18,0	+ABS
		8/86-7/87	R		22-0200-0		Ate	Th 15,5	+/-ABS
		8/86-7/87	R		22-0131-0		Gir	Th 13,0	+/-ABS
		86-87	F		23-0201			Ø 286,5 Th 22,0-20,0	Vent.
		86-87	R		23-0074			Ø 280,5 Th 9,5-8,4	
		8/86-7/87	R		53-0473	53-0473K	Luc	160,0x25	Hand Brake
		2.9 Eng.B280F (105-108kW)		8/87-7/90	F		22-0075-0		Bdx
8/87-7/90	F				22-0308-0		Bdx	Th 17,0	-ABS
8/87-7/90	F				22-0183-0		Gir	Th 17,0	-ABS
8/87-7/90	F				22-0132-0		Gir	Th 18,0	+ABS
8/87-7/90	R				22-0200-0		Ate	Th 15,5	+/-ABS
8/87-7/90	R				22-0131-0		Gir	Th 13,0	+/-ABS































		Spare Parts	F/R	L/R	METELLI ref.	METELLI ref. w/KIT		DIMENSIONS mm.	NOTE
2.9 Eng.B280F (105-108kW)	87-90		F		23-0201			Ø 286,5 Th 22,0-20,0	Vent.
	87-90		R		23-0074			Ø 280,5 Th 9,5-8,4	
	8/87-7/90		R		53-0477	53-0477K	Luc	160,0x25	Hand Brake
<b>850 (LS, LW), SW 6/91-12/96</b>									
2.0 Eng.B5202S (93kW)	8/94-12/96		F		22-0182-0		Ate	Th 19,5	
	8/94-12/96		R		22-0200-0		Ate	Th 15,5	+/-ABS
	94-96		F		23-0375			Ø 280,0 Th 26,0-23,0	Vent.
	94-96		R		23-0376C			Ø 295,0 Th 9,7-8,4	(Coated)
	8/94-12/96		R		53-0478	53-0478K	Luc	177,8x25	Hand Brake
2.0 20v Eng.B5204F (105kW)	6/91-12/96		F		22-0182-0		Ate	Th 19,5	
	6/91-12/96		R		22-0200-0		Ate	Th 15,5	+/-ABS
	6/91-12/96		R		22-0131-0		Gir	Th 13,0	+/-ABS
	91-93		F		23-0373			Ø 280,0 Th 26,0-23,0	Vent.
	93-96		F		23-0375			Ø 280,0 Th 26,0-23,0	Vent.
	91-93		R		23-0374			Ø 295,0 Th 9,5-8,4	
	93-96		R		23-0376C			Ø 295,0 Th 9,7-8,4	(Coated)
	6/91-12/96		R		53-0478	53-0478K	Luc	177,8x25	Hand Brake
	2.0 T. Eng.B5204T/ FT (155kW)	2/93-12/96		F		22-0182-0		Ate	Th 19,5
2/93-12/96			R		22-0200-0		Ate	Th 15,5	+/-ABS
2/93-12/96			R		22-0131-0		Gir	Th 13,0	+/-ABS
1/96-12/96			F		23-0375			Ø 280,0 Th 26,0-23,0	Vent.
1/96-12/96			R		23-0376C			Ø 295,0 Th 9,7-8,4	(Coated)
2.3 T5 Eng.B5234FT (166kW)		2/93-12/96		F		22-0182-0		Ate	Th 19,5
	2/93-12/96		R		22-0200-0		Ate	Th 15,5	+/-ABS
	2/93-12/96		R		22-0131-0		Gir	Th 13,0	+/-ABS
	1/96-12/96		F		23-0375			Ø 280,0 Th 26,0-23,0	Vent.
	1/96-12/96		R		23-0376C			Ø 295,0 Th 9,7-8,4	(Coated)
	2/93-12/96		R		53-0478	53-0478K	Luc	177,8x25	Hand Brake
2.3 T5-R Eng.B5234T4 (184kW)	8/95-12/96		F		22-0182-0		Ate	Th 19,5	
	8/95-12/96		R		22-0200-0		Ate	Th 15,5	+/-ABS
	8/95-12/96		R		22-0131-0		Gir	Th 13,0	+/-ABS
	95-96		F		23-0375			Ø 280,0 Th 26,0-23,0	Vent.
	95-96		R		23-0376C			Ø 295,0 Th 9,7-8,4	(Coated)
2.4 AWD SW Eng.B5254T (142kW)	4/96-12/96		F		22-0182-0		Ate	Th 19,5	
	4/96-12/96		R		22-0200-0		Ate	Th 15,5	+/-ABS
	96-12/96		F		23-0375			Ø 280,0 Th 26,0-23,0	Vent.
	96-12/96		R		23-0376C			Ø 295,0 Th 9,7-8,4	(Coated)
	4/96-12/96		R		53-0478	53-0478K	Luc	177,8x25	Hand Brake
2.5 Eng.B5252 (103kW)	6/91-7/94		F		22-0182-0		Ate	Th 19,5	
	6/91-7/94		R		22-0200-0		Ate	Th 15,5	+/-ABS
	6/91-7/94		R		22-0131-0		Gir	Th 13,0	+/-ABS
	91-94		F		23-0375			Ø 280,0 Th 26,0-23,0	Vent.
	93-94		R		23-0376C			Ø 295,0 Th 9,7-8,4	(Coated)
	6/91-7/94		R		53-0478	53-0478K	Luc	177,8x25	Hand Brake
2.5 Eng.B5252S (106kW)	8/94-12/96		F		22-0182-0		Ate	Th 19,5	
	8/94-12/96		R		22-0200-0		Ate	Th 15,5	+/-ABS
	8/94-12/96		R		22-0131-0		Gir	Th 13,0	+/-ABS
	94-96		F		23-0375			Ø 280,0 Th 26,0-23,0	Vent.
	94-96		R		23-0376C			Ø 295,0 Th 9,7-8,4	(Coated)
	8/94-12/96		R		53-0478	53-0478K	Luc	177,8x25	Hand Brake
2.5 Eng.B5254S (125kW)	9/92-12/96		F		22-0182-0		Ate	Th 19,5	
	9/92-12/96		R		22-0200-0		Ate	Th 15,5	+/-ABS
	9/92-12/96		R		22-0131-0		Gir	Th 13,0	+/-ABS
	92-96		F		23-0375			Ø 280,0 Th 26,0-23,0	Vent.
	92-96		R		23-0376C			Ø 295,0 Th 9,7-8,4	(Coated)
	9/92-12/96		R		53-0478	53-0478K	Luc	177,8x25	Hand Brake
2.5 TDi Eng.D5252T (103kW)	8/95-12/96		F		22-0182-0		Ate	Th 19,5	
	8/95-12/96		R		22-0200-0		Ate	Th 15,5	+/-ABS
	95-96		F		23-0375			Ø 280,0 Th 26,0-23,0	Vent.
	95-96		R		23-0376C			Ø 295,0 Th 9,7-8,4	(Coated)
<b>940 I (944, 945), SW 8/90-7/95</b>									
2.0 Eng.B200F (80-81-82kW)	1/92-7/94		F		22-0075-0		Bdx	Th 16,5	-ABS
	1/92-7/94		F		22-0183-0		Gir	Th 17,0	-ABS
	1/92-7/94		F		22-0132-0		Gir	Th 18,0	+ABS
	1/92-7/94		R		22-0200-0		Ate	Th 15,5	+/-ABS
	1/92-7/94		R		22-0131-0		Gir	Th 13,0	+/-ABS
	92-93		F		23-0310			Ø 280,0 Th 26,0-23,0	Vent.






























		Spare Parts	F/R	L/R	METELLI ref.	METELLI ref. w/KIT		DIMENSIONS mm.	NOTE
2.0 Eng.B200F (80-81-82kW)	92-93		R		23-0311			Ø 265,0 Th 9,9-8,0	Multilink
			R		23-0074			Ø 280,5 Th 9,5-8,4	
	1/92-7/94		R		53-0473	53-0473K	Luc	160,0x25	Hand Brake
2.0 T. Eng.B200FT (114kW)	1/91-7/95		F		22-0075-0		Bdx	Th 16,5	-ABS
	1/91-7/95		F		22-0183-0		Gir	Th 17,0	-ABS
	1/91-7/95		F		22-0132-0		Gir	Th 18,0	+ABS
	1/91-7/95		R		22-0200-0		Ate	Th 15,5	+/-ABS
	1/91-7/95		R		22-0131-0		Gir	Th 13,0	+/-ABS
	91-		F		23-0310			Ø 280,0 Th 26,0-23,0	Vent., +ABS
	91-		F		23-0201			Ø 286,5 Th 22,0-20,0	Vent., -ABS
	91-		R		23-0311			Ø 265,0 Th 9,9-8,0	+ABS, Multilink
	91-		R		23-0074			Ø 280,5 Th 9,5-8,4	
	1/91-7/95		R		53-0473	53-0473K	Luc	160,0x25	Hand Brake
	2.0 T. Eng.B204FT (140-147kW)	1/91-7/95		R		53-0473	53-0473K	Luc	160,0x25
2.3 Eng.B230FD (85kW)	8/92-7/94		F		22-0075-0		Bdx	Th 16,5	-ABS
	8/92-7/94		F		22-0183-0		Gir	Th 17,0	-ABS
	8/92-7/94		F		22-0132-0		Gir	Th 18,0	+ABS
	8/92-7/94		R		22-0200-0		Ate	Th 15,5	+/-ABS
	8/92-7/94		R		22-0131-0		Gir	Th 13,0	+/-ABS
	92-94		F		23-0310			Ø 280,0 Th 26,0-23,0	Vent., +ABS
	92-94		R		23-0311			Ø 265,0 Th 9,9-8,0	Multilink
	92-94		R		23-0074			Ø 280,5 Th 9,5-8,4	
	8/92-7/94		R		53-0473	53-0473K	Luc	160,0x25	Hand Brake
	2.3 Eng.B234F (111-114-118kW)	8/90-7/91		F		22-0075-0		Bdx	Th 16,5
8/90-7/91		F			22-0183-0		Gir	Th 17,0	-ABS
8/90-7/91		F			22-0132-0		Gir	Th 18,0	+ABS
8/90-7/91		R			22-0200-0		Ate	Th 15,5	+/-ABS
8/90-7/91		R			22-0131-0		Gir	Th 13,0	+/-ABS
90-91			F		23-0310			Ø 280,0 Th 26,0-23,0	Vent., +ABS
90-91			F		23-0201			Ø 286,5 Th 22,0-20,0	Vent., -ABS
90-91			R		23-0311			Ø 265,0 Th 9,9-8,0	Multilink
90-91			R		23-0074			Ø 280,5 Th 9,5-8,4	
8/90-7/91			R		53-0473	53-0473K	Luc	160,0x25	Hand Brake
2.3 16v Eng.B230FB/ G (96-100kW)	8/90-12/94		F		22-0075-0		Bdx	Th 16,5	-ABS
	8/90-12/94		F		22-0183-0		Gir	Th 17,0	-ABS
	8/90-12/94		F		22-0132-0		Gir	Th 18,0	+ABS
	8/90-12/94		R		22-0200-0		Ate	Th 15,5	+/-ABS
	8/90-12/94		R		22-0131-0		Gir	Th 13,0	+/-ABS
	90-91		F		23-0310			Ø 280,0 Th 26,0-23,0	Vent., +ABS
	90-91		F		23-0201			Ø 286,5 Th 22,0-20,0	Vent., -ABS
	90-94		R		23-0311			Ø 265,0 Th 9,9-8,0	Multilink
	90-94		R		23-0074			Ø 280,5 Th 9,5-8,4	
	8/90-12/94		R		53-0473	53-0473K	Luc	160,0x25	Hand Brake
2.3 T. Eng.B230FT (115-121-126kW)	8/90-7/94		F		22-0075-0		Bdx	Th 16,5	-ABS
	8/90-7/94		F		22-0183-0		Gir	Th 17,0	-ABS
	8/90-7/94		F		22-0132-0		Gir	Th 18,0	+ABS
	8/90-7/94		R		22-0200-0		Ate	Th 15,5	+/-ABS
	8/90-7/94		R		22-0131-0		Gir	Th 13,0	+/-ABS
	90-91		F		23-0310			Ø 280,0 Th 26,0-23,0	Vent., +ABS
	90-91		F		23-0201			Ø 286,5 Th 22,0-20,0	Vent., -ABS
	90-93		R		23-0311			Ø 265,0 Th 9,9-8,0	Multilink
	90-93		R		23-0074			Ø 280,5 Th 9,5-8,4	
	8/90-7/94		R		53-0473	53-0473K	Luc	160,0x25	Hand Brake
2.3 T. Eng.B230FT+ (140kW)	8/91-7/93		R		53-0473	53-0473K	Luc	160,0x25	Hand Brake
2.4 D Eng.D24 (60kW)	8/90-7/95		F		22-0075-0		Bdx	Th 16,5	-ABS
	8/90-7/95		F		22-0183-0		Gir	Th 17,0	-ABS
	8/90-7/95		F		22-0132-0		Gir	Th 18,0	+ABS
	8/90-7/95		R		22-0200-0		Ate	Th 15,5	+/-ABS
	8/90-7/95		R		22-0131-0		Gir	Th 13,0	+/-ABS
	90-91		F		23-0201			Ø 286,5 Th 22,0-20,0	Vent., -ABS
	90-95		F		23-0310			Ø 280,0 Th 26,0-23,0	Vent., +ABS
	90-95		R		23-0311			Ø 265,0 Th 9,9-8,0	Multilink
	90-95		R		23-0074			Ø 280,5 Th 9,5-8,4	
	8/90-7/95		R		53-0473	53-0473K	Luc	160,0x25	Hand Brake
2.4 TD Eng.D24T (80-83kW)	8/90-12/94		F		22-0075-0		Bdx	Th 16,5	-ABS
	8/90-12/94		F		22-0183-0		Gir	Th 17,0	-ABS
	8/90-12/94		F		22-0132-0		Gir	Th 18,0	+ABS


























































		Spare Parts	F/R	L/R	METELLI ref.	METELLI ref. w/KIT		DIMENSIONS mm.	NOTE
2.4 TD Eng.D24T (80-83kW)		8/90-12/94	R		22-0200-0		Ate	Th 15,5	+/-ABS
			R		22-0131-0		Gir	Th 13,0	+/-ABS
			F		23-0201			Ø 286,5 Th 22,0-20,0	Vent., -ABS
			F		23-0310			Ø 280,0 Th 26,0-23,0	Vent., +ABS
			R		23-0311			Ø 265,0 Th 9,9-8,0	Multilink
			R		23-0074			Ø 280,5 Th 9,5-8,4	
2.4 TDi Eng.D24TIC (85-90kW)		8/90-12/94	F		22-0075-0		Bdx	Th 16,5	-ABS
			F		22-0183-0		Gir	Th 17,0	-ABS
			F		22-0132-0		Gir	Th 18,0	+ABS
			R		22-0200-0		Ate	Th 15,5	+/-ABS
			R		22-0131-0		Gir	Th 13,0	+/-ABS
			F		23-0201			Ø 286,5 Th 22,0-20,0	Vent., -ABS
			F		23-0310			Ø 280,0 Th 26,0-23,0	Vent., +ABS
			R		23-0311			Ø 265,0 Th 9,9-8,0	Multilink
			R		23-0074			Ø 280,5 Th 9,5-8,4	
			R		53-0473	53-0473K	Luc	160,0x25	Hand Brake
			2.8 Bertone Eng.B280F (105-108kW)	1/90-7/95		R		53-0473	53-0473K
<b>940 II (944, 945), SW 8/94-10/98</b>									
2.0 T. Eng.B200FT (114kW)		4/96-10/98	F		22-0075-0		Bdx	Th 16,5	-ABS
			F		22-0183-0		Gir	Th 17,0	-ABS
			F		22-0132-0		Gir	Th 18,0	+ABS
			R		22-0200-0		Ate	Th 15,5	+/-ABS
			R		22-0131-0		Gir	Th 13,0	+/-ABS
			F		23-0310			Ø 280,0 Th 26,0-23,0	Vent.
			R		23-0074			Ø 280,5 Th 9,5-8,4	
			R		53-0473	53-0473K	Luc	160,0x25	Hand Brake
2.3 Eng.B230FD (85kW)		8/94-7/95	F		22-0075-0		Bdx	Th 16,5	-ABS
			F		22-0183-0		Gir	Th 17,0	-ABS
			F		22-0132-0		Gir	Th 18,0	+ABS
			R		22-0200-0		Ate	Th 15,5	+/-ABS
			R		22-0131-0		Gir	Th 13,0	+/-ABS
			F		23-0310			Ø 280,0 Th 26,0-23,0	Vent.
			R		23-0074			Ø 280,5 Th 9,5-8,4	
R		53-0473	53-0473K	Luc	160,0x25	Hand Brake			
2.3 16v Eng.B230FB (96-100kW)		8/94-10/98	F		22-0075-0		Bdx	Th 16,5	-ABS
			F		22-0183-0		Gir	Th 17,0	-ABS
			F		22-0132-0		Gir	Th 18,0	+ABS
			R		22-0200-0		Ate	Th 15,5	+/-ABS
			R		22-0131-0		Gir	Th 13,0	+/-ABS
			F		23-0310			Ø 280,0 Th 26,0-23,0	Vent.
			R		23-0074			Ø 280,5 Th 9,5-8,4	
			R		53-0473	53-0473K	Luc	160,0x25	Hand Brake
2.3 T. Eng.B230FT (115-121-126-140kW)		8/94-10/98	F		22-0075-0		Bdx	Th 16,5	-ABS
			F		22-0183-0		Gir	Th 17,0	-ABS
			F		22-0132-0		Gir	Th 18,0	+ABS
			R		22-0200-0		Ate	Th 15,5	+/-ABS
			R		22-0131-0		Gir	Th 13,0	+/-ABS
			F		23-0310			Ø 280,0 Th 26,0-23,0	Vent.
			R		23-0074			Ø 280,5 Th 9,5-8,4	
			R		53-0473	53-0473K	Luc	160,0x25	Hand Brake
2.3 ti Eng.B230FK (99kW)		1/95-10/98	F		22-0075-0		Bdx	Th 16,5	-ABS
			F		22-0183-0		Gir	Th 17,0	-ABS
			F		22-0132-0		Gir	Th 18,0	+ABS
			R		22-0200-0		Ate	Th 15,5	+/-ABS
			R		22-0131-0		Gir	Th 13,0	+/-ABS
			F		23-0310			Ø 280,0 Th 26,0-23,0	Vent.
			R		23-0074			Ø 280,5 Th 9,5-8,4	
R		53-0473	53-0473K	Luc	160,0x25	Hand Brake			
2.4 TDi Eng.D24TIC (85-90kW)		8/94-10/98	F		22-0075-0		Bdx	Th 16,5	-ABS
			F		22-0183-0		Gir	Th 17,0	-ABS
			F		22-0132-0		Gir	Th 18,0	+ABS
			R		22-0200-0		Ate	Th 15,5	+/-ABS
			R		22-0131-0		Gir	Th 13,0	+/-ABS
			F		23-0310			Ø 280,0 Th 26,0-23,0	Vent.
R		23-0074			Ø 280,5 Th 9,5-8,4				

































		Spare Parts	F/R	L/R	METELLI ref.	METELLI ref. w/KIT		DIMENSIONS mm.	NOTE	
2.4 TDi Eng.D24TIC (85-90kW)	8/94-10/98		R		53-0473	53-0473K	Luc	160,0x25	Hand Brake	
<b>960 I (964, 965), SW 8/90-7/94</b>										
2.0 Eng.B200F (82kW)	9/90-9/93		R		53-0477	53-0477K	Luc	160,0x25	Hand Brake	
2.0 Eng.B204E (103kW)	9/90-8/93		F		22-0075-0		Bdx	Th 16,5	-ABS	
	9/90-8/93		F		22-0183-0		Gir	Th 17,0	-ABS	
	9/90-8/93		F		22-0132-0		Gir	Th 18,0	+ABS	
	9/90-8/93		R		22-0200-0		Ate	Th 15,5	+/-ABS	
	9/90-8/93		R		22-0131-0		Gir	Th 13,0	+/-ABS	
	9/90-8/93			R		53-0477	53-0477K	Luc	160,0x25	Hand Brake
2.0 T. Eng.B204FT (140-147kW)	8/90-9/93		F		22-0075-0		Bdx	Th 16,5	-ABS	
	8/90-9/93		F		22-0183-0		Gir	Th 17,0	-ABS	
	8/90-9/93		F		22-0132-0		Gir	Th 18,0	+ABS	
	8/90-9/93		R		22-0200-0		Ate	Th 15,5	+/-ABS	
	8/90-9/93		R		22-0131-0		Gir	Th 13,0	+/-ABS	
	8/90-9/93			R		53-0477	53-0477K	Luc	160,0x25	Hand Brake
2.4 TDi Eng.D24TIC (85-90kW)	9/91-7/94		F		22-0075-0		Bdx	Th 16,5	-ABS	
	9/91-7/94		F		22-0183-0		Gir	Th 17,0	-ABS	
	9/91-7/94		F		22-0132-0		Gir	Th 18,0	+ABS	
	9/91-7/94		R		22-0200-0		Ate	Th 15,5	+/-ABS	
	9/91-7/94		R		22-0131-0		Gir	Th 13,0	+/-ABS	
	91-94		F		23-0310			Ø 280,0 Th 26,0-23,0	Vent.	
	91-94			R		23-0311			Ø 265,0 Th 9,9-8,0	Multilink
	91-94		R		23-0074			Ø 280,5 Th 9,5-8,4		
	9/91-7/94			R		53-0477	53-0477K	Luc	160,0x25	Hand Brake
	2.8 Bertone Eng.B280F (105-108kW)		1/90-7/94		R		53-0477	53-0477K	Luc	160,0x25
2.9 Eng.B6304F/ S (150kW)	8/90-7/94		F		22-0075-0		Bdx	Th 16,5	-ABS	
	8/90-7/94		F		22-0183-0		Gir	Th 17,0	-ABS	
	8/90-7/94		F		22-0132-0		Gir	Th 18,0	+ABS	
	8/90-7/94		R		22-0200-0		Ate	Th 15,5	+/-ABS	
	8/90-7/94		R		22-0131-0		Gir	Th 13,0	+/-ABS	
	90-7/94		F		23-0310			Ø 280,0 Th 26,0-23,0	Vent.	
	90-7/94			R		23-0311			Ø 265,0 Th 9,9-8,0	Multilink
	90-7/94		R		23-0074			Ø 280,5 Th 9,5-8,4		
	8/90-7/94			R		53-0477	53-0477K	Luc	160,0x25	Hand Brake
<b>960 II (964, 965), SW 7/94-12/96</b>										
2.5 Eng.B6254S (125kW)	7/94-12/96		F		22-0075-0		Bdx	Th 16,5	-ABS	
	7/94-12/96		F		22-0183-0		Gir	Th 17,0	-ABS	
	7/94-12/96		F		22-0132-0		Gir	Th 18,0	+ABS	
	7/94-12/96		R		22-0200-0		Ate	Th 15,5	+/-ABS	
	7/94-12/96		R		22-0131-0		Gir	Th 13,0	+/-ABS	
	94-96		F		23-0375			Ø 280,0 Th 26,0-23,0	Vent.	
	94-96			R		23-0074			Ø 280,5 Th 9,5-8,4	
	7/94-12/96			R		53-0477	53-0477K	Luc	160,0x25	Hand Brake
2.9 Eng.B6304S (150kW)	7/94-12/96		F		22-0075-0		Bdx	Th 16,5	-ABS	
	7/94-12/96		F		22-0183-0		Gir	Th 17,0	-ABS	
	7/94-12/96		F		22-0132-0		Gir	Th 18,0	+ABS	
	7/94-12/96		R		22-0200-0		Ate	Th 15,5	+/-ABS	
	7/94-12/96		R		22-0131-0		Gir	Th 13,0	+/-ABS	
	94-96		F		23-0375			Ø 280,0 Th 26,0-23,0	Vent.	
	94-96			R		23-0074			Ø 280,5 Th 9,5-8,4	
	7/94-12/96			R		53-0477	53-0477K	Luc	160,0x25	Hand Brake
<b>C30 12/06-</b>										
1.6 Eng.B4164S3 (74kW)	12/06-		F		22-0534-0		Ate	Th 18,0		
	12/06-		R		22-0337-1		Ate	Th 16,5		
	06-		F		23-0685			Ø 278,0 Th 25,0-23,0	Vent., 15Inch Wheels	
	06-			R		23-0687			Ø 300,0 Th 25,0-23,0	Vent., 16Inch Wheels
	06-		R		23-0686			Ø 280,0 Th 11,0-9,0		
1.6 D Eng.D4164T (80kW)	12/06-		F		22-0534-0		Ate	Th 18,0		
	12/06-		R		22-0337-1		Ate	Th 16,5		
	06-		F		23-0685			Ø 278,0 Th 25,0-23,0	Vent., 15Inch Wheels	
	06-			F		23-0687			Ø 300,0 Th 25,0-23,0	Vent., 16Inch Wheels
	06-		R		23-0686			Ø 280,0 Th 11,0-9,0		
1.8 Eng.B4184S11/ S8 (92kW)	12/06-		F		22-0534-0		Ate	Th 18,0		
	12/06-		R		22-0337-1		Ate	Th 16,5		
	06-			F		23-0685			Ø 278,0 Th 25,0-23,0	Vent., 15Inch Wheels
	06-		F		23-0687			Ø 300,0 Th 25,0-23,0	Vent., 16Inch Wheels	



		Spare Parts	F/R	L/R	METELLI ref.	METELLI ref. w/KIT		DIMENSIONS mm.	NOTE
1.8 Eng.B4184S11/ S8 (92kW)	06-		R		23-0686			Ø 280,0 Th 11,0-9,0	
2.0 Eng.B4204S3 (107kW)	12/06-		F		22-0534-0		Ate	Th 18,0	
	12/06-		R		22-0337-1		Ate	Th 16,5	
	06-		F		23-0685			Ø 278,0 Th 25,0-23,0	Vent., 15Inch Wheels
	06-		F		23-0687			Ø 300,0 Th 25,0-23,0	Vent., 16Inch Wheels
	06-		R		23-0686			Ø 280,0 Th 11,0-9,0	
2.0 D 20v Eng.D4204T (100kW)	12/06-		F		22-0534-0		Ate	Th 18,0	
	12/06-		R		22-0337-1		Ate	Th 16,5	
	06-		F		23-0685			Ø 278,0 Th 25,0-23,0	Vent., 15Inch Wheels
	06-		F		23-0687			Ø 300,0 Th 25,0-23,0	Vent., 16Inch Wheels
	06-		R		23-0686			Ø 280,0 Th 11,0-9,0	
2.4 Eng.B5244S (125kW)	10/06-		F		22-0534-0		Ate	Th 18,0	
	10/06-		R		22-0337-1		Ate	Th 16,5	
	06-		F		23-0685			Ø 278,0 Th 25,0-23,0	Vent., 15Inch Wheels
	06-		F		23-0687			Ø 300,0 Th 25,0-23,0	Vent., 16Inch Wheels
	06-		R		23-0686			Ø 280,0 Th 11,0-9,0	
2.4 D5 Eng.D5244T8 (132kW)	12/06-		F		22-0534-0		Ate	Th 18,0	
	12/06-		R		22-0337-1		Ate	Th 16,5	
	06-		F		23-0685			Ø 278,0 Th 25,0-23,0	Vent., 15Inch Wheels
	06-		F		23-0687			Ø 300,0 Th 25,0-23,0	Vent., 16Inch Wheels
	06-		R		23-0686			Ø 280,0 Th 11,0-9,0	
2.4 D5 Eng.D5244T9 (120kW)	12/06-		F		22-0534-0		Ate	Th 18,0	
	12/06-		R		22-0337-1		Ate	Th 16,5	
	06-		F		23-0685			Ø 278,0 Th 25,0-23,0	Vent., 15Inch Wheels
	06-		F		23-0687			Ø 300,0 Th 25,0-23,0	Vent., 16Inch Wheels
	06-		R		23-0686			Ø 280,0 Th 11,0-9,0	
2.5 T5 Eng.B5254T (169kW)	6/08-		F		22-0534-0		Ate	Th 18,0	
	6/08-		R		22-0337-1		Ate	Th 16,5	
	08-		F		23-0685			Ø 278,0 Th 25,0-23,0	Vent., 15Inch Wheels
	08-		F		23-0687			Ø 300,0 Th 25,0-23,0	Vent., 16Inch Wheels
	08-		R		23-0686			Ø 280,0 Th 11,0-9,0	
2.5 T5 Eng.B5254T3 (162kW)	12/06-		F		22-0534-0		Ate	Th 18,0	
	12/06-		R		22-0337-1		Ate	Th 16,5	
	06-		F		23-0685			Ø 278,0 Th 25,0-23,0	Vent., 15Inch Wheels
	06-		F		23-0687			Ø 300,0 Th 25,0-23,0	Vent., 16Inch Wheels
	06-		R		23-0686			Ø 280,0 Th 11,0-9,0	
<b>C70 I Coupe, Cabrio 3/97-2/06</b>									
2.0 T. Eng.B5204T3 (166kW)	3/97-9/02		F		22-0314-1		Ate	Th 19,0	17Inch Wheels
	3/97-9/02		F		22-0182-0		Ate	Th 19,5	
	3/97-9/02		R		22-0200-0		Ate	Th 15,5	
	97-02		F		23-0770C			Ø 302,0 Th 26,0-23,0	Vent., (Coated), 16Inch Wheels
	97-02		F		23-0375			Ø 280,0 Th 26,0-23,0	Vent., 15Inch Wheels
	97-02		R		23-0376C			Ø 295,0 Th 9,7-8,4	(Coated)
	3/97-9/02			R		53-0478	53-0478K	Luc	177,8x25
2.0 T. Eng.B5204T4 (120kW)	3/00-9/02		F		22-0314-1		Ate	Th 19,0	17Inch Wheels
	3/00-9/02		F		22-0182-0		Ate	Th 19,5	
	3/00-9/02		R		22-0200-0		Ate	Th 15,5	
	00-02		F		23-0770C			Ø 302,0 Th 26,0-23,0	Vent., (Coated), 16Inch Wheels
	00-02		F		23-0375			Ø 280,0 Th 26,0-23,0	Vent., 15Inch Wheels
	00-02		R		23-0376C			Ø 295,0 Th 9,7-8,4	(Coated)
	3/00-9/02			R		53-0478	53-0478K	Luc	177,8x25
2.0 T. Cabrio Eng.B5204T2 (132kW)	3/97-9/02		F		22-0314-1		Ate	Th 19,0	17Inch Wheels
	3/97-9/02		F		22-0182-0		Ate	Th 19,5	
	3/97-9/02		R		22-0200-0		Ate	Th 15,5	
	97-02		F		23-0770C			Ø 302,0 Th 26,0-23,0	Vent., (Coated), 16Inch Wheels
	97-02		F		23-0375			Ø 280,0 Th 26,0-23,0	Vent., 15Inch Wheels
	97-02		R		23-0376C			Ø 295,0 Th 9,7-8,4	(Coated)
	3/97-9/02			R		53-0478	53-0478K	Luc	177,8x25
2.3 T5 Eng.B5234T3 (176kW)	3/97-9/02		F		22-0314-1		Ate	Th 19,0	17Inch Wheels
	3/97-9/02		F		22-0182-0		Ate	Th 19,5	
	3/97-9/02		R		22-0200-0		Ate	Th 15,5	
	97-02		F		23-0770C			Ø 302,0 Th 26,0-23,0	Vent., (Coated), 16Inch Wheels
	97-02		F		23-0375			Ø 280,0 Th 26,0-23,0	Vent., 15Inch Wheels
	97-02		R		23-0376C			Ø 295,0 Th 9,7-8,4	(Coated)
	3/97-9/02			R		53-0478	53-0478K	Luc	177,8x25


























			Spare Parts	F/R	L/R	METELLI ref.	METELLI ref. w/KIT		DIMENSIONS mm.	NOTE
2.3 T5 Cabrio Eng.B5234T9 (180kW)	7/02-		F			22-0314-1		Ate	Th 19,0	17Inch Wheels
			F			22-0182-0		Ate	Th 19,5	
			R			22-0200-0		Ate	Th 15,5	
	02-		F			23-0770C			Ø 302,0 Th 26,0-23,0	Vent., (Coated), 16Inch Wheels
			F			23-0375			Ø 280,0 Th 26,0-23,0	Vent., 15Inch Wheels
			R			23-0376C			Ø 295,0 Th 9,7-8,4	(Coated)
	7/02-2/06		R			53-0478	53-0478K	Luc	177,8x25	Hand Brake
2.4 T Cabrio Eng.B5244T7 (147kW)	7/02-		F			22-0314-1		Ate	Th 19,0	17Inch Wheels
			F			22-0182-0		Ate	Th 19,5	
			R			22-0200-0		Ate	Th 15,5	
	02-		F			23-0770C			Ø 302,0 Th 26,0-23,0	Vent., (Coated), 16Inch Wheels
			F			23-0375			Ø 280,0 Th 26,0-23,0	Vent., 15Inch Wheels
			R			23-0376C			Ø 295,0 Th 9,7-8,4	(Coated)
	7/02-2/06		R			53-0478	53-0478K	Luc	177,8x25	Hand Brake
2.4 T. Eng.B5254T (142kW)	3/97-9/02		F			22-0314-1		Ate	Th 19,0	17Inch Wheels
			F			22-0182-0		Ate	Th 19,5	
			R			22-0200-0		Ate	Th 15,5	
	97-02		F			23-0770C			Ø 302,0 Th 26,0-23,0	Vent., (Coated), 16Inch Wheels
			F			23-0375			Ø 280,0 Th 26,0-23,0	Vent., 15Inch Wheels
			R			23-0376C			Ø 295,0 Th 9,7-8,4	(Coated)
	3/97-9/02		R			53-0478	53-0478K	Luc	177,8x25	Hand Brake
2.5 Coupé Eng.B5254S (121kW)	3/99-9/02		F			22-0314-1		Ate	Th 19,0	17Inch Wheels
			F			22-0182-0		Ate	Th 19,5	
			R			22-0200-0		Ate	Th 15,5	
	99-02		F			23-0770C			Ø 302,0 Th 26,0-23,0	Vent., (Coated), 16Inch Wheels
			F			23-0375			Ø 280,0 Th 26,0-23,0	Vent., 15Inch Wheels
			R			23-0376C			Ø 295,0 Th 9,7-8,4	(Coated)
	11/99-9/02		R			53-0478	53-0478K	Luc	177,8x25	Hand Brake
<b>C70 II Coupe, Cabrio 3/06-</b>										
2.0 D5 20v Eng.D4204T (100kW)	6/08-		F			22-0534-0		Ate	Th 18,0	
			R			22-0337-1		Ate	Th 16,5	
	08-		F			23-0685			Ø 278,0 Th 25,0-23,0	Vent., 15Inch Wheels
			F			23-0687			Ø 300,0 Th 25,0-23,0	Vent., 16Inch Wheels
			F			23-0892			Ø 320,0 Th 25,0-23,0	Vent., 17Inch Wheels
			R			23-0686			Ø 280,0 Th 11,0-9,0	
	2.4 Eng.B5244S4 (125kW)	3/06-		F			22-0549-3		Ate	Th 18,5
R						22-0337-1		Ate	Th 16,5	
06-			F			23-0685			Ø 278,0 Th 25,0-23,0	Vent., 15Inch Wheels
			F			23-0687			Ø 300,0 Th 25,0-23,0	Vent., 16Inch Wheels
			F			23-0892			Ø 320,0 Th 25,0-23,0	Vent., 17Inch Wheels
06-		R			23-0686			Ø 280,0 Th 11,0-9,0		
2.4 Cabrio Eng.B5244S59 (103kW)	3/06-		F			22-0534-0		Ate	Th 18,0	
			R			22-0337-1		Ate	Th 16,5	
	06-		F			23-0685			Ø 278,0 Th 25,0-23,0	Vent., 15Inch Wheels
			F			23-0687			Ø 300,0 Th 25,0-23,0	Vent., 16Inch Wheels
			F			23-0892			Ø 320,0 Th 25,0-23,0	Vent., 17Inch Wheels
			R			23-0686			Ø 280,0 Th 11,0-9,0	
2.4 D5 Cabrio Eng.D5244T8 (132kW)	3/06-		F			22-0549-3		Ate	Th 18,5	
			R			22-0337-1		Ate	Th 16,5	
	06-		F			23-0685			Ø 278,0 Th 25,0-23,0	Vent., 15Inch Wheels
			F			23-0687			Ø 300,0 Th 25,0-23,0	Vent., 16Inch Wheels
			F			23-0892			Ø 320,0 Th 25,0-23,0	Vent., 17Inch Wheels
			R			23-0686			Ø 280,0 Th 11,0-9,0	
2.5 T5 Cabrio Eng.B5254T (169kW)	3/07-		F			22-0549-3		Ate	Th 18,5	
			R			22-0337-1		Ate	Th 16,5	
	07-		F			23-0685			Ø 278,0 Th 25,0-23,0	Vent., 15Inch Wheels
			F			23-0687			Ø 300,0 Th 25,0-23,0	Vent., 16Inch Wheels
			F			23-0892			Ø 320,0 Th 25,0-23,0	Vent., 17Inch Wheels
07-		R			23-0686			Ø 280,0 Th 11,0-9,0		
2.5 T5 Cabrio Eng.B5254T3 (162kW)	3/06-		F			22-0549-3		Ate	Th 18,5	
			R			22-0337-1		Ate	Th 16,5	
	06-		F			23-0685			Ø 278,0 Th 25,0-23,0	Vent., 15Inch Wheels

























		Spare Parts	F/R	L/R	METELLI ref.	METELLI ref. w/KIT		DIMENSIONS mm.	NOTE
2.5 T5 Cabrio Eng.B5254T3 (162kW)	06-		F		23-0687			Ø 300,0 Th 25,0-23,0	Vent., 16Inch Wheels
	06-		F		23-0892			Ø 320,0 Th 25,0-23,0	Vent., 17Inch Wheels
	06-		R		23-0686			Ø 280,0 Th 11,0-9,0	
<b>P 121 5/59-5/71</b>									
1.6 Eng.B16A (44-61kW)	5/59-9/66		R		53-0472			228,6x51	Hand Brake
	9/61-66		R		18-0050			Ø 228,6	
1.8 Eng.B18 (55-59-63-76kW)	-12/68		R		53-0471		Luc	228,6x51	Hand Brake
	2/67-5/71		R		53-0472			228,6x51	Hand Brake
	67-68		R		18-0050			Ø 228,6	
1.8 Eng.B18A (50-55kW)	5/59-9/66		R		53-0471		Luc	228,6x51	Hand Brake
	9/61-66		R		53-0472			228,6x51	Hand Brake
	11/68-5/71		R		53-0472			228,6x51	Hand Brake
2.0 Eng.B20A (60kW)	11/68-5/71		R		53-0472			228,6x51	Hand Brake
	-12/70		R		53-0471		Luc	228,6x51	Hand Brake
<b>P 122 S Amazon 5/59-5/71</b>									
1.6 Eng.B16/ A/ B/ F (61kW)	5/59-9/66		R		53-0472			228,6x51	Hand Brake
	64-66		R		18-0050			Ø 228,6	
1.8 Eng.B18 (63kW)	-12/68		R		53-0471		Luc	228,6x51	Hand Brake
1.8 Eng.B18 (76kW)	66-8/68		R		18-0050			Ø 228,6	
1.8, SW Eng.B18 (55-59kW)	5/59-7/67		R		53-0472			228,6x51	Hand Brake
	65-		R		53-0471		Luc	228,6x51	Hand Brake
	64-65		R		18-0050			Ø 228,6	
<b>P 123 11/68-5/71</b>									
GT	68-71		R		18-0050			Ø 228,6	
<b>P 131 11/64-5/71</b>									
All models	1/64-5/71		R		53-0471		Luc	228,6x51	Hand Brake
	6/64-7/70		R		18-0050			Ø 228,6	
<b>P 132 S 11/64-5/71</b>									
All models	11/64-5/71		R		53-0471		Luc	228,6x51	Hand Brake
	64-68		R		18-0050			Ø 228,6	
<b>P 133 11/64-5/71</b>									
All models	11/64-5/71		R		53-0471		Luc	228,6x51	Hand Brake
	64-7/70		R		18-0050			Ø 228,6	
<b>P 1800 (182) 4/62-11/73</b>									
1.8 (66kW)	4/62-5/70		R		53-0471		Luc	228,6x51	Hand Brake
	68-		R		18-0050			Ø 228,6	Ch -30000
1.8 (76kW)	4/62-5/70		R		53-0471		Luc	228,6x51	Hand Brake
	68-		R		18-0050			Ø 228,6	Ch -30000
1.8 S (71kW)	4/62-5/70		R		53-0471		Luc	228,6x51	Hand Brake
	68-		R		18-0050			Ø 228,6	Ch -30000
<b>P 1800 (183) 4/62-11/73</b>									
1.8 (66kW)	4/62-5/70		R		53-0471		Luc	228,6x51	Hand Brake
	62-68		R		18-0050			Ø 228,6	
1.8 (76kW)	4/62-5/70		R		53-0471		Luc	228,6x51	Hand Brake
	62-68		R		18-0050			Ø 228,6	
1.8 S (71kW)	4/62-5/70		R		53-0471		Luc	228,6x51	Hand Brake
	62-68		R		18-0050			Ø 228,6	
<b>P 2200 SW 9/64-8/70</b>									
1.8 (50kW)	6/64-7/70		R		18-0050			Ø 228,6	
1.8 (59kW)	6/64-7/70		R		18-0050			Ø 228,6	
1.8 (63kW)	6/64-7/70		R		18-0050			Ø 228,6	
<b>P 544 8/61-7/67</b>									
1.6 Eng.B16/ A/ B/ F (44kW)	8/61-7/66		R		53-0472			228,6x51	Hand Brake
1.6 Eng.B16B (61kW)	8/61-7/67		R		53-0472			228,6x51	Hand Brake
1.8 Eng.B18A (50-55kW)	8/61-7/67		F		53-0474			228,6x51	
	8/61-7/67		R		53-0472			228,6x51	Hand Brake
1.8 Eng.B18D (59-66kW)	8/61-7/67		F		53-0474			228,6x51	
	8/61-7/67		R		53-0472			228,6x51	Hand Brake
<b>S40 I / V40 (VW, VS) 7/95-1/04</b>									
1.6 Eng.B4164S (77kW)	9/95-8/99		F		22-0216-0		Gir	Th 15,5	
	9/95-8/99		R		22-0347-0		Gir	Th 17,0	
	95-97		F		23-0461			Ø 256,0 Th 24,0-21,5	Vent.
	97-99		F		23-0467			Ø 281,0 Th 24,0-21,5	Vent.
	95-99		R		23-0434			Ø 260,0 Th 10,0-8,4	
1.6 Eng.B4164S2 (80kW)	3/99-12/03		F		22-0286-0		Gir	Th 17,0	
	3/99-12/03		R		22-0347-0		Gir	Th 17,0	
	99-03		F		23-0467			Ø 281,0 Th 24,0-21,5	Vent.




























		Spare Parts	F/R	L/R	METELLI ref.	METELLI ref. w/KIT		DIMENSIONS mm.	NOTE
1.6 Eng.B4164S2 (80kW)	99-03		R		23-0434			Ø 260,0 Th 10,0-8,4	
1.8 Eng.B4184S/ S3 (85kW)	-98		F		22-0216-0		Gir	Th 15,5	
	98-		F		22-0286-0		Gir	Th 17,0	
	7/95-8/99		R		22-0347-0		Gir	Th 17,0	
	96-97		F		23-0461			Ø 256,0 Th 24,0-21,5	Vent.
	97-99		F		23-0467			Ø 281,0 Th 24,0-21,5	Vent.
	95-99		R		23-0434			Ø 260,0 Th 10,0-8,4	
1.8 i Eng.B4184SM (92kW)	3/98-1/04		F		22-0286-0		Gir	Th 17,0	
	3/98-1/04		R		22-0347-0		Gir	Th 17,0	
	98-04		F		23-0467			Ø 281,0 Th 24,0-21,5	Vent.
	98-04		R		23-0434			Ø 260,0 Th 10,0-8,4	
1.8, i Eng.B4184S2/ S9/ SJ (85-88-90kW)	99-04		F		22-0286-0		Gir	Th 17,0	
	99-04		R		22-0347-0		Gir	Th 17,0	
	99-04		F		23-0467			Ø 281,0 Th 24,0-21,5	Vent.
	99-04		R		23-0434			Ø 260,0 Th 10,0-8,4	
1.9 Di Eng.D4192T2 (70kW)	3/99-7/00		F		22-0286-0		Gir	Th 17,0	
	3/99-7/00		R		22-0347-0		Gir	Th 17,0	
	3/99-00		F		23-0467			Ø 281,0 Th 24,0-21,5	Vent.
	3/99-00		R		23-0434			Ø 260,0 Th 10,0-8,4	
1.9 Di Eng.D4192T3 (85kW)	7/00-12/03		F		22-0286-0		Gir	Th 17,0	
	7/00-12/03		R		22-0347-0		Gir	Th 17,0	
	00-03		F		23-0467			Ø 281,0 Th 24,0-21,5	Vent.
	00-03		R		23-0434			Ø 260,0 Th 10,0-8,4	
1.9 Di Eng.D4192T4 (75kW)	7/00-12/03		F		22-0286-0		Gir	Th 17,0	
	7/00-12/03		R		22-0347-0		Gir	Th 17,0	
	00-03		F		23-0467			Ø 281,0 Th 24,0-21,5	Vent.
	00-03		R		23-0434			Ø 260,0 Th 10,0-8,4	
1.9 T4 Eng.B4194T/ T2 (147kW)	5/97-7/00		F		22-0286-0		Gir	Th 17,0	
	5/97-7/00		R		22-0347-0		Gir	Th 17,0	
	5/97-00		F		23-0467			Ø 281,0 Th 24,0-21,5	Vent.
	5/97-8/97		F		23-0461			Ø 256,0 Th 24,0-21,5	Vent.
	5/97-00		R		23-0434			Ø 260,0 Th 10,0-8,4	
1.9 TD Eng.D4192T (66kW)	-98		F		22-0216-0		Gir	Th 15,5	
	98-		F		22-0286-0		Gir	Th 17,0	
	7/95-8/99		R		22-0347-0		Gir	Th 17,0	
	95-97		F		23-0461			Ø 256,0 Th 24,0-21,5	Vent.
	97-99		F		23-0467			Ø 281,0 Th 24,0-21,5	Vent.
	95-99		R		23-0434			Ø 260,0 Th 10,0-8,4	
2.0 Eng.B4204S (100kW)	-98		F		22-0216-0		Gir	Th 15,5	
	98-		F		22-0286-0		Gir	Th 17,0	
	7/95-1/04		R		22-0347-0		Gir	Th 17,0	
	95-97		F		23-0461			Ø 256,0 Th 24,0-21,5	Vent.
	97-04		F		23-0467			Ø 281,0 Th 24,0-21,5	Vent.
95-04	R		23-0434			Ø 260,0 Th 10,0-8,4			
2.0 Eng.B4204S (103kW)	-98		F		22-0216-0		Gir	Th 15,5	
	98-		F		22-0286-0		Gir	Th 17,0	
	7/95-8/99		R		22-0347-0		Gir	Th 17,0	
	95-97		F		23-0461			Ø 256,0 Th 24,0-21,5	Vent.
	97-99		F		23-0467			Ø 281,0 Th 24,0-21,5	Vent.
97-99	R		23-0434			Ø 260,0 Th 10,0-8,4			
2.0 T. Eng.B4204T (118kW)	10/97-7/00		F		22-0286-0		Gir	Th 17,0	
	10/97-7/00		R		22-0347-0		Gir	Th 17,0	
	97-00		F		23-0467			Ø 281,0 Th 24,0-21,5	Vent.
	97-00		R		23-0434			Ø 260,0 Th 10,0-8,4	
2.0 T. Eng.B4204T3 (120-121kW)	01-03		F		23-0467			Ø 281,0 Th 24,0-21,5	Vent.
01-03		R		23-0434			Ø 260,0 Th 10,0-8,4		
2.0 T4 Eng.B4204T5 (147kW)	00-04		F		22-0286-0		Gir	Th 17,0	
	00-04		R		22-0347-0		Gir	Th 17,0	
	00-04		F		23-0467			Ø 281,0 Th 24,0-21,5	Vent.
	00-04		R		23-0434			Ø 260,0 Th 10,0-8,4	
<b>S40 II / V50 1/04-</b>									
1.6 Eng.B4164S3 (74kW)	1/05-		F		22-0534-0		Ate	Th 18,0	
	1/05-		R		22-0337-1		Ate	Th 16,5	
	05-		F		23-0685			Ø 278,0 Th 25,0-23,0	Vent., 15Inch Wheels
	05-		F		23-0687			Ø 300,0 Th 25,0-23,0	Vent., 16Inch Wheels
	05-		F		23-0892			Ø 320,0 Th 25,0-23,0	Vent., 17Inch Wheels
	05-		R		23-0686			Ø 280,0 Th 11,0-9,0	































		Spare Parts	F/R	L/R	METELLI ref.	METELLI ref. w/KIT		DIMENSIONS mm.	NOTE
2.0 T. Eng.B5204T5 (132kW)	01-		F		<b>23-0561C</b>			Ø 305,0 Th 28,0-25,0	Vent., (Coated), 16Inch Wheels
	01-		F		<b>23-0847C</b>			Ø 316,0 Th 28,0-25,0	Vent., (Coated), 17Inch Wheels
	01-		F		<b>23-0846</b>			Ø 320,0 Th 28,0-25,0	Vent., 17Inch Wheels
	01-		R		<b>23-0562</b>			Ø 288,0 Th 12,0-10,0	
	9/01-		R		<b>53-0479</b>	<b>53-0479K</b>	Luc	177,8x25	Hand Brake
2.3 T5 Eng.B5234T3 (184kW)	11/00-		F		<b>22-0309-0</b>		Ate	Th 19,0	
	11/00-		R		<b>22-0348-0</b>		Ate	Th 17,5	
	00-		F		<b>23-0560C</b>			Ø 286,0 Th 26,0-23,0	Vent., (Coated), 15Inch Wheels
	00-		F		<b>23-0561C</b>			Ø 305,0 Th 28,0-25,0	Vent., (Coated), 16Inch Wheels
	00-		F		<b>23-0847C</b>			Ø 316,0 Th 28,0-25,0	Vent., (Coated), 17Inch Wheels
	00-		F		<b>23-0846</b>			Ø 320,0 Th 28,0-25,0	Vent., 17Inch Wheels
	00-		R		<b>23-0562</b>			Ø 288,0 Th 12,0-10,0	
2.4 Eng.B5244S (125kW)	11/00-		F		<b>22-0309-0</b>		Ate	Th 19,0	
	11/00-		R		<b>22-0348-0</b>		Ate	Th 17,5	
	00-		F		<b>23-0560C</b>			Ø 286,0 Th 26,0-23,0	Vent., (Coated), 15Inch Wheels
	00-		F		<b>23-0561C</b>			Ø 305,0 Th 28,0-25,0	Vent., (Coated), 16Inch Wheels
	00-		F		<b>23-0847C</b>			Ø 316,0 Th 28,0-25,0	Vent., (Coated), 17Inch Wheels
	00-		F		<b>23-0846</b>			Ø 320,0 Th 28,0-25,0	Vent., 17Inch Wheels
	00-		R		<b>23-0562</b>			Ø 288,0 Th 12,0-10,0	
2.4 D Eng.D5244T (93kW)	11/00-		R		<b>53-0479</b>	<b>53-0479K</b>	Luc	177,8x25	Hand Brake
	05-		F		<b>22-0309-0</b>		Ate	Th 19,0	
	05-		R		<b>22-0348-0</b>		Ate	Th 17,5	
	05-		F		<b>23-0560C</b>			Ø 286,0 Th 26,0-23,0	Vent., (Coated), 15Inch Wheels
	05-		F		<b>23-0561C</b>			Ø 305,0 Th 28,0-25,0	Vent., (Coated), 16Inch Wheels
	05-		F		<b>23-0847C</b>			Ø 316,0 Th 28,0-25,0	Vent., (Coated), 17Inch Wheels
	05-		F		<b>23-0846</b>			Ø 320,0 Th 28,0-25,0	Vent., 17Inch Wheels
2.4 D Eng.D5244T2 (96kW)	12/01-		F		<b>22-0309-0</b>		Ate	Th 19,0	
	12/01-		R		<b>22-0348-0</b>		Ate	Th 17,5	
	01-		F		<b>23-0560C</b>			Ø 286,0 Th 26,0-23,0	Vent., (Coated), 15Inch Wheels
	01-		F		<b>23-0561C</b>			Ø 305,0 Th 28,0-25,0	Vent., (Coated), 16Inch Wheels
	01-		F		<b>23-0847C</b>			Ø 316,0 Th 28,0-25,0	Vent., (Coated), 17Inch Wheels
	01-		F		<b>23-0846</b>			Ø 320,0 Th 28,0-25,0	Vent., 17Inch Wheels
	01-		R		<b>23-0562</b>			Ø 288,0 Th 12,0-10,0	
2.4 D5 Eng.D5244T (120kW)	12/01-		R		<b>53-0479</b>	<b>53-0479K</b>	Luc	177,8x25	Hand Brake
	7/01-		F		<b>22-0309-0</b>		Ate	Th 19,0	
	7/01-		R		<b>22-0348-0</b>		Ate	Th 17,5	
	01-		F		<b>23-0560C</b>			Ø 286,0 Th 26,0-23,0	Vent., (Coated), 15Inch Wheels
	01-		F		<b>23-0561C</b>			Ø 305,0 Th 28,0-25,0	Vent., (Coated), 16Inch Wheels
	01-		F		<b>23-0847C</b>			Ø 316,0 Th 28,0-25,0	Vent., (Coated), 17Inch Wheels
	01-		F		<b>23-0846</b>			Ø 320,0 Th 28,0-25,0	Vent., 17Inch Wheels
2.4 D5 Eng.D5244T4 (136kW)	9/05-		F		<b>22-0309-0</b>		Ate	Th 19,0	
	9/05-		R		<b>22-0348-0</b>		Ate	Th 17,5	
	05-		F		<b>23-0560C</b>			Ø 286,0 Th 26,0-23,0	Vent., (Coated), 15Inch Wheels
	05-		F		<b>23-0561C</b>			Ø 305,0 Th 28,0-25,0	Vent., (Coated), 16Inch Wheels
	05-		F		<b>23-0847C</b>			Ø 316,0 Th 28,0-25,0	Vent., (Coated), 17Inch Wheels
	05-		F		<b>23-0846</b>			Ø 320,0 Th 28,0-25,0	Vent., 17Inch Wheels
	05-		R		<b>23-0562</b>			Ø 288,0 Th 12,0-10,0	
2.4 T. Eng.B5244T3 (147kW)	9/05-		R		<b>53-0479</b>	<b>53-0479K</b>	Luc	177,8x25	Hand Brake
	11/00-		F		<b>22-0309-0</b>		Ate	Th 19,0	
	11/00-		R		<b>22-0348-0</b>		Ate	Th 17,5	
	00-		F		<b>23-0560C</b>			Ø 286,0 Th 26,0-23,0	Vent., (Coated), 15Inch Wheels
	00-		F		<b>23-0561C</b>			Ø 305,0 Th 28,0-25,0	Vent., (Coated), 16Inch Wheels
	00-		F		<b>23-0847C</b>			Ø 316,0 Th 28,0-25,0	Vent., (Coated), 17Inch Wheels
	00-		F		<b>23-0846</b>			Ø 320,0 Th 28,0-25,0	Vent., 17Inch Wheels
2.4 T. AWD Eng.B5244T3 (147kW)	11/00-		R		<b>23-0562</b>			Ø 288,0 Th 12,0-10,0	
	11/01-		R		<b>53-0479</b>	<b>53-0479K</b>	Luc	177,8x25	Hand Brake
	11/01-		F		<b>22-0309-0</b>		Ate	Th 19,0	
	01-		R		<b>22-0348-0</b>		Ate	Th 17,5	
	01-		F		<b>23-0560C</b>			Ø 286,0 Th 26,0-23,0	Vent., (Coated), 15Inch Wheels
	01-		F		<b>23-0561C</b>			Ø 305,0 Th 28,0-25,0	Vent., (Coated), 16Inch Wheels
	01-		F		<b>23-0847C</b>			Ø 316,0 Th 28,0-25,0	Vent., (Coated), 17Inch Wheels
	01-		F		<b>23-0846</b>			Ø 320,0 Th 28,0-25,0	Vent., 17Inch Wheels
	01-		R		<b>23-0562</b>			Ø 288,0 Th 12,0-10,0	
	01-								
	01-								



















































			Spare Parts	F/R	L/R	METELLI ref.	METELLI ref. w/KIT		DIMENSIONS mm.	NOTE
2.4 T. AWD Eng.B5244T3 (147kW)	11/01-		R			53-0479	53-0479K	Luc	177,8x25	Hand Brake
2.4 T5 Eng.B5244T5 (184-191kW)	4/04-		F			22-0309-0		Ate	Th 19,0	
	4/04-		R			22-0348-0		Ate	Th 17,5	
	04-		F			23-0560C			Ø 286,0 Th 26,0-23,0	Vent., (Coated), 15Inch Wheels
	04-		F			23-0561C			Ø 305,0 Th 28,0-25,0	Vent., (Coated), 16Inch Wheels
	04-		F			23-0847C			Ø 316,0 Th 28,0-25,0	Vent., (Coated), 17Inch Wheels
	04-		F			23-0846			Ø 320,0 Th 28,0-25,0	Vent., 17Inch Wheels
	04-		R			23-0562			Ø 288,0 Th 12,0-10,0	
2.4, Bifuel Eng.B5244S2/ SG (103kW)	11/00-		R			53-0479	53-0479K	Luc	177,8x25	Hand Brake
	11/00-		F			22-0309-0		Ate	Th 19,0	
			R			22-0348-0		Ate	Th 17,5	
	00-		F			23-0560C			Ø 286,0 Th 26,0-23,0	Vent., (Coated), 15Inch Wheels
	00-		F			23-0561C			Ø 305,0 Th 28,0-25,0	Vent., (Coated), 16Inch Wheels
	00-		F			23-0847C			Ø 316,0 Th 28,0-25,0	Vent., (Coated), 17Inch Wheels
	00-		F			23-0846			Ø 320,0 Th 28,0-25,0	Vent., 17Inch Wheels
00-		R			23-0562			Ø 288,0 Th 12,0-10,0		
2.5 T. Eng.B5254T2 (154kW)	2/04-		R			53-0479	53-0479K	Luc	177,8x25	Hand Brake
	2/04-		F			22-0309-0		Ate	Th 19,0	
			R			22-0348-0		Ate	Th 17,5	
	04-		F			23-0560C			Ø 286,0 Th 26,0-23,0	Vent., (Coated), 15Inch Wheels
	04-		F			23-0561C			Ø 305,0 Th 28,0-25,0	Vent., (Coated), 16Inch Wheels
	04-		F			23-0847C			Ø 316,0 Th 28,0-25,0	Vent., (Coated), 17Inch Wheels
	04-		F			23-0846			Ø 320,0 Th 28,0-25,0	Vent., 17Inch Wheels
04-		R			23-0562			Ø 288,0 Th 12,0-10,0		
2.5 T. AWD Eng.B5254T2 (154kW)	4/04-		R			53-0479	53-0479K	Luc	177,8x25	Hand Brake
	4/04-		F			22-0309-0		Ate	Th 19,0	
			R			22-0348-0		Ate	Th 17,5	
	04-		F			23-0560C			Ø 286,0 Th 26,0-23,0	Vent., (Coated), 15Inch Wheels
	04-		F			23-0561C			Ø 305,0 Th 28,0-25,0	Vent., (Coated), 16Inch Wheels
	04-		F			23-0847C			Ø 316,0 Th 28,0-25,0	Vent., (Coated), 17Inch Wheels
	04-		F			23-0846			Ø 320,0 Th 28,0-25,0	Vent., 17Inch Wheels
04-		R			23-0562			Ø 288,0 Th 12,0-10,0		
2.5 T. AWD Eng.B5254T2 (221kW)	3/03-		R			53-0479	53-0479K	Luc	177,8x25	Hand Brake
	3/03-		F			22-0288-1		Bre	Th 16,0	
			R			22-0251-2		Bre	Th 15,0	
		R			53-0479	53-0479K	Luc	177,8x25	Hand Brake	
<b>S70 1/97-11/00</b>										
2.0 Eng.B5202S (93kW)	1/97-11/00		F			22-0314-1		Ate	Th 19,0	17Inch Wheels
	1/97-11/00		F			22-0182-0		Ate	Th 19,5	
	1/97-11/00		R			22-0200-0		Ate	Th 15,5	
	97-00		F			23-0375			Ø 280,0 Th 26,0-23,0	Vent., 15Inch Wheels
	97-00		F			23-0770C			Ø 302,0 Th 26,0-23,0	Vent., (Coated), 16Inch Wheels
	97-00		R			23-0376C			Ø 295,0 Th 9,7-8,4	(Coated)
	1/97-11/00		R			53-0478	53-0478K	Luc	177,8x25	Hand Brake
2.0 20v Eng.B5204F (105kW)	1/97-11/00		R			53-0480	53-0480K	Luc	177,8x25	Hand Brake
	1/97-11/00		F			22-0314-1		Ate	Th 19,0	17Inch Wheels
			F			22-0182-0		Ate	Th 19,5	
			R			22-0200-0		Ate	Th 15,5	
	97-00		F			23-0375			Ø 280,0 Th 26,0-23,0	Vent., 15Inch Wheels
	97-00		F			23-0770C			Ø 302,0 Th 26,0-23,0	Vent., (Coated), 16Inch Wheels
	97-00		R			23-0376C			Ø 295,0 Th 9,7-8,4	(Coated)
1/97-11/00		R			53-0478	53-0478K	Luc	177,8x25	Hand Brake	
2.0 T. Eng.B5204T (155kW)	1/97-11/00		R			53-0480	53-0480K	Luc	177,8x25	Hand Brake
	1/97-11/00		F			22-0314-1		Ate	Th 19,0	17Inch Wheels
			F			22-0182-0		Ate	Th 19,5	
			R			22-0200-0		Ate	Th 15,5	
	97-00		F			23-0375			Ø 280,0 Th 26,0-23,0	Vent., 15Inch Wheels
	97-00		F			23-0770C			Ø 302,0 Th 26,0-23,0	Vent., (Coated), 16Inch Wheels
	97-00		R			23-0376C			Ø 295,0 Th 9,7-8,4	(Coated)
1/97-11/00		R			53-0478	53-0478K	Luc	177,8x25	Hand Brake	
2.0 T. Eng.B5204T2 (132kW)	1/97-11/00		R			53-0480	53-0480K	Luc	177,8x25	Hand Brake
	1/97-11/00		F			22-0314-1		Ate	Th 19,0	17Inch Wheels
			F			22-0182-0		Ate	Th 19,5	
			R			22-0200-0		Ate	Th 15,5	
	97-00		F			23-0375			Ø 280,0 Th 26,0-23,0	Vent., 15Inch Wheels
	97-00		F			23-0770C			Ø 302,0 Th 26,0-23,0	Vent., (Coated), 16Inch Wheels
97-00		R			23-0376C			Ø 295,0 Th 9,7-8,4	(Coated)	





























		Spare Parts	F/R	L/R	METELLI ref.	METELLI ref. w/KIT		DIMENSIONS mm.	NOTE	
2.0 T. Eng.B5204T2 (132kW)	1/97-11/00		R		53-0478	53-0478K	Luc	177,8x25	Hand Brake	
			R		53-0480	53-0480K	Luc	177,8x25	Hand Brake	
2.0 T. Eng.B5204T3 (166kW)	1/97-11/00		F		22-0314-1		Ate	Th 19,0	17Inch Wheels	
	1/97-11/00		F		22-0182-0		Ate	Th 19,5		
	1/97-11/00		R		22-0200-0		Ate	Th 15,5		
	97-00		F		23-0375			Ø 280,0 Th 26,0-23,0	Vent., 15Inch Wheels	
	97-00		F		23-0770C			Ø 302,0 Th 26,0-23,0	Vent., (Coated), 16Inch Wheels	
	97-00		R		23-0376C			Ø 295,0 Th 9,7-8,4	(Coated)	
	1/97-11/00		R		53-0478	53-0478K	Luc	177,8x25	Hand Brake	
	1/97-11/00		R		53-0480	53-0480K	Luc	177,8x25	Hand Brake	
	2.0 T. Eng.B5204T4 (120kW)	1/97-11/00		F		22-0314-1		Ate	Th 19,0	17Inch Wheels
		1/97-11/00		F		22-0182-0		Ate	Th 19,5	
1/97-11/00		R			22-0200-0		Ate	Th 15,5		
97-00			F		23-0375			Ø 280,0 Th 26,0-23,0	Vent., 15Inch Wheels	
97-00			F		23-0770C			Ø 302,0 Th 26,0-23,0	Vent., (Coated), 16Inch Wheels	
97-00			R		23-0376C			Ø 295,0 Th 9,7-8,4	(Coated)	
1/97-11/00			R		53-0478	53-0478K	Luc	177,8x25	Hand Brake	
1/97-11/00			R		53-0480	53-0480K	Luc	177,8x25	Hand Brake	
2.3 T. Eng.B5234FT+ (184kW)		1/97-11/00		F		22-0314-1		Ate	Th 19,0	17Inch Wheels
		1/97-11/00		F		22-0182-0		Ate	Th 19,5	
	1/97-11/00	R			22-0200-0		Ate	Th 15,5		
	97-00		F		23-0375			Ø 280,0 Th 26,0-23,0	Vent., 15Inch Wheels	
	97-00		F		23-0770C			Ø 302,0 Th 26,0-23,0	Vent., (Coated), 16Inch Wheels	
	97-00		R		23-0376C			Ø 295,0 Th 9,7-8,4	(Coated)	
2.3 T5 Eng.B5234T3 (176kW)	1/97-11/00		F		22-0314-1		Ate	Th 19,0	17Inch Wheels	
	1/97-11/00		F		22-0182-0		Ate	Th 19,5		
	1/97-11/00		R		22-0200-0		Ate	Th 15,5		
	97-00		F		23-0375			Ø 280,0 Th 26,0-23,0	Vent., 15Inch Wheels	
	97-00		F		23-0770C			Ø 302,0 Th 26,0-23,0	Vent., (Coated), 16Inch Wheels	
	97-00		R		23-0376C			Ø 295,0 Th 9,7-8,4	(Coated)	
1/97-11/00		R		53-0478	53-0478K	Luc	177,8x25	Hand Brake		
1/97-11/00		R		53-0480	53-0480K	Luc	177,8x25	Hand Brake		
2.4 Eng.B5254S (125kW)	1/97-11/00		F		22-0314-1		Ate	Th 19,0	17Inch Wheels	
	1/97-11/00		F		22-0182-0		Ate	Th 19,5		
	1/97-11/00		R		22-0200-0		Ate	Th 15,5		
	97-00		F		23-0375			Ø 280,0 Th 26,0-23,0	Vent., 15Inch Wheels	
	97-00		F		23-0770C			Ø 302,0 Th 26,0-23,0	Vent., (Coated), 16Inch Wheels	
	97-00		R		23-0376C			Ø 295,0 Th 9,7-8,4	(Coated)	
2.4 T. Eng.B5254T (142kW)	1/97-11/00		F		22-0314-1		Ate	Th 19,0	17Inch Wheels	
	1/97-11/00		F		22-0182-0		Ate	Th 19,5		
	1/97-11/00		R		22-0200-0		Ate	Th 15,5		
	97-00		F		23-0375			Ø 280,0 Th 26,0-23,0	Vent., 15Inch Wheels	
	97-00		F		23-0770C			Ø 302,0 Th 26,0-23,0	Vent., (Coated), 16Inch Wheels	
	97-00		R		23-0376C			Ø 295,0 Th 9,7-8,4	(Coated)	
2.4, AWD Eng.B5254S (121kW)	6/98-11/00		F		22-0314-1		Ate	Th 19,0	17Inch Wheels	
	6/98-11/00		F		22-0182-0		Ate	Th 19,5		
	6/98-11/00		R		22-0200-0		Ate	Th 15,5		
	98-00		F		23-0375			Ø 280,0 Th 26,0-23,0	Vent., 15Inch Wheels	
	98-00		F		23-0770C			Ø 302,0 Th 26,0-23,0	Vent., (Coated), 16Inch Wheels	
	98-00		R		23-0376C			Ø 295,0 Th 9,7-8,4	(Coated), SW	
2.4, AWD, Bifuel Eng.B5244S2/ SG (103kW)	7/99-11/00		F		22-0314-1		Ate	Th 19,0	17Inch Wheels	
	7/99-11/00		F		22-0182-0		Ate	Th 19,5		
	7/99-11/00		R		22-0200-0		Ate	Th 15,5		
	99-00		F		23-0375			Ø 280,0 Th 26,0-23,0	Vent., 15Inch Wheels	
	99-00		F		23-0770C			Ø 302,0 Th 26,0-23,0	Vent., (Coated), 16Inch Wheels	
	99-00		R		23-0376C			Ø 295,0 Th 9,7-8,4	(Coated)	
	7/99-11/00		R		53-0478	53-0478K	Luc	177,8x25	Hand Brake	
	7/99-11/00		R		53-0480	53-0480K	Luc	177,8x25	Hand Brake	
2.4, AWD, Bifuel Eng.GB/ B5252S/ FS (106kW)	10/98-11/00		F		22-0314-1		Ate	Th 19,0	17Inch Wheels	
	10/98-11/00		F		22-0182-0		Ate	Th 19,5		
	10/98-11/00		R		22-0200-0		Ate	Th 15,5		
	98-00		F		23-0375			Ø 280,0 Th 26,0-23,0	Vent., 15Inch Wheels	
	98-00		F		23-0770C			Ø 302,0 Th 26,0-23,0	Vent., (Coated), 16Inch Wheels	
	98-00		R		23-0376C			Ø 295,0 Th 9,7-8,4	(Coated)	
	10/98-11/00		R		53-0478	53-0478K	Luc	177,8x25	Hand Brake	
	10/98-11/00		R		53-0480	53-0480K	Luc	177,8x25	Hand Brake	















		Spare Parts	F/R	L/R	METELLI ref.	METELLI ref. w/KIT		DIMENSIONS mm.	NOTE
2.5 TDi, AWD Eng.D5252T (103kW)	1/97-11/00		F		22-0314-1		Ate	Th 19,0	17Inch Wheels
	1/97-11/00		F		22-0182-0		Ate	Th 19,5	
	1/97-11/00		R		22-0200-0		Ate	Th 15,5	
	97-00		F		23-0375			Ø 280,0 Th 26,0-23,0	Vent., 15Inch Wheels
	97-00		F		23-0770C			Ø 302,0 Th 26,0-23,0	Vent., (Coated), 16Inch Wheels
	97-00		R		23-0376C			Ø 295,0 Th 9,7-8,4	(Coated)
	1/97-11/00		R		53-0480	53-0480K	Luc	177,8x25	Hand Brake
<b>S80 I (TS, XY) 5/98-7/06</b>									
2.0 T. Eng.B5204T3 (166kW)	6/98-		F		22-0309-0		Ate	Th 19,0	
	6/98-		R		22-0348-0		Ate	Th 17,5	
	98-		F		23-0560C			Ø 286,0 Th 26,0-23,0	Vent., (Coated), 15Inch Wheels
	98-		F		23-0561C			Ø 305,0 Th 28,0-25,0	Vent., (Coated), 16Inch Wheels
	98-06		F		23-0846			Ø 320,0 Th 28,0-25,0	Vent., 17Inch Wheels
	98-		R		23-0562			Ø 288,0 Th 12,0-10,0	
	6/98-7/06		R		53-0479	53-0479K	Luc	177,8x25	Hand Brake
2.0 T. Eng.B5204T4 (120kW)	6/98-		F		22-0309-0		Ate	Th 19,0	
	6/98-		R		22-0348-0		Ate	Th 17,5	
	98-		F		23-0560C			Ø 286,0 Th 26,0-23,0	Vent., (Coated), 15Inch Wheels
	98-		F		23-0561C			Ø 305,0 Th 28,0-25,0	Vent., (Coated), 16Inch Wheels
	98-06		F		23-0846			Ø 320,0 Th 28,0-25,0	Vent., 17Inch Wheels
	98-		R		23-0562			Ø 288,0 Th 12,0-10,0	
	6/98-7/06		R		53-0479	53-0479K	Luc	177,8x25	Hand Brake
2.0 T. Eng.B5204T5 (132kW)	12/99-		F		22-0309-0		Ate	Th 19,0	
	12/99-		R		22-0348-0		Ate	Th 17,5	
	99-		F		23-0560C			Ø 286,0 Th 26,0-23,0	Vent., (Coated), 15Inch Wheels
	99-		F		23-0561C			Ø 305,0 Th 28,0-25,0	Vent., (Coated), 16Inch Wheels
	99-06		F		23-0846			Ø 320,0 Th 28,0-25,0	Vent., 17Inch Wheels
	99-		R		23-0562			Ø 288,0 Th 12,0-10,0	
	12/99-7/06		R		53-0479	53-0479K	Luc	177,8x25	Hand Brake
2.4 Eng.B5244S (125kW)	1/99-		F		22-0309-0		Ate	Th 19,0	
	1/99-		R		22-0348-0		Ate	Th 17,5	
	99-		F		23-0560C			Ø 286,0 Th 26,0-23,0	Vent., (Coated), 15Inch Wheels
	99-		F		23-0561C			Ø 305,0 Th 28,0-25,0	Vent., (Coated), 16Inch Wheels
	99-06		F		23-0846			Ø 320,0 Th 28,0-25,0	Vent., 17Inch Wheels
	99-		R		23-0562			Ø 288,0 Th 12,0-10,0	
	1/99-7/06		R		53-0479	53-0479K	Luc	177,8x25	Hand Brake
2.4 D Eng.D5244T2 (96kW)	10/01-		F		22-0309-0		Ate	Th 19,0	
	10/01-		R		22-0348-0		Ate	Th 17,5	
	7/01-		F		23-0560C			Ø 286,0 Th 26,0-23,0	Vent., (Coated), 15Inch Wheels
	7/01-		F		23-0561C			Ø 305,0 Th 28,0-25,0	Vent., (Coated), 16Inch Wheels
	01-06		F		23-0846			Ø 320,0 Th 28,0-25,0	Vent., 17Inch Wheels
	7/01-		R		23-0562			Ø 288,0 Th 12,0-10,0	
	10/01-7/06		R		53-0479	53-0479K	Luc	177,8x25	Hand Brake
2.4 D5 Eng.D5244T (120kW)	8/01-		F		22-0309-0		Ate	Th 19,0	
	8/01-		R		22-0348-0		Ate	Th 17,5	
	7/01-		F		23-0560C			Ø 286,0 Th 26,0-23,0	Vent., (Coated), 15Inch Wheels
	7/01-		F		23-0561C			Ø 305,0 Th 28,0-25,0	Vent., (Coated), 16Inch Wheels
	01-06		F		23-0846			Ø 320,0 Th 28,0-25,0	Vent., 17Inch Wheels
	7/01-		R		23-0562			Ø 288,0 Th 12,0-10,0	
	8/01-7/06		R		53-0479	53-0479K	Luc	177,8x25	Hand Brake
2.4 T5 Eng.B5244T3 (147kW)	6/00-		F		22-0309-0		Ate	Th 19,0	
	6/00-		R		22-0348-0		Ate	Th 17,5	
	00-		F		23-0560C			Ø 286,0 Th 26,0-23,0	Vent., (Coated), 15Inch Wheels
	00-		F		23-0561C			Ø 305,0 Th 28,0-25,0	Vent., (Coated), 16Inch Wheels
	00-06		F		23-0846			Ø 320,0 Th 28,0-25,0	Vent., 17Inch Wheels
	00-		R		23-0562			Ø 288,0 Th 12,0-10,0	
	6/00-7/06		R		53-0479	53-0479K	Luc	177,8x25	Hand Brake
2.4 T5 AWD Eng.B5254T3 (147kW)	4/00-9/03		F		22-0309-0		Ate	Th 19,0	
	4/00-9/03		R		22-0348-0		Ate	Th 17,5	
	4/00-9/03		R		53-0479	53-0479K	Luc	177,8x25	Hand Brake
2.4, Bifuel Eng.B5244S2/ SG2 (103kW)	1/99-		F		22-0309-0		Ate	Th 19,0	
	1/99-		R		22-0348-0		Ate	Th 17,5	
	99-		F		23-0560C			Ø 286,0 Th 26,0-23,0	Vent., (Coated), 15Inch Wheels
	99-		F		23-0561C			Ø 305,0 Th 28,0-25,0	Vent., (Coated), 16Inch Wheels
	99-06		F		23-0846			Ø 320,0 Th 28,0-25,0	Vent., 17Inch Wheels
	99-		R		23-0562			Ø 288,0 Th 12,0-10,0	
	1/99-7/06		R		53-0479	53-0479K	Luc	177,8x25	Hand Brake


































		Spare Parts	F/R	L/R	METELLI ref.	METELLI ref. w/KIT		DIMENSIONS mm.	NOTE
2.5 T., AWD Eng.B5254T2 (154kW)	7/03-	F	F		22-0309-0		Ate	Th 19,0	
	7/03-		R		22-0348-0		Ate	Th 17,5	
	03-	F	F		23-0560C			Ø 286,0 Th 26,0-23,0	Vent., (Coated), 15Inch Wheels
	03-		F		23-0561C			Ø 305,0 Th 28,0-25,0	Vent., (Coated), 16Inch Wheels
	03-06		F		23-0846			Ø 320,0 Th 28,0-25,0	Vent., 17Inch Wheels
	03-	R	F		23-0562			Ø 288,0 Th 12,0-10,0	
	7/03-7/06		R		53-0479	53-0479K	Luc	177,8x25	Hand Brake
2.5 TDi Eng.D5252T (103kW)	1/99-	F	F		22-0309-0		Ate	Th 19,0	
	1/99-		R		22-0348-0		Ate	Th 17,5	
	99-	F	F		23-0560C			Ø 286,0 Th 26,0-23,0	Vent., (Coated), 15Inch Wheels
	99-		F		23-0561C			Ø 305,0 Th 28,0-25,0	Vent., (Coated), 16Inch Wheels
	99-06		F		23-0846			Ø 320,0 Th 28,0-25,0	Vent., 17Inch Wheels
	99-	R	F		23-0562			Ø 288,0 Th 12,0-10,0	
	1/99-7/06		R		53-0479	53-0479K	Luc	177,8x25	Hand Brake
2.8 T6 Eng.B6284T (200kW)	5/98-	F	F		22-0309-0		Ate	Th 19,0	
	5/98-		R		22-0348-0		Ate	Th 17,5	
	5/98-	F	F		23-0560C			Ø 286,0 Th 26,0-23,0	Vent., (Coated), 15Inch Wheels
	5/98-		F		23-0561C			Ø 305,0 Th 28,0-25,0	Vent., (Coated), 16Inch Wheels
	98-06		F		23-0846			Ø 320,0 Th 28,0-25,0	Vent., 17Inch Wheels
	5/98-	R	F		23-0562			Ø 288,0 Th 12,0-10,0	
	5/98-7/06		R		53-0479	53-0479K	Luc	177,8x25	Hand Brake
2.9 Eng.B6294S (147kW)	3/99-	F	F		22-0309-0		Ate	Th 19,0	
	3/99-		R		22-0348-0		Ate	Th 17,5	
	99-	F	F		23-0560C			Ø 286,0 Th 26,0-23,0	Vent., (Coated), 15Inch Wheels
	99-		F		23-0561C			Ø 305,0 Th 28,0-25,0	Vent., (Coated), 16Inch Wheels
	99-06		F		23-0846			Ø 320,0 Th 28,0-25,0	Vent., 17Inch Wheels
	99-	R	F		23-0562			Ø 288,0 Th 12,0-10,0	
	3/99-7/06		R		53-0479	53-0479K	Luc	177,8x25	Hand Brake
2.9 Eng.B6304S3 (150kW)	5/98-	F	F		22-0309-0		Ate	Th 19,0	
	5/98-		R		22-0348-0		Ate	Th 17,5	
	5/98-	F	F		23-0560C			Ø 286,0 Th 26,0-23,0	Vent., (Coated), 15Inch Wheels
	5/98-		F		23-0561C			Ø 305,0 Th 28,0-25,0	Vent., (Coated), 16Inch Wheels
	98-06		F		23-0846			Ø 320,0 Th 28,0-25,0	Vent., 17Inch Wheels
	5/98-	R	F		23-0562			Ø 288,0 Th 12,0-10,0	
	5/98-7/06		R		53-0479	53-0479K	Luc	177,8x25	Hand Brake
3.0 Eng.B6294S2 (144kW)	6/01-	F	F		22-0309-0		Ate	Th 19,0	
	6/01-		R		22-0348-0		Ate	Th 17,5	
	7/01-	F	F		23-0560C			Ø 286,0 Th 26,0-23,0	Vent., (Coated), 15Inch Wheels
	7/01-		F		23-0561C			Ø 305,0 Th 28,0-25,0	Vent., (Coated), 16Inch Wheels
	01-06		F		23-0846			Ø 320,0 Th 28,0-25,0	Vent., 17Inch Wheels
	7/01-	R	F		23-0562			Ø 288,0 Th 12,0-10,0	
	6/01-7/06		R		53-0479	53-0479K	Luc	177,8x25	Hand Brake
3.0 T6 Eng.B6294T (200kW)	6/01-	F	F		22-0309-0		Ate	Th 19,0	
	6/01-		R		22-0348-0		Ate	Th 17,5	
	7/01-	F	F		23-0560C			Ø 286,0 Th 26,0-23,0	Vent., (Coated), 15Inch Wheels
	7/01-		F		23-0561C			Ø 305,0 Th 28,0-25,0	Vent., (Coated), 16Inch Wheels
	01-06		F		23-0846			Ø 320,0 Th 28,0-25,0	Vent., 17Inch Wheels
	7/01-	R	F		23-0562			Ø 288,0 Th 12,0-10,0	
	6/01-7/06		R		53-0479	53-0479K	Luc	177,8x25	Hand Brake
<b>S80 II 3/06-</b>									
2.0 Eng.B4204S3 (107kW)	6/08-	F	F		22-0675-0		Ate	Th 20,0	
	6/08-		R		22-0676-0		Gir	Th 17,0	
2.0 TD 20v Eng.D4204T (100kW)	12/07-	F	F		22-0675-0		Ate	Th 20,0	
	12/07-		R		22-0676-0		Gir	Th 17,0	
	12/07-	F	F		23-0896			Ø 300,0 Th 28,0-26,0	Vent., 16Inch Wheels
	12/07-		R		53-0479	53-0479K	Luc	177,8x25	Hand Brake
2.4 D Eng.D5244T5 (120kW)	7/06-	F	F		22-0675-0		Ate	Th 20,0	
	7/06-		R		22-0676-0		Gir	Th 17,0	
	06-	F	F		23-0896			Ø 300,0 Th 28,0-26,0	Vent., 16Inch Wheels
	7/06-		R		53-0479	53-0479K	Luc	177,8x25	Hand Brake
2.4 D5, AWD Eng.D5244T4 (136kW)	3/06-	F	F		22-0599-1		Ate	Th 19,0	AWD
	3/06-		F		22-0675-0		Ate	Th 20,0	
	3/06-		R		22-0676-0		Gir	Th 17,0	
	06-	F	F		23-0896			Ø 300,0 Th 28,0-26,0	Vent., 16Inch Wheels
	3/06-		R		53-0479	53-0479K	Luc	177,8x25	Hand Brake
2.5 T. (219kW)	7/06-	F	F		22-0675-0		Ate	Th 20,0	
	7/06-		R		22-0676-0		Gir	Th 17,0	




















		Spare Parts	F/R	L/R	METELLI ref.	METELLI ref. w/KIT		DIMENSIONS mm.	NOTE
2.5 T. (219kW)	7/06-		R		53-0479	53-0479K	Luc	177,8x25	Hand Brake
2.5 T. Eng.B5254T6/ T8 (147kW)	3/06-		F		22-0675-0		Ate	Th 20,0	
	3/06-		R		22-0676-0		Gir	Th 17,0	
	06-		F		23-0896			Ø 300,0 Th 28,0-26,0	Vent., 16Inch Wheels
	3/06-		R		53-0479	53-0479K	Luc	177,8x25	Hand Brake
3.0 T6 AWD Eng.B6304T (210kW)	7/07-		F		22-0599-1		Ate	Th 19,0	
	7/07-		R		22-0676-0		Gir	Th 17,0	
	7/07-		F		23-0896			Ø 300,0 Th 28,0-26,0	Vent., 16Inch Wheels
	7/07-		R		53-0479	53-0479K	Luc	177,8x25	Hand Brake
3.2 Eng.B6324S (175kW)	3/06-		F		22-0599-1		Ate	Th 19,0	
	3/06-		R		22-0676-0		Gir	Th 17,0	
	06-		F		23-0896			Ø 300,0 Th 28,0-26,0	Vent., 16Inch Wheels
	3/06-		R		53-0479	53-0479K	Luc	177,8x25	Hand Brake
4.4 V8 Eng.B8444S (232kW)	3/06-		F		22-0599-1		Ate	Th 19,0	
	3/06-		R		22-0676-0		Gir	Th 17,0	
	06-		F		23-0896			Ø 300,0 Th 28,0-26,0	Vent., 16Inch Wheels
	3/06-		R		53-0479	53-0479K	Luc	177,8x25	Hand Brake
<b>S90 1/97-5/98</b>									
2.9 Eng.B6304G (150kW)	1/97-5/98		F		22-0132-0		Gir	Th 18,0	
	1/97-5/98		R		22-0131-0		Gir	Th 13,0	
	97-12/98		F		23-0375			Ø 280,0 Th 26,0-23,0	Vent.
	1/97-5/98		R		53-0473	53-0473K	Luc	160,0x25	Hand Brake
2.9 Eng.B6304S2 (132kW)	1/97-5/98		F		22-0132-0		Gir	Th 18,0	
	1/97-5/98		R		22-0131-0		Gir	Th 13,0	
	97-12/98		F		23-0375			Ø 280,0 Th 26,0-23,0	Vent.
	1/97-5/98		R		53-0473	53-0473K	Luc	160,0x25	Hand Brake
<b>V70 I SW 1/97-3/00</b>									
2.0 Eng.B5202S (93kW)	1/97-3/00		F		22-0314-1		Ate	Th 19,0	17Inch Wheels
	1/97-3/00		F		22-0182-0		Ate	Th 19,5	
	1/97-3/00		R		22-0200-0		Ate	Th 15,5	
	97-00		F		23-0375			Ø 280,0 Th 26,0-23,0	Vent., 15Inch Wheels
	97-00		F		23-0770C			Ø 302,0 Th 26,0-23,0	Vent., (Coated), 16Inch Wheels
	97-00		R		23-0376C			Ø 295,0 Th 9,7-8,4	(Coated)
2.0 20v Eng.B5204F (105kW)	1/97-3/00		R		53-0478	53-0478K	Luc	177,8x25	Hand Brake
	1/97-3/00		F		22-0314-1		Ate	Th 19,0	17Inch Wheels
	1/97-3/00		F		22-0182-0		Ate	Th 19,5	
	1/97-3/00		R		22-0200-0		Ate	Th 15,5	
	97-00		F		23-0375			Ø 280,0 Th 26,0-23,0	Vent., 15Inch Wheels
	97-00		F		23-0770C			Ø 302,0 Th 26,0-23,0	Vent., (Coated), 16Inch Wheels
2.0 T. Eng.B5204T (155kW)	1/97-3/00		R		53-0478	53-0478K	Luc	177,8x25	Hand Brake
	1/97-3/00		F		22-0314-1		Ate	Th 19,0	17Inch Wheels
	1/97-3/00		F		22-0182-0		Ate	Th 19,5	
	1/97-3/00		R		22-0200-0		Ate	Th 15,5	
	97-00		F		23-0375			Ø 280,0 Th 26,0-23,0	Vent., 15Inch Wheels
	97-00		F		23-0770C			Ø 302,0 Th 26,0-23,0	Vent., (Coated), 16Inch Wheels
2.0 T. Eng.B5204T2 (132kW)	1/97-3/00		R		53-0478	53-0478K	Luc	177,8x25	Hand Brake
	1/97-3/00		F		22-0314-1		Ate	Th 19,0	17Inch Wheels
	1/97-3/00		F		22-0182-0		Ate	Th 19,5	
	1/97-3/00		R		22-0200-0		Ate	Th 15,5	
	97-00		F		23-0375			Ø 280,0 Th 26,0-23,0	Vent., 15Inch Wheels
	97-00		F		23-0770C			Ø 302,0 Th 26,0-23,0	Vent., (Coated), 16Inch Wheels
2.0 T. Eng.B5204T4 (120kW)	1/97-3/00		R		53-0478	53-0478K	Luc	177,8x25	Hand Brake
	1/97-3/00		F		22-0314-1		Ate	Th 19,0	17Inch Wheels
	1/97-3/00		F		22-0182-0		Ate	Th 19,5	
	1/97-3/00		R		22-0200-0		Ate	Th 15,5	
	97-00		F		23-0375			Ø 280,0 Th 26,0-23,0	Vent., 15Inch Wheels
	97-00		F		23-0770C			Ø 302,0 Th 26,0-23,0	Vent., (Coated), 16Inch Wheels
2.0 T., AWD Eng.B5204T3 (166kW)	1/97-3/00		R		53-0478	53-0478K	Luc	177,8x25	Hand Brake
	1/97-3/00		F		22-0314-1		Ate	Th 19,0	17Inch Wheels
	1/97-3/00		F		22-0182-0		Ate	Th 19,5	
	1/97-3/00		R		22-0200-0		Ate	Th 15,5	
	1/97-3/00		R		22-0131-0		Gir	Th 13,0	4WD
	97-00		R		23-0973			Ø 288,0 Th 12,0-10,0	Ch 587044-, Only AWD
2.3 T., AWD Eng.B5234FT+ (184kW)	1/97-3/00		R		53-0478	53-0478K	Luc	177,8x25	Hand Brake
	4/97-3/00		F		22-0314-1		Ate	Th 19,0	17Inch Wheels
	4/97-3/00		F		22-0182-0		Ate	Th 19,5	








		Spare Parts	F/R	L/R	METELLI ref.	METELLI ref. w/KIT		DIMENSIONS mm.	NOTE
2.3 T., AWD Eng.B5234FT+ (184kW)	4/97-3/00		R		<b>22-0200-0</b>		Ate	Th 15,5	
			F		<b>23-0375</b>			Ø 280,0 Th 26,0-23,0	Vent., 15Inch Wheels
			F		<b>23-0770C</b>			Ø 302,0 Th 26,0-23,0	Vent., (Coated), 16Inch Wheels
			R		<b>23-0376C</b>			Ø 295,0 Th 9,7-8,4	(Coated)
			R		<b>23-0973</b>			Ø 288,0 Th 12,0-10,0	Ch 587044-, Only AWD
	4/97-3/00		R		<b>53-0480</b>	<b>53-0480K</b>	Luc	177,8x25	Hand Brake
2.3 T5, AWD Eng.B5234T3 (176kW)	1/97-3/00		F		<b>22-0314-1</b>		Ate	Th 19,0	17Inch Wheels
			F		<b>22-0182-0</b>		Ate	Th 19,5	
			R		<b>22-0200-0</b>		Ate	Th 15,5	
	97-00		F		<b>23-0375</b>			Ø 280,0 Th 26,0-23,0	Vent., 15Inch Wheels
			F		<b>23-0770C</b>			Ø 302,0 Th 26,0-23,0	Vent., (Coated), 16Inch Wheels
			R		<b>23-0376C</b>			Ø 295,0 Th 9,7-8,4	(Coated)
			R		<b>23-0973</b>			Ø 288,0 Th 12,0-10,0	Ch 587044-, Only AWD
	1/97-3/00		R		<b>53-0478</b>	<b>53-0478K</b>	Luc	177,8x25	Hand Brake
2.4 Eng.B5254S (125kW)	1/97-3/00		F		<b>22-0314-1</b>		Ate	Th 19,0	17Inch Wheels
			F		<b>22-0182-0</b>		Ate	Th 19,5	
			R		<b>22-0200-0</b>		Ate	Th 15,5	
	97-00		F		<b>23-0375</b>			Ø 280,0 Th 26,0-23,0	Vent., 15Inch Wheels
			F		<b>23-0770C</b>			Ø 302,0 Th 26,0-23,0	Vent., (Coated), 16Inch Wheels
			R		<b>23-0376C</b>			Ø 295,0 Th 9,7-8,4	(Coated)
			R		<b>53-0480</b>	<b>53-0480K</b>	Luc	177,8x25	Hand Brake
	1/97-3/00		R		<b>53-0480</b>	<b>53-0480K</b>	Luc	177,8x25	Hand Brake
2.4, Bifuel Eng.B5244SG/ GB5244SG (103kW)	8/99-3/00		F		<b>22-0314-1</b>		Ate	Th 19,0	17Inch Wheels
			F		<b>22-0182-0</b>		Ate	Th 19,5	
			R		<b>23-0376C</b>			Ø 295,0 Th 9,7-8,4	(Coated)
	99-00		F		<b>23-0375</b>			Ø 280,0 Th 26,0-23,0	Vent., 15Inch Wheels
			F		<b>23-0770C</b>			Ø 302,0 Th 26,0-23,0	Vent., (Coated), 16Inch Wheels
			R		<b>23-0376C</b>			Ø 295,0 Th 9,7-8,4	(Coated)
			R		<b>53-0480</b>	<b>53-0480K</b>	Luc	177,8x25	Hand Brake
	8/99-3/00		R		<b>53-0478</b>	<b>53-0478K</b>	Luc	177,8x25	Bifuel, Hand Brake
2.5 Eng.B5254S (121kW)	98-00		F		<b>23-0375</b>			Ø 280,0 Th 26,0-23,0	Vent., 15Inch Wheels
			F		<b>23-0770C</b>			Ø 302,0 Th 26,0-23,0	Vent., (Coated), 16Inch Wheels
			R		<b>23-0376C</b>			Ø 295,0 Th 9,7-8,4	(Coated), SW
			R		<b>53-0480</b>	<b>53-0480K</b>	Luc	177,8x25	Hand Brake
	6/98-3/00		R		<b>53-0480</b>	<b>53-0480K</b>	Luc	177,8x25	Hand Brake
2.5 AWD Eng.B5244T2 (195kW)	99-00		F		<b>23-0770C</b>			Ø 302,0 Th 26,0-23,0	Vent., (Coated), 16Inch Wheels
			R		<b>23-0973</b>			Ø 288,0 Th 12,0-10,0	Ch 587044-
		3/99-3/00		R		<b>53-0480</b>	<b>53-0480K</b>	Luc	177,8x25
2.5 T., AWD Eng.B5254T (142kW)	1/97-3/00		F		<b>22-0314-1</b>		Ate	Th 19,0	17Inch Wheels
			F		<b>22-0182-0</b>		Ate	Th 19,5	
			R		<b>22-0200-0</b>		Ate	Th 15,5	
	97-00		R		<b>22-0131-0</b>		Gir	Th 13,0	4WD
			F		<b>23-0375</b>			Ø 280,0 Th 26,0-23,0	Vent., 15Inch Wheels
			F		<b>23-0770C</b>			Ø 302,0 Th 26,0-23,0	Vent., (Coated), 16Inch Wheels
			R		<b>23-0376C</b>			Ø 295,0 Th 9,7-8,4	(Coated)
			R		<b>23-0973</b>			Ø 288,0 Th 12,0-10,0	Ch 587044-, Only AWD
			R		<b>53-0480</b>	<b>53-0480K</b>	Luc	177,8x25	Hand Brake
2.5 TDi Eng.D5252T (103kW)	1/97-3/00		F		<b>22-0314-1</b>		Ate	Th 19,0	17Inch Wheels
			F		<b>22-0182-0</b>		Ate	Th 19,5	
			R		<b>22-0200-0</b>		Ate	Th 15,5	
97-00		F		<b>23-0375</b>			Ø 280,0 Th 26,0-23,0	Vent., 15Inch Wheels	
		F		<b>23-0770C</b>			Ø 302,0 Th 26,0-23,0	Vent., (Coated), 16Inch Wheels	
		R		<b>23-0376C</b>			Ø 295,0 Th 9,7-8,4	(Coated)	
2.5, Bifuel Eng.GB/ B5252S (106kW)	98-99		F		<b>23-0375</b>			Ø 280,0 Th 26,0-23,0	Vent., 15Inch Wheels
			F		<b>23-0770C</b>			Ø 302,0 Th 26,0-23,0	Vent., (Coated), 16Inch Wheels
			R		<b>23-0376C</b>			Ø 295,0 Th 9,7-8,4	(Coated)
	10/98-8/99		R		<b>53-0480</b>	<b>53-0480K</b>	Luc	177,8x25	Hand Brake
			R		<b>53-0478</b>	<b>53-0478K</b>	Luc	177,8x25	Bifuel, Hand Brake
<b>V70 II SW 3/00-6/07</b>									
2.0 T. Eng.B5204T2 (132kW)	7/01-6/07		F		<b>22-0309-0</b>		Ate	Th 19,0	
			F		<b>22-0314-1</b>		Ate	Th 19,0	17Inch Wheels
			R		<b>22-0348-0</b>		Ate	Th 17,5	
	9/01-		F		<b>23-0560C</b>			Ø 286,0 Th 26,0-23,0	Vent., (Coated), 15Inch Wheels
			F		<b>23-0561C</b>			Ø 305,0 Th 28,0-25,0	Vent., (Coated), 16Inch Wheels
			F		<b>23-0846</b>			Ø 320,0 Th 28,0-25,0	Vent., 17Inch Wheels
			R		<b>23-0562</b>			Ø 288,0 Th 12,0-10,0	
		7/01-6/07		R		<b>53-0479</b>	<b>53-0479K</b>	Luc	177,8x25
2.3 T5 Eng.B5234T4 (184kW)	3/00-6/07		F		<b>22-0309-0</b>		Ate	Th 19,0	
			F		<b>22-0314-1</b>		Ate	Th 19,0	17Inch Wheels
			R		<b>22-0348-0</b>		Ate	Th 17,5	

		Spare Parts	F/R	L/R	METELLI ref.	METELLI ref. w/KIT		DIMENSIONS mm.	NOTE
2.3 T5 Eng.B5234T4 (184kW)		3/00-	F		<b>23-0560C</b>			Ø 286,0 Th 26,0-23,0	Vent., (Coated), 15Inch Wheels
		3/00-	F		<b>23-0561C</b>			Ø 305,0 Th 28,0-25,0	Vent., (Coated), 16Inch Wheels
		00-07	F		<b>23-0846</b>			Ø 320,0 Th 28,0-25,0	Vent., 17Inch Wheels
		3/00-	R		<b>23-0562</b>			Ø 288,0 Th 12,0-10,0	
		3/00-6/07	R		<b>53-0478</b>	<b>53-0478K</b>	Luc	177,8x25	Hand Brake
		3/00-6/07	R		<b>53-0479</b>	<b>53-0479K</b>	Luc	177,8x25	Hand Brake
2.4 Eng.B5244S2 (103-125kW)		3/00-6/07	F		<b>22-0309-0</b>		Ate	Th 19,0	
		3/00-6/07	F		<b>22-0314-1</b>		Ate	Th 19,0	17Inch Wheels
		3/00-6/07	R		<b>22-0348-0</b>		Ate	Th 17,5	
		00-	F		<b>23-0560C</b>			Ø 286,0 Th 26,0-23,0	Vent., (Coated), 15Inch Wheels
		00-	F		<b>23-0561C</b>			Ø 305,0 Th 28,0-25,0	Vent., (Coated), 16Inch Wheels
		00-07	F		<b>23-0846</b>			Ø 320,0 Th 28,0-25,0	Vent., 17Inch Wheels
		00-	R		<b>23-0562</b>			Ø 288,0 Th 12,0-10,0	
		3/00-6/07	R		<b>53-0479</b>	<b>53-0479K</b>	Luc	177,8x25	Hand Brake
2.4 AWD (121kW)		3/00-9/03	F		<b>22-0309-0</b>		Ate	Th 19,0	
		3/00-9/03	F		<b>22-0314-1</b>		Ate	Th 19,0	17Inch Wheels
		3/00-9/03	R		<b>22-0348-0</b>		Ate	Th 17,5	
		3/00-9/03	F		<b>23-0560C</b>			Ø 286,0 Th 26,0-23,0	Vent., (Coated), 15Inch Wheels
		3/00-9/03	F		<b>23-0561C</b>			Ø 305,0 Th 28,0-25,0	Vent., (Coated), 16Inch Wheels
		3/00-9/03	R		<b>23-0562</b>			Ø 288,0 Th 12,0-10,0	
2.4 D Eng.D5244T (93kW)		3/00-9/03	R		<b>53-0479</b>	<b>53-0479K</b>	Luc	177,8x25	Hand Brake
		05-07	F		<b>22-0309-0</b>		Ate	Th 19,0	
		05-07	F		<b>22-0314-1</b>		Ate	Th 19,0	17Inch Wheels
		05-07	R		<b>22-0348-0</b>		Ate	Th 17,5	
		05-07	F		<b>23-0560C</b>			Ø 286,0 Th 26,0-23,0	Vent., (Coated), 15Inch Wheels
		05-07	F		<b>23-0561C</b>			Ø 305,0 Th 28,0-25,0	Vent., (Coated), 16Inch Wheels
		05-07	F		<b>23-0846</b>			Ø 320,0 Th 28,0-25,0	Vent., 17Inch Wheels
		05-07	R		<b>23-0562</b>			Ø 288,0 Th 12,0-10,0	
2.4 D Eng.D5244T2 (96kW)		05-07	R		<b>53-0479</b>	<b>53-0479K</b>	Luc	177,8x25	Hand Brake
		01-07	F		<b>22-0309-0</b>		Ate	Th 19,0	
		01-07	F		<b>22-0314-1</b>		Ate	Th 19,0	17Inch Wheels
		01-07	R		<b>22-0348-0</b>		Ate	Th 17,5	
		01-07	F		<b>23-0560C</b>			Ø 286,0 Th 26,0-23,0	Vent., (Coated), 15Inch Wheels
		01-07	F		<b>23-0561C</b>			Ø 305,0 Th 28,0-25,0	Vent., (Coated), 16Inch Wheels
		01-07	F		<b>23-0846</b>			Ø 320,0 Th 28,0-25,0	Vent., 17Inch Wheels
		01-07	R		<b>23-0562</b>			Ø 288,0 Th 12,0-10,0	
2.4 D5, AWD Eng.D5244T (120kW)		01-07	R		<b>53-0479</b>	<b>53-0479K</b>	Luc	177,8x25	Hand Brake
		3/03-6/07	F		<b>22-0309-0</b>		Ate	Th 19,0	
		3/03-6/07	F		<b>22-0314-1</b>		Ate	Th 19,0	17Inch Wheels
		3/03-6/07	R		<b>22-0348-0</b>		Ate	Th 17,5	
		03-	F		<b>23-0560C</b>			Ø 286,0 Th 26,0-23,0	Vent., (Coated), 15Inch Wheels
		03-	F		<b>23-0561C</b>			Ø 305,0 Th 28,0-25,0	Vent., (Coated), 16Inch Wheels
2.4 D5, AWD Eng.D5244T4 (136kW)		03-07	F		<b>23-0846</b>			Ø 320,0 Th 28,0-25,0	Vent., 17Inch Wheels
		03-	R		<b>23-0562</b>			Ø 288,0 Th 12,0-10,0	
		3/03-6/07	R		<b>53-0479</b>	<b>53-0479K</b>	Luc	177,8x25	Hand Brake
		12/05-6/07	F		<b>22-0309-0</b>		Ate	Th 19,0	
		12/05-6/07	F		<b>22-0314-1</b>		Ate	Th 19,0	17Inch Wheels
		12/05-6/07	R		<b>22-0348-0</b>		Ate	Th 17,5	
2.4 T. AWD Eng.B5244T3 (147kW)		05-07	F		<b>23-0846</b>			Ø 320,0 Th 28,0-25,0	Vent., 17Inch Wheels
		05-07	R		<b>23-0562</b>			Ø 288,0 Th 12,0-10,0	
		12/05-6/07	R		<b>53-0479</b>	<b>53-0479K</b>	Luc	177,8x25	Hand Brake
		9/01-6/07	F		<b>22-0309-0</b>		Ate	Th 19,0	
		9/01-6/07	F		<b>22-0314-1</b>		Ate	Th 19,0	17Inch Wheels
		9/01-6/07	R		<b>22-0348-0</b>		Ate	Th 17,5	
2.4 T5 Eng.B5244T5 (191kW)		01-	F		<b>23-0560C</b>			Ø 286,0 Th 26,0-23,0	Vent., (Coated), 15Inch Wheels
		01-	F		<b>23-0561C</b>			Ø 305,0 Th 28,0-25,0	Vent., (Coated), 16Inch Wheels
		01-	R		<b>23-0562</b>			Ø 288,0 Th 12,0-10,0	
		9/01-6/07	R		<b>53-0479</b>	<b>53-0479K</b>	Luc	177,8x25	Hand Brake
		4/04-6/07	F		<b>22-0309-0</b>		Ate	Th 19,0	
		4/04-6/07	F		<b>22-0314-1</b>		Ate	Th 19,0	17Inch Wheels
2.4 T5 Eng.B5244S2 (103-125kW)		4/04-6/07	R		<b>22-0348-0</b>		Ate	Th 17,5	
		04-	F		<b>23-0561C</b>			Ø 305,0 Th 28,0-25,0	Vent., (Coated), 16Inch Wheels
		04-07	F		<b>23-0846</b>			Ø 320,0 Th 28,0-25,0	Vent., 17Inch Wheels
		04-	R		<b>23-0562</b>			Ø 288,0 Th 12,0-10,0	
		4/04-6/07	R		<b>53-0479</b>	<b>53-0479K</b>	Luc	177,8x25	Hand Brake
		2.4, Bifuel Eng.B5244SG (103kW)		9/01-6/07	F		<b>22-0309-0</b>		Ate
9/01-6/07	F				<b>22-0314-1</b>		Ate	Th 19,0	17Inch Wheels



































		Spare Parts	F/R	L/R	METELLI ref.	METELLI ref. w/KIT		DIMENSIONS mm.	NOTE
2.4, Bifuel Eng.B5244SG (103kW)	9/01-6/07		R		22-0348-0		Ate	Th 17,5	
	01-		F		23-0560C			Ø 286,0 Th 26,0-23,0	Vent., (Coated), 15Inch Wheels
	01-		F		23-0561C			Ø 305,0 Th 28,0-25,0	Vent., (Coated), 16Inch Wheels
	01-		R		23-0562			Ø 288,0 Th 12,0-10,0	
	9/01-6/07		R		53-0479	53-0479K	Luc	177,8x25	Bifuel, Hand Brake
2.5 T. AWD R Eng.B5254T4 (221kW)	3/03-6/07		F		22-0314-1		Ate	Th 19,0	17Inch Wheels
	3/03-6/07		F		22-0288-1		Bre	Th 16,0	
	3/03-6/07		R		22-0251-2		Bre	Th 15,0	
	03-		F		23-0560C			Ø 286,0 Th 26,0-23,0	Vent., (Coated), 15Inch Wheels
	03-		F		23-0561C			Ø 305,0 Th 28,0-25,0	Vent., (Coated), 16Inch Wheels
	03-07		F		23-0846			Ø 320,0 Th 28,0-25,0	Vent., 17Inch Wheels
	3/03-6/07		R		53-0479	53-0479K	Luc	177,8x25	Hand Brake
2.5 T., AWD Eng.B5254T2 (154kW)	9/02-6/07		F		22-0309-0		Ate	Th 19,0	
	9/02-6/07		F		22-0314-1		Ate	Th 19,0	17Inch Wheels
	9/02-6/07		R		22-0348-0		Ate	Th 17,5	
	7/02-		F		23-0560C			Ø 286,0 Th 26,0-23,0	Vent., (Coated), 15Inch Wheels
	7/02-		F		23-0561C			Ø 305,0 Th 28,0-25,0	Vent., (Coated), 16Inch Wheels
	02-07		F		23-0846			Ø 320,0 Th 28,0-25,0	Vent., 17Inch Wheels
	7/02-		R		23-0562			Ø 288,0 Th 12,0-10,0	
	9/02-6/07		R		53-0479	53-0479K	Luc	177,8x25	Hand Brake
	2.5 TDi Eng.D5252T (103kW)	3/00-6/07		F		22-0309-0		Ate	Th 19,0
3/00-6/07			F		22-0314-1		Ate	Th 19,0	17Inch Wheels
-02			R		22-0348-0		Ate	Th 17,5	
00-			F		23-0560C			Ø 286,0 Th 26,0-23,0	Vent., (Coated), 15Inch Wheels
00-			F		23-0561C			Ø 305,0 Th 28,0-25,0	Vent., (Coated), 16Inch Wheels
00-07			F		23-0846			Ø 320,0 Th 28,0-25,0	Vent., 17Inch Wheels
00-			R		23-0562			Ø 288,0 Th 12,0-10,0	
3/00-6/07			R		53-0479	53-0479K	Luc	177,8x25	Hand Brake
<b>V70 III SW 7/07-</b>									
2.0 Eng.B4204S3 (107kW)	6/08-		F		22-0675-0		Ate	Th 20,0	
	6/08-		R		22-0676-0		Gir	Th 17,0	
	08-		F		23-0896			Ø 300,0 Th 28,0-26,0	Vent., 16Inch Wheels
	6/08-		R		53-0479	53-0479K	Luc	177,8x25	Hand Brake
2.0 D 20v Eng.D4204T (100kW)	12/07-		F		22-0675-0		Ate	Th 20,0	
	12/07-		R		22-0676-0		Gir	Th 17,0	
	07-		F		23-0896			Ø 300,0 Th 28,0-26,0	Vent., 16Inch Wheels
12/07-		R		53-0479	53-0479K	Luc	177,8x25	Hand Brake	
2.4 D (129kW)	7/09-		R		53-0479	53-0479K	Luc	177,8x25	Hand Brake
2.4 D5 (151kW)	7/09-		R		53-0479	53-0479K	Luc	177,8x25	Hand Brake
2.4 D5 Eng.D5244T4 (136kW)	07-		F		22-0599-1		Ate	Th 19,0	
	07-		R		22-0676-0		Gir	Th 17,0	
	07-		F		23-0896			Ø 300,0 Th 28,0-26,0	Vent., 16Inch Wheels
	7/07-		R		53-0479	53-0479K	Luc	177,8x25	Hand Brake
2.4 D5 Eng.D5244T5 (120kW)	07-		F		22-0599-1		Ate	Th 19,0	
	07-		R		22-0676-0		Gir	Th 17,0	
	07-		F		23-0896			Ø 300,0 Th 28,0-26,0	Vent., 16Inch Wheels
	7/07-		R		53-0479	53-0479K	Luc	177,8x25	Hand Brake
2.5 (170kW)	7/09-		R		53-0479	53-0479K	Luc	177,8x25	Hand Brake
2.5 T. Eng.B5254T6 (147kW)	07-		F		22-0599-1		Ate	Th 19,0	
	1/07-		R		22-0676-0		Gir	Th 17,0	
	07-		F		23-0896			Ø 300,0 Th 28,0-26,0	Vent., 16Inch Wheels
	1/07-		R		53-0479	53-0479K	Luc	177,8x25	Hand Brake
3.0 T6 Eng.B6304T (210kW)	7/07-		F		22-0599-1		Ate	Th 19,0	
	7/07-		R		22-0676-0		Gir	Th 17,0	
	07-		F		23-0896			Ø 300,0 Th 28,0-26,0	Vent., 16Inch Wheels
	7/07-		R		53-0479	53-0479K	Luc	177,8x25	Hand Brake
3.2 (251kW)	7/07-		F		22-0599-1		Ate	Th 19,0	
	7/07-		R		22-0676-0		Gir	Th 17,0	
	7/07-		R		53-0479	53-0479K	Luc	177,8x25	Hand Brake
3.2 Eng.B6324S (175kW)	7/07-		F		22-0599-1		Ate	Th 19,0	
	12/07-		R		22-0676-0		Gir	Th 17,0	
	07-		F		23-0896			Ø 300,0 Th 28,0-26,0	Vent., 16Inch Wheels
	12/07-		R		53-0479	53-0479K	Luc	177,8x25	Hand Brake
<b>V90 SW 1/97-12/98</b>									
2.9 Eng.B6304G (150kW)	1/97-12/98		F		22-0132-0		Gir	Th 18,0	
	1/97-12/98		R		22-0131-0		Gir	Th 13,0	
	97-12/98		F		23-0375			Ø 280,0 Th 26,0-23,0	Vent.



























































		Spare Parts	F/R	L/R	METELLI ref.	METELLI ref. w/KIT		DIMENSIONS mm.	NOTE
2.9 Eng.B6304G (150kW)	1/97-12/98		R		53-0473	53-0473K	Luc	160,0x25	Hand Brake
2.9 Eng.B6304S2 (132kW)	1/97-12/98		F		22-0132-0		Gir	Th 18,0	
	1/97-12/98		R		22-0131-0		Gir	Th 13,0	
	97-12/98		F		23-0375			Ø 280,0 Th 26,0-23,0	Vent.
	1/97-12/98		R		53-0473	53-0473K	Luc	160,0x25	Hand Brake
<b>XC60 7/08-</b>									
2.4 D Eng.D5244T5 (120kW)	08-		R		22-0676-0		Gir	Th 17,0	
2.4 D5 Eng.D5244T4 (136kW)	08-		R		22-0676-0		Gir	Th 17,0	
3.0 T6 Eng.B6304T (210kW)	08-		R		22-0676-0		Gir	Th 17,0	
<b>XC70 I Cross Country 9/00-6/07</b>									
2.4 D5 AWD Eng.D5244T (120kW)	9/02-		F		22-0309-0		Ate	Th 19,0	
	9/02-		R		22-0348-0		Ate	Th 17,5	
	9/02-		F		23-0560C			Ø 286,0 Th 26,0-23,0	Vent., (Coated), 15Inch Wheels
	9/02-		F		23-0561C			Ø 305,0 Th 28,0-25,0	Vent., (Coated), 16Inch Wheels
	9/02-		F		23-0846			Ø 320,0 Th 28,0-25,0	Vent., 17Inch Wheels
	9/02-		R		23-0562			Ø 288,0 Th 12,0-10,0	
	9/02-6/07		R		53-0479	53-0479K	Luc	177,8x25	Hand Brake
2.4 D5 AWD Eng.D5244T4 (136kW)	05-07		F		22-0309-0		Ate	Th 19,0	
	05-07		R		22-0348-0		Ate	Th 17,5	
	05-07		F		23-0560C			Ø 286,0 Th 26,0-23,0	Vent., (Coated), 15Inch Wheels
	05-07		F		23-0561C			Ø 305,0 Th 28,0-25,0	Vent., (Coated), 16Inch Wheels
	05-07		F		23-0846			Ø 320,0 Th 28,0-25,0	Vent., 17Inch Wheels
	05-07		R		23-0562			Ø 288,0 Th 12,0-10,0	
	05-07		R		53-0479	53-0479K	Luc	177,8x25	Hand Brake
2.4 T. AWD Eng.B5244T3 (147kW)	9/00-9/02		F		22-0309-0		Ate	Th 19,0	
	9/00-9/02		R		22-0348-0		Ate	Th 17,5	
	00-02		F		23-0560C			Ø 286,0 Th 26,0-23,0	Vent., (Coated), 15Inch Wheels
	00-02		F		23-0561C			Ø 305,0 Th 28,0-25,0	Vent., (Coated), 16Inch Wheels
	00-02		F		23-0846			Ø 320,0 Th 28,0-25,0	Vent., 17Inch Wheels
	00-02		R		23-0562			Ø 288,0 Th 12,0-10,0	
	9/00-9/02		R		53-0479	53-0479K	Luc	177,8x25	Hand Brake
2.5 T. AWD Eng.B5254T2 (154kW)	9/02-		F		22-0309-0		Ate	Th 19,0	
	9/02-		R		22-0348-0		Ate	Th 17,5	
	9/02-		F		23-0560C			Ø 286,0 Th 26,0-23,0	Vent., (Coated), 15Inch Wheels
	9/02-		F		23-0561C			Ø 305,0 Th 28,0-25,0	Vent., (Coated), 16Inch Wheels
	9/02-		F		23-0846			Ø 320,0 Th 28,0-25,0	Vent., 17Inch Wheels
	9/02-		R		23-0562			Ø 288,0 Th 12,0-10,0	
	9/02-6/07		R		53-0479	53-0479K	Luc	177,8x25	Hand Brake
<b>XC70 II Cross Country 7/07-</b>									
2.4 D Eng.D5244T5 (120kW)	07-		F		22-0599-1		Ate	Th 19,0	17Inch Wheels
	07-		F		22-0675-0		Ate	Th 20,0	16Inch Wheels
	07-		R		22-0676-0		Gir	Th 17,0	
	07-		F		23-0896			Ø 300,0 Th 28,0-26,0	Vent., 16Inch Wheels
	8/07-		R		53-0479	53-0479K	Luc	177,8x25	Hand Brake
2.4 D5 Eng.D5244T4 (136kW)	07-		F		22-0599-1		Ate	Th 19,0	
	07-		R		22-0676-0		Gir	Th 17,0	
	07-		F		23-0896			Ø 300,0 Th 28,0-26,0	Vent., 16Inch Wheels
	07-		R		53-0479	53-0479K	Luc	177,8x25	Hand Brake
3.0 T6 Eng.B6304T (210kW)	09-		F		22-0599-1		Ate	Th 19,0	
	09-		R		22-0676-0		Gir	Th 17,0	
	09-		F		23-0896			Ø 300,0 Th 28,0-26,0	Vent., 16Inch Wheels
3.2 Eng.B6324S (175kW)	7/07-		F		22-0599-1		Ate	Th 19,0	
	7/07-		R		22-0676-0		Gir	Th 17,0	
	07-		F		23-0896			Ø 300,0 Th 28,0-26,0	Vent., 16Inch Wheels
	7/07-		R		53-0479	53-0479K	Luc	177,8x25	Hand Brake
<b>XC90 10/02-</b>									
2.4 D5 Eng.D5244T (120kW)	10/02-		F		22-0599-0		Ate	Th 19,5	17Inch Wheels
	10/02-		R		22-0688-0		Ate	Th 18,5	
	02-		F		23-0847C			Ø 316,0 Th 28,0-25,0	Vent., (Coated), 16Inch Wheels
	02-		F		23-0974			Ø 336,0 Th 30,0-27,0	Vent., 17Inch Wheels
	9/02-		R		23-0562			Ø 288,0 Th 12,0-10,0	
10/02-		R		53-0479	53-0479K	Luc	177,8x25	Hand Brake	
2.4 D5 AWD Eng.D5244T4 (136kW)	10/05-		F		22-0599-0		Ate	Th 19,5	17Inch Wheels
	10/05-		R		22-0688-0		Ate	Th 18,5	
	05-		F		23-0847C			Ø 316,0 Th 28,0-25,0	Vent., (Coated), 16Inch Wheels
	05-		F		23-0974			Ø 336,0 Th 30,0-27,0	Vent., 17Inch Wheels
	10/05-		R		53-0479	53-0479K	Luc	177,8x25	Hand Brake


















			Spare Parts	F/R	L/R	METELLI ref.	METELLI ref. w/KIT		DIMENSIONS mm.	NOTE
2.5 T. Eng.B5254T2 (154kW)		10/02-	F			22-0599-0		Ate	Th 19,5	17Inch Wheels
			R			22-0688-0		Ate	Th 18,5	
			F			23-0847C			Ø 316,0 Th 28,0-25,0	Vent., (Coated), 16Inch Wheels
			F			23-0974			Ø 336,0 Th 30,0-27,0	Vent., 17Inch Wheels
			R			53-0479	53-0479K	Luc	177,8x25	Hand Brake
3.0 T6 Eng.B6294T (200kW)		10/02-	F			22-0599-0		Ate	Th 19,5	
			R			22-0688-0		Ate	Th 18,5	
			F			23-0847C			Ø 316,0 Th 28,0-25,0	Vent., (Coated), 16Inch Wheels
			F			23-0974			Ø 336,0 Th 30,0-27,0	Vent., 17Inch Wheels
			R			53-0479	53-0479K	Luc	177,8x25	Hand Brake
3.2 AWD Eng.B6324S (175kW)		12/06-	F			22-0599-0		Ate	Th 19,5	
			R			22-0688-0		Ate	Th 18,5	
			F			23-0847C			Ø 316,0 Th 28,0-25,0	Vent., (Coated)
			F			23-0974			Ø 336,0 Th 30,0-27,0	Vent., 17Inch Wheels
			R			53-0479	53-0479K	Luc	177,8x25	Hand Brake
4.4 V8 Eng.B8444S (232kW)		1/05-	F			22-0599-0		Ate	Th 19,5	
			R			22-0688-0		Ate	Th 18,5	
			F			23-0847C			Ø 316,0 Th 28,0-25,0	Vent., (Coated), 16Inch Wheels
			F			23-0974			Ø 336,0 Th 30,0-27,0	Vent., 17Inch Wheels
			R			53-0479	53-0479K	Luc	177,8x25	Hand Brake







































## VOLVO TRUCK













<b>B 12 1/92-</b>										
B 12 Eng.D12A420 (309kW)	1/92-		F			22-0589-0		Mer	Th 28,0	
B 12 Eng.TD 122 FH (262kW)	1/92-12/94		F			22-0589-0		Mer	Th 28,0	
B 12 Eng.TD 122 FL (291-298kW)	1/92-12/94		F			22-0589-0		Mer	Th 28,0	
B 12 Eng.TD 123 ES (291-298kW)	1/92-12/94		F			22-0589-0		Mer	Th 28,0	
<b>FE 5/06-</b>										
240-18 Eng.D7E240 (177kW)	5/06-		F/R			22-0809-0		Mer	Th 29,0	
240-22 Eng.D7E240 (177kW)	5/06-		F/R			22-0809-0		Mer	Th 29,0	
240-26 Eng.D7E240 (177kW)	5/06-		F/R			22-0809-0		Mer	Th 29,0	
280-18 Eng.D7E280 (206kW)	5/06-		F/R			22-0809-0		Mer	Th 29,0	
280-22 Eng.D7E280 (206kW)	5/06-		F/R			22-0809-0		Mer	Th 29,0	
280-26 Eng.D7E280 (206kW)	5/06-		F/R			22-0809-0		Mer	Th 29,0	
320-18 Eng.D7E320 (235kW)	5/06-		F/R			22-0809-0		Mer	Th 29,0	
320-22 Eng.D7E320 (235kW)	5/06-		F/R			22-0809-0		Mer	Th 29,0	
320-26 Eng.D7E320 (235kW)	5/06-		F/R			22-0809-0		Mer	Th 29,0	
<b>FH 5/05-</b>										
400 Eng.D13A400 (294kW)	9/05-		F/R			22-0809-0		Mer	Th 29,0	
440 Eng.D13A440 (324kW)	9/05-		F/R			22-0809-0		Mer	Th 29,0	
480 Eng.D13A480 (353kW)	9/05-		F/R			22-0809-0		Mer	Th 29,0	
520 Eng.D13A520 (382kW)	11/05-		F/R			22-0809-0		Mer	Th 29,0	
<b>FH 12 9/01-</b>										
340 Eng.D12A340 (250kW)	8/93-		F/R			22-0593-0		Mer	Th 29,0	
340 Eng.D12C340 (250kW)	8/98-		F/R			22-0593-0		Mer	Th 29,0	
340 Eng.D12D340 (250kW)	9/01-		F/R			22-0593-0		Mer	Th 29,0	
380 Eng.D12A380 (279kW)	8/93-		F/R			22-0593-0		Mer	Th 29,0	
380 Eng.D12C380 (279kW)	8/98-		F/R			22-0593-0		Mer	Th 29,0	
380 Eng.D12D380 (279kW)	9/01-		F/R			22-0593-0		Mer	Th 29,0	
420 Eng.D12A420 (309kW)	1/95-		F/R			22-0593-0		Mer	Th 29,0	
420 Eng.D12C420 (309kW)	8/98-		F/R			22-0593-0		Mer	Th 29,0	
420 Eng.D12D420 (309kW)	9/01-		F/R			22-0593-0		Mer	Th 29,0	
460 Eng.D12C460 (338kW)	8/98-		F/R			22-0593-0		Mer	Th 29,0	
460 Eng.D12D460 (338kW)	9/01-		F/R			22-0593-0		Mer	Th 29,0	
500 Eng.D12D500 (368kW)	9/01-		F/R			22-0593-0		Mer	Th 29,0	
<b>FH 16 8/93-</b>										
520 Eng.D16A520 (382kW)	8/93-12/02		F/R			22-0593-0		Mer	Th 29,0	
520 Eng.D16B520 (382kW)	8/98-		F/R			22-0593-0		Mer	Th 29,0	
540 Eng.D16E540 (396-404kW)	1/03-		F/R			22-0809-0		Mer	Th 29,0	
550 Eng.D16C550 (396-404kW)	1/03-		F/R			22-0593-0		Mer	Th 29,0	
580 Eng.D16E580 (426kW)	1/03-		F/R			22-0809-0		Mer	Th 29,0	
610 Eng.D16C610 (449kW)	1/03-		F/R			22-0593-0		Mer	Th 29,0	
660 Eng.D16E660 (485kW)	9/06-		F/R			22-0809-0		Mer	Th 29,0	
<b>FL 4 2/86-10/89</b>										
408 Eng.TD 41 G (82-91kW)	2/86-10/89		F/R			22-0270-0	22-0270-0K	Gir	Th 22,0	

		Spare Parts	F/R	L/R	METELLI ref.	METELLI ref. w/KIT		DIMENSIONS mm.	NOTE
<b>FL 6 9/85-3/00</b>									
608 Eng.D6A180 (126-132kW)	1/91-12/99		F/R		22-0270-0	22-0270-0K	Gir	Th 22,0	
608 Eng.D6A210 (154kW)	1/93-12/94		F/R		22-0270-0	22-0270-0K	Gir	Th 22,0	
608 Eng.TD 61 G (108-112kW)	10/85-11/94		F/R		22-0270-0	22-0270-0K	Gir	Th 22,0	
608 Eng.TD 63 E (126-132kW)	11/91-12/94		F/R		22-0270-0	22-0270-0K	Gir	Th 22,0	
608 Eng.TD 63 ES (154kW)	1/93-12/94		F/R		22-0270-0	22-0270-0K	Gir	Th 22,0	
610 Eng.TD 61 G (112kW)	9/85-11/94		F/R		22-0270-0	22-0270-0K	Gir	Th 22,0	
611 Eng.D6A180 (126-132kW)	1/90-12/94		F/R		22-0270-0	22-0270-0K	Gir	Th 22,0	
611 Eng.D6A210 (154kW)	12/94-12/94		F/R		22-0270-0	22-0270-0K	Gir	Th 22,0	
611 Eng.TD 61 G (108-112-126-132kW)	9/85-11/94		F/R		22-0270-0	22-0270-0K	Gir	Th 22,0	
611 Eng.TD 63 E (126-132kW)	11/91-12/94		F/R		22-0270-0	22-0270-0K	Gir	Th 22,0	
611 Eng.TD 63 ES (154kW)	12/94-12/94		F/R		22-0270-0	22-0270-0K	Gir	Th 22,0	
612 Eng.D6A180 (131-132kW)	1/90-12/94		F/R		22-0270-0	22-0270-0K	Gir	Th 22,0	
612 Eng.D6A180 (132kW)	1/90-12/94		F/R		22-0270-0	22-0270-0K	Gir	Th 22,0	
612 Eng.D6A210 (154kW)	11/91-12/94		F/R		22-0270-0	22-0270-0K	Gir	Th 22,0	
612 Eng.D6A230 (169kW)	12/95-12/99		F/R		22-0270-0	22-0270-0K	Gir	Th 22,0	
612 Eng.D6A250 (184kW)	12/95-12/99		F/R		22-0270-0	22-0270-0K	Gir	Th 22,0	
612 Eng.TD 61 G (131-132kW)	1/90-11/94		F/R		22-0270-0	22-0270-0K	Gir	Th 22,0	
612 Eng.TD 61 G (132kW)	9/85-11/94		F/R		22-0270-0	22-0270-0K	Gir	Th 22,0	
612 Eng.TD 63 E (131-132kW)	11/91-12/94		F/R		22-0270-0	22-0270-0K	Gir	Th 22,0	
612 Eng.TD 63 ES (154kW)	11/91-12/94		F/R		22-0270-0	22-0270-0K	Gir	Th 22,0	
614 Eng.D6A180 (131-132kW)	1/90-12/94		F/R		22-0270-0	22-0270-0K	Gir	Th 22,0	
614 Eng.D6A180 (132kW)	12/95-3/00		F/R		22-0270-0	22-0270-0K	Gir	Th 22,0	
614 Eng.D6A210 (150-154kW)	10/85-12/94		F/R		22-0270-0	22-0270-0K	Gir	Th 22,0	
614 Eng.D6A210 (154kW)	12/95-3/00		F/R		22-0270-0	22-0270-0K	Gir	Th 22,0	
614 Eng.D6A230 (169kW)	12/95-3/00		F/R		22-0270-0	22-0270-0K	Gir	Th 22,0	
614 Eng.D6A250 (184kW)	12/95-3/00		F/R		22-0270-0	22-0270-0K	Gir	Th 22,0	
614 Eng.TD 61 F (150-154kW)	9/85-11/94		F/R		22-0270-0	22-0270-0K	Gir	Th 22,0	
614 Eng.TD 61 G (131-132kW)	9/85-11/94		F/R		22-0270-0	22-0270-0K	Gir	Th 22,0	
614 Eng.TD 63 E (131-132kW)	11/91-12/94		F/R		22-0270-0	22-0270-0K	Gir	Th 22,0	
614 Eng.TD 63 ES (150-154kW)	11/91-12/94		F/R		22-0270-0	22-0270-0K	Gir	Th 22,0	
<b>FL I 3/00-5/06</b>									
180-10 Eng.D6B (132kW)	3/00-		F/R		22-0591-0		Mer	Th 29,0	17,5Inch Wheels
	3/00-		F/R		22-0592-0		Mer	Th 29,0	19,5Inch Wheels
180-12 Eng.D6B (132kW)	3/00-		F/R		22-0591-0		Mer	Th 29,0	17,5Inch Wheels
	3/00-		F/R		22-0592-0		Mer	Th 29,0	19,5Inch Wheels
180-7,5 Eng.D6B (132kW)	3/00-		F/R		22-0591-0		Mer	Th 29,0	
220-11 Eng.D6B (162kW)	3/00-		F/R		22-0592-0		Mer	Th 29,0	19,5Inch Wheels
	3/00-		F/R		22-0593-0		Mer	Th 29,0	22,5Inch Wheels
220-12 Eng.D6B (162kW)	3/00-		F/R		22-0592-0		Mer	Th 29,0	19,5Inch Wheels
	3/00-		F/R		22-0593-0		Mer	Th 29,0	22,5Inch Wheels
250-11 Eng.D6B (184kW)	3/00-		F/R		22-0592-0		Mer	Th 29,0	19,5Inch Wheels
	3/00-		F/R		22-0593-0		Mer	Th 29,0	22,5Inch Wheels
250-12 Eng.D6B (184kW)	3/00-		F/R		22-0592-0		Mer	Th 29,0	19,5Inch Wheels
	3/00-		F/R		22-0593-0		Mer	Th 29,0	22,5Inch Wheels
250-15 Eng.D6B (184kW)	3/00-		F/R		22-0593-0		Mer	Th 29,0	
250-17 Eng.D6B (184kW)	3/00-		F/R		22-0593-0		Mer	Th 29,0	
250-18 Eng.D6B (184kW)	3/00-		F/R		22-0593-0		Mer	Th 29,0	
<b>FL II 5/06-</b>									
240-12 Eng.D7E240 (177kW)	5/06-		F/R		22-0808-0		Mer	Th 29,0	
240-15 Eng.D7E240 (177kW)	5/06-		F/R		22-0808-0		Mer	Th 29,0	
240-16 Eng.D7E240 (177kW)	5/06-		F/R		22-0808-0		Mer	Th 29,0	
240-18 Eng.D7E240 (177kW)	5/06-		F/R		22-0808-0		Mer	Th 29,0	
280-12 Eng.D7E280 (206kW)	5/06-		F/R		22-0808-0		Mer	Th 29,0	
280-15 Eng.D7E280 (206kW)	5/06-		F/R		22-0808-0		Mer	Th 29,0	
280-16 Eng.D7E280 (206kW)	5/06-		F/R		22-0808-0		Mer	Th 29,0	
280-18 Eng.D7E280 (206kW)	5/06-		F/R		22-0808-0		Mer	Th 29,0	
<b>FM 9/05-</b>									
300 Eng.D9B300 (221kW)	9/05-		F/R		22-0809-0		Mer	Th 29,0	
340 Eng.D9B340 (250kW)	9/05-		F/R		22-0809-0		Mer	Th 29,0	
380 Eng.D9B380 (280kW)	9/05-		F/R		22-0809-0		Mer	Th 29,0	
400 Eng.D13A400 (294kW)	9/05-		F/R		22-0809-0		Mer	Th 29,0	
400 Eng.D13B400 (294kW)	9/07-		F/R		22-0809-0		Mer	Th 29,0	
440 Eng.D13A440 (324kW)	9/05-		F/R		22-0809-0		Mer	Th 29,0	
440 Eng.D13B440 (324kW)	9/07-		F/R		22-0809-0		Mer	Th 29,0	

		Spare Parts	F/R	L/R	METELLI ref.	METELLI ref. w/KIT		DIMENSIONS mm.	NOTE
480 Eng.D13A480 (353kW)	9/05-		F/R		<b>22-0809-0</b>		Mer	Th 29,0	
<b>FM 12 8/98-9/05</b>									
340 Eng.D12C340 (250kW)	8/98-9/05		F/R		<b>22-0593-0</b>		Mer	Th 29,0	
340 Eng.D12D340 (250kW)	9/01-9/05		F/R		<b>22-0593-0</b>		Mer	Th 29,0	
380 Eng.D12C380 (279kW)	8/98-9/05		F/R		<b>22-0593-0</b>		Mer	Th 29,0	
380 Eng.D12D380 (279kW)	9/01-9/05		F/R		<b>22-0593-0</b>		Mer	Th 29,0	
420 Eng.D12C420 (309kW)	8/98-9/05		F/R		<b>22-0593-0</b>		Mer	Th 29,0	
420 Eng.D12D420 (309kW)	9/01-9/05		F/R		<b>22-0593-0</b>		Mer	Th 29,0	
460 Eng.D12C460 (338kW)	8/98-9/05		F/R		<b>22-0593-0</b>		Mer	Th 29,0	
<b>FM 9 12/01-9/05</b>									
260 Eng.D9A260 (191kW)	12/01-9/05		F/R		<b>22-0593-0</b>		Mer	Th 29,0	
300 Eng.D9A300 (221kW)	12/01-9/05		F/R		<b>22-0593-0</b>		Mer	Th 29,0	
340 Eng.D9A340 (250kW)	12/01-9/05		F/R		<b>22-0593-0</b>		Mer	Th 29,0	
380 Eng.D9A380 (279kW)	12/01-9/05		F/R		<b>22-0593-0</b>		Mer	Th 29,0	

## ZASTAVA

<b>10 1/06-</b>									
1.2 (44kW)	1/06-		F		<b>22-0159-1</b>		Bdx	Th 17,0	
<b>101 (1100) 6/73-12/93</b>									
1.1 Eng.128A.000 (37kW)	75-80		F		<b>23-0014</b>			Ø 227,0 Th 11,0-9,0	
	12/75-1/80		R		<b>53-0063</b>		Fiat	185,0x31	Fitted Adjuster, Hand Brake
	75-80		R		<b>18-0032</b>			Ø 185,0	
1.1 Eng.128A.000 (40kW)	73-90		F		<b>23-0014</b>			Ø 227,0 Th 11,0-9,0	
	6/73-1/90		R		<b>53-0063</b>		Fiat	185,0x31	Fitted Adjuster, Hand Brake
	73-90		R		<b>18-0032</b>			Ø 185,0	
1.1 Eng.128A.064 (41kW)	75-93		F		<b>23-0014</b>			Ø 227,0 Th 11,0-9,0	
	5/75-12/93		R		<b>53-0063</b>		Fiat	185,0x31	Fitted Adjuster, Hand Brake
	75-93		R		<b>18-0032</b>			Ø 185,0	
1.1 Super Eng.128AC.5000 (47kW)	79-81		F		<b>23-0014</b>			Ø 227,0 Th 11,0-9,0	
	7/79-9/81		R		<b>53-0063</b>		Fiat	185,0x31	Fitted Adjuster, Hand Brake
	79-81		R		<b>18-0032</b>			Ø 185,0	
1.3 Eng.128A.6064 (48kW)	10/81-12/93		R		<b>53-0063</b>		Fiat	185,0x31	Fitted Adjuster, Hand Brake
	81-93		R		<b>18-0032</b>			Ø 185,0	
<b>125 1/69-1/82</b>									
1.6 (62kW)	69-82		F/R		<b>23-0014</b>			Ø 227,0 Th 11,0-9,0	
<b>1300 - 1500 1/78-1/87</b>									
All models	1/78-1/87		R		<b>53-0063</b>		Fiat	185,0x31	Fitted Adjuster, Hand Brake
<b>311 Van 1/83-1/93</b>									
All models	83-93		R		<b>18-0032</b>			Ø 185,0	
<b>750 Old Type -1/82</b>									
All models	-82		R		<b>18-0004</b>			Ø 185,0	
<b>Contact 1/78-1/83</b>									
1.1 Super	3/78-83		R		<b>18-0032</b>			Ø 185,0	
<b>Koral 1/90-</b>									
1.2	90-		R		<b>18-0032</b>			Ø 185,0	
<b>Nogaro 1/80-1/83</b>									
1.3	80-83		R		<b>18-0032</b>			Ø 185,0	
<b>Sana 1/89-</b>									
All models	1/89-		F		<b>22-0059-1</b>		Gir	Th 17,0	
	89-		R		<b>18-0008</b>			Ø 180,0	
<b>Tempo 1/91-1/92</b>									
All models	1/91-1/92		R		<b>53-0063</b>		Fiat	185,0x31	Fitted Adjuster, Hand Brake
	91-92		R		<b>18-0003</b>			Ø 185,0	
<b>Yugo 45/55/65 4/80-6/95</b>									
0.9 Eng.100GL/ 064 (33kW)	4/80-6/92		F		<b>22-0001-0</b>		Bdx	Th 17,5	
	2/83-92		F		<b>23-0014</b>			Ø 227,0 Th 11,0-9,0	
	4/80-6/92		R		<b>53-0063</b>		Fiat	185,0x31	Fitted Adjuster, Hand Brake
	80-92		R		<b>18-0032</b>			Ø 185,0	
1.1 Eng.128A.000 (41kW)	1/80-		F		<b>22-0001-0</b>		Bdx	Th 17,5	
	1/80-6/95		R		<b>53-0063</b>		Fiat	185,0x31	Fitted Adjuster, Hand Brake
1.1 60 EFI Eng.11E1.064 (44kW)	91-95		F		<b>23-0014</b>			Ø 227,0 Th 11,0-9,0	
	8/91-6/95		R		<b>53-0066</b>	<b>53-0066J</b>	Bdx	180,0x32	Hand Brake
	91-95		R		<b>18-0032</b>			Ø 185,0	
1.3 65 EFI Eng.13E1.064 (48kW)	8/91-6/95		F		<b>22-0059-1</b>		Gir	Th 17,0	
	91-95		F		<b>23-0014</b>			Ø 227,0 Th 11,0-9,0	
	8/91-6/95		R		<b>53-0066</b>	<b>53-0066J</b>	Bdx	180,0x32	Hand Brake
	8/91-6/95		R		<b>53-0063</b>		Fiat	185,0x31	Fitted Adjuster, Hand Brake

		Spare Parts	F/R	L/R	METELLI ref.	METELLI ref. w/KIT		DIMENSIONS mm.	NOTE
1.3 65 EFI Eng.13E1.064 (48kW)	91-95		R		18-0032			Ø 185,0	
<b>Yugo 750 1/82-</b>									
All models	82-		R		18-0032			Ø 185,0	
<b>Yugo Florida 10/88-</b>									
1.1 Eng.128A.000 (44kW)	89-		R		18-0032			Ø 185,0	
1.3 Eng.13E3.064 (50kW)	3/91-		F		22-0059-1		Gir	Th 17,0	
	3/91-		R		53-0066	53-0066J	Bdx	180,0x32	Hand Brake
	91-		R		18-0032			Ø 185,0	
1.4 Eng.160A1.000 (52kW)	10/88-6/95		F		22-0059-1		Gir	Th 17,0	
	88-95		R		18-0032			Ø 185,0	
1.6 (62kW)	8/89-6/95		F		22-0059-1		Gir	Th 17,0	

Ad. OE	METELLI ref.	Ad. OE	METELLI ref.	Ad. OE	METELLI ref.	Ad. OE	METELLI ref.	Ad. OE	METELLI ref.
<b>ACURA</b>		60514881	<b>23-0202</b>	60801390	<b>23-0193</b>	795319	<b>53-0272</b>	<b>ALPINA</b>	
		60516551	<b>53-0011</b>	60801722	<b>23-0183</b>	82433860	<b>23-0184</b>		
		60516944	<b>53-0011</b>	60801751	<b>23-0240</b>	82480447	<b>23-0409C</b>		
43053-S47-E50	<b>53-0159</b>	60520463	<b>53-0011</b>	60801753	<b>23-0193</b>	82488240	<b>23-0410C</b>	34 21 1 120 867	<b>53-0013</b>
43053-SED-E50	<b>53-0159</b>	60522092	<b>23-0158</b>	60801754	<b>23-0184</b>	96609633	<b>23-0106</b>	34 21 1 120 868	<b>53-0013</b>
43053-SJF-E00	<b>53-0159</b>	60524662	<b>18-0033</b>	60801755	<b>23-0193</b>	9851050	<b>22-0288-0</b>	34 21 1 120 870	<b>53-0013</b>
43154-SX0-000	<b>53-0159</b>	60526121	<b>23-0011</b>	60801786	<b>23-0368</b>	9944814	<b>22-0074-1</b>	34 41 1 121 512	<b>53-0013</b>
43154-SX0-003	<b>53-0159</b>	60533595	<b>23-0160</b>	60801787	<b>23-0368</b>	9945629	<b>22-0048-0</b>	34 41 1 155 523	<b>53-0013</b>
45251-SP0-000	<b>23-0503</b>	60533706	<b>23-0081</b>	60805117	<b>23-0232</b>	9945815	<b>22-0072-0</b>	34 41 1 159 468	<b>53-0013</b>
		60533971	<b>23-0159</b>	60805172	<b>23-0240</b>	9945816	<b>22-0072-0</b>		
		60569386	<b>23-0183</b>	60806135	<b>23-0369</b>	9945823	<b>22-0064-0</b>		
<b>AIXAM</b>		60571548	<b>23-0183</b>	60806137	<b>23-0231</b>	9946568	<b>22-0113-0</b>	<b>ARO INTREPRINDEREA</b>	
		60576335	<b>23-0232</b>	60807625	<b>23-0240</b>	9946750	<b>22-0072-1</b>		
		60576811	<b>23-0367</b>	60808872	<b>23-0179</b>	9947156	<b>22-0083-0</b>		
181028L	<b>53-0053</b>	60578920	<b>23-0388</b>	60810025	<b>18-0035</b>	9947482	<b>22-0030-1</b>	77 00 502 515	<b>23-0026</b>
		60606170	<b>23-0387</b>	60810038	<b>53-0067</b>	9947776	<b>22-0082-1</b>	7797112218	<b>53-0340</b>
		60621051	<b>23-0367</b>	60810076	<b>23-0231</b>	9947935	<b>22-0083-0</b>		
<b>ALFA ROMEO</b>		60622077	<b>23-0183</b>	60810227	<b>23-0184</b>	9947936	<b>22-0220-0</b>		
		60629865	<b>23-0506C</b>	60810239	<b>22-0030-1</b>	9948030	<b>22-0288-0</b>		
		60653478	<b>23-0183</b>	60810404	<b>23-0369</b>	9948092	<b>22-0083-1</b>	<b>ASIA MOTOR</b>	
102004	<b>23-0012</b>	60653479	<b>23-0368</b>	60811256	<b>23-0231</b>	9948095	<b>22-0083-0</b>		
102004	<b>23-0325</b>	60653487	<b>23-0472</b>	60811266	<b>23-0231</b>	9948334	<b>22-0083-0</b>	182326310B	<b>53-0199</b>
102885	<b>23-0012</b>	60658565	<b>23-0183</b>	60811879	<b>23-0232</b>	9948335	<b>22-0220-0</b>	885426310	<b>53-0199</b>
102885	<b>23-0325</b>	60658566	<b>23-0368</b>	60811890	<b>23-0298</b>	9948338	<b>22-0324-1</b>	885449230	<b>53-0199</b>
105142205230	<b>22-0003-0</b>	60658567	<b>23-0472</b>	60812067	<b>23-0298</b>	9948377	<b>22-0220-0</b>	NC21263100	<b>53-0202</b>
105143000000	<b>53-0011</b>	60701786	<b>23-0011</b>	60812137	<b>23-0407</b>	9948476	<b>22-0083-0</b>	RB913311261	<b>22-0377-0</b>
108319	<b>23-0012</b>	60702072	<b>23-0159</b>	60812422	<b>23-0369</b>	9948577	<b>22-0113-0</b>		
108319	<b>23-0325</b>	60702446	<b>23-0081</b>	60812685	<b>23-0240</b>	9948845	<b>22-0083-2</b>		
115105	<b>23-0106</b>	60703115	<b>23-0160</b>	60813016	<b>18-0037</b>	9948887	<b>22-0220-1</b>	<b>AUDI</b>	
116002201400	<b>23-0008</b>	60703170	<b>23-0009</b>	60813038	<b>23-0369</b>	9949134	<b>22-0083-0</b>		
116002201401	<b>23-0008</b>	60703237	<b>23-0325</b>	60814921	<b>23-0506C</b>	9949273	<b>22-0321-0</b>		
11600220520330	<b>22-0003-0</b>	60703319	<b>53-0001</b>	705543	<b>53-0340</b>	9949279	<b>22-0577-0</b>	171 501 615B	<b>18-0191</b>
116002621504	<b>23-0009</b>	60703488	<b>23-0008</b>	711712910	<b>22-0113-0</b>	9949280	<b>22-0323-0</b>	171 501 615C	<b>18-0191</b>
116382201401	<b>23-0081</b>	60709838	<b>23-0012</b>	71713143	<b>22-0083-0</b>	9949332	<b>22-0324-1</b>	171 609 525A	<b>53-0465</b>
116462201402	<b>23-0158</b>	60711959	<b>22-0003-0</b>	71713144	<b>22-0220-0</b>	9949412	<b>22-0083-1</b>	171 609 526A	<b>53-0465</b>
116462621501	<b>23-0159</b>	60712608	<b>22-0002-1</b>	71738907	<b>23-0387</b>	9949508	<b>22-0324-1</b>	171 609 527F	<b>53-0465</b>
116502621500	<b>23-0011</b>	60713601	<b>22-0078-1</b>	71748388	<b>22-0083-0</b>	9949509	<b>22-0251-0</b>	171 609 528F	<b>53-0465</b>
125253	<b>23-0325</b>	60714404	<b>22-0002-1</b>	71753039	<b>22-0083-0</b>	9949533	<b>22-0251-0</b>	171 698 151B	<b>22-0010-1</b>
128573	<b>23-0106</b>	60718737	<b>23-0012</b>	77362202	<b>22-0083-0</b>	9950479	<b>22-0064-0</b>	171 698 151C	<b>22-0010-1</b>
130474	<b>23-0106</b>	60723584	<b>22-0078-1</b>	77362222	<b>22-0083-0</b>	9950637	<b>22-0083-0</b>	171 698 151D	<b>22-0010-1</b>
162062201400	<b>23-0160</b>	60723585	<b>22-0002-1</b>	77362227	<b>22-0251-0</b>	9950778	<b>22-0083-0</b>	171 698 151E	<b>22-0010-0</b>
164062610001	<b>23-0368</b>	60727286	<b>22-0003-0</b>	77362228	<b>22-0083-1</b>	9950812	<b>22-0251-0</b>	171 698 151H	<b>22-0010-1</b>
164102202300	<b>23-0183</b>	60729251	<b>22-0003-0</b>	77362231	<b>22-0083-2</b>	9950814	<b>53-0002</b>	171 698 151K	<b>22-0010-1</b>
164202202302	<b>23-0184</b>	60743565	<b>22-0048-0</b>	77362242	<b>22-0299-0</b>	9950821	<b>22-0113-0</b>	191 501 615A	<b>18-0202</b>
164202202303	<b>23-0184</b>	60743578	<b>22-0048-0</b>	77362251	<b>22-0220-0</b>	9950865	<b>22-0299-0</b>	191 501 615B	<b>18-0191</b>
164202610001	<b>23-0193</b>	60749883	<b>53-0340</b>	77362257	<b>22-0113-0</b>	9951101	<b>22-0083-1</b>	1E0 698 451	<b>22-0100-1</b>
46401356	<b>23-0407</b>	60750207	<b>53-0002</b>	77362271	<b>22-0323-0</b>	9951155	<b>22-0288-0</b>	1E0 698 451G	<b>22-0100-1</b>
46403088	<b>23-0369</b>	60750466	<b>53-0001</b>	77362273	<b>22-0704-0</b>	9951193	<b>22-0113-0</b>	1H0 501 615A	<b>18-0202</b>
46427948	<b>23-0387</b>	60750467	<b>53-0340</b>	77362276	<b>22-0324-1</b>	9951222	<b>22-0324-1</b>	1H0 609 525	<b>53-0468</b>
46445005	<b>23-0240</b>	60750472	<b>53-0002</b>	77362327	<b>22-0220-0</b>	9951226	<b>22-0220-1</b>	1H0 609 526	<b>53-0468</b>
46449390	<b>23-0409C</b>	60750727	<b>18-0033</b>	77362354	<b>22-0299-0</b>			1H0 609 527	<b>53-0468</b>
46469908	<b>23-0698</b>	60750750	<b>23-0325</b>	77362548	<b>22-0321-0</b>			1H0 609 527B	<b>53-0468</b>
46535086	<b>23-0571</b>	60750783	<b>18-0033</b>	77362674	<b>22-0083-2</b>			1H0 698 451	<b>22-0100-1</b>
46542383	<b>23-0407</b>	60750871	<b>53-0001</b>	77362675	<b>22-0324-1</b>			1H0 698 451A	<b>22-0100-1</b>
46542702	<b>23-0698</b>	60750873	<b>22-0040-1</b>	77362683	<b>22-0083-0</b>			1H0 698 451D	<b>22-0100-1</b>
46765546	<b>23-0571</b>	60760090	<b>22-0003-3</b>	77362722	<b>22-0288-4</b>	1306211080	<b>18-0016</b>	1J0 615 301C	<b>23-0365</b>
46831041	<b>23-0407</b>	60760094	<b>22-0009-2</b>	77362768	<b>22-0323-0</b>	1902292	<b>22-0051-1</b>	1J0 615 301D	<b>23-0390</b>
46843608	<b>23-0861</b>	60760114	<b>22-0053-1</b>	77363336	<b>22-0288-4</b>	1903489	<b>53-0064</b>	1J0 615 301E	<b>23-0391</b>
46843610	<b>23-0862</b>	60760120	<b>22-0048-0</b>	77363341	<b>22-0324-1</b>	1906042	<b>53-0064</b>	1J0 615 301F	<b>23-0904</b>
46843611	<b>23-0863</b>	60760124	<b>22-0072-0</b>	77363518	<b>22-0323-0</b>	1906172	<b>53-0064</b>	1J0 615 301K	<b>23-0365</b>
51731346	<b>23-0906</b>	60760160	<b>22-0072-0</b>	77363545	<b>22-0288-0</b>	1906350	<b>53-0064</b>	1J0 615 301L	<b>23-0390</b>
51738833	<b>23-0907</b>	60765018	<b>22-0076-0</b>	77363579	<b>22-0704-0</b>	4389374	<b>18-0013</b>	1J0 615 301M	<b>23-0391</b>
51760273	<b>23-0862</b>	60776098	<b>22-0076-0</b>	77363580	<b>22-0704-0</b>	4432481	<b>22-0051-1</b>	1J0 615 301M	<b>23-0904</b>
51760274	<b>23-0863</b>	60777122	<b>22-0040-2</b>	77363599	<b>22-0703-0</b>	4449694	<b>18-0013</b>	1J0 615 301P	<b>23-0391</b>
51760621	<b>23-0861</b>	60777264	<b>22-0065-0</b>	77363818	<b>22-0704-0</b>	4450931	<b>23-0093</b>	1J0 615 301P	<b>23-0904</b>
51760622	<b>23-0906</b>	60777600	<b>22-0030-1</b>	77363819	<b>22-0704-0</b>	7162112	<b>18-0014</b>	1J0 615 301R	<b>23-0365</b>
51767377	<b>23-0862</b>	60777601	<b>22-0064-0</b>	77363942	<b>22-0321-0</b>	7165379	<b>18-0014</b>	1J0 615 301S	<b>23-0365</b>
51767378	<b>23-0862</b>	60777621	<b>22-0072-2</b>	77363974	<b>22-0321-0</b>	7531819	<b>23-0134</b>	1J0 615 601	<b>23-0366</b>
51767379	<b>23-0863</b>	60778257	<b>22-0003-1</b>	77364158	<b>22-0321-0</b>	7568440	<b>23-0134</b>	1J0 615 601C	<b>23-0366</b>
51767380	<b>23-0863</b>	60778260	<b>22-0009-0</b>	77364393	<b>22-0321-0</b>	7568501	<b>23-0093</b>	1J0 615 601D	<b>23-0742</b>
51767381	<b>23-0861</b>	60778263	<b>22-0003-0</b>	77364516	<b>22-0288-0</b>	7910200	<b>18-0014</b>	1J0 698 151	<b>22-0211-0</b>
51767382	<b>23-0861</b>	60778265	<b>22-0009-1</b>	77364517	<b>22-0321-0</b>	7981354	<b>53-0064</b>	1J0 698 151A	<b>22-0211-1</b>
51767383	<b>23-0906</b>	60778277	<b>22-0104-0</b>	77364588	<b>22-0321-0</b>	93800492	<b>23-0079</b>	1J0 698 151B	<b>22-0211-1</b>
51767384	<b>23-0906</b>	60778279	<b>22-0104-1</b>	77364589	<b>22-0577-0</b>	93803341	<b>53-0109</b>	1J0 698 151D	<b>22-0211-2</b>
51805559	<b>23-0987</b>	60778283	<b>22-0040-0</b>	77364590	<b>22-0323-0</b>	93806190	<b>22-0016-0</b>	1J0 698 151E	<b>22-0211-2</b>
51813705	<b>23-0987</b>	60778285	<b>22-0040-1</b>	77364637	<b>22-0321-0</b>	9940092	<b>22-0031-0</b>	1J0 698 151F	<b>22-0211-2</b>
51813785	<b>23-0907</b>	60778315	<b></b>						



CROSS REFERENCES LIST



Ad. OE	METELLI ref.	Ad. OE	METELLI ref.	Ad. OE	METELLI ref.	Ad. OE	METELLI ref.	Ad. OE	METELLI ref.
<b>AUDI</b>		443 609 525	<b>53-0462</b>	4F0 615 601G	<b>23-0875</b>	8D0 615 601B	<b>23-0394C</b>	99939353	<b>22-0001-0</b>
		443 609 526	<b>53-0462</b>	4F0 698 151	<b>22-0314-0</b>	8D0 698 151	<b>22-0148-0</b>	FA16500250	<b>18-0004</b>
		443 609 527	<b>53-0462</b>	4F0 698 151A	<b>22-0549-1</b>	8D0 698 151A	<b>22-0181-1</b>		
1J0 698 451	<b>22-0100-1</b>	443 609 528	<b>53-0462</b>	4F0 698 151D	<b>22-0549-1</b>	8D0 698 151C	<b>22-0181-1</b>		
1J0 698 451B	<b>22-0100-1</b>	443 609 528A	<b>53-0009</b>	4F0 698 451	<b>22-0554-2</b>	8D0 698 151F	<b>22-0181-1</b>		
1J0 698 451D	<b>22-0100-1</b>	443 615 301	<b>23-0062</b>	4F0 698 451A	<b>22-0553-0</b>	8E0 615 301AE	<b>23-0918</b>	<b>BEDFORD</b>	
1J0 698 451E	<b>22-0100-1</b>	443 615 301A	<b>23-0061</b>	4F0 698 451D	<b>22-0553-0</b>	8E0 615 301B	<b>23-0468C</b>		
1J0 698 451F	<b>22-0100-1</b>	443 615 301B	<b>23-0061</b>	4F0 698 451F	<b>22-0554-2</b>	8E0 615 301D	<b>23-0468C</b>	4743086	<b>53-0035</b>
1J0 698 451G	<b>22-0100-1</b>	443 615 601	<b>23-0185</b>	552240	<b>53-0191</b>	8E0 615 301P	<b>23-0468C</b>	5321085	<b>53-0394</b>
1J0 698 451J	<b>22-0100-1</b>	443 615 601B	<b>23-0708C</b>	5892650	<b>22-0048-0</b>	8E0 615 301Q	<b>23-0262C</b>	90008003	<b>23-0071</b>
1J0 698 451L	<b>22-0100-1</b>	443 698 151	<b>22-0148-0</b>	6E0 615 301	<b>23-0526</b>	8E0 615 301R	<b>23-0726C</b>	90008006	<b>23-0096</b>
1J0 698 451M	<b>22-0100-1</b>	443 698 151F	<b>22-0148-1</b>	6Q0 609 617	<b>18-0358</b>	8E0 615 601	<b>23-0395C</b>	900119946	<b>53-0301</b>
1J0 698 451P	<b>22-0100-1</b>	443 698 151H	<b>22-0148-1</b>	6Q0 698 151	<b>22-0211-1</b>	8E0 615 601B	<b>23-0748C</b>	90065603	<b>23-0021</b>
1J0 698 451S	<b>22-0100-1</b>	443 698 151J	<b>22-0148-0</b>	6X0 698 451	<b>22-0100-1</b>	8E0 615 601D	<b>23-0749C</b>	90086193	<b>23-0071</b>
1K0 615 301AA	<b>23-0840</b>	443 698 151K	<b>22-0148-1</b>	6X0 698 451A	<b>22-0100-1</b>	8E0 615 601M	<b>23-0855C</b>	90105445	<b>18-0300</b>
1K0 615 301AB	<b>23-0851</b>	443 698 451B	<b>22-0048-0</b>	7L0 698 151J	<b>22-0654-0</b>	8E0 615 601P	<b>23-0748C</b>	90111242	<b>23-0080</b>
1K0 615 301AC	<b>23-0733</b>	443 698 525BX	<b>53-0009</b>	7L0 698 451B	<b>22-0655-0</b>	8E0 615 601Q	<b>23-0749C</b>	90121445	<b>23-0096</b>
1K0 615 301K	<b>23-0734</b>	443 698 525CX	<b>53-0009</b>	7L0 698 525	<b>53-0244</b>	8E0 698 151	<b>22-0215-0</b>	90140192	<b>53-0304</b>
1K0 615 301M	<b>23-0851</b>	443 698 525X	<b>53-0462</b>	7L5 698 451	<b>22-0655-1</b>	8E0 698 151A	<b>22-0215-0</b>	90168958	<b>18-0300</b>
1K0 615 301S	<b>23-0733</b>	447 615 115B	<b>22-0663-1</b>	7L6 615 301E	<b>23-0882</b>	8E0 698 151B	<b>22-0215-2</b>	90187499	<b>53-0306</b>
1K0 615 301T	<b>23-0734</b>	447 615 301A	<b>23-0438</b>	7L6 615 301K	<b>23-0882</b>	8E0 698 151C	<b>22-0549-1</b>	90187870	<b>53-0306</b>
1K0 615 601K	<b>23-0724</b>	447 615 301B	<b>23-0438</b>	7L6 615 302E	<b>23-0876</b>	8E0 698 151F	<b>22-0314-0</b>	90188047	<b>53-0306</b>
1K0 615 601L	<b>23-0725</b>	447 698 151A	<b>22-0663-1</b>	7L6 615 302K	<b>23-0876</b>	8E0 698 151G	<b>22-0549-1</b>	90272326	<b>23-0021</b>
1K0 615 601M	<b>23-0852</b>	447 698 151C	<b>22-0122-2</b>	7L6 615 601D	<b>23-0883</b>	8E0 698 151J	<b>22-0314-0</b>	90273262	<b>53-0305</b>
1K0 698 151	<b>22-0548-0</b>	447 698 151F	<b>22-0663-1</b>	7L6 615 601J	<b>23-0883</b>	8E0 698 151K	<b>22-0314-0</b>	90273263	<b>53-0306</b>
1K0 698 151A	<b>22-0211-2</b>	4A0 501 615A	<b>18-0207</b>	7L6 698 451A	<b>22-0655-0</b>	8E0 698 151M	<b>22-0215-2</b>	90297670	<b>53-0306</b>
1K0 698 151B	<b>22-0549-2</b>	4A0 615 301B	<b>23-0263</b>	7L8 615 301	<b>23-0882</b>	8E0 698 451A	<b>22-0100-1</b>	90297749	<b>53-0304</b>
1K0 698 151C	<b>22-0548-0</b>	4A0 615 301C	<b>23-0262C</b>	7L8 615 302	<b>23-0876</b>	8E0 698 451B	<b>22-0100-1</b>	90350122	<b>53-0301</b>
1K0 698 151E	<b>22-0548-0</b>	4A0 615 301D	<b>23-0262C</b>	7L8 615 601C	<b>23-0883</b>	8E0 698 451C	<b>22-0554-2</b>	90350130	<b>53-0304</b>
1K0 698 151F	<b>22-0211-2</b>	4A0 615 301E	<b>23-0262C</b>	803 698 151C	<b>22-0003-0</b>	8E0 698 451D	<b>22-0100-1</b>	90392944	<b>53-0315</b>
1K0 698 451	<b>22-0553-0</b>	4A0 615 601A	<b>23-0395C</b>	811 609 525E	<b>53-0462</b>	8E0 698 451E	<b>22-0100-2</b>	90485577	<b>53-0394</b>
1K0 698 451A	<b>22-0100-5</b>	4A0 698 151	<b>22-0181-0</b>	811 609 526E	<b>53-0462</b>	8E0 698 451F	<b>22-0553-0</b>	90485578	<b>53-0394</b>
1K0 698 451B	<b>22-0553-0</b>	4A0 698 151A	<b>22-0181-0</b>	811 609 527E	<b>53-0462</b>	8E0 698 451J	<b>22-0553-0</b>	91024352	<b>18-0300</b>
1K0 698 451C	<b>22-0100-1</b>	4A0 698 151C	<b>22-0181-0</b>	811 609 528E	<b>53-0462</b>	8E0 698 451K	<b>22-0100-1</b>	91075465	<b>53-0109</b>
1K0 698 451D	<b>22-0553-0</b>	4A0 698 451	<b>22-0048-0</b>	811 615 301	<b>23-0054</b>	8E0 698 451L	<b>22-0100-2</b>	91112875	<b>53-0109</b>
1K0 698 451E	<b>22-0553-0</b>	4B0 615 116A	<b>22-0181-3</b>	811 698 151A	<b>22-0024-0</b>	8E0 698 451N	<b>22-0554-2</b>	91118872	<b>18-0298</b>
1K0 698 451F	<b>22-0553-0</b>	4B0 615 301A	<b>23-0726C</b>	811 698 151B	<b>22-0024-0</b>	8J0 615 601A	<b>23-0941</b>	91118917	<b>53-0190</b>
1K0 698 451G	<b>22-0553-0</b>	4B0 615 601	<b>23-0807C</b>	811 698 525A	<b>53-0462</b>	8J0 698 151	<b>22-0548-0</b>	91126277	<b>53-0394</b>
1K0 698 451H	<b>22-0553-0</b>	4B0 615 601A	<b>23-0774C</b>	811 698 525AV	<b>53-0462</b>	8J0 698 151A	<b>22-0549-4</b>	91138875	<b>53-0190</b>
1K0 698 451J	<b>22-0100-1</b>	4B0 615 601B	<b>23-0806C</b>	811 698 525AX	<b>53-0462</b>	8K0 615 301	<b>23-0917</b>	91141019	<b>53-0190</b>
1K0 698 451K	<b>22-0553-0</b>	4B0 698 151	<b>22-0181-3</b>	823 501 615B	<b>18-0191</b>	8K0 698 151	<b>22-0775-0</b>	91149642	<b>53-0315</b>
1K0.615.601N	<b>23-0889</b>	4B0 698 151AB	<b>22-0314-0</b>	823 615 301	<b>23-0054</b>	8K0 698 151A	<b>22-0675-2</b>	94104258	<b>53-0190</b>
305 501 6151	<b>18-0191</b>	4B0 698 151AC	<b>22-0549-0</b>	823 698 151	<b>22-0010-0</b>	8K0 698 151B	<b>22-0775-0</b>	94124862	<b>53-0191</b>
321 615 301	<b>23-0053</b>	4B0 698 151AD	<b>22-0549-0</b>	839 615 301	<b>23-0053</b>	8K0 698 151C	<b>22-0775-0</b>	94124863	<b>53-0191</b>
321 615 301A	<b>23-0170</b>	4B0 698 151B	<b>22-0181-3</b>	839 615 301E	<b>23-0053</b>	8K0 698 451	<b>22-0776-0</b>	94124864	<b>53-0191</b>
321 615 301B	<b>23-0170</b>	4B0 698 151D	<b>22-0774-1</b>	839 698 151	<b>22-0010-1</b>	8K0 698 451A	<b>22-0776-0</b>	94137937	<b>22-0265-0</b>
321 615 301C	<b>23-0170</b>	4B0 698 151E	<b>22-0314-0</b>	841 501 615A	<b>18-0188</b>	8L0 615 301	<b>23-0706C</b>	94226829	<b>18-0178</b>
321 698 545	<b>53-0462</b>	4B0 698 151H	<b>22-0181-3</b>	841 615 301	<b>23-0170</b>	8L0 615 601	<b>23-0695C</b>	94248358	<b>53-0190</b>
321 698 5545	<b>53-0462</b>	4B0 698 151J	<b>22-0314-0</b>	853 615 601	<b>23-0658</b>	8N0 615 301A	<b>23-0706C</b>	94337740	<b>22-0265-0</b>
323 501 615	<b>18-0202</b>	4B0 698 151K	<b>22-0774-0</b>	853 698 151A	<b>22-0148-2</b>	8N0 615 601B	<b>23-0695C</b>	94337742	<b>22-0265-0</b>
331 609 525	<b>53-0462</b>	4B0 698 151L	<b>22-0774-1</b>	855 698 151	<b>22-0024-1</b>	8N0 698 151	<b>22-0181-2</b>	94340026	<b>53-0191</b>
331 609 526	<b>53-0462</b>	4B0 698 151M	<b>22-0314-0</b>	855 698 151B	<b>22-0024-1</b>	8N0 698 151A	<b>22-0181-4</b>	94479706	<b>53-0191</b>
331 609 527F	<b>53-0462</b>	4B0 698 151P	<b>22-0774-0</b>	857 698 451	<b>22-0048-0</b>	8Z0 615 301B	<b>23-0390</b>	94479707	<b>53-0191</b>
331 609 528F	<b>53-0462</b>	4B0 698 151Q	<b>22-0549-0</b>	861 615 301	<b>23-0055</b>	8Z0 615 301D	<b>23-0390</b>	94479708	<b>53-0191</b>
357 609 525C	<b>53-0009</b>	4B0 698 151R	<b>22-0549-0</b>	861 615 301B	<b>23-0055</b>	8Z0 698 151	<b>22-0345-1</b>	94479709	<b>53-0192</b>
357 609 526C	<b>53-0009</b>	4B0 698 151S	<b>22-0774-1</b>	861 698 151	<b>22-0010-0</b>			94608757	<b>18-0300</b>
357 609 527E	<b>53-0009</b>	4B0 698 451	<b>22-0100-1</b>	861 698 151A	<b>22-0010-0</b>			96175281	<b>18-0300</b>
357 609 528E	<b>53-0009</b>	4B0 698 451B	<b>22-0100-1</b>	867 698 525	<b>53-0465</b>			GBS1008	<b>53-0301</b>
357 698 525C	<b>53-0008</b>	4B0 698 451E	<b>22-0100-1</b>	891 698 151	<b>22-0010-0</b>	<b>AUTOBIANCHI</b>		GBS1099	<b>53-0304</b>
357 698 525CV	<b>53-0009</b>	4B3 698 151	<b>22-0774-1</b>	893 501 615	<b>18-0196</b>				
357 698 525CX	<b>53-0009</b>	4B3 698 451	<b>22-0554-2</b>	893 501 615A	<b>18-0205</b>	4121616	<b>18-0004</b>		
3A0 615 116A	<b>22-0181-2</b>	4D0 615 301A	<b>23-0737C</b>	895 615 301	<b>23-0233</b>	4234857	<b>18-0004</b>		
3A0 615 116B	<b>22-0181-2</b>	4D0 615 301J	<b>23-0737C</b>	895 615 301A	<b>23-0234</b>	4236768	<b>18-0004</b>		
3A0 698 151	<b>22-0181-2</b>	4D0 698 151R	<b>22-0774-0</b>	895 698 151	<b>22-0663-0</b>	4267288	<b>18-0004</b>		
3A0 698 151A	<b>22-0181-2</b>	4D0 698 451A	<b>22-0048-0</b>	8A0 609 525B	<b>53-0009</b>	4368516	<b>18-0004</b>	181028L	<b>53-0053</b>
3B0 615 301B	<b>23-0726C</b>	4D0 698 451B	<b>22-0048-0</b>	8A0 609 526B	<b>53-0009</b>	4379680	<b>18-0003</b>		
431 501 615	<b>18-0197</b>	4D0 698 451C	<b>22-0100-1</b>	8A0 609 527B	<b>53-0009</b>	4434816	<b>22-0001-0</b>		
431 609 525	<b>53-0008</b>	4D0 698 647	<b>22-0100-1</b>	8A0 609 528B	<b>53-0009</b>	46621077	<b>18-0003</b>		
431 609 526	<b>53-0008</b>	4E0 698 151	<b>22-0662-0</b>	8A0 615 301	<b>23-0329</b>	5888154	<b>22-0001-0</b>		
431 609 527E	<b>53-0008</b>	4E0 698 151A	<b>22-0662-0</b>	8A0 615 301A	<b>23-0330</b>	5892310	<b>22-0033-1</b>		
431 615 301									

Ad. OE	METELLI ref.	Ad. OE	METELLI ref.	Ad. OE	METELLI ref.	Ad. OE	METELLI ref.	Ad. OE	METELLI ref.
<b>BMW</b>		34 11 1 164 737	<b>22-0124-0</b>	34 11 6 778 048	<b>22-0823-0</b>	34 21 1 163 833	<b>22-0560-0</b>	34 41 6 761 291	<b>53-0018</b>
		34 11 1 164 839	<b>23-0396C</b>	34 11 6 778 403	<b>22-0770-0</b>	34 21 1 163 835	<b>23-0397C</b>	34 41 6 761 292	<b>53-0017</b>
		34 11 1 164 921	<b>23-0474C</b>	34 11 6 779 293	<b>22-0770-0</b>	34 21 1 163 845	<b>23-0783C</b>	34 41 6 761 293	<b>53-0019</b>
34 11 1 119 564	<b>23-0060</b>	34 11 1 165 227	<b>22-0559-0</b>	34 11 6 780 711	<b>22-0558-6</b>	34 21 1 164 129	<b>23-0397C</b>	34 41 6 780 041	<b>53-0019</b>
34 11 1 151 632	<b>23-0085</b>	34 11 1 165 262	<b>23-0808</b>	34 11 6 783 542	<b>22-0558-4</b>	34 21 1 164 175	<b>23-0398C</b>		
34 11 1 151 655	<b>23-0094</b>	34 11 1 165 263	<b>23-0808</b>	34 11 9 058 982	<b>22-0042-0</b>	34 21 1 164 399	<b>23-0783C</b>		
34 11 1 151 656	<b>23-0094</b>	34 11 1 165 455	<b>23-0474C</b>	34 11 9 058 989	<b>22-0042-0</b>	34 21 1 164 499	<b>22-0261-0</b>	<b>BOVA BUS</b>	
34 11 1 152 295	<b>23-0070</b>	34 11 1 165 556	<b>22-0124-0</b>	34 20 1 166 073	<b>23-0519C</b>	34 21 1 164 501	<b>22-0261-0</b>		
34 11 1 154 442	<b>22-0042-0</b>	34 11 1 165 859	<b>23-0693C</b>	34 21 1 101 741	<b>18-0042</b>	34 21 1 164 582	<b>22-0560-0</b>		
34 11 1 154 443	<b>22-0042-0</b>	34 11 2 228 248	<b>22-0122-0</b>	34 21 1 101 787	<b>18-0044</b>	34 21 1 164 840	<b>23-0398C</b>	204552	<b>22-0585-0</b>
34 11 1 154 611	<b>22-0091-0</b>	34 11 2 229 031	<b>22-0559-0</b>	34 21 1 102 126	<b>18-0043</b>	34 21 1 164 911	<b>23-0782C</b>		
34 11 1 154 747	<b>23-0122</b>	34 11 2 229 935	<b>22-0122-0</b>	34 21 1 103 683	<b>23-0140</b>	34 21 1 165 211	<b>23-0450C</b>		
34 11 1 154 749	<b>23-0123</b>	34 11 2 282 166	<b>22-0559-0</b>	34 21 1 111 052	<b>53-0010</b>	34 21 1 165 457	<b>23-0229C</b>	<b>BPW / AXLE</b>	
34 11 1 154 750	<b>23-0123</b>	34 11 2 282 415	<b>22-0207-5</b>	34 21 1 111 852	<b>53-0010</b>	34 21 1 165 563	<b>23-0704C</b>		
34 11 1 156 128	<b>23-0070</b>	34 11 2 282 555	<b>22-0122-0</b>	34 21 1 112 961	<b>53-0010</b>	34 21 2 226 013	<b>22-0070-1</b>		
34 11 1 157 561	<b>22-0091-0</b>	34 11 2 282 556	<b>22-0559-0</b>	34 21 1 116 943	<b>18-0043</b>	34 21 3 332 217	<b>23-0813</b>	0509290040	<b>22-0595-0</b>
34 11 1 157 562	<b>22-0091-0</b>	34 11 3 400 151	<b>23-0752</b>	34 21 1 116 949	<b>23-0140</b>	34 21 3 403 241	<b>22-0560-0</b>	0509290050	<b>22-0595-0</b>
34 11 1 157 569	<b>22-0122-0</b>	34 11 3 404 362	<b>22-0207-3</b>	34 21 1 117 047	<b>18-0044</b>	34 21 3 460 010	<b>18-0041</b>	0509290060	<b>22-0652-0</b>
34 11 1 157 747	<b>22-0042-0</b>	34 11 3 427 303	<b>22-0559-0</b>	34 21 1 117 284	<b>53-0010</b>	34 21 3 660 020	<b>53-0010</b>	0980106200	<b>22-0585-0</b>
34 11 1 157 748	<b>22-0042-0</b>	34 11 3 427 503	<b>22-0559-0</b>	34 21 1 119 566	<b>23-0140</b>	34 21 4 031 725	<b>23-0814</b>	0980106430	<b>22-0595-0</b>
34 11 1 157 923	<b>22-0091-0</b>	34 11 6 750 148	<b>22-0207-3</b>	34 21 1 119 568	<b>23-0140</b>	34 21 4 398 213	<b>22-0261-0</b>	0980106440	<b>22-0652-0</b>
34 11 1 157 924	<b>22-0091-0</b>	34 11 6 750 713	<b>23-0784C</b>	34 21 1 119 581	<b>23-0084</b>	34 21 6 750 160	<b>22-0560-0</b>	0980106450	<b>22-0596-0</b>
34 11 1 158 040	<b>23-0188</b>	34 11 6 752 434	<b>23-0122</b>	34 21 1 120 867	<b>53-0013</b>	34 21 6 750 190	<b>22-0261-0</b>	0980106950	<b>22-0652-0</b>
34 11 1 158 042	<b>23-0187</b>	34 11 6 752 482	<b>22-0312-0</b>	34 21 1 120 868	<b>53-0013</b>	34 21 6 752 545	<b>23-0951</b>	0980106960	<b>22-0596-0</b>
34 11 1 158 265	<b>22-0122-0</b>	34 11 6 753 221	<b>23-0805</b>	34 21 1 120 870	<b>53-0013</b>	34 21 6 753 215	<b>23-0815</b>	89724	<b>22-0594-0</b>
34 11 1 158 550	<b>23-0808</b>	34 11 6 753 668	<b>22-0558-0</b>	34 21 1 121 387	<b>23-0095</b>	34 21 6 754 137	<b>23-0950</b>		
34 11 1 159 249	<b>22-0027-0</b>	34 11 6 754 705	<b>22-0207-3</b>	34 21 1 122 282	<b>23-0084</b>	34 21 6 755 407	<b>23-0084</b>		
34 11 1 159 251	<b>22-0027-0</b>	34 11 6 756 045	<b>23-0784C</b>	34 21 1 150 524	<b>22-0027-0</b>	34 21 6 757 536	<b>22-0773-0</b>	<b>CASALINI</b>	
34 11 1 159 259	<b>22-0122-0</b>	34 11 6 756 128	<b>22-0312-0</b>	34 21 1 153 091	<b>18-0045</b>	34 21 6 758 552	<b>23-0785</b>		
34 11 1 159 279	<b>22-0122-0</b>	34 11 6 756 350	<b>22-0771-0</b>	34 21 1 153 196	<b>22-0070-1</b>	34 21 6 758 870	<b>22-0561-0</b>		
34 11 1 159 415	<b>22-0091-0</b>	34 11 6 757 526	<b>23-0515C</b>	34 21 1 154 385	<b>53-0014</b>	34 21 6 761 238	<b>22-0180-0</b>	181028L	<b>53-0053</b>
34 11 1 159 416	<b>22-0091-0</b>	34 11 6 757 746	<b>23-0703C</b>	34 21 1 154 921	<b>53-0012</b>	34 21 6 761 239	<b>22-0261-0</b>		
34 11 1 159 895	<b>23-0703C</b>	34 11 6 761 237	<b>22-0124-0</b>	34 21 1 154 924	<b>53-0012</b>	34 21 6 761 240	<b>22-0560-0</b>		
34 11 1 159 897	<b>23-0188</b>	34 11 6 761 242	<b>22-0124-0</b>	34 21 1 154 925	<b>53-0012</b>	34 21 6 761 241	<b>22-0261-0</b>		
34 11 1 159 898	<b>23-0187</b>	34 11 6 761 243	<b>22-0207-3</b>	34 21 1 154 926	<b>53-0012</b>	34 21 6 761 248	<b>22-0560-0</b>		
34 11 1 159 916	<b>23-0703C</b>	34 11 6 761 244	<b>22-0312-0</b>	34 21 1 156 297	<b>18-0045</b>	34 21 6 761 250	<b>22-0560-0</b>		
34 11 1 160 356	<b>22-0124-0</b>	34 11 6 761 249	<b>22-0645-0</b>	34 21 1 156 668	<b>23-0189</b>	34 21 6 761 281	<b>22-0210-0</b>	181028L	<b>53-0053</b>
34 11 1 160 357	<b>22-0124-0</b>	34 11 6 761 252	<b>22-0559-0</b>	34 21 1 157 044	<b>22-0125-0</b>	34 21 6 761 285	<b>22-0561-0</b>		
34 11 1 160 450	<b>22-0122-0</b>	34 11 6 761 278	<b>22-0207-0</b>	34 21 1 157 302	<b>53-0014</b>	34 21 6 761 286	<b>22-0773-0</b>		
34 11 1 160 459	<b>22-0122-0</b>	34 11 6 761 279	<b>22-0207-0</b>	34 21 1 157 334	<b>22-0125-0</b>	34 21 6 763 012	<b>22-0773-0</b>		
34 11 1 160 532	<b>22-0124-0</b>	34 11 6 761 280	<b>22-0207-0</b>	34 21 1 157 563	<b>22-0125-0</b>	34 21 6 763 043	<b>22-0644-0</b>		
34 11 1 160 673	<b>23-0227</b>	34 11 6 761 282	<b>22-0771-0</b>	34 21 1 157 925	<b>22-0070-1</b>	34 21 6 763 044	<b>22-0644-0</b>		
34 11 1 160 674	<b>23-0474C</b>	34 11 6 761 283	<b>22-0558-0</b>	34 21 1 157 926	<b>22-0070-1</b>	34 21 6 764 647	<b>23-0817</b>	4520008	<b>53-0050</b>
34 11 1 160 915	<b>23-0123</b>	34 11 6 763 089	<b>22-0558-0</b>	34 21 1 157 953	<b>23-0400</b>	34 21 6 764 649	<b>23-0814</b>	90121445	<b>23-0096</b>
34 11 1 160 936	<b>23-0188</b>	34 11 6 763 305	<b>22-0773-0</b>	34 21 1 158 221	<b>22-0125-0</b>	34 21 6 764 651	<b>23-0818</b>	93740251	<b>53-0050</b>
34 11 1 161 057	<b>22-0042-0</b>	34 11 6 763 591	<b>22-0558-0</b>	34 21 1 158 266	<b>22-0125-0</b>	34 21 6 764 653	<b>23-0871</b>	93740252	<b>53-0050</b>
34 11 1 161 347	<b>22-0042-0</b>	34 11 6 763 617	<b>22-0557-0</b>	34 21 1 158 270	<b>22-0125-0</b>	34 21 6 764 655	<b>23-0873</b>	96245179	<b>22-0369-0</b>
34 11 1 161 437	<b>22-0124-0</b>	34 11 6 763 618	<b>22-0557-0</b>	34 21 1 158 556	<b>18-0045</b>	34 21 6 765 458	<b>23-0782C</b>	96253382	<b>22-0294-0</b>
34 11 1 161 438	<b>22-0124-0</b>	34 11 6 763 652	<b>22-0772-0</b>	34 21 1 158 559	<b>18-0043</b>	34 21 6 766 225	<b>23-0951</b>	96268686	<b>53-0046</b>
34 11 1 161 445	<b>22-0124-0</b>	34 11 6 763 824	<b>23-0853C</b>	34 21 1 158 562	<b>22-0125-0</b>	34 21 6 767 145	<b>22-0641-0</b>	96273708	<b>22-0293-0</b>
34 11 1 161 446	<b>22-0124-0</b>	34 11 6 764 021	<b>23-0809C</b>	34 21 1 158 712	<b>18-0044</b>	34 21 6 767 146	<b>22-0641-0</b>	96281945	<b>22-0293-0</b>
34 11 1 161 693	<b>23-0187</b>	34 11 6 764 312	<b>22-0772-0</b>	34 21 1 158 815	<b>18-0046</b>	34 21 6 767 150	<b>22-0642-0</b>	96284392	<b>23-0597</b>
34 11 1 161 717	<b>22-0091-0</b>	34 11 6 764 540	<b>22-0558-0</b>	34 21 1 158 912	<b>22-0070-1</b>	34 21 6 768 471	<b>22-0773-0</b>	96316582	<b>22-0293-0</b>
34 11 1 161 975	<b>22-0645-0</b>	34 11 6 764 629	<b>23-0810</b>	34 21 1 158 936	<b>23-0229C</b>	34 21 6 769 105	<b>22-0643-0</b>	96319066	<b>53-0049</b>
34 11 1 162 093	<b>23-0399</b>	34 11 6 764 641	<b>23-0811</b>	34 21 1 159 003	<b>22-0070-1</b>	34 21 6 769 271	<b>23-0814</b>	96320531	<b>23-0597</b>
34 11 1 162 210	<b>22-0645-0</b>	34 11 6 764 643	<b>23-0870</b>	34 21 1 159 188	<b>53-0010</b>	34 21 6 773 161	<b>22-0642-0</b>	96328338	<b>23-0719</b>
34 11 1 162 282	<b>23-0474C</b>	34 11 6 764 645	<b>23-0872</b>	34 21 1 159 273	<b>22-0070-1</b>	34 21 6 774 692	<b>22-0642-0</b>	96349066	<b>53-0049</b>
34 11 1 162 288	<b>23-0474C</b>	34 11 6 765 457	<b>23-0784C</b>	34 21 1 159 276	<b>22-0070-1</b>	34 21 6 775 678	<b>22-0643-0</b>	96405129	<b>22-0294-0</b>
34 11 1 162 481	<b>22-0042-0</b>	34 11 6 766 036	<b>23-0784C</b>	34 21 1 159 486	<b>18-0046</b>	34 21 6 776 937	<b>22-0644-4</b>	96405131	<b>22-0511-0</b>
34 11 1 162 535	<b>22-0122-0</b>	34 11 6 766 224	<b>23-0515C</b>	34 21 1 159 588	<b>53-0010</b>	34 21 6 790 966	<b>22-0773-6</b>	96446178	<b>53-0046</b>
34 11 1 162 900	<b>22-0645-0</b>	34 11 6 767 059	<b>23-0693C</b>	34 21 1 159 900	<b>23-0400</b>	34 21 9 064 270	<b>53-0014</b>	96446742	<b>22-0509-0</b>
34 11 1 163 013	<b>23-0396C</b>	34 11 6 767 105	<b>22-0643-0</b>	34 21 1 159 912	<b>22-0070-1</b>	34 21 9 064 271	<b>53-0012</b>	96455424	<b>23-0597</b>
34 11 1 163 081	<b>23-0396C</b>	34 11 6 767 143	<b>22-0664-0</b>	34 21 1 160 198	<b>22-0125-0</b>	34 21 9 067 127	<b>53-0015</b>	96473229	<b>53-0050</b>
34 11 1 163 128	<b>23-0040</b>	34 11 6 767 144	<b>22-0664-0</b>	34 21 1 160 340	<b>22-0180-0</b>	34 41 1 118 053	<b>53-0011</b>	96496763	<b>22-0510-0</b>
34 11 1 163 129	<b>23-0060</b>	34 11 6 767 269	<b>23-0805</b>	34 21 1 160 504	<b>53-0015</b>	34 41 1 121 512	<b>53-0013</b>	96496764	<b>53-0052</b>
34 11 1 163 133	<b>23-0085</b>								

CROSS REFERENCES LIST



Ad. OE	METELLI ref.	Ad. OE	METELLI ref.	Ad. OE	METELLI ref.	Ad. OE	METELLI ref.	Ad. OE	METELLI ref.
<b>CHRYSLER</b>		<b>CHRYSLER (USA)</b>		<b>CITROËN</b>		4246.T9	<b>23-0336</b>	4252.21	<b>22-0327-0</b>
						4246.V0	<b>23-0336</b>	4252.22	<b>22-0322-1</b>
						4246.W1	<b>23-0555</b>	4252.23	<b>22-0100-1</b>
05014036AA	<b>22-0624-0</b>	0K56A2638ZA	<b>53-0026</b>	2131.67	<b>18-0158</b>	4246.W2	<b>23-0566</b>	4252.31	<b>22-0530-0</b>
05015365AA	<b>22-0523-0</b>	4238827	<b>53-0028</b>	4236.46	<b>53-0339K</b>	4246.W3	<b>23-0557</b>	4252.32	<b>22-0100-1</b>
05018208AA	<b>22-0522-0</b>	4313760	<b>18-0251</b>	4238.46	<b>53-0339</b>	4246.W4	<b>23-0558</b>	4252.33	<b>22-0100-1</b>
05018595AA	<b>22-0356-0</b>	4383117	<b>18-0252</b>	4238.49	<b>53-0339K</b>	4246.W6	<b>23-0191</b>	4252.34	<b>22-0217-1</b>
05018942AA	<b>22-0715-0</b>	4423370	<b>18-0252</b>	424000000	<b>53-0322</b>	4246.X8	<b>23-0567</b>	4252.35	<b>22-0322-1</b>
05018945AA	<b>22-0715-0</b>	4423606	<b>53-0349</b>	4241.21	<b>53-0320</b>	4246.Z9	<b>23-0827</b>	4252.36	<b>22-0328-0</b>
05019803AA	<b>22-0623-0</b>	4683262	<b>18-0253</b>	4241.23	<b>53-0322</b>	4247.24	<b>18-0233</b>	4252.37	<b>22-0329-0</b>
05019804AA	<b>22-0623-0</b>	4683433	<b>18-0254</b>	4241.24	<b>53-0322</b>	4247.37	<b>18-0017</b>	4252.38	<b>22-0327-0</b>
05019984AA	<b>22-0524-0</b>	4721263	<b>18-0254</b>	4241.49	<b>53-0339</b>	4247.40	<b>18-0245</b>	4252.39	<b>22-0327-0</b>
05066427AA	<b>22-0524-0</b>	4721820	<b>23-0473</b>	4241.55	<b>53-0323</b>	4247.41	<b>18-0246</b>	4252.40	<b>22-0327-0</b>
05071948AA	<b>22-0625-0</b>	4721820AE	<b>23-0473</b>	4241.5P	<b>53-0339K</b>	4247.42	<b>18-0244</b>	4252.41	<b>22-0100-1</b>
05072216AA	<b>22-0523-0</b>	4741722	<b>53-0028</b>	4241.5R	<b>53-0339K</b>	4247.43	<b>18-0244</b>	4252.48	<b>22-0331-0</b>
05073647AA	<b>53-0031</b>	4761833	<b>53-0349</b>	4241.72	<b>53-0322</b>	4247.45	<b>18-0246</b>	4252.49	<b>22-0332-0</b>
05083071AA	<b>22-0522-0</b>	4762537	<b>53-0028</b>	4241.73	<b>53-0320</b>	4247.46	<b>18-0363</b>	4252.50	<b>22-0322-1</b>
05083853AA	<b>22-0521-0</b>	4877262	<b>18-0253</b>	4241.95	<b>53-0341K</b>	4247.48	<b>18-0383</b>	4252.52	<b>22-0322-1</b>
05086364AA	<b>22-0521-0</b>	4877263	<b>18-0254</b>	4241.99	<b>53-0339</b>	4248.13	<b>22-0025-0</b>	4252.53	<b>22-0322-1</b>
05086567AA	<b>22-0522-0</b>	4877433	<b>18-0254</b>	4241.E5	<b>53-0322</b>	4249.15	<b>23-0555</b>	4252.54	<b>22-0288-3</b>
05093021AA	<b>22-0715-0</b>	4882059	<b>53-0026</b>	4241.E7	<b>53-0021K</b>	4249.16	<b>23-0555</b>	4252.55	<b>22-0288-3</b>
05114555AA	<b>22-0252-0</b>	4882576	<b>53-0027</b>	4241.E8	<b>53-0320</b>	4249.17	<b>23-0566</b>	4252.57	<b>22-0038-0</b>
05135258AA	<b>22-0623-0</b>	4883833AA	<b>53-0026</b>	4241.G3	<b>53-0022</b>	4249.18	<b>23-0566</b>	4252.58	<b>22-0328-0</b>
05139191AA	<b>22-0718-0</b>	5011240AA	<b>53-0028</b>	4241.G6	<b>53-0323</b>	4249.19	<b>23-0878</b>	4252.59	<b>22-0327-0</b>
05139218AA	<b>22-0252-0</b>	5018209AA	<b>53-0029</b>	4241.G7	<b>53-0331</b>	4249.24	<b>23-0886</b>	4252.63	<b>22-0037-4</b>
05142555AA	<b>22-0716-0</b>	5018211AA	<b>53-0029</b>	4241.H6	<b>53-0023</b>	4249.25	<b>23-0886</b>	4252.64	<b>22-0037-4</b>
05142558AA	<b>22-0717-0</b>	5019802AA	<b>53-0027</b>	4241.H7	<b>53-0074</b>	4249.32	<b>23-0878</b>	4252.71	<b>22-0038-0</b>
05142559AA	<b>22-0717-0</b>	5114493AA	<b>53-0029</b>	4241.J0	<b>53-0323</b>	4249.33	<b>23-0751</b>	4252.72	<b>22-0037-5</b>
05142560AA	<b>22-0718-0</b>	K5018209AA	<b>53-0029</b>	4241.J1	<b>53-0350</b>	4249.43	<b>23-0793</b>	4252.74	<b>22-0038-0</b>
05142561AA	<b>22-0718-0</b>			4241.J6	<b>53-0320K</b>	4249.58	<b>23-0939</b>	4252.76	<b>22-0327-0</b>
05142566AA	<b>22-0718-0</b>			4241.J8	<b>53-0023</b>	4249.70	<b>23-0793</b>	4252.79	<b>22-0602-0</b>
05174001AA	<b>22-0716-0</b>			4241.J9	<b>53-0320</b>	4249.72	<b>23-0795</b>	4252.87	<b>22-0330-0</b>
05175208AA	<b>22-0717-0</b>	<b>CHRYSLER (USA) DODGE</b>		4241.K1	<b>53-0323</b>	4250.15	<b>22-0025-0</b>	4252.88	<b>22-0331-0</b>
05175818AA	<b>22-0718-0</b>			4241.K2	<b>53-0323</b>	4250.37	<b>22-0049-0</b>	4252.89	<b>22-0332-0</b>
0K56A2638ZA	<b>53-0026</b>	05191217AA	<b>22-0481-0</b>	4241.K3	<b>53-0327</b>	4250.91	<b>22-0037-4</b>	4252.90	<b>22-0333-0</b>
4238827	<b>53-0028</b>	05191271AA	<b>22-0737-0</b>	4241.K6	<b>53-0074</b>	4250.94	<b>22-0122-2K</b>	4252.94	<b>22-0601-0</b>
4423368	<b>23-0331</b>	0K56A2638ZA	<b>53-0026</b>	4241.K8	<b>53-0023</b>	4251.07	<b>22-0099-1</b>	4253.04	<b>22-0156-1</b>
4423606	<b>53-0349</b>	4423606	<b>53-0349</b>	4241.L0	<b>53-0025</b>	4251.09	<b>22-0072-3</b>	4253.23	<b>22-0548-1</b>
4423715	<b>22-0714-0</b>	4423812	<b>22-0289-0</b>	4241.L3	<b>53-0320</b>	4251.10	<b>22-0072-3</b>	4253.25	<b>22-0639-0</b>
4423725	<b>22-0714-0</b>	4423822	<b>22-0289-0</b>	4241.L4	<b>53-0022</b>	4251.11	<b>22-0178-1K</b>	4253.26	<b>22-0602-0</b>
4423812	<b>22-0289-0</b>	4761833	<b>53-0349</b>	4241.L7	<b>53-0085</b>	4251.12	<b>22-0178-1K</b>	4253.26	<b>22-0637-0</b>
4423822	<b>22-0289-0</b>	4882059	<b>53-0026</b>	4241.N2	<b>53-0438</b>	4251.13	<b>22-0157-0</b>	4253.28	<b>22-0637-0</b>
4509340	<b>23-0331</b>	4882576	<b>53-0027</b>	4241.N6	<b>53-0268</b>	4251.15	<b>22-0025-0</b>	4253.30	<b>22-0327-0</b>
4683918	<b>23-0780</b>	4883833AA	<b>53-0026</b>	424100000	<b>53-0322</b>	4251.20	<b>22-0037-4</b>	4253.31	<b>22-0322-1</b>
4683918AA	<b>23-0780</b>	5018209AA	<b>53-0029</b>	42410000000	<b>53-0021K</b>	4251.25	<b>22-0105-0</b>	4253.33	<b>22-0217-1</b>
4683918AB	<b>23-0780</b>	5018211AA	<b>53-0029</b>	42410000000	<b>53-0320</b>	4251.26	<b>22-0105-0</b>	4253.34	<b>22-0333-0</b>
4721820	<b>23-0473</b>	5019802AA	<b>53-0027</b>	4242.01	<b>53-0025</b>	4251.28	<b>22-0060-2</b>	4253.38	<b>22-0327-0</b>
4721820AC	<b>23-0689</b>	5114493AA	<b>53-0029</b>	4242.10	<b>53-0085</b>	4251.29	<b>22-0531-0</b>	4253.39	<b>22-0322-1</b>
4721820AE	<b>23-0473</b>	5191215AA	<b>53-0362</b>	4242.11	<b>53-0085</b>	4251.33	<b>22-0290-0</b>	4253.41	<b>22-0327-0</b>
4721820AF	<b>23-0689</b>	68003589AA	<b>53-0363</b>	4242.27	<b>53-0085</b>	4251.34	<b>22-0156-1</b>	4253.42	<b>22-0327-0</b>
4728240	<b>22-0355-0</b>	68026168AA	<b>53-0249</b>	4242.55	<b>53-0323</b>	4251.37	<b>22-0037-5</b>	4253.44	<b>22-0548-1</b>
4741722	<b>53-0028</b>	K5018209AA	<b>53-0029</b>	4246.44	<b>23-0793</b>	4251.39	<b>22-0156-1</b>	4253.45	<b>22-0328-0</b>
4741772	<b>53-0031</b>	MA180104	<b>18-0342</b>	4246.63	<b>23-0018</b>	4251.42	<b>22-0156-1</b>	4253.61	<b>22-0800-0</b>
4761833	<b>53-0349</b>	MA180105	<b>18-0342</b>	4246.83	<b>23-0065</b>	4251.44	<b>22-0214-0</b>	4253.62	<b>22-0675-3</b>
4762537	<b>53-0028</b>			4246.90	<b>23-0111</b>	4251.45	<b>22-0334-0</b>	4253.65	<b>22-0530-2</b>
4762550	<b>22-0713-0</b>			4246.C0	<b>23-0751</b>	4251.46	<b>22-0038-0</b>	4253.66	<b>22-0530-2</b>
4762682	<b>22-0356-1</b>			4246.E0	<b>23-0793</b>	4251.47	<b>22-0037-5</b>	4253.70	<b>22-0322-1</b>
4773264	<b>22-0356-1</b>	<b>CHRYSLER (USA) DODGE TRUCK</b>		4246.F0	<b>23-0834</b>	4251.50	<b>22-0105-0</b>	4253.71	<b>22-0801-0</b>
4864304	<b>53-0030</b>			4246.H9	<b>23-0402</b>	4251.51	<b>22-0105-0</b>	4253.87	<b>22-0134-0</b>
4882059	<b>53-0026</b>	4423606	<b>53-0349</b>	4246.J0	<b>23-0834</b>	4251.52	<b>22-0313-0</b>	4253.91	<b>22-0400-0</b>
4882070	<b>22-0355-0</b>	4761833	<b>53-0349</b>	4246.J2	<b>23-0338</b>	4251.54	<b>22-0217-0</b>	4253.95	<b>22-0530-2</b>
4882106	<b>22-0356-0</b>			4246.J3	<b>23-0338</b>	4251.55	<b>22-0217-1</b>	4253.96	<b>22-0100-1</b>
4882107	<b>22-0356-0</b>			4246.J6	<b>23-0337</b>	4251.56	<b>22-0144-0</b>	4253.97	<b>22-0675-3</b>
4882576	<b>53-0027</b>			4246.K0	<b>23-0793</b>	4251.57	<b>22-0157-0</b>	4254.03	<b>22-0675-5</b>
4883833AA	<b>53-0026</b>			4246.L6	<b>23-0425</b>	4251.58	<b>22-0290-0</b>	4254.04	<b>22-0602-0</b>
5011240AA	<b>53-0028</b>			4246.L8	<b>23-0454</b>	4251.67	<b>22-0156-1</b>	4254.05	<b>22-0337-1</b>
5018209AA	<b>53-0029</b>	4778058AB	<b>22-0218-0</b>	4246.N0	<b>23-0454</b>	4251.69	<b>22-0253-0</b>	4254.11	<b>22-0601-0</b>
5018211AA	<b>53-0029</b>	5191955AA	<b>22-0218-0</b>	4246.N8	<b>23-0295</b>	4251.70	<b>22-0156-1</b>	4254.12	<b>22-0800-0</b>
5019802AA	<b>53-0027</b>	52001151	<b>18-0181</b>	4246.P1	<b>23-0615</b>	4251.83	<b>22-0285-0</b>	4254.13	<b>22-0800-0</b>
5066036AA	<b>53-0031</b>	52005350	<b>18-0183</b>	4246.P2	<b>23-0615</b>	4251.97	<b>22-0038-0</b>	4254.14	<b>22-0816-0</b>
5073069AA	<b>23-0689</b>	52007502	<b>18-0182</b>	4246.P3	<b>23-0554</b>	4251.J5	<b>53-0350</b>	4254.20	<b>22-0100-1</b>
5096552A	<b>53-0233</b>	8305252531	<b>22-0218-0</b>	4246.P4	<b>23-0554</b>	4252.03	<b>22-0313-0</b>	4254.21	<b>22-0602-0</b>
5114493AA	<b>53-0029</b>	8983502200	<b>22-0133-0</b>	4246.P5	<b>23-0751</b>	4252.05	<b>22-0253-0</b>	4254.23	<b>22-0327-0</b>
5143676A	<b>53-0233</b>			4246.R2	<b>23-0401</b>	4252.11	<b>22-0334-0</b>	4254.25	<b>22-0800-0</b>
5191215AA	<b>53-0362</b>			4246.R4	<b>23-0401</b>	4252.13	<b>22-0217-1</b>	4254.28	<b>22-0100-1</b>
K5018209AA	<b>53-0029</b>			4246.R5	<b>23-0191</b>	4252.14	<b>22-0330-0</b>	4254.29	<b>22-0816-0</b>
				4246.R6	<b>23-0557</b>	4252.15	<b>22-0331-0</b>	5420027	<b>23-0017</b>
				4246.R7	<b>23-0454</b>	4252.16	<b>22-0332-0</b>	5429669S	<b>23-0037</b>
		4423812	<b>22-0289-0</b>	4246.R8					



Ad. OE	METELLI ref.	Ad. OE	METELLI ref.	Ad. OE	METELLI ref.	Ad. OE	METELLI ref.	Ad. OE	METELLI ref.
<b>CITROËN</b>		95667788	<b>22-0285-0</b>	4249.20	<b>23-0887</b>	4253.61	<b>22-0800-0</b>	84 55 499 157	<b>53-0340</b>
		95667809	<b>23-0191</b>	4249.22	<b>23-0888</b>	4253.63	<b>22-0707-0</b>		
		95667810	<b>23-0336</b>	4249.23	<b>23-0888</b>	4253.64	<b>22-0707-0</b>		
75529364	<b>23-0037</b>	95667811	<b>23-0319</b>	4249.24	<b>23-0886</b>	4253.65	<b>22-0530-2</b>	<b>DAEWOO</b>	
75531486	<b>22-0005-1</b>	95669226	<b>23-0318</b>	4249.25	<b>23-0886</b>	4253.65	<b>22-0707-0</b>		
79 10 007 463	<b>23-0018</b>	96012770	<b>23-0271</b>	4249.26	<b>23-0340</b>	4253.66	<b>22-0530-2</b>		
91502484	<b>18-0158</b>	96017878	<b>23-0318</b>	4249.27	<b>23-0340</b>	4253.66	<b>22-0707-0</b>	11046948322	<b>22-0077-0</b>
91509908	<b>18-0161</b>	96047276	<b>23-0334</b>	4249.28	<b>23-0884</b>	4253.68	<b>22-0712-0</b>	11046948372	<b>22-0077-0</b>
91517694	<b>23-0111</b>	96054779	<b>23-0190</b>	4249.29	<b>23-0884</b>	4253.70	<b>22-0322-1</b>	11046952012	<b>22-0117-0</b>
91517695	<b>23-0238</b>	96070525	<b>23-0100</b>	4249.30	<b>23-0952</b>	4253.74	<b>22-0709-0</b>	1605056	<b>53-0309</b>
9404241998	<b>53-0339K</b>	96099616	<b>23-0295</b>	4249.31	<b>23-0952</b>	4253.76	<b>22-0709-0</b>	1605910	<b>53-0309</b>
9430655421	<b>18-0160</b>	AL 9451.923L	<b>23-0017</b>	4249.35	<b>23-0341</b>	4253.95	<b>22-0530-2</b>	290611	<b>53-0047</b>
9478267980	<b>18-0165</b>	AM 451.23	<b>23-0016</b>	4249.36	<b>23-0341</b>	4253.96	<b>22-0100-1</b>	43511-A84000	<b>18-0312</b>
95027199	<b>23-0153</b>	AY4516	<b>18-0340</b>	4249.37	<b>23-0885</b>	4254.07	<b>22-0321-0</b>	4520005	<b>53-0309</b>
95030547	<b>23-0296</b>	AY4516A	<b>18-0340</b>	4249.38	<b>23-0885</b>	4254.12	<b>22-0800-0</b>	4520008	<b>53-0050</b>
95462429	<b>22-0531-0</b>	GX2117001A	<b>23-0036</b>	4249.39	<b>23-0912</b>	4254.13	<b>22-0800-0</b>	48330-05000	<b>53-0100</b>
95535891	<b>23-0034</b>	GX2532901A	<b>23-0034</b>	4249.40	<b>23-0912</b>	4254.14	<b>22-0816-0</b>	90105445	<b>18-0300</b>
95539013	<b>22-0025-0</b>	RB337335	<b>53-0320K</b>	4249.42	<b>23-0911</b>	4254.20	<b>22-0100-1</b>	90121445	<b>23-0096</b>
95565564	<b>22-0531-0</b>			4249.74	<b>23-0407</b>	4254.23	<b>22-0327-0</b>	90168958	<b>18-0300</b>
95575080	<b>23-0097</b>			4250.12	<b>53-0340</b>	4254.25	<b>22-0800-0</b>	90295087	<b>23-0166</b>
95582062	<b>23-0113</b>	<b>CITROËN LCV</b>		4250.15	<b>22-0025-0</b>	4254.28	<b>22-0100-1</b>	91024352	<b>18-0300</b>
95587472	<b>22-0284-0</b>			4250.37	<b>22-0049-0</b>	4254.29	<b>22-0816-0</b>	91149506	<b>53-0309</b>
95589273	<b>22-0036-0</b>			4250.91	<b>22-0037-4</b>	4450931	<b>23-0093</b>	93740251	<b>53-0050</b>
95599322	<b>23-0016</b>	0017582600	<b>53-0324K</b>	4251.06	<b>22-0031-0</b>	5.416.277	<b>23-0076</b>	93740252	<b>53-0050</b>
95600003	<b>18-0162</b>	4238.99	<b>53-0062</b>	4251.09	<b>22-0072-3</b>	5.426.184	<b>23-0077</b>	94608757	<b>18-0300</b>
95616818	<b>22-0049-0</b>	4241.58	<b>53-0062</b>	4251.10	<b>22-0072-3</b>	70557300000	<b>53-0324K</b>	96175281	<b>18-0300</b>
95619206	<b>18-0160</b>	4241.59	<b>53-0068</b>	4251.15	<b>22-0025-0</b>	7059650000	<b>53-0324K</b>	96179110	<b>23-0166</b>
95619515	<b>53-0021K</b>	4241.94	<b>53-0340</b>	4251.17	<b>22-0154-0</b>	7531819	<b>23-0134</b>	96193771	<b>18-0310</b>
95619611	<b>22-0060-0</b>	4241.A4	<b>53-0324</b>	4251.19	<b>22-0155-0</b>	7538682	<b>23-0161</b>	96193878	<b>18-0310</b>
95624480	<b>22-0085-0</b>	4241.H4	<b>53-0072</b>	4251.20	<b>22-0037-4</b>	75485825	<b>23-0065</b>	96234203	<b>18-0309</b>
95624482	<b>22-0531-0</b>	4241.H5	<b>53-0073</b>	4251.25	<b>22-0105-0</b>	7568440	<b>23-0134</b>	96234212	<b>18-0309</b>
95624484	<b>22-0036-0</b>	4241.H7	<b>53-0074</b>	4251.26	<b>22-0105-0</b>	7568501	<b>23-0093</b>	96245179	<b>22-0369-0</b>
95637178	<b>18-0163</b>	4241.H8	<b>53-0062</b>	4251.37	<b>22-0037-5</b>	770121381	<b>53-0324K</b>	96253382	<b>22-0294-0</b>
95637322	<b>23-0190</b>	4241.H9	<b>53-0062</b>	4251.47	<b>22-0037-5</b>	91509908	<b>18-0161</b>	96264591	<b>23-0719</b>
95638635	<b>23-0226</b>	4241.K6	<b>53-0074</b>	4251.50	<b>22-0105-0</b>	93500521	<b>23-0161</b>	96268686	<b>53-0046</b>
95646300	<b>22-0060-0</b>	4241.L1	<b>53-0089</b>	4251.51	<b>22-0105-0</b>	95539013	<b>22-0025-0</b>	96273708	<b>22-0293-0</b>
95647733	<b>22-0049-0</b>	4241.L2	<b>53-0082</b>	4251.54	<b>22-0217-0</b>	95600003	<b>18-0162</b>	96281945	<b>22-0293-0</b>
95648537	<b>22-0025-0</b>	4241.L9	<b>53-0089</b>	4251.55	<b>22-0217-1</b>	95616818	<b>22-0049-0</b>	96284392	<b>23-0597</b>
95650872	<b>22-0284-0</b>	4241.N4	<b>53-0073</b>	4251.H4	<b>53-0072</b>	95624959	<b>53-0324</b>	96286933	<b>23-0718</b>
95650873	<b>22-0284-0</b>	4241.N5	<b>53-0094</b>	4252.13	<b>22-0217-1</b>	95625020	<b>53-0324</b>	96298282	<b>53-0048</b>
95650890	<b>22-0284-0</b>	4241.N8	<b>53-0099</b>	4252.18	<b>22-0327-0</b>	95643713	<b>53-0062</b>	96312559	<b>23-0718</b>
95650936	<b>22-0060-0</b>	4241.P0	<b>53-0099</b>	4252.20	<b>22-0530-0</b>	95647733	<b>22-0049-0</b>	96312560	<b>23-0595</b>
95650937	<b>22-0060-0</b>	4242.21	<b>53-0073</b>	4252.21	<b>22-0327-0</b>	95648537	<b>22-0025-0</b>	96316582	<b>22-0293-0</b>
95650938	<b>22-0060-0</b>	4245.72	<b>53-0340</b>	4252.22	<b>22-0322-1</b>	95661748	<b>23-0100</b>	96316636	<b>18-0311</b>
95653213	<b>53-0024Y</b>	4246.83	<b>23-0065</b>	4252.23	<b>22-0100-1</b>	95661851	<b>53-0062</b>	96319066	<b>53-0049</b>
95655344	<b>53-0021K</b>	4246.H8	<b>23-0402</b>	4252.26	<b>22-0154-1</b>	95661871	<b>22-0049-0</b>	96320531	<b>23-0597</b>
95658557	<b>22-0032-1</b>	4246.H9	<b>23-0402</b>	4252.27	<b>22-0155-1</b>	95667764	<b>22-0031-0</b>	96328338	<b>23-0719</b>
95658617	<b>22-0060-1</b>	4246.J2	<b>23-0338</b>	4252.31	<b>22-0530-0</b>	95667765	<b>22-0058-1</b>	96349066	<b>53-0049</b>
95658639	<b>22-0185-1</b>	4246.J3	<b>23-0338</b>	4252.32	<b>22-0100-1</b>	95667809	<b>23-0191</b>	96394977	<b>53-0049</b>
95659341	<b>22-0038-0</b>	4246.J5	<b>23-0337</b>	4252.33	<b>22-0100-1</b>	9566928380	<b>23-0337</b>	96405129	<b>22-0294-0</b>
95659353	<b>22-0049-2</b>	4246.J6	<b>23-0337</b>	4252.34	<b>22-0217-1</b>	9567217780	<b>23-0337</b>	96405131	<b>22-0511-0</b>
95659470	<b>53-0022</b>	4246.J8	<b>23-0339</b>	4252.35	<b>22-0322-1</b>	96070525	<b>23-0100</b>	96430417	<b>53-0309</b>
95659622	<b>18-0164</b>	4246.J9	<b>23-0339</b>	4252.36	<b>22-0328-0</b>	ZF04449694	<b>18-0015</b>	96446178	<b>53-0046</b>
95659639	<b>22-0184-1</b>	4246.K2	<b>23-0341</b>	4252.38	<b>22-0327-0</b>			96446742	<b>22-0509-0</b>
95659640	<b>22-0184-1</b>	4246.K3	<b>23-0341</b>	4252.39	<b>22-0327-0</b>			96455424	<b>23-0597</b>
95659641	<b>22-0185-1</b>	4246.L2	<b>23-0340</b>	4252.40	<b>22-0327-0</b>			96473229	<b>53-0050</b>
95659642	<b>22-0285-0</b>	4246.L3	<b>23-0340</b>	4252.41	<b>22-0100-1</b>	<b>DACIA</b>		96496763	<b>22-0510-0</b>
95659661	<b>53-0346</b>	4246.L4	<b>23-0340</b>	4252.43	<b>22-0325-0</b>			96534653	<b>22-0508-0</b>
95659671	<b>53-0320</b>	4246.P1	<b>23-0615</b>	4252.45	<b>22-0326-0</b>	26 77 502 515	<b>23-0026</b>	96549630	<b>23-0953</b>
95659676	<b>53-0322</b>	4246.P2	<b>23-0615</b>	4252.47	<b>22-0532-0</b>	26 77 509 716	<b>23-0082</b>	96549782	<b>23-0921</b>
95661746	<b>23-0097</b>	4246.P3	<b>23-0554</b>	4252.50	<b>22-0322-1</b>	60 01 539 659	<b>23-0838</b>	96574633	<b>23-0790</b>
95661747	<b>23-0238</b>	4246.P4	<b>23-0554</b>	4252.52	<b>22-0322-1</b>	60 01 547 619	<b>22-0120-0</b>	NP1441	<b>53-0309</b>
95661748	<b>23-0100</b>	4246.R2	<b>23-0401</b>	4252.53	<b>22-0322-1</b>	60 01 547 630	<b>53-0350</b>	NP1464	<b>53-0309</b>
95661749	<b>23-0271</b>	4246.R4	<b>23-0401</b>	4252.58	<b>22-0328-0</b>	60 01 547 683	<b>23-0864</b>	S4510004	<b>22-0293-0</b>
95661796	<b>23-0335</b>	4246.R5	<b>23-0191</b>	4252.59	<b>22-0327-0</b>	60 01 549 211	<b>23-0864</b>	S4510019	<b>22-0294-0</b>
95661798	<b>22-0531-0</b>	4246.W1	<b>23-0555</b>	4252.63	<b>22-0037-4</b>	60 01 549 703	<b>53-0365</b>	S4521001	<b>22-0369-0</b>
95661810	<b>23-0153</b>	4246.W2	<b>23-0566</b>	4252.64	<b>22-0037-4</b>	60 01 549 704	<b>53-0359</b>	S4521002	<b>22-0369-0</b>
95661811	<b>23-0334</b>	4246.W6	<b>23-0191</b>	4252.72	<b>22-0037-5</b>	60 01 549 803	<b>22-0802-0</b>	S4521006	<b>22-0369-0</b>
95661812	<b>23-0190</b>	4246.X8	<b>23-0567</b>	4252.76	<b>22-0327-0</b>	60 01 551 409	<b>53-0359</b>	SF327	<b>53-0309</b>
95661813	<b>23-0295</b>	4246.X9	<b>23-0340</b>	4253.25	<b>22-0639-0</b>	60 01 551 413	<b>53-0359</b>		
95661814	<b>23-0296</b>	4246.Y1	<b>23-0340</b>	4253.30	<b>22-0327-0</b>	66 01 547 684	<b>23-0082</b>		
95661848	<b>23-0226</b>	4246.Y3	<b>23-0341</b>	4253.31	<b>22-0322-1</b>	77 00 502 515	<b>23-0026</b>	<b>DAEWOO LCV</b>	
95661849	<b>23-0113</b>	4246.Y5	<b>23-0341</b>	4253.33	<b>22-0217-1</b>	77 00 704 705	<b>23-0082</b>		
95661871	<b>22-0049-0</b>	4246.Y7	<b>23-0731</b>	4253.38	<b>22-0327-0</b>	77 01 206 339	<b>23-0549</b>		
95666671	<b>22-0038-0</b>	4246.Z1	<b>23-0732</b>	4253.39	<b>22-0322-1</b>	77 01 206 429	<b>53-0359</b>	96273708	<b>22-0293-0</b>
95666970	<b>22-0037-1</b>	4247.24	<b>18-0233</b>	4253.41	<b>22-0327-0</b>	77 01 207 066	<b>22-0120-0</b>	96281945	<b>22-0293-0</b>
95666971	<b>22-0038-0</b>	4247.37	<b>18-0017</b>	4253.42	<b>22-0327-0</b>	77 0			

CROSS REFERENCES LIST



Ad. OE	METELLI ref.	Ad. OE	METELLI ref.	Ad. OE	METELLI ref.	Ad. OE	METELLI ref.	Ad. OE	METELLI ref.	
<b>DAEWOO LCV</b>		04495-22051	<b>53-0408</b>	04491-87503	<b>22-0201-0</b>	46788929	<b>23-0754</b>	71711135	<b>22-0105-0</b>	
		04495-22080	<b>53-0408</b>	04491-87510	<b>22-0201-0</b>	46819776	<b>18-0011</b>	71713143	<b>22-0083-0</b>	
		04495-22081	<b>53-0408</b>	04491-87613	<b>22-0239-0</b>	46820655	<b>23-0179</b>	71737178	<b>22-0159-0</b>	
	S4510004	<b>22-0293-0</b>	04495-22090	<b>53-0408</b>	04495-87508	<b>53-0040</b>	46831041	<b>23-0407</b>	71737179	<b>22-0159-1</b>
		04495-59010	<b>53-0436</b>	04495-87714	<b>53-0040</b>	46831042	<b>23-0193</b>	71738134	<b>22-0137-0</b>	
		04495-87203	<b>53-0034</b>	04495-87Z01	<b>53-0044</b>	46836489	<b>23-0609</b>	71738144	<b>23-0402</b>	
<b>DAF</b>		04495-87204	<b>53-0038</b>			46836490	<b>23-0682C</b>	71738145	<b>23-0231</b>	
		04495-87210	<b>53-0038</b>			46836491	<b>23-0608</b>	71738151	<b>22-0274-0</b>	
		04495-87214	<b>53-0034</b>			46844071	<b>23-0608</b>	71738152	<b>22-0274-2</b>	
01922750	<b>53-0139</b>	04495-87215	<b>53-0038</b>	<b>DAIMLER</b>		51749124	<b>23-0231</b>	71738153	<b>22-0057-2</b>	
1436901	<b>22-0582-0</b>	04495-87401	<b>53-0429</b>			51757229	<b>23-0860</b>	71738156	<b>22-0273-1</b>	
1439324	<b>22-0585-0</b>	04495-87402	<b>53-0434</b>		CBC2347	<b>53-0197K</b>	51799235	<b>23-0609</b>	71738157	<b>22-0273-0</b>
1440504	<b>22-0590-0</b>	04495-87508	<b>53-0040</b>			51799236	<b>23-0609</b>	71738375	<b>53-0063</b>	
1617343	<b>22-0585-0</b>	04495-87601	<b>53-0033</b>			51819711	<b>23-0608</b>	71738376	<b>53-0066</b>	
31004381	<b>53-0004</b>	04495-87603	<b>53-0033</b>	<b>FERRARI</b>		51819733	<b>23-0608</b>	71738377	<b>53-0069</b>	
3266302	<b>53-0103</b>	04495-87605	<b>53-0033</b>				55700398	<b>23-0858</b>	71738378	<b>53-0070</b>
91112875	<b>53-0109</b>	04495-87608	<b>53-0037</b>				55700592	<b>23-0857</b>	71738421	<b>23-0232</b>
91112944	<b>53-0109</b>	04495-87608	<b>53-0426</b>	193100	<b>22-0091-2</b>	55700593	<b>23-0857</b>	71738422	<b>23-0014</b>	
BAU 4537	<b>18-0100</b>	04495-87704	<b>53-0036</b>			55700918	<b>23-0858</b>	71738423	<b>23-0156</b>	
BBU8177	<b>22-0579-0</b>	04495-87706	<b>53-0036</b>			55700920	<b>23-0835</b>	71742832	<b>53-0096</b>	
BBU8178	<b>22-0579-1</b>	04495-87707	<b>53-0037</b>	<b>FIAT</b>		55700921	<b>23-0835</b>	71742850	<b>23-0895</b>	
RTC3432	<b>53-0139</b>	04495-87708	<b>53-0037</b>				55700922	<b>23-0859</b>	71742853	<b>22-0702-0</b>
		04495-87711	<b>53-0036</b>				55700923	<b>23-0859</b>	71748384	<b>22-0033-1</b>
<b>DAIHATSU</b>		04495-87712	<b>53-0036</b>	1309392080	<b>23-0338</b>	55701379	<b>18-0373</b>	71748387	<b>22-0072-1</b>	
		04495-87714	<b>53-0040</b>	1311823080	<b>18-0017</b>	55701380	<b>18-0372</b>	71748388	<b>22-0083-0</b>	
		04495-88000	<b>53-0033</b>	1316323080	<b>23-0402</b>	55703042	<b>18-0373</b>	71748391	<b>22-0072-1</b>	
		04495-97201	<b>53-0435</b>	1317651080	<b>23-0338</b>	55704058	<b>18-0372</b>	71750033	<b>22-0702-0</b>	
04465-B1020	<b>22-0415-0</b>	04495-97202	<b>53-0041</b>	1325772080	<b>23-0615</b>	5880890	<b>53-0055</b>	71753039	<b>22-0083-0</b>	
04465-B1110	<b>22-0415-0</b>	04495-97203	<b>53-0035</b>	13313010080	<b>23-0615</b>	5880891	<b>53-0063</b>	7545556	<b>23-0179</b>	
04465-B1120	<b>22-0793-0</b>	04495-97204	<b>53-0435</b>	1471288080	<b>18-0017</b>	5880993	<b>53-0340</b>	7550923	<b>23-0157</b>	
04465-B1190	<b>22-0793-0</b>	04495-97205	<b>53-0038</b>	4121616	<b>18-0004</b>	5881040	<b>53-0063</b>	7569600	<b>18-0009</b>	
04465-B2050	<b>22-0415-0</b>	04495-97206	<b>53-0039</b>	4139010	<b>23-0014</b>	5881050	<b>53-0063</b>	7599325	<b>18-0008</b>	
04465-B4020	<b>22-0382-0</b>	04495-97208	<b>53-0039</b>	4208311	<b>23-0014</b>	5881159	<b>53-0340</b>	762699	<b>22-0063-0</b>	
04465-B4030	<b>22-0382-0</b>	04495-97213	<b>53-0039</b>	4234857	<b>18-0004</b>	5881214	<b>53-0063</b>	7645054	<b>23-0232</b>	
04491-12142	<b>22-0228-0</b>	04495-97215	<b>53-0041</b>	4236768	<b>18-0004</b>	5881964	<b>53-0063</b>	7645055	<b>23-0179</b>	
04491-20361	<b>22-0441-0</b>	04495-97220	<b>53-0045</b>	4267288	<b>18-0004</b>	5882984	<b>22-0057-2</b>	7650707	<b>23-0157</b>	
04491-60020	<b>22-0239-0</b>	04495-B1030	<b>53-0043</b>	4299052	<b>18-0002</b>	5888143	<b>53-0340</b>	7663465	<b>23-0232</b>	
04491-87203	<b>22-0201-0</b>	04495-B1170	<b>53-0043</b>	4299429	<b>18-0001</b>	5888144	<b>53-0063</b>	7663466	<b>23-0179</b>	
04491-87206	<b>22-0378-0</b>	04495-B2170	<b>53-0045</b>	4340300	<b>18-0001</b>	5888148	<b>22-0102-0</b>	7672577	<b>18-0023</b>	
04491-87207	<b>22-0378-0</b>	04495-B2180	<b>53-0042</b>	4340301	<b>18-0002</b>	5888153	<b>22-0030-0</b>	7672577	<b>18-0024</b>	
04491-87209	<b>22-0378-0</b>	04495-B2220	<b>53-0042</b>	4340305	<b>18-0002</b>	5888154	<b>22-0001-0</b>	7685656	<b>23-0232</b>	
04491-87213	<b>22-0378-0</b>	04497-12010	<b>53-0409</b>	4340810	<b>53-0055</b>	5888433	<b>53-0066</b>	77362084	<b>22-0079-0</b>	
04491-87216	<b>22-0378-0</b>	04497-12050	<b>53-0408</b>	4340811	<b>53-0055</b>	5888453	<b>53-0067</b>	77362149	<b>22-0082-2</b>	
04491-87217	<b>22-0378-0</b>	04497-14010	<b>53-0408</b>	4345289	<b>18-0005</b>	5888528	<b>22-0057-2</b>	77362170	<b>22-0079-2</b>	
04491-87218	<b>22-0378-0</b>	04497-14020	<b>53-0408</b>	4352373	<b>53-0063</b>	5888529	<b>22-0057-0</b>	77362177	<b>22-0274-2</b>	
04491-87226	<b>22-0458-0</b>	04497-20030	<b>53-0408</b>	4360976	<b>18-0002</b>	5888542	<b>53-0340</b>	77362178	<b>22-0274-0</b>	
04491-87228	<b>22-0378-0</b>	04497-20060	<b>53-0408</b>	4360988	<b>18-0001</b>	5888553	<b>22-0028-0</b>	77362179	<b>22-0321-1</b>	
04491-87229	<b>22-0378-0</b>	42403-87222	<b>18-0104</b>	4368516	<b>18-0004</b>	5888606	<b>53-0055</b>	77362180	<b>22-0274-2</b>	
04491-87401	<b>22-0382-0</b>	42403-87703	<b>18-0131</b>	4373442	<b>53-0063</b>	5888939	<b>22-0035-0</b>	77362185	<b>22-0159-1</b>	
04491-87501	<b>22-0201-0</b>	42403-87706	<b>18-0132</b>	4377102	<b>23-0020</b>	5890500	<b>53-0066</b>	77362186	<b>22-0082-0</b>	
04491-87503	<b>22-0201-0</b>	42403-97205	<b>18-0354</b>	4379680	<b>18-0003</b>	5892309	<b>22-0033-0</b>	77362190	<b>22-0079-1</b>	
04491-87510	<b>22-0201-0</b>	42431-12020	<b>18-0126</b>	4381459	<b>18-0005</b>	5892310	<b>22-0033-1</b>	77362193	<b>22-0083-2</b>	
04491-87607	<b>22-0101-0</b>	42431-12021	<b>18-0126</b>	4382264	<b>53-0063</b>	5892330	<b>22-0059-0</b>	77362195	<b>22-0322-0</b>	
04491-87610	<b>22-0101-0</b>	42431-12050	<b>18-0126</b>	4385812	<b>23-0014</b>	5892580	<b>22-0053-0</b>	77362199	<b>22-0079-0</b>	
04491-87613	<b>22-0239-0</b>	42431-12110	<b>18-0126</b>	4434816	<b>22-0001-0</b>	5892727	<b>22-0030-1</b>	77362202	<b>22-0083-0</b>	
04491-87710	<b>22-0240-0</b>	42431-87401	<b>18-0105</b>	4434817	<b>22-0001-1</b>	5892728	<b>22-0030-1</b>	77362222	<b>22-0083-0</b>	
04491-87722	<b>22-0240-0</b>	42431-87402	<b>18-0355</b>	4435009	<b>22-0028-0</b>	5892731	<b>22-0074-0</b>	77362227	<b>22-0251-0</b>	
04491-87727	<b>22-0379-0</b>	42431-87602	<b>18-0133</b>	4448411	<b>23-0083</b>	5892733	<b>22-0030-1</b>	77362236	<b>22-0530-0</b>	
04491-87728	<b>22-0379-0</b>	42431-87709	<b>18-0130</b>	46401356	<b>23-0407</b>	5892735	<b>22-0030-1</b>	77362237	<b>22-0072-3</b>	
04491-97201	<b>22-0381-0</b>	43512-12110	<b>23-0150</b>	46403088	<b>23-0369</b>	5892736	<b>22-0159-0</b>	77362238	<b>22-0105-0</b>	
04491-97202	<b>22-0459-0</b>	43512-20030	<b>23-0148</b>	46403958	<b>23-0298</b>	5892737	<b>22-0159-1</b>	77362242	<b>22-0299-0</b>	
04491-97205	<b>22-0381-0</b>	43512-20032	<b>23-0148</b>	46403959	<b>23-0369</b>	5892786	<b>22-0137-0</b>	77362245	<b>22-0159-1</b>	
04491-97213	<b>22-0459-0</b>	43512-87402	<b>23-0841</b>	46403960	<b>23-0232</b>	5923606	<b>18-0018</b>	77362266	<b>22-0033-0</b>	
04491-97214	<b>22-0605-0</b>	43512-87605	<b>23-0244</b>	46407799	<b>53-0076</b>	5923924	<b>18-0006</b>	77362267	<b>22-0159-1</b>	
04491-97217	<b>22-0415-0</b>	43512-87608	<b>23-0244</b>	46416712	<b>23-0231</b>	5951660	<b>22-0033-1</b>	77362269	<b>22-0082-2</b>	
04491-97401	<b>22-0381-0</b>	43512-97204	<b>23-0791</b>	46419204	<b>23-0496</b>	5953538	<b>53-0055</b>	77362270	<b>22-0324-0</b>	
04491-97402	<b>22-0415-0</b>	43512-97207	<b>23-0791</b>	46423415	<b>23-0231</b>	5961814	<b>23-0156</b>	77362271	<b>22-0323-0</b>	
04491-97403	<b>22-0381-0</b>	43512-97402	<b>23-0923</b>	46427947	<b>23-0298</b>	5974792	<b>18-0007</b>	77362284	<b>53-0075</b>	
04491-97404	<b>22-0415-0</b>	43512-B1030	<b>23-0922</b>	46427949	<b>23-0298</b>	5975061	<b>18-0007</b>	77362292	<b>53-0063</b>	
04491-97501	<b>22-0459-0</b>	47420-87501	<b>53-0035</b>	46445004	<b>23-0369</b>	60743565	<b>22-0048-0</b>	77362295	<b>53-0079Y</b>	
04492-87101	<b>22-0390-0</b>	47620-12050	<b>53-0408</b>	46445005	<b>23-0240</b>	60743578	<b>22-0048-0</b>	77362296	<b>53-0080Y</b>	
04492-87102	<b>22-0390-0</b>	53200-69G11	<b>53-0037</b>	46448407	<b>18-0024</b>	60750467	<b>53-0340</b>	77362310	<b>22-0273-1</b>	
04494-87602	<b>53-0033</b>	53210-70C00	<b>53-0037</b>	4644847	<b>18-0023</b>	60760120	<b>22-0048-0</b>	77362316	<b>22-0082-0</b>	
04495-12010	<b>53-0409</b>			46455892	<b>23-0369</b>	60777601	<b>22-0064-0</b>	77362344	<b>22-0072-1</b>	
04495-12011	<b>53-0409</b>			46465088	<b>23-0500</b>	60812137	<b>23-0407</b>	77362351	<b>22-0079-0</b>	
04495-12040	<b>53-0409</b>	<b>DAIHATSU LCV</b>		46467186						



Ad. OE	METELLI ref.	Ad. OE	METELLI ref.	Ad. OE	METELLI ref.	Ad. OE	METELLI ref.	Ad. OE	METELLI ref.
<b>FIAT</b>		82451747	<b>23-0240</b>	9950637	<b>22-0083-0</b>	5881050	<b>53-0063</b>	77362295	<b>53-0079Y</b>
		82462136	<b>23-0298</b>	9950778	<b>22-0083-0</b>	5881214	<b>53-0063</b>	77362296	<b>53-0080Y</b>
		93189993	<b>53-0092</b>	9951067	<b>22-0082-0</b>	5881964	<b>53-0063</b>	77362315	<b>22-0057-3</b>
77362479	<b>22-0159-1</b>	9404251248	<b>22-0178-1K</b>	9951217	<b>22-0083-2</b>	5882984	<b>22-0057-2</b>	77362316	<b>22-0082-0</b>
77362491	<b>53-0083</b>	9404251518	<b>22-0105-0</b>	99939353	<b>22-0001-0</b>	5888144	<b>53-0063</b>	77362428	<b>53-0072</b>
77362548	<b>22-0321-0</b>	9404252328	<b>22-0100-1</b>	FA16500250	<b>18-0004</b>	5888154	<b>22-0001-0</b>	77362429	<b>53-0072</b>
77362615	<b>53-0090</b>	9404252548	<b>22-0288-3</b>			5888453	<b>53-0067</b>	77362451	<b>53-0074</b>
77362683	<b>22-0083-0</b>	9464222687	<b>23-0554</b>			5888528	<b>22-0057-2</b>	77362479	<b>22-0159-1</b>
77362689	<b>22-0638-0</b>	9467548987	<b>22-0530-2</b>			5888529	<b>22-0057-0</b>	77362548	<b>22-0321-0</b>
77362691	<b>22-0638-0</b>	9566926980	<b>53-0331</b>			5888553	<b>22-0028-0</b>	77362683	<b>22-0083-0</b>
77362743	<b>22-0322-1</b>	9566928380	<b>23-0337</b>			5892309	<b>22-0033-0</b>	77362689	<b>22-0638-0</b>
77362756	<b>53-0088</b>	9566949580	<b>53-0074</b>	1300500080	<b>23-0339</b>	5892727	<b>22-0030-1</b>	77362691	<b>22-0638-0</b>
77362768	<b>22-0323-0</b>	9567217780	<b>23-0337</b>	1300501080	<b>23-0340</b>	5892728	<b>22-0030-1</b>	77362696	<b>53-0089</b>
77362929	<b>53-0091</b>	9569692680	<b>53-0074</b>	1306211080	<b>18-0016</b>	5892733	<b>22-0030-1</b>	77362699	<b>53-0089</b>
77363035	<b>22-0321-1</b>	95882091	<b>53-0063</b>	1307356080	<b>23-0341</b>	5892735	<b>22-0030-1</b>	77362743	<b>22-0322-1</b>
77363321	<b>22-0082-2</b>	98601861	<b>18-0023</b>	1309392080	<b>23-0338</b>	5892737	<b>22-0159-1</b>	77362768	<b>22-0323-0</b>
77363420	<b>22-0322-0</b>	98845054	<b>53-0081Y</b>	1311823080	<b>18-0017</b>	5892786	<b>22-0137-0</b>	77363035	<b>22-0321-1</b>
77363420	<b>22-0706-0</b>	98845069	<b>53-0078</b>	1313675080	<b>18-0013</b>	5894112	<b>22-0057-3</b>	77363321	<b>22-0082-2</b>
77363445	<b>22-0324-0</b>	98845348	<b>53-0098</b>	1316323080	<b>23-0402</b>	5961814	<b>23-0156</b>	77363420	<b>22-0322-0</b>
77363496	<b>22-0274-2</b>	9938109	<b>22-0005-5</b>	1317651080	<b>23-0338</b>	60812137	<b>23-0407</b>	77363445	<b>22-0324-0</b>
77363518	<b>22-0323-0</b>	9941208	<b>22-0058-1</b>	1325772080	<b>23-0615</b>	60813038	<b>23-0369</b>	77363478	<b>53-0089</b>
77363604	<b>22-0540-0</b>	9943830	<b>22-0059-0</b>	13313010080	<b>23-0615</b>	7074668	<b>53-0063</b>	77363479	<b>53-0089</b>
77363607	<b>22-0706-0</b>	9944329	<b>22-0072-1</b>	1471288080	<b>18-0017</b>	7081832	<b>53-0087</b>	77363496	<b>22-0274-2</b>
77363610	<b>22-0706-0</b>	9944861	<b>22-0058-1</b>	4139010	<b>23-0014</b>	71711135	<b>22-0105-0</b>	77363518	<b>22-0323-0</b>
77363627	<b>22-0530-1</b>	9945371	<b>53-0069</b>	4208311	<b>23-0014</b>	71713143	<b>22-0083-0</b>	77363942	<b>22-0321-0</b>
77363855	<b>53-0092</b>	9945629	<b>22-0048-0</b>	4263843	<b>53-0060</b>	71737179	<b>22-0159-1</b>	77363956	<b>22-0530-0</b>
77363858	<b>53-0093</b>	9945640	<b>53-0069</b>	4352373	<b>53-0063</b>	71738134	<b>22-0137-0</b>	77363958	<b>22-0322-0</b>
77363942	<b>22-0321-0</b>	9945690	<b>53-0076</b>	4373442	<b>53-0063</b>	71738152	<b>22-0274-2</b>	77363974	<b>22-0321-0</b>
77363946	<b>53-0088</b>	9945823	<b>22-0064-0</b>	4379680	<b>18-0003</b>	71738153	<b>22-0057-2</b>	77364014	<b>22-0708-0</b>
77363956	<b>22-0530-0</b>	9945975	<b>53-0070</b>	4382264	<b>53-0063</b>	71738154	<b>22-0057-3</b>	77364016	<b>22-0710-0</b>
77363958	<b>22-0322-0</b>	9946016	<b>22-0072-3</b>	4385812	<b>23-0014</b>	71738375	<b>53-0063</b>	77364023	<b>53-0094</b>
77363959	<b>22-0705-0</b>	9946227	<b>22-0072-1</b>	4389374	<b>18-0013</b>	71738377	<b>53-0069</b>	77364024	<b>22-0324-0</b>
77363974	<b>22-0321-0</b>	9947106	<b>53-0002</b>	4434816	<b>22-0001-0</b>	71738421	<b>23-0232</b>	77364158	<b>22-0321-0</b>
77364024	<b>22-0324-0</b>	9947118	<b>22-0079-0</b>	4435009	<b>22-0028-0</b>	71738422	<b>23-0014</b>	77364160	<b>22-0708-0</b>
77364029	<b>53-0091</b>	9947156	<b>22-0083-0</b>	4448411	<b>23-0083</b>	71738423	<b>23-0156</b>	77364281	<b>22-0322-1</b>
77364158	<b>22-0321-0</b>	9947446	<b>22-0079-0</b>	4449694	<b>18-0013</b>	71738905	<b>23-0340</b>	77364318	<b>22-0709-0</b>
77364168	<b>22-0706-0</b>	9947468	<b>22-0159-1</b>	4450931	<b>23-0093</b>	71740118	<b>23-0731</b>	77364319	<b>22-0709-0</b>
77364169	<b>22-0706-0</b>	9947629	<b>22-0079-0</b>	46401356	<b>23-0407</b>	71748388	<b>22-0083-0</b>	77364393	<b>22-0321-0</b>
77364224	<b>22-0540-0</b>	9947630	<b>22-0082-0</b>	46403088	<b>23-0369</b>	7531819	<b>23-0134</b>	77364447	<b>22-0530-2</b>
77364264	<b>53-0093</b>	9947643	<b>22-0251-0</b>	46403958	<b>23-0298</b>	7538682	<b>23-0161</b>	77364477	<b>22-0321-1</b>
77364281	<b>22-0322-1</b>	9947690	<b>53-0076</b>	46403959	<b>23-0369</b>	7545556	<b>23-0179</b>	77364511	<b>22-0707-0</b>
77364393	<b>22-0321-0</b>	9947773	<b>53-0070</b>	46403960	<b>23-0232</b>	7568440	<b>23-0134</b>	77364512	<b>22-0530-2</b>
77364447	<b>22-0530-2</b>	9947934	<b>22-0079-1</b>	46416712	<b>23-0231</b>	7568501	<b>23-0093</b>	77364512	<b>22-0707-0</b>
77364477	<b>22-0321-1</b>	9947935	<b>22-0083-0</b>	46423415	<b>23-0231</b>	7569600	<b>18-0009</b>	77364513	<b>22-0712-0</b>
77364512	<b>22-0530-2</b>	9947938	<b>22-0299-0</b>	46427947	<b>23-0298</b>	7645054	<b>23-0232</b>	77364517	<b>22-0321-0</b>
77364517	<b>22-0321-0</b>	9947939	<b>53-0075</b>	46427949	<b>23-0298</b>	7645055	<b>23-0179</b>	77364588	<b>22-0321-0</b>
77364588	<b>22-0321-0</b>	9947954	<b>22-0274-0</b>	46445004	<b>23-0369</b>	7663465	<b>23-0232</b>	77364590	<b>22-0323-0</b>
77364589	<b>22-0577-0</b>	9947982	<b>22-0273-0</b>	46448407	<b>18-0024</b>	7663466	<b>23-0179</b>	77364599	<b>22-0322-0</b>
77364590	<b>22-0323-0</b>	9947996	<b>22-0273-0</b>	46455892	<b>23-0369</b>	7672577	<b>18-0024</b>	77364637	<b>22-0321-0</b>
77364599	<b>22-0322-0</b>	9948037	<b>22-0273-1</b>	46542383	<b>23-0407</b>	7685656	<b>23-0232</b>	77364667	<b>53-0099</b>
77364635	<b>22-0159-2</b>	9948038	<b>22-0273-2</b>	46621077	<b>18-0003</b>	77362149	<b>22-0082-2</b>	77364919	<b>22-0321-1</b>
77364636	<b>22-0638-1</b>	9948045	<b>22-0159-1</b>	46788929	<b>23-0754</b>	77362170	<b>22-0079-2</b>	7750119	<b>18-0011</b>
77364637	<b>22-0321-0</b>	9948054	<b>22-0159-1</b>	46806233	<b>23-0340</b>	77362177	<b>22-0274-2</b>	7763353	<b>18-0009</b>
77364716	<b>22-0651-1</b>	9948095	<b>22-0083-0</b>	46806234	<b>23-0341</b>	77362180	<b>22-0274-2</b>	7769850	<b>18-0022</b>
77364744	<b>53-0092</b>	9948131	<b>22-0274-2</b>	46819776	<b>18-0011</b>	77362185	<b>22-0159-1</b>	7774593	<b>18-0019</b>
77364919	<b>22-0321-1</b>	9948200	<b>53-0066</b>	46820655	<b>23-0179</b>	7682186	<b>22-0082-0</b>	7777842	<b>18-0003</b>
7750119	<b>18-0011</b>	9948235	<b>53-0063</b>	46831041	<b>23-0407</b>	77362190	<b>22-0079-1</b>	7779409	<b>23-0231</b>
7763353	<b>18-0009</b>	9948240	<b>53-0063</b>	46831042	<b>23-0193</b>	77362193	<b>22-0083-2</b>	82394418	<b>23-0193</b>
7769850	<b>18-0022</b>	9948334	<b>22-0083-0</b>	46833806	<b>23-0731</b>	77362195	<b>22-0322-0</b>	82433859	<b>23-0193</b>
7774593	<b>18-0019</b>	9948372	<b>53-0079Y</b>	46833807	<b>23-0732</b>	77362199	<b>22-0079-0</b>	82433918	<b>23-0369</b>
7777842	<b>18-0003</b>	9948373	<b>53-0080Y</b>	51705749	<b>23-0884</b>	77362202	<b>22-0083-0</b>	82434070	<b>23-0193</b>
7779409	<b>23-0231</b>	9948408	<b>22-0079-2</b>	51705758	<b>23-0885</b>	77362209	<b>22-0155-0</b>	82440356	<b>23-0369</b>
790475	<b>22-0086-0</b>	9948410	<b>22-0079-2</b>	51728377	<b>23-0340</b>	77362212	<b>22-0154-0</b>	82450657	<b>23-0369</b>
792561	<b>22-0033-1</b>	9948417	<b>22-0324-0</b>	51728378	<b>23-0341</b>	77362216	<b>22-0326-0</b>	82451746	<b>23-0369</b>
793230	<b>22-0053-0</b>	9948476	<b>22-0083-0</b>	51740245	<b>23-0952</b>	77362219	<b>22-0325-0</b>	82462136	<b>23-0298</b>
794079	<b>22-0059-0</b>	9948623	<b>22-0082-2</b>	51740246	<b>23-0884</b>	77362222	<b>22-0083-0</b>	93500520	<b>23-0134</b>
82387932	<b>23-0128</b>	9948870	<b>22-0274-2</b>	51740249	<b>23-0885</b>	77362233	<b>22-0155-1</b>	93500521	<b>23-0161</b>
82388579	<b>23-0184</b>	9949048	<b>22-0082-0</b>	51740250	<b>23-0911</b>	77362235	<b>22-0154-1</b>	9404251518	<b>22-0105-0</b>
82394418	<b>23-0193</b>	9949125	<b>22-0274-2</b>	51749124	<b>23-0231</b>	77362236	<b>22-0530-0</b>	9404252328	<b>22-0100-1</b>
82433789	<b>23-0240</b>	9949134	<b>22-0083-0</b>	51749274	<b>23-0952</b>	77362237	<b>22-0072-3</b>	9464222687	<b>23-0554</b>
82433857	<b>23-0128</b>	9949183	<b>22-0159-1</b>	51749275	<b>23-0912</b>	77362238	<b>22-0105-0</b>	946560	<b>53-0062</b>
82433858	<b>23-0184</b>	9949273	<b>22-0321-0</b>	51749555	<b>23-0911</b>	77362245	<b>22-0159-1</b>	9467548387	<b>23-0887</b>
82433859	<b>23-0193</b>	9949276	<b>22-0322-0</b>	51848618	<b>23-0340</b>	77362267	<b>22-0159-1</b>	9467548487	<b>23-0888</b>
82433860	<b>23-0184</b>	9949279	<b>22-0577-0</b>	51858362	<b>23-0341</b>	77362269	<b>22-0082-2</b>	9467548587	<b>23-0886</b>
82433918	<b>23-03</b>								

CROSS REFERENCES LIST



Ad. OE	METELLI ref.	Ad. OE	METELLI ref.	Ad. OE	METELLI ref.	Ad. OE	METELLI ref.	Ad. OE	METELLI ref.
<b>FIAT LCV</b>		<b>FORD EUROPE</b>		1129986	<b>22-0143-2</b>	1360254	<b>22-0337-1</b>	1619136	<b>53-0111K</b>
				1130120	<b>22-0319-0</b>	1360305	<b>22-0534-0</b>	1619174	<b>23-0098</b>
				1130715	<b>22-0315-0</b>	1368558	<b>22-0549-3</b>	1619208	<b>23-0119</b>
9569692680	<b>53-0074</b>	1000859	<b>18-0289</b>	1130758	<b>22-0146-1</b>	1373360	<b>23-0688</b>	1619228	<b>18-0267</b>
95882091	<b>53-0063</b>	1001093	<b>23-0403</b>	1130759	<b>22-0146-0</b>	1373361	<b>23-0686</b>	1625069	<b>18-0318</b>
9939718	<b>53-0062</b>	1001094	<b>23-0404</b>	1133445	<b>22-0279-1</b>	1373369	<b>23-0685</b>	1625131	<b>53-0111K</b>
9940092	<b>22-0031-0</b>	1001095	<b>22-0279-0</b>	1133446	<b>22-0551-0</b>	1373370	<b>23-0687</b>	1629450	<b>23-0041</b>
9940553	<b>53-0068</b>	1001096	<b>22-0100-1</b>	1133447	<b>22-0100-3</b>	1379931	<b>23-0897</b>	1629451	<b>23-0041</b>
9940559	<b>53-0062</b>	1005960	<b>53-0128</b>	1133448	<b>22-0346-2</b>	1379965	<b>23-0896</b>	1629475	<b>23-0072</b>
9941210	<b>53-0068</b>	1005968	<b>53-0129</b>	1133750	<b>22-0071-1</b>	1379971	<b>22-0675-0</b>	1629478	<b>23-0098</b>
9941243	<b>53-0071</b>	1005970	<b>53-0128</b>	1135082	<b>53-0128</b>	1384689	<b>23-0896</b>	1629482	<b>23-0073</b>
9943934	<b>53-0062</b>	1010502	<b>22-0088-0</b>	1136519	<b>22-0291-0</b>	1385590	<b>23-0897</b>	1630011	<b>23-0120</b>
9943935	<b>53-0068</b>	1010503	<b>22-0093-0</b>	1137985	<b>23-0404</b>	1385735	<b>53-0142</b>	1630012	<b>23-0121</b>
9945070	<b>22-0031-0</b>	1011288	<b>18-0290</b>	1137986	<b>23-0404</b>	1405500	<b>23-0897</b>	1630146	<b>23-0180</b>
9945076	<b>22-0058-1</b>	1013581	<b>23-0377</b>	11382220	<b>53-0101</b>	1405510	<b>23-0896</b>	1630149	<b>23-0542</b>
9945371	<b>53-0069</b>	1013843	<b>22-0073-0</b>	1140278	<b>23-0767</b>	1405511	<b>22-0599-1</b>	1634564	<b>18-0315</b>
9945640	<b>53-0069</b>	1014655	<b>53-0124</b>	1141782	<b>23-0736</b>	1420600	<b>23-0896</b>	1637968	<b>23-0119</b>
9945788	<b>22-0154-0</b>	1015598	<b>22-0071-0</b>	1143349	<b>22-0279-1</b>	1420601	<b>23-0896</b>	1637969	<b>23-0542</b>
9945810	<b>22-0155-0</b>	1017209	<b>53-0129</b>	1143640	<b>23-0403</b>	1423389	<b>22-0599-1</b>	1644844	<b>23-0073</b>
9945884	<b>53-0073</b>	1017668	<b>18-0289</b>	1143641	<b>23-0403</b>	1425406	<b>22-0291-0</b>	1644845	<b>23-0073</b>
9945885	<b>53-0072</b>	1019604	<b>23-0169</b>	1145292	<b>53-0136</b>	1425407	<b>22-0317-0</b>	1648631	<b>53-0111K</b>
9946016	<b>22-0072-3</b>	1022077	<b>22-0656-0</b>	1148202	<b>23-0476</b>	1426143	<b>22-0676-0</b>	1652206	<b>22-0095-2</b>
9946560	<b>53-0071</b>	1022078	<b>22-0656-1</b>	1151001	<b>18-0365</b>	1426144	<b>22-0676-0</b>	1659810	<b>23-0542</b>
9946561	<b>53-0068</b>	1023605	<b>23-0404</b>	1151049	<b>22-0291-0</b>	1431178	<b>22-0599-1</b>	1661851	<b>18-0272</b>
9947118	<b>22-0079-0</b>	1027371	<b>18-0283</b>	1151377	<b>22-0550-0</b>	1439866	<b>22-0676-0</b>	1954433	<b>23-0349</b>
9947156	<b>22-0083-0</b>	1027640	<b>22-0100-1</b>	1152316	<b>22-0319-0</b>	1439867	<b>22-0780-0</b>	1954475	<b>18-0293</b>
9947446	<b>22-0079-0</b>	1027703	<b>22-0279-0</b>	1197674	<b>53-0136</b>	1458247	<b>22-0675-0</b>	1954496	<b>53-0287</b>
9947468	<b>22-0159-1</b>	1031843	<b>22-0279-0</b>	1204843	<b>22-0318-0</b>	1459408	<b>22-0780-0</b>	1957042	<b>22-0198-0</b>
9947629	<b>22-0079-0</b>	1039106	<b>22-0029-0</b>	1204850	<b>22-0143-1</b>	1459450	<b>22-0676-0</b>	1960416	<b>53-0287</b>
9947630	<b>22-0082-0</b>	1041484	<b>53-0118K</b>	1204852	<b>22-0143-2</b>	1473814	<b>23-0042</b>	1M212K021AA	<b>22-0550-0</b>
9947934	<b>22-0079-1</b>	1041906	<b>53-0129</b>	1205696	<b>22-0551-0</b>	1477803	<b>22-0780-0</b>	2218AA	<b>53-0101</b>
9947935	<b>22-0083-0</b>	1041909	<b>53-0129</b>	1205697	<b>22-0346-2</b>	1490274	<b>18-0277</b>	2696270	<b>53-0101</b>
9947939	<b>53-0075</b>	1042687	<b>22-0088-0</b>	1206062	<b>22-0315-0</b>	1490767	<b>18-0268</b>	2930E2218A	<b>53-0101</b>
9948045	<b>22-0159-1</b>	1044141	<b>53-0130</b>	1207104	<b>22-0319-0</b>	1500156	<b>23-0924</b>	2M5J2K021BA	<b>22-0251-2</b>
9948054	<b>22-0159-1</b>	1045392	<b>18-0292</b>	1207518	<b>22-0100-3</b>	1500158	<b>23-0896</b>	2M5Z2001AB	<b>22-0533-0</b>
9948095	<b>22-0083-0</b>	1045994	<b>23-0403</b>	1207519	<b>22-0100-3</b>	1500159	<b>23-0896</b>	2S612200AA	<b>53-0136</b>
9948131	<b>22-0274-2</b>	1045995	<b>23-0404</b>	1213352	<b>18-0365</b>	1501068	<b>23-0688</b>	2S6J2200BA	<b>53-0136</b>
9948235	<b>53-0063</b>	1048308	<b>22-0071-1</b>	1219892	<b>22-0319-0</b>	1501069	<b>23-0685</b>	3049844	<b>18-0319</b>
9948240	<b>53-0063</b>	1048309	<b>22-0071-1</b>	1219894	<b>22-0319-0</b>	1503969	<b>22-0676-0</b>	3049884	<b>18-0391</b>
9948334	<b>22-0083-0</b>	1055033	<b>53-0129</b>	1219897	<b>22-0319-0</b>	1505165	<b>18-0272</b>	3555344	<b>23-0476</b>
9948372	<b>53-0079Y</b>	1059500	<b>53-0128</b>	1223540	<b>23-0688</b>	1508074	<b>22-0534-0</b>	3573537	<b>23-0476</b>
9948373	<b>53-0080Y</b>	1060096	<b>53-0129</b>	1223543	<b>23-0688</b>	1519528	<b>22-0534-0</b>	3645890	<b>53-0143</b>
9948408	<b>22-0079-2</b>	1060102	<b>53-0129</b>	1223566	<b>23-0686</b>	1520032	<b>53-0101</b>	3651347	<b>53-0143</b>
9948410	<b>22-0079-2</b>	1064762	<b>22-0088-0</b>	1223568	<b>23-0686</b>	1520297	<b>23-0687</b>	3M511126AC	<b>18-0390</b>
9948417	<b>22-0324-0</b>	1064763	<b>22-0093-0</b>	1223663	<b>23-0685</b>	1522208	<b>23-0138</b>	3M512200BA	<b>53-0142</b>
9948476	<b>22-0083-0</b>	1065033	<b>53-0129</b>	1223664	<b>23-0687</b>	1539262	<b>53-0103</b>	4034886	<b>18-0289</b>
9948623	<b>22-0082-2</b>	1065036	<b>53-0129</b>	1223665	<b>23-0685</b>	1540857	<b>22-0020-0</b>	4053719	<b>18-0388</b>
9948626	<b>22-0154-1</b>	1066271	<b>23-0169</b>	1223666	<b>23-0687</b>	1541804	<b>23-0232</b>	4071714	<b>23-0169</b>
9948629	<b>22-0155-1</b>	1073732	<b>22-0146-1</b>	1223682	<b>22-0534-0</b>	1541806	<b>23-0754</b>	4077455	<b>23-0476</b>
9948870	<b>22-0274-2</b>	1073756	<b>23-0542</b>	1230725	<b>22-0251-2</b>	1546835	<b>23-0975</b>	4083484	<b>23-0542</b>
9949048	<b>22-0082-0</b>	1075549	<b>53-0133</b>	1230732	<b>22-0251-2</b>	1549699	<b>23-0042</b>	4084226	<b>23-0169</b>
9949125	<b>22-0274-2</b>	1075558	<b>22-0291-0</b>	1233679	<b>22-0337-1</b>	1549700	<b>23-0138</b>	4096346	<b>22-0609-0</b>
9949134	<b>22-0083-0</b>	1075565	<b>22-0317-0</b>	1236880	<b>22-0316-0</b>	1549701	<b>23-0138</b>	4097477	<b>23-0684</b>
9949183	<b>22-0159-1</b>	1079919	<b>22-0088-0</b>	1236882	<b>53-0136</b>	1549702	<b>23-0137</b>	4097478	<b>23-0684</b>
9949273	<b>22-0321-0</b>	1079920	<b>22-0093-0</b>	1237132	<b>22-0279-1</b>	1549703	<b>23-0137</b>	4099896	<b>22-0609-0</b>
9949276	<b>22-0322-0</b>	1095202	<b>22-0146-1</b>	1250688	<b>22-0318-0</b>	1550219	<b>22-0793-0</b>	4119192	<b>22-0479-0</b>
9949280	<b>22-0323-0</b>	1096940	<b>22-0146-1</b>	1253728	<b>23-0688</b>	1555151	<b>53-0104</b>	4145506	<b>18-0391</b>
9949335	<b>22-0324-0</b>	1101462	<b>22-0316-0</b>	1253729	<b>23-0685</b>	1558094	<b>53-0148</b>	4154689	<b>18-0391</b>
9949362	<b>22-0326-0</b>	1101464	<b>22-0316-0</b>	1253730	<b>23-0685</b>	1559697	<b>22-0638-1</b>	4176921	<b>23-0683</b>
9949407	<b>22-0532-0</b>	1102560	<b>23-0180</b>	1253962	<b>23-0686</b>	1559698	<b>22-0159-2</b>	4179398	<b>23-0684</b>
9949408	<b>22-0532-0</b>	1102564	<b>23-0649</b>	1253964	<b>23-0687</b>	1560229	<b>53-0103</b>	4179406	<b>23-0683</b>
9949409	<b>22-0325-0</b>	1104128	<b>53-0128</b>	1253965	<b>23-0687</b>	1571346	<b>23-0041</b>	4181042	<b>23-0684</b>
9949482	<b>22-0325-0</b>	1106633	<b>53-0136</b>	1315740	<b>18-0365</b>	1571347	<b>23-0041</b>	4186874	<b>18-0391</b>
9949490	<b>53-0082</b>	1107697	<b>22-0291-0</b>	1320347	<b>23-0688</b>	1571348	<b>23-0041</b>	4329656	<b>18-0365</b>
9949494	<b>53-0089</b>	1107698	<b>22-0317-0</b>	1320352	<b>23-0685</b>	1572587	<b>22-0022-0</b>	4345314	<b>18-0365</b>
9949516	<b>22-0325-0</b>	1107767	<b>23-0168</b>	1320581	<b>23-0169</b>	1572588	<b>22-0022-0</b>	4346371	<b>22-0533-0</b>
9949517	<b>22-0326-0</b>	1107768	<b>23-0169</b>	1320582	<b>23-0169</b>	1575733	<b>23-0688</b>	4387361	<b>22-0533-0</b>
9949552	<b>22-0530-0</b>	1108038	<b>23-0792</b>	1320585	<b>23-0476</b>	1575734	<b>23-0685</b>	4387371	<b>22-0337-1</b>
9949555	<b>22-0082-2</b>	1110251	<b>23-0767</b>	1321488	<b>23-0684</b>	1581895	<b>53-0148</b>	4387374	<b>22-0337-1</b>
9949556	<b>22-0321-1</b>	1111857	<b>22-0315-0</b>	1321517	<b>22-0534-0</b>	1583926	<b>23-0137</b>	4427737	<b>22-0533-0</b>
9950637	<b>22-0083-0</b>	1111858	<b>22-0315-0</b>	1323102	<b>23-0683</b>	1591135	<b>53-0062</b>	4432234	<b>22-0610-0</b>
9950778	<b>22-0083-0</b>	1112542	<b>23-0377</b>	1323551	<b>23-0686</b>	1591140	<b>22-0022-0</b>	4438930	<b>53-0216</b>
9951067	<b>22-0082-0</b>	1121669	<b>53-0133</b>	1323560	<b>23-0687</b>	1591996	<b>23-0042</b>	4509526	<b>22-0479-0</b>
9951217	<b>22-0083-2</b>	1121894	<b>22-0318-0</b>	1323620	<b>23-0476</b>	1595523	<b>22-0029-0</b>	4509599	<b>22-0479-0</b>
99939353	<b>22-0001-0</b>	1121895	<b>22-0319-0</b>	1324300	<b>22-0337-1</b>	1595875	<b>23-0073</b>	4509601	<b>53-0143</b>
GBS1079	<b>53-0060</b>	1123789	<b>53-0137</b>	1327834	<b>18-0390</b>	1598117	<b>18-0270</b>	4G7Z2001AA	<b>22-0</b>

Ad. OE	METELLI ref.	Ad. OE	METELLI ref.	Ad. OE	METELLI ref.	Ad. OE	METELLI ref.	Ad. OE	METELLI ref.
<b>FORD EUROPE</b>									
		6088224	<b>53-0106</b>	6710016	<b>53-0125</b>	88BX2200MA	<b>53-0107</b>	1045392	<b>18-0292</b>
		6089877	<b>23-0138</b>	6710017	<b>53-0124</b>	88FX2200BA	<b>53-0111K</b>	1048308	<b>22-0071-1</b>
		6089878	<b>23-0137</b>	6744007	<b>22-0205-0</b>	88FX2200DA	<b>53-0111K</b>	1048309	<b>22-0071-1</b>
5018898	<b>22-0043-0</b>	6092165	<b>23-0098</b>	6749045	<b>53-0145</b>	88FX2200RA	<b>53-0107</b>	1055033	<b>53-0129</b>
5018899	<b>22-0029-0</b>	6096058	<b>53-0107</b>	6837963	<b>18-0291</b>	89BB1126AA	<b>18-0272</b>	1059500	<b>53-0128</b>
5018900	<b>22-0029-1</b>	6096358	<b>18-0318</b>	6877835	<b>22-0656-1</b>	89FB1113AD	<b>18-0276</b>	1060096	<b>53-0129</b>
5018902	<b>22-0023-0</b>	6099244	<b>22-0023-0</b>	6877836	<b>22-0146-0</b>	89FB1113AE	<b>18-0276</b>	1060102	<b>53-0129</b>
5018903	<b>22-0023-1</b>	6100043	<b>23-0098</b>	6877837	<b>22-0146-1</b>	89FB1113BC	<b>18-0287</b>	1064762	<b>22-0088-0</b>
5018982	<b>22-0039-1</b>	6113131	<b>53-0106</b>	6882582	<b>22-0205-1</b>	89FB2200BB	<b>53-0118K</b>	1064763	<b>22-0093-0</b>
5019037	<b>53-0103</b>	6122827	<b>23-0180</b>	6882584	<b>22-0146-0</b>	8V512K021AA	<b>22-0793-0</b>	1065033	<b>53-0129</b>
5019046	<b>53-0100</b>	6122828	<b>23-0180</b>	69053200	<b>53-0100</b>	9099240	<b>22-0023-0</b>	1065036	<b>53-0129</b>
5020408	<b>53-0106</b>	6127521	<b>22-0023-1</b>	6920710	<b>18-0276</b>	91AB1113AC	<b>18-0287</b>	1074971	<b>22-0194-1</b>
5020409	<b>53-0108</b>	6132471	<b>22-0043-0</b>	6920711	<b>18-0287</b>	91AB1113AD	<b>18-0287</b>	1074972	<b>22-0195-1</b>
5020413	<b>53-0105</b>	6132472	<b>22-0043-0</b>	6962492	<b>22-0071-0</b>	91AB2200GA	<b>53-0119</b>	1079919	<b>22-0088-0</b>
5020545	<b>53-0104</b>	6132809	<b>53-0105</b>	6978969	<b>53-0117K</b>	91AB2200LA	<b>53-0120</b>	1079920	<b>22-0093-0</b>
5020547	<b>53-0105</b>	6134505	<b>23-0180</b>	6G912A315AA	<b>23-0897</b>	92AX2200AA	<b>53-0119</b>	1101462	<b>22-0316-0</b>
5020548	<b>53-0106</b>	6134507	<b>23-0073</b>	6G912A315BA	<b>23-0897</b>	92AX2200BA	<b>53-0120</b>	1101464	<b>22-0316-0</b>
5020552	<b>53-0108</b>	6134909	<b>53-0107</b>	7055297	<b>53-0130</b>	92FB2200AA	<b>53-0117K</b>	1104128	<b>53-0128</b>
5020556	<b>53-0100</b>	6137291	<b>23-0072</b>	7075049	<b>22-0071-0</b>	93BB1126AB	<b>18-0291</b>	1106633	<b>53-0136</b>
5020560	<b>53-0107</b>	6137292	<b>18-0268</b>	7075050	<b>22-0071-0</b>	93BB1126CA	<b>18-0283</b>	1111857	<b>22-0315-0</b>
5020562	<b>53-0111K</b>	6141150	<b>22-0095-2</b>	7114005	<b>22-0535-0</b>	93BB2200AB	<b>53-0130</b>	1111858	<b>22-0315-0</b>
5020817	<b>22-0094-2</b>	6142943	<b>18-0268</b>	7153476	<b>22-0143-0</b>	93BB2200BD	<b>53-0124</b>	1117075	<b>23-0162</b>
5020818	<b>22-0094-0</b>	6149499	<b>53-0108</b>	7153477	<b>22-0143-0K</b>	93BB2200CB	<b>53-0125</b>	1123790	<b>53-0136</b>
5021303	<b>53-0107</b>	6150270	<b>53-0113</b>	7166588	<b>53-0117K</b>	94FB2200AA	<b>53-0117K</b>	1128463	<b>22-0316-0</b>
5022254	<b>23-0138</b>	6150271	<b>53-0106</b>	7176735	<b>53-0124</b>	95AB2200AA	<b>53-0128</b>	1130715	<b>22-0315-0</b>
5022453	<b>23-0137</b>	6156352	<b>23-0041</b>	71BB1125DA	<b>23-0042</b>	95AB2200BA	<b>53-0129</b>	1133750	<b>22-0071-1</b>
5022650	<b>23-0041</b>	6158202	<b>23-0073</b>	71BB1126DB	<b>18-0268</b>	95AB2200BB	<b>53-0129</b>	1135082	<b>53-0128</b>
5022652	<b>23-0168</b>	6158203	<b>23-0072</b>	7204066	<b>23-0542</b>	95AB2200BC	<b>53-0129</b>	113E2220	<b>53-0101</b>
5022653	<b>23-0168</b>	6158204	<b>23-0073</b>	7267808	<b>53-0125</b>	95AX2200BB	<b>53-0129</b>	1144288	<b>22-0536-0</b>
5022654	<b>23-0169</b>	6158205	<b>23-0072</b>	7296355	<b>18-0290</b>	95GB2A315B1C	<b>23-0542</b>	1145292	<b>53-0136</b>
5022655	<b>23-0119</b>	6158206	<b>23-0098</b>	7296356	<b>18-0292</b>	95GX2A315EA	<b>23-0542</b>	1148202	<b>23-0476</b>
5022656	<b>23-0119</b>	6158207	<b>23-0180</b>	72GB1125HB	<b>23-0138</b>	96AB2200AB	<b>53-0129</b>	1151001	<b>18-0365</b>
5022658	<b>23-0072</b>	6158208	<b>23-0098</b>	738771	<b>53-0101</b>	96AB2200AC	<b>53-0129</b>	1197674	<b>53-0136</b>
5022659	<b>23-0073</b>	6158210	<b>23-0073</b>	73BB1125DA	<b>23-0042</b>	96AX2200AB	<b>53-0129</b>	1206062	<b>22-0315-0</b>
5022662	<b>23-0098</b>	6158211	<b>23-0073</b>	77FB1113BC	<b>18-0267</b>	96FB2200AA	<b>53-0128</b>	1213352	<b>18-0365</b>
5022663	<b>23-0180</b>	6158212	<b>23-0041</b>	77FB1125AB	<b>23-0041</b>	96FB2200AC	<b>53-0128</b>	1227045	<b>53-0135</b>
5022666	<b>23-0542</b>	6158213	<b>23-0041</b>	78EB1126AA	<b>18-0277</b>	96FX2200AA	<b>53-0128</b>	1227046	<b>53-0134</b>
5022829	<b>23-0042</b>	6158214	<b>23-0120</b>	78EB1126BA	<b>18-0272</b>	98AB1126BE	<b>18-0319</b>	1233679	<b>22-0337-1</b>
5022947	<b>23-0072</b>	6158215	<b>23-0121</b>	79GB1125AB	<b>23-0138</b>	98AB2200BD	<b>53-0133</b>	1236880	<b>22-0316-0</b>
5022949	<b>23-0121</b>	6159641	<b>53-0112K</b>	7R3Z2001A	<b>22-0288-5</b>	98AB2200BE	<b>53-0133</b>	1236882	<b>53-0136</b>
5023441	<b>23-0120</b>	6162190	<b>22-0073-0</b>	81AB1113AF	<b>18-0270</b>	98AX2200BD	<b>53-0133</b>	1301589	<b>22-0194-0</b>
5023483	<b>23-0542</b>	6162658	<b>53-0108</b>	81AB1125FA	<b>23-0073</b>	AB2200AA	<b>53-0105</b>	1301592	<b>22-0195-0</b>
5023573	<b>23-0073</b>	6166951	<b>22-0039-1</b>	81AB1125FE	<b>23-0073</b>	D8RZ1126A	<b>18-0267</b>	1315740	<b>18-0365</b>
5023993	<b>22-0043-0</b>	6168109	<b>23-0120</b>	81AB1125GA	<b>23-0072</b>	GBS1107	<b>53-0106</b>	1318139	<b>22-0320-0</b>
5023994	<b>22-0029-0</b>	6169972	<b>23-0098</b>	81AB1125GB	<b>23-0072</b>	GBS802	<b>53-0104</b>	1318147	<b>22-0536-0</b>
5023995	<b>22-0029-1</b>	6169973	<b>23-0098</b>	81AB1125GG	<b>23-0072</b>	V83AB2200AA	<b>53-0106</b>	1320585	<b>23-0476</b>
5024744	<b>23-0072</b>	6169974	<b>23-0180</b>	81AB1125HB	<b>23-0073</b>	V84FB2200AB	<b>53-0111K</b>	1323620	<b>23-0476</b>
5025929	<b>22-0073-0</b>	6176743	<b>18-0276</b>	81AB1125HC	<b>23-0073</b>	V85BB2A315BA	<b>23-0542</b>	1324300	<b>22-0337-1</b>
5025948	<b>22-0071-0</b>	6176744	<b>18-0275</b>	81AB1126CA	<b>18-0268</b>	V85BX2A315AB	<b>23-0542</b>	1355950	<b>22-0533-0</b>
5025950	<b>23-0443</b>	6177227	<b>53-0111K</b>	81AB1126CB	<b>18-0268</b>	V86AB1126AA	<b>18-0315</b>	1360254	<b>22-0337-1</b>
5025951	<b>23-0649</b>	6178479	<b>22-0029-0</b>	81AB2200AA	<b>53-0105</b>	XS7J2M008AA	<b>22-0143-1</b>	1361298	<b>23-0760</b>
5026784	<b>23-0316</b>	6180371	<b>22-0071-0</b>	81AB2200AB	<b>53-0105</b>	XS7J2M008BA	<b>22-0143-2</b>	1361300	<b>23-0760</b>
5026785	<b>23-0498</b>	6183822	<b>18-0268</b>	82FB1125AA	<b>23-0119</b>	YL842L362AD	<b>53-0216</b>	1365486	<b>53-0138</b>
5026786	<b>23-0317</b>	6183876	<b>53-0117K</b>	83BB1125AA	<b>23-0098</b>	YL8Z2001BA	<b>22-0609-0</b>	1371393	<b>23-0899</b>
5027462	<b>23-0120</b>	6183877	<b>53-0118K</b>	83BB1125AB	<b>23-0098</b>	YM212M008DA	<b>22-0100-3</b>	1371394	<b>23-0898</b>
5027463	<b>23-0120</b>	6188427	<b>22-0073-0</b>	83BB1125AD	<b>23-0098</b>	YM2J2K021BA	<b>22-0551-0</b>	1371402	<b>22-0680-0</b>
5027751	<b>53-0119</b>	6189769	<b>22-0095-0K</b>	83BB1125DA	<b>23-0098</b>	YS512200AB	<b>53-0137</b>	1371403	<b>22-0679-0</b>
5027752	<b>53-0120</b>	6191062	<b>23-0168</b>	83BB1125DB	<b>23-0098</b>	YS5J2200AA	<b>53-0137</b>	1371454	<b>22-0681-0</b>
5028281	<b>23-0169</b>	6191063	<b>23-0168</b>	83BB1126CB	<b>18-0318</b>	YS612200AB	<b>53-0136</b>	1427965	<b>18-0280</b>
5029147	<b>22-0146-0</b>	6191064	<b>23-0169</b>	83BB2200AB	<b>53-0112K</b>	YS612200AC	<b>53-0136</b>	1433952	<b>22-0680-0</b>
5030105	<b>53-0117K</b>	6203650	<b>22-0073-0</b>	83BB2200BD	<b>53-0108</b>	YS6J2200AA	<b>53-0136</b>	1433954	<b>22-0679-0</b>
5030658	<b>23-0542</b>	6485895	<b>22-0095-1K</b>	84AB2200AA	<b>53-0105</b>			1433958	<b>22-0681-0</b>
5079622	<b>53-0104</b>	6492327	<b>18-0276</b>	84FB1125AA	<b>23-0041</b>			1473814	<b>23-0042</b>
6010229	<b>23-0042</b>	6492328	<b>18-0275</b>	84FB1125AA	<b>23-0119</b>	<b>FORD LCV</b>			1481386
6010231	<b>23-0138</b>	6500943	<b>53-0119</b>	84FB1125AB	<b>23-0119</b>			1484516	<b>53-0139</b>
6013846	<b>53-0101</b>	6500944	<b>53-0120</b>	84FB1125BB	<b>23-0041</b>			1490274	<b>18-0277</b>
6019623	<b>53-0103</b>	6500946	<b>53-0145</b>	84FB2200AB	<b>53-0111K</b>	1005960	<b>53-0128</b>	1490767	<b>18-0268</b>
6046462	<b>18-0267</b>	6521375	<b>22-0094-1</b>	84FB2200AC	<b>53-0111K</b>	1005968	<b>53-0129</b>	1503287	<b>23-0899</b>
6063754	<b>18-0277</b>	6559229	<b>18-0272</b>	84FB2200AD	<b>53-0111K</b>	1005970	<b>53-0128</b>	1503290	<b>23-0898</b>
6063755	<b>18-0272</b>	6559230	<b>53-0108</b>	85AB2200AA	<b>53-0106</b>	1010502	<b>22-0088-0</b>	1520032	<b>53-0101</b>
6069059	<b>53-0107</b>	6560026	<b>18-0276</b>	85GB1125BE	<b>23-0120</b>	1010503	<b>22-0093-0</b>	1527723	<b>53-0102</b>
6069143	<b>53-0108</b>	6560027	<b>18-0275</b>	85GB2A315BC	<b>23-0121</b>	1013843	<b>22-0073-0</b>	1539262	<b>53-0103</b>
6070681	<b>18-0268</b>	6560028	<b>18-0287</b>	85GB2A315BD	<b>23-0121</b>	1014316	<b>53-0126</b>	1539549	<b>23-0162</b>
6070682	<b>18-0268</b>	6668587	<b>22-0656-0</b>	866AB1126AA	<b>18-0268</b>	1014317	<b>53-0127</b>	1543998	<b>53-0139</b>
6077974	<b>23-0073</b>	6669779	<b>22-0143-0</b>	86BX2200FA	<b>53-0108</b>	1015598	<b>22-0071-0</b>	1543999	<b>53-0109</b>
6077975	<b>23-0072</b>	6669780	<b>22-0143-0K</b>	87BB1125BA	<b>23-0098</b>	1017209	<b>53-0129</b>	1545199	<b>18-0280</b>
6079622	<b>53-0104</b>	6676462	<b>23-0498</b>						



CROSS REFERENCES LIST



Ad. OE	METELLI ref.	Ad. OE	METELLI ref.	Ad. OE	METELLI ref.	Ad. OE	METELLI ref.	Ad. OE	METELLI ref.
<b>FORD LCV</b>		5015659	<b>53-0106</b>	6158202	<b>23-0073</b>	81AB1125GG	<b>23-0072</b>	F32Z1125A	<b>23-0347</b>
		5015665	<b>53-0108</b>	6158203	<b>23-0072</b>	81AB1125HB	<b>23-0073</b>	F57Z2001A	<b>22-0683-0</b>
		5015680	<b>53-0102</b>	6158204	<b>23-0073</b>	81AB1125HC	<b>23-0073</b>	F57Z2001AA	<b>22-0683-0</b>
1571347	<b>23-0041</b>	5018898	<b>22-0043-0</b>	6158205	<b>23-0072</b>	81AB1126CA	<b>18-0268</b>	F58Z2648A	<b>53-0146</b>
1571348	<b>23-0041</b>	5018899	<b>22-0029-0</b>	6158210	<b>23-0073</b>	81AB1126CB	<b>18-0268</b>	F5TZZ200A	<b>22-0684-0</b>
1571569	<b>22-0678-0</b>	5018900	<b>22-0029-1</b>	6158211	<b>23-0073</b>	82VB1126AA	<b>18-0284</b>	F6AZ2N712B	<b>53-0146</b>
1571570	<b>22-0016-0</b>	5018907	<b>22-0678-0</b>	6158212	<b>23-0041</b>	83BB2200BD	<b>53-0108</b>	XF222648AA	<b>53-0146</b>
1571571	<b>22-0016-0</b>	5019037	<b>53-0103</b>	6158213	<b>23-0041</b>	84FB1125AA	<b>23-0041</b>	XFZ22001SA	<b>22-0682-0</b>
1571572	<b>22-0016-0</b>	5019046	<b>53-0100</b>	6162190	<b>22-0073-0</b>	84FB1125BB	<b>23-0041</b>		
1591996	<b>23-0042</b>	5020408	<b>53-0106</b>	6162658	<b>53-0108</b>	84FB2200AB	<b>53-0111K</b>		
1595875	<b>23-0073</b>	5020409	<b>53-0108</b>	6165965	<b>22-0016-0</b>	84FB2200AC	<b>53-0111K</b>		
1598117	<b>18-0270</b>	5020545	<b>53-0104</b>	6166055	<b>23-0163</b>	84FB2200AD	<b>53-0111K</b>	<b>FORD USA MERCURY</b>	
1610955	<b>53-0100</b>	5020548	<b>53-0106</b>	6166058	<b>18-0278</b>	85AB2200AA	<b>53-0106</b>		
1613131	<b>53-0106</b>	5020552	<b>53-0108</b>	6166059	<b>18-0286</b>	866AB1126AA	<b>18-0268</b>	1130759	<b>22-0146-0</b>
1619135	<b>53-0111K</b>	5020556	<b>53-0100</b>	6167629	<b>18-0278</b>	86BX2200FA	<b>53-0108</b>	5029147	<b>22-0146-0</b>
1619136	<b>53-0111K</b>	5020562	<b>53-0111K</b>	6176743	<b>18-0276</b>	86VB1126TB	<b>18-0280</b>	6669779	<b>22-0143-0</b>
1619228	<b>18-0267</b>	5022245	<b>53-0102</b>	6176744	<b>18-0275</b>	87VB1126AA	<b>18-0278</b>	6877836	<b>22-0146-0</b>
1625131	<b>53-0111K</b>	5022246	<b>53-0102</b>	6177227	<b>53-0111K</b>	88BX2200AA	<b>53-0108</b>	6882584	<b>22-0146-0</b>
1629450	<b>23-0041</b>	5022397	<b>22-0678-0</b>	6177473	<b>53-0116</b>	88BX2200JA	<b>53-0108</b>	7153476	<b>22-0143-0</b>
1629451	<b>23-0041</b>	5022398	<b>22-0016-0</b>	6178479	<b>22-0029-0</b>	88FX2200BA	<b>53-0111K</b>		
1629475	<b>23-0072</b>	5022650	<b>23-0041</b>	6180371	<b>22-0071-0</b>	88FX2200DA	<b>53-0111K</b>		
1629482	<b>23-0073</b>	5022654	<b>23-0169</b>	6183822	<b>18-0268</b>	89FB1113AD	<b>18-0276</b>		
1642643	<b>22-0678-0</b>	5022658	<b>23-0072</b>	6183876	<b>53-0117K</b>	89FB1113AE	<b>18-0276</b>		
1644844	<b>23-0073</b>	5022659	<b>23-0073</b>	6183877	<b>53-0118K</b>	89FB2200BB	<b>53-0118K</b>		
1644845	<b>23-0073</b>	5022674	<b>23-0162</b>	6184245	<b>22-0056-0</b>	89VB2200AA	<b>53-0115</b>	063584	<b>53-0476</b>
1648631	<b>53-0111K</b>	5022676	<b>23-0163</b>	6188427	<b>22-0073-0</b>	91AB2200MA	<b>53-0121</b>	4139010	<b>23-0014</b>
1662293	<b>53-0114</b>	5022677	<b>23-0162</b>	6189145	<b>22-0056-0</b>	92FB2200AA	<b>53-0117K</b>	4208311	<b>23-0014</b>
1662294	<b>53-0116</b>	5022829	<b>23-0042</b>	6191064	<b>23-0169</b>	92VB1126BA	<b>18-0285</b>	4299052	<b>18-0002</b>
1C152200AC	<b>53-0135</b>	5022947	<b>23-0072</b>	6192365	<b>53-0115</b>	92VB1126RD	<b>18-0285</b>	4299429	<b>18-0001</b>
2218AA	<b>53-0101</b>	5023573	<b>23-0073</b>	6192490	<b>18-0288</b>	92VB2200BB	<b>53-0123</b>	4340300	<b>18-0001</b>
2696270	<b>53-0101</b>	5023993	<b>22-0043-0</b>	6197738	<b>22-0194-0</b>	94FB2200AA	<b>53-0117K</b>	4340301	<b>18-0002</b>
2930E2218A	<b>53-0101</b>	5023994	<b>22-0029-0</b>	6197739	<b>22-0195-0</b>	94VB2200AB	<b>53-0126</b>	4340305	<b>18-0002</b>
2M5Z2001AB	<b>22-0533-0</b>	5023995	<b>22-0029-1</b>	6198026	<b>18-0285</b>	94VB2200BB	<b>53-0127</b>	4360976	<b>18-0002</b>
2S612200AA	<b>53-0136</b>	5024744	<b>23-0072</b>	6203650	<b>22-0073-0</b>	94VX2200BB	<b>53-0127</b>	4360988	<b>18-0001</b>
2S6J2200BA	<b>53-0136</b>	5025610	<b>23-0459</b>	6464214	<b>18-0284</b>	95AB2200AA	<b>53-0128</b>	4379680	<b>18-0003</b>
2T142200AA	<b>53-0138</b>	5025611	<b>23-0458</b>	6492327	<b>18-0276</b>	95AB2200BA	<b>53-0129</b>	4385812	<b>23-0014</b>
30215026344	<b>53-0115</b>	5025929	<b>22-0073-0</b>	6492328	<b>18-0275</b>	95AB2200BB	<b>53-0129</b>	4434816	<b>22-0001-0</b>
3250077	<b>22-0232-0</b>	5025948	<b>22-0071-0</b>	6500945	<b>53-0121</b>	95AB2200BC	<b>53-0129</b>	46602617	<b>22-0059-2</b>
3256541	<b>22-0232-0</b>	5027753	<b>53-0121</b>	650945	<b>53-0121</b>	95AX2200BB	<b>53-0129</b>	46621077	<b>18-0003</b>
3555344	<b>23-0476</b>	5027771	<b>53-0123</b>	6559230	<b>53-0108</b>	96AB2200AB	<b>53-0129</b>	5888154	<b>22-0001-0</b>
3573537	<b>23-0476</b>	5028281	<b>23-0169</b>	6560026	<b>18-0276</b>	96AB2200AC	<b>53-0129</b>	655880892	<b>53-0055</b>
4005724	<b>53-0134</b>	5028763	<b>22-0194-0</b>	6560027	<b>18-0275</b>	96AX2200AB	<b>53-0129</b>	655881040	<b>53-0063</b>
4041427	<b>23-0714</b>	5028764	<b>22-0195-0</b>	6567001	<b>22-0678-0</b>	96FB2200AA	<b>53-0128</b>	7777842	<b>18-0003</b>
4041428	<b>23-0702</b>	5029815	<b>23-0459</b>	6567002	<b>22-0016-0</b>	96FB2200AC	<b>53-0128</b>	99939353	<b>22-0001-0</b>
4055724	<b>53-0134</b>	5029816	<b>23-0458</b>	6579150	<b>53-0122</b>	96FX2200AA	<b>53-0128</b>		
4077455	<b>23-0476</b>	5030105	<b>53-0117K</b>	6704268	<b>22-0029-0</b>	D8RZ1126A	<b>18-0267</b>		
4077636	<b>22-0320-0</b>	5079622	<b>53-0104</b>	6704271	<b>22-0071-0</b>	GBS1107	<b>53-0106</b>		
4078769	<b>18-0367</b>	6010229	<b>23-0042</b>	6733350	<b>53-0123</b>	GBS802	<b>53-0104</b>	<b>GM (USA) CADILLAC</b>	
4078770	<b>18-0369</b>	6013846	<b>53-0101</b>	69053200	<b>53-0100</b>	V83AB2200AA	<b>53-0106</b>		
4095038	<b>53-0135</b>	6019623	<b>53-0103</b>	6920710	<b>18-0276</b>	V84FB2200AB	<b>53-0111K</b>	89047725	<b>22-0288-5</b>
4095132	<b>22-0536-0</b>	6041696	<b>23-0162</b>	6962492	<b>22-0071-0</b>	VBS367	<b>53-0115</b>		
4110585	<b>53-0135</b>	6046462	<b>18-0267</b>	6978969	<b>53-0117K</b>	YC152200AA	<b>53-0134</b>		
4114749	<b>22-0536-0</b>	6049432	<b>18-0280</b>	6C111125AA	<b>23-0899</b>	YC152200AC	<b>53-0134</b>		
4143208	<b>53-0134</b>	6063754	<b>18-0277</b>	6C111125AB	<b>23-0899</b>	YC152200AD	<b>53-0134</b>	<b>GM (USA) CHEVROLET</b>	
4146930	<b>18-0368</b>	6069143	<b>53-0108</b>	6C111125BA	<b>23-0898</b>	YS612200AB	<b>53-0136</b>		
4329656	<b>18-0365</b>	6070681	<b>18-0268</b>	6C111125BB	<b>23-0898</b>	YS612200AC	<b>53-0136</b>	18025475	<b>22-0722-0</b>
4345314	<b>18-0365</b>	6070682	<b>18-0268</b>	7018202	<b>22-0194-0</b>	YS6J2200AA	<b>53-0136</b>	18026156	<b>22-0722-0</b>
4346371	<b>22-0533-0</b>	6077974	<b>23-0073</b>	7018203	<b>22-0195-0</b>			18029791	<b>22-0721-0</b>
4367102	<b>18-0366</b>	6077975	<b>23-0072</b>	7075049	<b>22-0071-0</b>			18029843	<b>22-0722-0</b>
4367103	<b>18-0366</b>	6079622	<b>53-0104</b>	7075050	<b>22-0071-0</b>	<b>FORD USA</b>			
4367104	<b>23-0760</b>	6079623	<b>53-0103</b>	7098234	<b>18-0288</b>			18029863	<b>22-0721-0</b>
4367106	<b>23-0760</b>	6080431	<b>18-0270</b>	7125122	<b>53-0126</b>			18043872	<b>22-0721-0</b>
4367107	<b>23-0761</b>	6086628	<b>18-0270</b>	7125123	<b>53-0127</b>			18043873	<b>22-0722-0</b>
4367108	<b>23-0761</b>	6088224	<b>53-0106</b>	7166588	<b>53-0117K</b>	1130759	<b>22-0146-0</b>		
4387344	<b>53-0138</b>	6109245	<b>18-0280</b>	71BB1125DA	<b>23-0042</b>	1F6049280	<b>22-0685-0</b>		
4387361	<b>22-0533-0</b>	6113131	<b>53-0106</b>	71BB1126DB	<b>18-0268</b>	2L2Z2200AA	<b>22-0687-0</b>	<b>GM (USA) GMC TRUCK</b>	
4387371	<b>22-0337-1</b>	6132471	<b>22-0043-0</b>	7296356	<b>18-0292</b>	2L2Z2200BA	<b>22-0684-0</b>		
4387374	<b>22-0337-1</b>	6132472	<b>22-0043-0</b>	738771	<b>53-0101</b>	3309694	<b>53-0146</b>		
4395257	<b>23-0714</b>	6134507	<b>23-0073</b>	73BB1125DA	<b>23-0042</b>	3395510	<b>23-0347</b>	18025475	<b>22-0722-0</b>
4427737	<b>22-0533-0</b>	6137291	<b>23-0072</b>	76VB1125AB	<b>23-0162</b>	3395842	<b>22-0233-0</b>	18026156	<b>22-0722-0</b>
4446218	<b>18-0367</b>	6137292	<b>18-0268</b>	76VB1126AS	<b>18-0280</b>	3961603	<b>22-0682-0</b>	18029791	<b>22-0721-0</b>
4455980	<b>23-0760</b>	6142943	<b>18-0268</b>	76VB1126AT	<b>18-0280</b>	3L2Z2001AA	<b>22-0685-0</b>	18029843	<b>22-0722-0</b>
4455981	<b>18-0366</b>	6149499	<b>53-0108</b>	77FB1113BC	<b>18-0267</b>	4001277	<b>53-0146</b>	18029863	<b>22-0721-0</b>
4455986	<b>53-0134</b>	6150091	<b>53-0115</b>	77FB1125AB	<b>23-0041</b>	4796337	<b>53-0146</b>	18043872	<b>22-0721-0</b>
4457985	<b>23-0760</b>	6150092	<b>53-0115</b>	78EB1126AA	<b>18-0277</b>	4L5Z2001AA	<b>22-0685-0</b>	18043873	<b>22-0722-0</b>
4457989	<b>23-0761</b>	6150093	<b>53-0116</b>	801469	<b>53-0114</b>	5029147	<b>22-0146-0</b>		
4467600	<b>18-0366</b>	6150094	<b>53-0114</b>	81AB1113AF	<b>18-0270</b>	6877836	<b>22-0146-0</b>		
4475316	<b>23-0761</b>	6150095	<b>53-0114</b>	81AB1125FA	<b>23-0073</b>	6882584	<b>22-0146-0</b>		
4525732	<b>53-0134</b>	6150271	<b>53-0106</b>	81AB1125FE	<b>23-0073</b>	6L2Z2001A	<b>22-0686-0</b>		
4540771	<b>53-0135</b>	6150947	<b>22-0056-0</b>	81AB1125GA	<b>23-0072</b>	6L5Z2001B	<b>22-0685-0</b>		
5015657	<b>53-0106</b>								

Ad. OE	METELLI ref.	Ad. OE	METELLI ref.	Ad. OE	METELLI ref.	Ad. OE	METELLI ref.	Ad. OE	METELLI ref.
<b>GM (USA) OLDSMOBILE</b>									
		43053-SAA-E50	<b>53-0158</b>	45022-S04-G00	<b>22-0138-0</b>	45251-634-920	<b>23-0088</b>	51712-2D310	<b>23-0591</b>
		43053-SAA-E51	<b>53-0158</b>	45022-S04-G02	<b>22-0138-0</b>	45251-634-921	<b>23-0088</b>	51712-2L500	<b>23-0925</b>
		43053-SED-E50	<b>53-0159</b>	45022-S04-V10	<b>22-0175-0</b>	45251-671-620	<b>23-0091</b>	51712-33001	<b>23-0406</b>
18029791	<b>22-0721-0</b>	43053-SJF-E00	<b>53-0159</b>	45022-S04-V11	<b>22-0175-0</b>	45251-671-670	<b>23-0091</b>	51712-38100	<b>23-0787</b>
18029843	<b>22-0722-0</b>	43053-SM4-A00	<b>53-0154</b>	45022-S04-V12	<b>22-0175-0</b>	45251-671-671	<b>23-0091</b>	51712-3B000	<b>23-0843</b>
18029863	<b>22-0721-0</b>	43053-SM4-E50	<b>53-0154</b>	45022-S10-A00	<b>22-0298-0</b>	45251-S1A-G00	<b>23-0582</b>	51712-3K050	<b>23-0927</b>
18043872	<b>22-0721-0</b>	43053-SR3-A00	<b>53-0155</b>	45022-S10-A02	<b>22-0298-0</b>	45251-S2H-N00	<b>23-0503</b>	52710-02000	<b>18-0349</b>
18043873	<b>22-0722-0</b>	43053-SWW-000	<b>53-0162</b>	45022-S10-G00	<b>22-0298-0</b>	45251-S6D-E10	<b>23-0343</b>	52710-02100	<b>18-0362</b>
		43153-692-003	<b>53-0152</b>	45022-S1A-E02	<b>22-0464-1</b>	45251-S6F-E10	<b>23-0575</b>	52710-H1000	<b>23-0954</b>
		43153-692-601	<b>53-0152</b>	45022-S1A-E50	<b>22-0464-1</b>	45251-S7A-E10	<b>23-0932</b>	52711-24001	<b>18-0227</b>
		43153-692-603	<b>53-0152</b>	45022-S1A-E63	<b>22-0463-0</b>	45251-S7A-E11	<b>23-0932</b>	53302-M2A01	<b>22-0514-0</b>
<b>GM (USA) PONTIAC</b>									
		43153-S04-A01	<b>53-0155</b>	45022-S1A-E80	<b>22-0463-0</b>	45251-S7A-N10	<b>23-0958</b>	58101-02A00	<b>22-0361-0</b>
		43153-S10-A01	<b>53-0154</b>	45022-S2A-E01	<b>22-0435-0</b>	45251-SA0-000	<b>23-0144</b>	58101-02A10	<b>22-0502-0</b>
569001	<b>23-0166</b>	43153-S2G-951	<b>53-0153</b>	45022-S2A-E50	<b>22-0435-0</b>	45251-SA0-010	<b>23-0144</b>	58101-05A10	<b>22-0361-0</b>
569042	<b>23-0166</b>	43153-S2H-003	<b>53-0153</b>	45022-S30-A02	<b>22-0298-0</b>	45251-SA5-670	<b>23-0175</b>	58101-07A10	<b>22-0629-0</b>
90295087	<b>23-0166</b>	43153-S50-003	<b>53-0156</b>	45022-S30-G10	<b>22-0172-0</b>	45251-SA5-740	<b>23-0175</b>	58101-07A20	<b>22-0629-0</b>
		43153-S5A-J01	<b>53-0153</b>	45022-S5A-J00	<b>22-0175-0</b>	45251-SAA-G00	<b>23-0573</b>	58101-0XA10	<b>22-0629-0</b>
		43153-S6A-J01	<b>53-0154</b>	45022-S5T-E00	<b>22-0435-0</b>	45251-SAA-G11	<b>23-0573</b>	58101-1CA00	<b>22-0081-1</b>
		43153-SA0-013	<b>53-0152</b>	45022-S6D-E01	<b>22-0174-0</b>	45251-SB2-731	<b>23-0266</b>	58101-1CA10	<b>22-0081-1</b>
		43153-SA0-023	<b>53-0152</b>	45022-S6F-E50	<b>22-0463-0</b>	45251-SB2-732	<b>23-0266</b>	58101-1FE00	<b>22-0503-0</b>
		43153-SA0-671	<b>53-0152</b>	45022-S7A-E00	<b>22-0462-0</b>	45251-SB2-750	<b>23-0176</b>	58101-1GA00	<b>22-0724-0</b>
		43153-SA0-672	<b>53-0152</b>	45022-S7E-E50	<b>22-0462-0</b>	45251-SB2-752	<b>23-0176</b>	58101-1GE00	<b>22-0724-0</b>
04431-S1A-E60	<b>53-0157</b>	43153-SA0-901	<b>53-0152</b>	45022-S9A-A00	<b>22-0606-0</b>	45251-SB2-780	<b>23-0306</b>	58101-1HA10	<b>22-0513-0</b>
04431-S5S-E01	<b>53-0153</b>	43153-SA5-672	<b>53-0149</b>	45022-S9A-A01	<b>22-0606-0</b>	45251-SB2-781	<b>23-0306</b>	58101-22A00	<b>22-0081-1</b>
04431-ST3-E00	<b>53-0006</b>	43153-SA6-672	<b>53-0149</b>	45022-S9A-E00	<b>22-0606-0</b>	45251-SB2-782	<b>23-0306</b>	58101-22A10	<b>22-0081-1</b>
06450-S2G-000	<b>22-0138-0</b>	43153-SAA-004	<b>53-0158</b>	45022-S9A-E50	<b>22-0606-0</b>	45251-SB2-930	<b>23-0176</b>	58101-23A00	<b>22-0723-0</b>
06450-S9A-E51	<b>53-0154</b>	43153-SB2-003	<b>53-0150</b>	45022-S9V-A01	<b>22-0606-0</b>	45251-SB2-931	<b>23-0176</b>	58101-23A10	<b>22-0723-0</b>
42510-S6D-E00	<b>23-0579</b>	43153-SB2-601	<b>53-0150</b>	45022-SA0-670	<b>22-0087-0</b>	45251-SB2-932	<b>23-0176</b>	58101-23A20	<b>22-0723-0</b>
42510-S7A-J00	<b>23-0956</b>	43153-SB2-602	<b>53-0150</b>	45022-SA0-680	<b>22-0054-0</b>	45251-SCA-E00	<b>23-0958</b>	58101-24A00	<b>22-0081-1</b>
42510-SE0-000	<b>23-0267</b>	43153-SB2-603	<b>53-0150</b>	45022-SA0-681	<b>22-0054-2</b>	45251-SD4-000	<b>23-0269</b>	58101-24B00	<b>22-0081-1</b>
42510-SE0-010	<b>23-0267</b>	43153-SB3-023	<b>53-0150</b>	45022-SA0-N50	<b>22-0087-0</b>	45251-SD4-E00	<b>23-0269</b>	58101-25A10	<b>22-0081-1</b>
42510-SH3-G00	<b>23-0267</b>	43153-SB6-003	<b>53-0151</b>	45022-SA0-N51	<b>22-0087-0</b>	45251-SG9-000	<b>23-0436</b>	58101-26A30	<b>22-0364-0</b>
42510-SK3-305	<b>23-0267</b>	43153-SB6-671	<b>53-0151</b>	45022-SA3-670	<b>22-0461-0</b>	45251-SH1-A00	<b>23-0343</b>	58101-28A00	<b>22-0188-0</b>
42510-SK3-E00	<b>23-0267</b>	43153-SD9-003	<b>53-0151</b>	45022-SA3-G10	<b>22-0383-0</b>	45251-SH3-A00	<b>23-0343</b>	58101-28A10	<b>22-0081-0</b>
42510-SM4-950	<b>23-0361</b>	43153-SD9-671	<b>53-0151</b>	45022-SA3-N50	<b>22-0461-0</b>	45251-SK3-E00	<b>23-0235</b>	58101-29A00	<b>22-0188-0</b>
42510-SNA-A00	<b>23-0957</b>	43153-SD9-672	<b>53-0151</b>	45022-SAA-G00	<b>22-0138-0</b>	45251-SK7-A00	<b>23-0344</b>	58101-29A10	<b>22-0188-0</b>
42512-S7A-J50	<b>23-0956</b>	43153-SE0-003	<b>53-0153</b>	45022-SDA-A00	<b>22-0606-0</b>	45251-SK7-A10	<b>23-0344</b>	58101-29A20	<b>22-0188-0</b>
42610-S2H-000	<b>18-0086</b>	43153-SE0-013	<b>53-0153</b>	45022-SDC-A00	<b>22-0606-0</b>	45251-SK7-J00	<b>23-0344</b>	58101-29A30	<b>22-0188-1</b>
42610-S70-000	<b>18-0085</b>	43153-SE0-N51	<b>53-0153</b>	45022-SDC-A10	<b>22-0606-0</b>	45251-SM4-000	<b>23-0360</b>	58101-29A40	<b>22-0188-0</b>
42610-SB2-000	<b>18-0080</b>	43153-SE0-S01	<b>53-0153</b>	45022-SE0-G00	<b>22-0237-1</b>	45251-SM4-010	<b>23-0360</b>	58101-29B00	<b>22-0188-0</b>
42610-SB2-010	<b>18-0080</b>	43153-SH0-505	<b>53-0150</b>	45022-SE0-G10	<b>22-0171-0</b>	45251-SM4-020	<b>23-0360</b>	58101-2BA10	<b>22-0787-0</b>
42610-SB2-760	<b>18-0080</b>	43153-SH0-A02	<b>53-0150</b>	45022-SEA-E01	<b>22-0730-0</b>	45251-SM4-G02	<b>23-0362</b>	58101-2CA20	<b>22-0503-0</b>
42610-SB2-761	<b>18-0080</b>	43153-SH3-003	<b>53-0150</b>	45022-SEA-EZ1	<b>22-0730-0</b>	45251-SM5-A00	<b>23-0497</b>	58101-2DA20	<b>22-0188-0</b>
42610-SE0-000	<b>18-0081</b>	43153-SH3-013	<b>53-0150</b>	45022-SG0-000	<b>22-0171-0</b>	45251-SMG-G10	<b>23-0932</b>	58101-2DA40	<b>22-0504-0</b>
42610-SE0-010	<b>18-0081</b>	43153-SH3-507	<b>53-0150</b>	45022-SG0-010	<b>22-0171-0</b>	45251-SN7-E50	<b>23-0362</b>	58101-2DA50	<b>22-0503-0</b>
42610-SK3-E10	<b>18-0082</b>	43153-SH3-517	<b>53-0150</b>	45022-SG0-020	<b>22-0171-0</b>	45251-SP0-000	<b>23-0503</b>	58101-2EA10	<b>22-0503-0</b>
42610-SM4-010	<b>18-0083</b>	43153-SH3-A01	<b>53-0150</b>	45022-SG0-335	<b>22-0171-0</b>	45251-SR0-A00	<b>23-0344</b>	58101-32300	<b>22-0081-0</b>
42610-SR1-000	<b>18-0081</b>	43153-SH3-A02	<b>53-0151</b>	45022-SG0-507	<b>22-0171-0</b>	45251-SR0-A10	<b>23-0344</b>	58101-38A40	<b>22-0188-0</b>
42610-SR3-000	<b>18-0081</b>	43153-SH3-G02	<b>53-0150</b>	45022-SG0-517	<b>22-0171-0</b>	45251-SR3-A00	<b>23-0343</b>	58101-38A81	<b>22-0503-0</b>
43015-SP8-000	<b>53-0006</b>	43153-SH5-003	<b>53-0151</b>	45022-SG0-527	<b>22-0171-0</b>	45251-SR3-A10	<b>23-0343</b>	58101-39A40	<b>22-0364-0</b>
43022-S04-E02	<b>22-0176-1</b>	43153-SH5-013	<b>53-0151</b>	45022-SG9-000	<b>22-0689-0</b>	45251-SS0-000	<b>23-0650</b>	58101-3AA20	<b>22-0364-0</b>
43022-S1A-E02	<b>22-0465-0</b>	43153-SH5-A01	<b>53-0151</b>	45022-SG9-V00	<b>22-0690-0</b>	45251-ST3-E10	<b>23-0344</b>	58101-3KA20	<b>22-0503-0</b>
43022-S1A-E03	<b>22-0465-0</b>	43153-SH5-A02	<b>53-0151</b>	45022-SH3-932	<b>22-0236-1</b>	45251-ST3-E60	<b>23-0344</b>	58101-3KA30	<b>22-0503-0</b>
43022-S1A-E30	<b>22-0465-0</b>	43153-SH5-G01	<b>53-0151</b>	45022-SH3-A00	<b>22-0383-0</b>	55800-64810	<b>22-0169-0</b>	58101-3KA40	<b>22-0503-0</b>
43022-S3N-000	<b>22-0173-0</b>	43153-SJ-6-023	<b>53-0153</b>	45022-SH3-A01	<b>22-0383-0</b>	55860-64B00	<b>22-0169-0</b>	58101-4AA26	<b>22-0364-0</b>
43022-S6D-000	<b>22-0173-0</b>	43153-SK7-003	<b>53-0151</b>	45022-SH3-G10	<b>22-0383-0</b>	55870-64B00	<b>22-0169-0</b>	58101-H1A00	<b>22-0506-0</b>
43022-S6D-E50	<b>22-0173-0</b>	43153-SK7-013	<b>53-0151</b>	45022-SH3-G11	<b>22-0383-0</b>			58101-H1A80	<b>22-0633-0</b>
43022-S7S-010	<b>22-0173-0</b>	43153-SM4-003	<b>53-0153</b>	45022-SH3-G12	<b>22-0383-0</b>			58101-M1A00	<b>22-0363-0</b>
43022-S9A-010	<b>22-0173-1</b>	43153-SM4-A01	<b>53-0154</b>	45022-SH3-G50	<b>22-0247-0</b>	<b>HYUNDAI</b>			
43022-S9A-E00	<b>22-0173-1</b>	43153-SN4-003	<b>53-0151</b>	45022-SH3-N30	<b>22-0247-1</b>			58103-31000	<b>22-0023-0</b>
43022-SAA-E50	<b>22-0176-1</b>	43153-SR3-A01	<b>53-0155</b>	45022-SJF-E00	<b>22-0462-0</b>			58103-31010	<b>22-0023-0</b>
43022-SEA-E10	<b>22-0465-0</b>	43153-SR4-A02	<b>53-0153</b>					58129-4A000	<b>23-0596</b>
43022-SED-000	<b>22-0173-0</b>	43153-SR7-003	<b>53-0153</b>	45022-SK3-E00	<b>22-0174-0</b>	51712-02000	<b>23-0594</b>	58161-31000	<b>23-0042</b>
43022-SF1-S00	<b>22-0169-0</b>	43153-ST0-J01	<b>53-0153</b>	45022-SM2-000	<b>22-0385-0</b>	51712-02100	<b>23-0594</b>	58161-31010	<b>23-0042</b>
43022-SF1-S01	<b>22-0170-1</b>	43153-SV4-J01	<b>53-0153</b>	45022-SM4-A00	<b>22-0384-0</b>	51712-02110	<b>23-0594</b>	58201-33A00	<b>22-0505-0</b>
43022-SG9-V00	<b>22-0691-0</b>	43154-S47-N01	<b>53-0154</b>	45022-SM4-A01	<b>22-0384-0</b>	51712-02550	<b>23-0836</b>	58201-33A01	<b>22-0505-0</b>
43022-SH3-G01	<b>22-0170-0</b>	43154-SA0-003	<b>53-0152</b>	45022-SMG-E00	<b>22-0728-0</b>	51712-02551	<b>23-0905</b>	58302-07A00	<b>22-0815-0</b>
43022-SJF-E00	<b>22-0173-1</b>	43154-SA0-671	<b>53-0152</b>	45022-SMG-E01	<b>22-0728-0</b>	51712-1C000	<b>23-0626</b>	58302-07A10	<b>22-0815-0</b>
43022-SL5-000	<b>22-0173-0</b>	43154-SA0-672	<b>53-0152</b>	45022-SN7-E50	<b>22-0298-0</b>	51712-1C050	<b>23-0788</b>	58302-0XA00	<b>22-0815-0</b>
43022-SM4-G00	<b>22-0173-0</b>	43154-SA0-901	<b>53-0152</b>	450					



CROSS REFERENCES LIST



Ad. OE	METELLI ref.	Ad. OE	METELLI ref.	Ad. OE	METELLI ref.	Ad. OE	METELLI ref.	Ad. OE	METELLI ref.
<b>HYUNDAI</b>		51712-3B000	<b>23-0843</b>	<b>ISUZU</b>		9-94361927-1	<b>23-0351</b>	42555881	<b>22-0671-1</b>
		58101-26A30	<b>22-0364-0</b>			G0091118872	<b>18-0298</b>	42555917	<b>22-0711-0</b>
		58101-39A40	<b>22-0364-0</b>					46470836	<b>23-0570</b>
58302-34A00	<b>22-0187-0</b>	58101-3AA20	<b>22-0364-0</b>	4317859	<b>22-0359-0</b>			500028834	<b>22-0026-4</b>
58302-38A30	<b>22-0365-0</b>	58101-43A00	<b>22-0366-0</b>	5-42315001-0	<b>18-0179</b>			500028835	<b>22-0031-1</b>
58302-39A40	<b>22-0365-0</b>	58101-44A00	<b>22-0366-0</b>	5-42315001-1	<b>18-0179</b>	<b>IVECO</b>			
58302-3AA20	<b>22-0365-0</b>	58101-44A10	<b>22-0366-0</b>	5-42315002-0	<b>18-0179</b>			5001844749	<b>53-0077</b>
58302-H1A00	<b>22-0507-0</b>	58101-4AA00	<b>22-0297-0</b>	5-42315029-1	<b>18-0179</b>	1902292	<b>22-0051-1</b>	500306590	<b>23-0570</b>
58302-H1A10	<b>22-0507-0</b>	58101-4AA10	<b>22-0297-0</b>	552158	<b>53-0191</b>	1902294	<b>22-0016-4</b>	504079365	<b>23-0909</b>
58302-M2A00	<b>22-0398-0</b>	58101-4AA26	<b>22-0364-0</b>	5871000330	<b>53-0190</b>	1903299	<b>53-0109</b>	504080994	<b>23-0909</b>
58302-M2A01	<b>22-0514-0</b>	58101-4AA60	<b>22-0297-0</b>	5871000340	<b>53-0190</b>	1903489	<b>53-0064</b>	504121605	<b>23-0913</b>
58305-01GA0	<b>53-0182</b>	58101-4AA80	<b>22-0297-0</b>	5871000760	<b>53-0191</b>	1904528	<b>23-0342</b>	504121612	<b>23-0914</b>
58305-02A00	<b>53-0168</b>	58101-4BA00	<b>22-0366-0</b>	5871000770	<b>53-0191</b>	1904529	<b>23-0079</b>	7162112	<b>18-0014</b>
58305-02A10	<b>53-0168</b>	58101-4DE00	<b>22-0785-0</b>	5871000780	<b>53-0191</b>	1904531	<b>23-0241</b>	7165379	<b>18-0014</b>
58305-17A00	<b>53-0176</b>	58101-4HA50	<b>22-0785-0</b>	8492305391	<b>53-0190</b>	1906400	<b>22-0014-3</b>	7180256	<b>23-0477</b>
58305-1CA00	<b>53-0178</b>	58129-4A000	<b>23-0596</b>	89040317	<b>22-0731-0</b>	1906040	<b>53-0109</b>	7182299	<b>23-0572</b>
58305-1CA10	<b>53-0177</b>	58305-34A10	<b>53-0100</b>	8941042580	<b>53-0190</b>	1906041	<b>53-0064</b>	7186309	<b>23-0910</b>
58305-1GA00	<b>53-0182</b>	58305-44A00	<b>53-0100</b>	8941042581	<b>53-0190</b>	1906042	<b>22-0269-0</b>	7663711	<b>22-0016-4</b>
58305-21A00	<b>53-0253</b>	58305-44A10	<b>53-0100</b>	8941248621	<b>53-0191</b>	1906043	<b>53-0109</b>	7910200	<b>18-0014</b>
58305-22A01	<b>53-0169</b>	58305-44A20	<b>53-0174</b>	8941248631	<b>53-0191</b>	1906044	<b>22-0579-2</b>	7981354	<b>53-0064</b>
58305-23A00	<b>53-0165</b>	58305-44A40	<b>53-0100</b>	8941248641	<b>53-0191</b>	1906070	<b>53-0065</b>	8582290	<b>23-0342</b>
58305-24020	<b>53-0170</b>	58305-44A50	<b>53-0174</b>	8-94226829-1	<b>18-0178</b>	1906151	<b>22-0016-0</b>	8584182	<b>23-0241</b>
58305-24A00	<b>53-0167</b>	58305-4AA00	<b>53-0173</b>	8-94230525-0	<b>22-0466-0</b>	1906153	<b>22-0016-0</b>	9037770	<b>22-0014-5</b>
58305-24A20	<b>53-0167</b>	58305-4BA00	<b>53-0174</b>	8942305391	<b>53-0190</b>	1906157	<b>22-0016-2</b>	93161314	<b>22-0649-0</b>
58305-24A30	<b>53-0170</b>	58350-26A00	<b>53-0179Y</b>	8942483580	<b>53-0190</b>	1906158	<b>22-0139-0</b>	93800492	<b>23-0079</b>
58305-25A00	<b>53-0170</b>	58350-26A10	<b>53-0179Y</b>	8942483581	<b>53-0190</b>	1906159	<b>22-0051-2</b>	93821918	<b>23-0481</b>
58305-25A10	<b>53-0176</b>	58350-2EA10	<b>53-0179Y</b>	8943400260	<b>53-0192</b>	1906170	<b>22-0580-0</b>		
58305-26A00	<b>53-0180</b>	58350-3AA00	<b>53-0179Y</b>	8-94361927-0	<b>23-0351</b>	1906172	<b>53-0064</b>		
58305-26A10	<b>53-0180</b>			8-94361927-1	<b>23-0351</b>	1906191	<b>22-0581-0</b>	<b>JAGUAR</b>	
58305-28A00	<b>53-0166</b>			8-94372435-0	<b>23-0351</b>	1906196	<b>53-0109</b>		
58305-28A60	<b>53-0166</b>	<b>INFINITI</b>		8-94375125-1	<b>23-0511</b>	1906206	<b>22-0051-0</b>		
58305-28A70	<b>53-0166</b>			8944797060	<b>53-0191</b>	1906207	<b>22-0016-1</b>	C2C27271	<b>22-0337-1</b>
58305-28B00	<b>53-0166</b>			8944797070	<b>53-0191</b>	1906243	<b>22-0014-2</b>	C2C27290	<b>22-0675-4</b>
58305-28C00	<b>53-0166</b>	44060-0W725	<b>53-0282</b>	8944797080	<b>53-0191</b>	1906297	<b>22-0269-0</b>	C2C35612	<b>22-0675-4</b>
58305-29A00	<b>53-0166</b>	44060-0W726	<b>53-0282</b>	8-97034034-3	<b>23-0502</b>	1906298	<b>22-0268-0</b>	C2C39929	<b>22-0675-4</b>
58305-29A10	<b>53-0171</b>	44060-0W727	<b>53-0282</b>	8-97034036-1	<b>23-0511</b>	1906345	<b>22-0579-1</b>	C2S17129	<b>22-0318-0</b>
58305-2DA10	<b>53-0166</b>	44060-37G25	<b>53-0282</b>	8-97046081-1	<b>23-0511</b>	1906350	<b>53-0064</b>	C2S17362	<b>22-0319-0</b>
58305-31020	<b>53-0277</b>	44060-37G26	<b>53-0282</b>	8-97047526-0	<b>22-0357-0</b>	1906351	<b>53-0065</b>	C2S33408	<b>22-0319-0</b>
58305-34A10	<b>53-0100</b>	44060-56G26	<b>53-0282</b>	8-97168633-0	<b>22-0620-0</b>	1906352	<b>53-0109</b>	C2S38068	<b>22-0677-0</b>
58305-38A00	<b>53-0175</b>	44060-CA00J	<b>53-0297</b>	8-97168634-0	<b>22-0621-0</b>	1906377	<b>53-0109</b>	CS25820893	<b>22-0319-0</b>
58305-3AA00	<b>53-0172Y</b>	D40F0AR025	<b>53-0294</b>	8971911080	<b>53-0312</b>	1906401	<b>22-0212-0</b>	JJLM1833	<b>22-0178-0</b>
58305-44A00	<b>53-0100</b>	D40F0AR06K	<b>53-0294</b>	8971911090	<b>53-0312</b>	1906403	<b>53-0067</b>	JLM11903	<b>22-0077-0</b>
58305-44A10	<b>53-0100</b>			8-97329266-0	<b>22-0620-0</b>	1906416	<b>22-0268-0</b>	JLM1829	<b>22-0122-1</b>
58305-44A40	<b>53-0100</b>			8973293330	<b>22-0731-0</b>	1906428	<b>22-0139-1</b>	JLM20702	<b>22-0122-1</b>
58305-44A00	<b>53-0173</b>	<b>INNOCENTI</b>		8973682540	<b>53-0193</b>	1906430	<b>22-0014-7</b>	JLM21220	<b>22-0077-1</b>
58315-11040	<b>53-0103</b>			8-97377522-0	<b>22-0620-0</b>	1906439	<b>22-0585-0</b>	JLM21222	<b>22-0122-1</b>
58315-11050	<b>53-0103</b>			8-97378446-0	<b>22-0621-0</b>	1906459	<b>22-0581-0</b>	JLM2209	<b>53-0197K</b>
58325-11040	<b>53-0103</b>	21A1279	<b>18-0073</b>	89906652	<b>53-0190</b>	1906467	<b>22-0582-0</b>	JLM800	<b>53-0325</b>
58325-11050	<b>53-0103</b>	38722114	<b>53-0004</b>	91118917	<b>53-0190</b>	1908772	<b>23-0481</b>	JLM9517	<b>22-0089-0</b>
58350-0PA00	<b>53-0189</b>	39722308	<b>18-0073</b>	91138875	<b>53-0190</b>	1908773	<b>23-0477</b>	JLM9727	<b>22-0089-0</b>
58350-1CA00	<b>53-0186</b>	39726321	<b>23-0220</b>	91141019	<b>53-0190</b>	2991646	<b>23-0572</b>	MJE2001AA	<b>22-0122-1</b>
58350-1GA00	<b>53-0187</b>	4373614	<b>18-0032</b>	91149674	<b>53-0190</b>	2992336	<b>22-0584-0</b>	MJE2001AB	<b>22-0122-1</b>
58350-1HA00	<b>53-0185</b>	4379680	<b>18-0003</b>	94023920	<b>18-0179</b>	2992339	<b>22-0212-0</b>		
58350-26A00	<b>53-0179Y</b>	4385812	<b>23-0014</b>	94104258	<b>53-0190</b>	2992348	<b>22-0585-0</b>		
58350-26A10	<b>53-0179Y</b>	4434816	<b>22-0001-0</b>	94124862	<b>53-0191</b>	2992476	<b>22-0585-0</b>		
58350-2EA00	<b>53-0184</b>	46621077	<b>18-0003</b>	94124863	<b>53-0191</b>	2992479	<b>22-0581-0</b>	<b>JEEP</b>	
58350-2EA10	<b>53-0179Y</b>	46621077	<b>18-0032</b>	94124864	<b>53-0191</b>	2992568	<b>53-0097</b>		
58350-38A30	<b>53-0186</b>	557201310	<b>23-0322</b>	94136642	<b>22-0360-0</b>	2994066	<b>23-0779</b>	04799999	<b>22-0628-0</b>
58350-3AA00	<b>53-0179Y</b>	5882984	<b>22-0057-2</b>	94136642	<b>22-0265-0</b>	2994086	<b>22-0212-3</b>	05011969AA	<b>22-0525-0</b>
58350-H1A40	<b>53-0183</b>	5888154	<b>22-0001-0</b>	94137937	<b>22-0466-0</b>	2995632	<b>22-0578-0</b>	05011970AB	<b>22-0526-0</b>
58411-1C800	<b>23-0931</b>	5888528	<b>22-0057-2</b>	94230525	<b>18-0179</b>	2995633	<b>22-0212-0</b>	05011988AB	<b>53-0360</b>
58411-1H300	<b>23-0928</b>	5961814	<b>23-0156</b>	9-42315626-0	<b>18-0179</b>	2995637	<b>22-0585-0</b>	05018592AA	<b>22-0525-0</b>
58411-22020	<b>18-0228</b>	701788	<b>53-0004</b>	9-42315628-0	<b>18-0179</b>	2995693	<b>22-0212-0</b>	05019536AA	<b>53-0357</b>
58411-29000	<b>18-0226</b>	71738423	<b>23-0156</b>	94248358	<b>53-0190</b>	2995758	<b>53-0097</b>	05019984AA	<b>22-0524-0</b>
58411-29300	<b>23-0713</b>	7777842	<b>18-0003</b>	94337740	<b>22-0265-0</b>	2995817	<b>53-0097</b>	05066147AA	<b>53-0358</b>
58411-29310	<b>23-0713</b>	790833	<b>18-0032</b>	94337742	<b>22-0265-0</b>	2995819	<b>22-0585-0</b>	05066427AA	<b>22-0524-0</b>
58411-29A00	<b>18-0226</b>	94973449	<b>53-0063</b>	94340026	<b>53-0191</b>	2995938	<b>22-0585-0</b>	05080868AA	<b>22-0719-0</b>
58411-33001	<b>18-0224</b>	95880891	<b>53-0063</b>	94362154	<b>22-0359-0</b>	2996027	<b>23-0910</b>	05080868AC	<b>22-0719-0</b>
58411-33100	<b>18-0225</b>	99939353	<b>22-0001-0</b>	94460851	<b>22-0360-0</b>	2996121	<b>23-0914</b>	05080871AA	<b>22-0720-0</b>
58411-39300	<b>23-0869</b>	G85101	<b>53-0004</b>	94467328	<b>22-0360-0</b>	2996131	<b>23-0913</b>	05080871AB	<b>22-0720-0</b>
58411-39600	<b>23-0869</b>	G85701	<b>53-0004</b>	94479706	<b>53-0191</b>	2996465	<b>22-0212-0</b>	05083882AE	<b>22-0627-0</b>
58411-3A300	<b>23-0592</b>	G8590701	<b>53-0004</b>	94479707	<b>53-0191</b>	2996535	<b>22-0212-0</b>	05086930AA	<b>53-0361</b>
5H103-31000	<b>22-0023-1</b>	G8590823	<b>53-0004</b>	94479708	<b>53-0191</b>	42470835	<b>22-0212-3</b>	05086930AB	<b>53-0361</b>
SB000027	<b>22-0363-0</b>	G8590834	<b>53-0004</b>	94479709	<b>53-0192</b>	42470841	<b>22-0604-0</b>	05093183AA	<b>22-0626-0</b>
SB000100	<b>22-0363-0</b>	G8S625	<b>53-0004</b>	94483220	<b>22-0244-0</b>	42470842	<b>23-0481</b>	05093260AA	<b>22-0626-0</b>
		G8S90837	<b>53-0004</b>	94483223	<b>22-0359-0</b>	42471034	<		

Ad. OE	METELLI ref.	Ad. OE	METELLI ref.	Ad. OE	METELLI ref.	Ad. OE	METELLI ref.	Ad. OE	METELLI ref.
<b>JEEP</b>		58101-1DE00	<b>22-0783-0</b>	<b>LADA</b>		5892733	<b>22-0030-1</b>	77363946	<b>53-0088</b>
		58101-1FA00	<b>22-0503-0</b>			5892735	<b>22-0030-1</b>	77363956	<b>22-0530-0</b>
		58101-1GA00	<b>22-0724-0</b>			5892736	<b>22-0159-0</b>	77363958	<b>22-0322-0</b>
5093390AA	<b>53-0364</b>	58101-1GE00	<b>22-0724-0</b>	2101-3501070	<b>23-0043</b>	5892737	<b>22-0159-1</b>	77364024	<b>22-0324-0</b>
5191215AA	<b>53-0362</b>	58101-1HA00	<b>22-0513-0</b>	2101-3501089	<b>22-0007-0</b>	5892740	<b>22-0251-0</b>	77364281	<b>22-0322-1</b>
5191955AA	<b>22-0218-0</b>	58101-2DA40	<b>22-0504-0</b>	2101-3501090	<b>22-0007-0</b>	5951660	<b>22-0033-1</b>	77364331	<b>22-0528-1</b>
52098672	<b>23-0696C</b>	58101-2EA21	<b>22-0503-0</b>	2101-3502070	<b>18-0025</b>	5961814	<b>23-0156</b>	77364332	<b>22-0528-1</b>
52128247AA	<b>23-0781</b>	58101-2FA20	<b>22-0630-0</b>	2101-3502090	<b>53-0060</b>	60629865	<b>23-0506C</b>	77364477	<b>22-0321-1</b>
68003607AB	<b>53-0363</b>	58101-3CA20	<b>22-0188-0</b>	2101-35E12	<b>53-0060</b>	60743565	<b>22-0048-0</b>	77364516	<b>22-0288-0</b>
83 08 128 616	<b>53-0348</b>	58101-3EE00	<b>22-0515-0</b>	2108-3501070	<b>23-0205</b>	60743578	<b>22-0048-0</b>	77364589	<b>22-0577-0</b>
83 08 133 818	<b>53-0348</b>	58101-3EU00	<b>22-0515-0</b>	2108-3501080	<b>22-0062-1</b>	60760120	<b>22-0048-0</b>	77364590	<b>22-0323-0</b>
8305252531	<b>22-0218-0</b>	58101-3FA10	<b>22-0633-0</b>	2108-3501089	<b>22-0062-0</b>	60777601	<b>22-0064-0</b>	77364599	<b>22-0322-0</b>
8983502200	<b>22-0133-0</b>	58101-4DE00	<b>22-0785-0</b>	2108-3501090	<b>22-0062-0</b>	60811890	<b>23-0298</b>	77364919	<b>22-0321-1</b>
J3251156	<b>23-0332</b>	58101-4HA50	<b>22-0785-0</b>	2108-3502070	<b>18-0027</b>	60813038	<b>23-0369</b>	77364929	<b>22-0824-0</b>
J8130744	<b>53-0349</b>	58115-FDC00	<b>22-0512-0</b>	2108-3502090	<b>53-0456</b>	60814921	<b>23-0506C</b>	7750119	<b>18-0011</b>
J8133818	<b>53-0348</b>	58302-07A00	<b>22-0815-0</b>	2110-3501070	<b>23-0553</b>	7074668	<b>53-0063</b>	776362144	<b>22-0113-0</b>
		58302-07A10	<b>22-0815-0</b>	2112-3501070	<b>23-0411</b>	71712910	<b>22-0113-0</b>	7769850	<b>18-0022</b>
		58302-0XA00	<b>22-0815-0</b>	2121-3501070	<b>23-0206</b>	71713143	<b>22-0083-0</b>	7774593	<b>18-0019</b>
		58302-1DE00	<b>22-0784-0</b>	2121-3501090	<b>22-0046-0</b>	71713144	<b>22-0220-0</b>	7777842	<b>18-0003</b>
<b>KASSBOHRER-SETRA / BUS</b>		58302-1GA00	<b>22-0725-0</b>	2121-3502070	<b>18-0026</b>	71737178	<b>22-0159-0</b>	7779409	<b>23-0231</b>
		58302-1HA00	<b>22-0725-0</b>	3103002	<b>23-0043</b>	71737179	<b>22-0159-1</b>	792561	<b>22-0033-1</b>
8285526000	<b>22-0586-0</b>	58302-1HA10	<b>22-0725-0</b>	4169144	<b>18-0025</b>	71738375	<b>53-0063</b>	793230	<b>22-0053-0</b>
		58302-2FA10	<b>22-0362-0</b>			71738376	<b>53-0066</b>	793271	<b>22-0030-2</b>
		58302-38A10	<b>22-0365-0</b>			71738378	<b>53-0070</b>	794079	<b>22-0059-0</b>
		58302-3ED00	<b>22-0516-0</b>	<b>LANCIA</b>		71738422	<b>23-0014</b>	82286142	<b>23-0063</b>
		58302-3EU00	<b>22-0516-0</b>			71738423	<b>23-0156</b>	82287786	<b>23-0064</b>
		58302-4DE00	<b>22-0786-0</b>			71748387	<b>22-0072-1</b>	82346805	<b>23-0063</b>
OK011-26-38Z	<b>53-0215</b>	58302-M2A01	<b>22-0514-0</b>	1309392080	<b>23-0338</b>	71748388	<b>22-0083-0</b>	82346816	<b>23-0064</b>
OK011-33-23Z	<b>22-0375-0</b>	58305-1GA00	<b>53-0182</b>	1311823080	<b>18-0017</b>	71748391	<b>22-0072-1</b>	82374569	<b>22-0026-2</b>
OK045-33-23Z	<b>22-0376-0</b>	58305-38A00	<b>53-0175</b>	1317651080	<b>23-0338</b>	71753039	<b>22-0083-0</b>	82387932	<b>23-0128</b>
OK075B-33-28Z	<b>22-0374-0</b>	58350-07A00	<b>53-0229</b>	1325772080	<b>23-0615</b>	7545556	<b>23-0179</b>	82388579	<b>23-0184</b>
OK201-26-38Z	<b>53-0213</b>	58350-1GA00	<b>53-0187</b>	13313010080	<b>23-0615</b>	7566931	<b>23-0232</b>	82394417	<b>23-0193</b>
OK205-26-38Z	<b>53-0213</b>	58350-1HA00	<b>53-0185</b>	1471288080	<b>18-0017</b>	7599325	<b>18-0008</b>	82394418	<b>23-0193</b>
OK20A-33-23Z	<b>22-0127-0</b>	58350-26A00	<b>53-0179Y</b>	4139010	<b>23-0014</b>	762699	<b>22-0063-0</b>	82418684	<b>23-0368</b>
OK20A-33-251	<b>23-0504</b>	58350-26A10	<b>53-0179Y</b>	4208311	<b>23-0014</b>	7645055	<b>23-0179</b>	82427592	<b>23-0183</b>
OK20H-33-23Z	<b>22-0535-0</b>	58350-2EA00	<b>53-0184</b>	4352373	<b>53-0063</b>	7663465	<b>23-0232</b>	82433789	<b>23-0240</b>
OK239-33-23Z	<b>22-0127-0</b>	58350-2EA10	<b>53-0179Y</b>	4373442	<b>53-0063</b>	7663466	<b>23-0179</b>	82433857	<b>23-0128</b>
OK23N-26-38Z	<b>53-0217</b>	58350-3AA00	<b>53-0179Y</b>	4377102	<b>23-0020</b>	77362185	<b>22-0159-1</b>	82433859	<b>23-0193</b>
OK2A-33-323ZB	<b>22-0127-0</b>	58350-3CA10	<b>53-0186</b>	4379680	<b>18-0003</b>	77362186	<b>22-0082-0</b>	82433860	<b>23-0184</b>
OK2AA-33-251A	<b>23-0504</b>	58350-3ED00	<b>53-0227</b>	4382264	<b>53-0063</b>	77362190	<b>22-0079-1</b>	82434070	<b>23-0193</b>
OK2FC-26-28Z	<b>22-0372-0</b>	58350-4DA00	<b>53-0231</b>	4385812	<b>23-0014</b>	77362193	<b>22-0083-2</b>	82434169	<b>23-0192</b>
OK2JA-33-28Z	<b>22-0513-0</b>	58360-07000	<b>53-0229</b>	4434816	<b>22-0001-0</b>	77362195	<b>22-0322-0</b>	82439939	<b>23-0368</b>
OK2N1-33-28Z	<b>22-0512-0</b>	58411-07300	<b>23-0929</b>	4448411	<b>23-0083</b>	77362199	<b>22-0079-0</b>	82440275	<b>23-0368</b>
OK2N1-33-28ZA	<b>22-0512-0</b>	58411-07500	<b>23-0929</b>	46401356	<b>23-0407</b>	77362202	<b>22-0083-0</b>	82450539	<b>23-0183</b>
OK30A-26-28Z	<b>53-0220</b>	58411-1C800	<b>23-0931</b>	46403088	<b>23-0369</b>	77362222	<b>22-0083-0</b>	82450657	<b>23-0369</b>
OK30A-33-28Z	<b>22-0196-0</b>	58411-1H300	<b>23-0928</b>	46403959	<b>23-0369</b>	77362225	<b>22-0220-1</b>	82451441	<b>23-0240</b>
OK552-26-38Z	<b>53-0026</b>	58411-39300	<b>23-0869</b>	46403960	<b>23-0232</b>	77362227	<b>22-0251-0</b>	82451747	<b>23-0240</b>
OK552-33-251	<b>23-0694</b>	58411-39600	<b>23-0869</b>	46416712	<b>23-0231</b>	77362228	<b>22-0083-1</b>	82462136	<b>23-0298</b>
OK552-33-251A	<b>23-0694</b>	58411-3A300	<b>23-0592</b>	46423415	<b>23-0231</b>	77362236	<b>22-0530-0</b>	82480447	<b>23-0409C</b>
OK553-26-38Z	<b>53-0180</b>	58411-M2050	<b>23-0651</b>	46427947	<b>23-0298</b>	77362237	<b>22-0072-3</b>	82487489	<b>23-0408</b>
OK55-33-323ZA	<b>22-0218-1</b>	DA01-33-251	<b>23-0536</b>	46427949	<b>23-0298</b>	77362242	<b>22-0299-0</b>	82488240	<b>23-0410C</b>
OK55-33-323ZB	<b>22-0218-1</b>	DA15-26-38	<b>53-0206</b>	46445004	<b>23-0369</b>	77362245	<b>22-0159-1</b>	9404251248	<b>22-0178-0</b>
OK55A-33-251	<b>23-0891</b>	KOBA2-33-28Z	<b>22-0196-0</b>	46445005	<b>23-0240</b>	77362251	<b>22-0220-0</b>	9404251248	<b>22-0178-1K</b>
OK55B-33-251	<b>23-0891</b>	KDX74-33-251	<b>23-0959</b>	46449389	<b>23-0408</b>	77362257	<b>22-0113-0</b>	9404252328	<b>22-0100-1</b>
OK56A-26-38Z	<b>53-0026</b>	KJ002-33-251C	<b>23-0694</b>	46449390	<b>23-0409C</b>	77362267	<b>22-0159-1</b>	9404252548	<b>22-0288-3</b>
OK56A-26-38ZA	<b>53-0026</b>	KK150-26-38	<b>53-0206</b>	46455892	<b>23-0369</b>	77362270	<b>22-0324-0</b>	94435009	<b>22-0026-0</b>
OK56A-33-23Z	<b>22-0374-0</b>	KK150-26-38Z	<b>53-0206</b>	46535086	<b>23-0571</b>	77362271	<b>22-0323-0</b>	9464222687	<b>23-0554</b>
OK56A-33-251	<b>23-0694</b>	KK150-33-23Z	<b>22-0370-0</b>	46621077	<b>18-0003</b>	77362272	<b>22-0529-0</b>	9566926980	<b>53-0331</b>
OK58A-26-38Z	<b>53-0226</b>	KK150-33-251	<b>23-0536</b>	46758714	<b>23-0369</b>	77362276	<b>22-0324-1</b>	9566928380	<b>23-0337</b>
OK58A-33-23Z	<b>22-0631-0</b>	KK150-33-28Z	<b>22-0370-0</b>	46758715	<b>23-0193</b>	77362292	<b>53-0063</b>	9566949580	<b>53-0074</b>
OK756-26-38Z	<b>53-0221</b>	MDA01-33-251	<b>23-0536</b>	46763837	<b>23-0539</b>	77362316	<b>22-0082-0</b>	9567217780	<b>23-0337</b>
OK9A0-26-28Z	<b>22-0372-0</b>	MDX74-33-251	<b>23-0959</b>	46765546	<b>23-0571</b>	77362327	<b>22-0220-0</b>	9569692680	<b>53-0074</b>
OK9A0-33-28Z	<b>22-0371-0</b>	S02A-26-310A	<b>53-0221</b>	46820655	<b>23-0179</b>	77362344	<b>22-0072-1</b>	95882091	<b>53-0063</b>
OK9A6-26-23Z	<b>53-0212</b>	SE963328Z9A	<b>22-0232-1</b>	46831041	<b>23-0407</b>	77362354	<b>22-0299-0</b>	9851050	<b>22-0288-0</b>
OK9D0-33-28Z	<b>22-0512-0</b>			46831042	<b>23-0193</b>	77362359	<b>22-0528-0</b>	9939953	<b>22-0026-1</b>
OK9Y6-33-28Z	<b>22-0371-0</b>			51817217	<b>23-0915</b>	77362360	<b>22-0528-0</b>	9941718	<b>22-0026-1</b>
51712-07500	<b>23-0926</b>	<b>KIA LCV</b>		5880891	<b>53-0063</b>	77362365	<b>53-0085</b>	9943830	<b>22-0059-0</b>
51712-1G000	<b>23-0930</b>			5881040	<b>53-0063</b>	77362449	<b>53-0084</b>	9944329	<b>22-0072-1</b>
51712-1H000	<b>23-0927</b>			5881050	<b>53-0063</b>	77362451	<b>53-0074</b>	9945629	<b>22-0048-0</b>
51712-2C000	<b>23-0789</b>	OK060A-33-28ZA	<b>22-0377-0</b>	5881214	<b>53-0063</b>	77362479	<b>22-0159-1</b>	9945823	<b>22-0064-0</b>
51712-3E000	<b>23-0776</b>	OK075B-33-28Z	<b>22-0374-0</b>	5881964	<b>53-0063</b>	77362675	<b>22-0324-1</b>	9945975	<b>53-0070</b>
51712-3E300	<b>23-0776</b>	OK56A-33-23Z	<b>22-0374-0</b>	5888144	<b>53-0063</b>	77362683	<b>22-0083-0</b>	9946016	<b>22-0072-3</b>
51712-3E500	<b>23-0776</b>	OK60B-33-28Z	<b>22-0377-0</b>	5888154	<b>22-0001-0</b>	77362743	<b>22-0322-1</b>	9946227	<b>22-0072-1</b>
51712-3K050	<b>23-0927</b>	OK60B-33-28ZA	<b>22-0377-0</b>	5888433	<b>53-0066</b>	77362756	<b>53-0088</b>	9946568	<b>22-0113-0</b>
51712-FD300	<b>23-0960</b>								

CROSS REFERENCES LIST



Ad. OE	METELLI ref.	Ad. OE	METELLI ref.	Ad. OE	METELLI ref.	Ad. OE	METELLI ref.	Ad. OE	METELLI ref.
<b>LANCIA</b>		LR003655	<b>22-0780-0</b>	<b>LEXUS</b>		<b>LIGIER</b>		483-33-310	<b>53-0198</b>
		LR003657	<b>22-0780-0</b>					483-49-230	<b>53-0198</b>
		LR004936	<b>22-0675-0</b>					58315-FDA00	<b>53-0201</b>
9947629	<b>22-0079-0</b>	NTC8780	<b>23-0543</b>	04465-0C020	<b>22-0821-0</b>	181028L	<b>53-0053</b>	58315-FDA01	<b>53-0201</b>
9947630	<b>22-0082-0</b>	NTC8781	<b>23-0483</b>	04465-20550	<b>22-0429-0</b>			8001-26-310	<b>53-0200</b>
9947773	<b>53-0070</b>	RTC3164	<b>22-0353-0</b>	04465-22340	<b>22-0799-0</b>			8001-26-310A	<b>53-0200</b>
9947934	<b>22-0079-1</b>	RTC3348	<b>22-0692-0</b>	04465-30410	<b>22-0799-0</b>			8001-49-380	<b>53-0200</b>
9947935	<b>22-0083-0</b>	RTC3403	<b>53-0371</b>	04465-32170	<b>22-0067-0</b>			8124-26-310	<b>53-0198</b>
9947936	<b>22-0220-0</b>	RTC3418	<b>53-0366</b>	04465-33070	<b>22-0167-0</b>			8124-33-310	<b>53-0198</b>
9947938	<b>22-0299-0</b>	RTC4518	<b>22-0016-5</b>	04465-33120	<b>22-0429-0</b>	A117J0084S	<b>22-0013-3</b>	820-26-310	<b>53-0198</b>
9948030	<b>22-0288-0</b>	RTC4519	<b>22-0353-1</b>	04465-33130	<b>22-0429-0</b>	A117J0085S	<b>22-0165-1</b>	8531-33-310	<b>53-0198</b>
9948045	<b>22-0159-1</b>	RTC5574	<b>22-0352-0</b>	04465-33150	<b>22-0429-0</b>			85Y2-33-28Z	<b>22-0300-0</b>
9948054	<b>22-0159-1</b>	RTC5756	<b>22-0177-1</b>	04465-33180	<b>22-0429-0</b>			A8E-13-94A	<b>53-0200</b>
9948092	<b>22-0083-1</b>	RTC5760	<b>22-0177-1</b>	04465-33230	<b>22-0429-0</b>			ABE-13-94P	<b>53-0200</b>
9948095	<b>22-0083-0</b>	RTC5762	<b>22-0353-1</b>	04465-48020	<b>22-0616-0</b>			B001-26-251	<b>18-0269</b>
9948200	<b>53-0066</b>	RTC6179	<b>53-0371</b>	04465-48040	<b>22-0617-0</b>			B001-26-251A	<b>18-0269</b>
9948235	<b>53-0063</b>	RTC6781	<b>22-0177-0</b>	04465-48050	<b>22-0617-0</b>	81508205072	<b>22-0587-0</b>	B001-26-251B	<b>18-0269</b>
9948240	<b>53-0063</b>	SDB000601	<b>23-0933</b>	04465-48080	<b>22-0618-0</b>	81508206006	<b>22-0582-0</b>	B001-26-251C	<b>18-0269</b>
9948334	<b>22-0083-0</b>	SDB000602	<b>23-0933</b>	04465-48090	<b>22-0616-0</b>	81508206008	<b>22-0584-0</b>	B216-26-310	<b>53-0200</b>
9948335	<b>22-0220-0</b>	SDB000603	<b>23-0933</b>	04465-48100	<b>22-0618-0</b>	81508206011	<b>22-0271-0</b>	B001-26-310A	<b>53-0200</b>
9948338	<b>22-0324-1</b>	SDB000604	<b>23-0933</b>	04465-50060	<b>22-0757-0</b>	81508206016	<b>22-0586-0</b>	B001-33-251	<b>23-0131</b>
9948377	<b>22-0220-0</b>	SDB1000830	<b>23-0544</b>	04465-50110	<b>22-0756-1</b>	81508206022	<b>22-0584-0</b>	B001-33-251B	<b>23-0131</b>
9948417	<b>22-0324-0</b>	SDB101070	<b>23-0574</b>	04465-53010	<b>22-0756-0</b>	81508206030	<b>22-0585-0</b>	B001-33-251C	<b>23-0131</b>
9948476	<b>22-0083-0</b>	SDC100110	<b>18-0348</b>	04465-53020	<b>22-0760-0</b>	81508206034	<b>22-0586-0</b>	B001-49-280	<b>22-0467-0</b>
9948577	<b>22-0113-0</b>	SDC100130	<b>18-0348</b>	04465-60150	<b>22-0452-0</b>	81508206041	<b>22-0587-0</b>	B091-33-251C	<b>23-0272</b>
9948887	<b>22-0220-1</b>	SFC000010	<b>22-0598-0</b>	04465-60170	<b>22-0452-0</b>	81508206042	<b>22-0582-0</b>	B092-26-251	<b>18-0282</b>
9949048	<b>22-0082-0</b>	SFC500050	<b>22-0598-0</b>	04465-60220	<b>22-0452-0</b>	81508206046	<b>22-0586-0</b>	B092-26-310	<b>53-0203</b>
9949134	<b>22-0083-0</b>	SFP000010	<b>22-0349-0</b>	04465-60230	<b>22-0452-0</b>	81508206051	<b>22-0587-0</b>	B092-26-38Z	<b>53-0203</b>
9949183	<b>22-0159-1</b>	SFP000020	<b>22-0349-0</b>	04465-60240	<b>22-0452-0</b>			B092-49-380	<b>53-0203</b>
9949203	<b>22-0704-0</b>	SFP000120	<b>22-0560-0</b>	04465-60280	<b>22-0821-0</b>			BOY1-26-38Z	<b>53-0200</b>
9949276	<b>22-0322-0</b>	SFP000130	<b>22-0354-1</b>	04465-YZZAG	<b>22-0067-0</b>			BOY1-26-38Z9A	<b>53-0200</b>
9949279	<b>22-0577-0</b>	SFP000150	<b>22-0353-0</b>	04465-YZZAM	<b>22-0167-0</b>			BOY5-26-38Z	<b>53-0200</b>
9949280	<b>22-0323-0</b>	SFP000160	<b>22-0354-0</b>	04466-0C010	<b>22-0822-0</b>			BOY5-26-38Z9A	<b>53-0200</b>
9949293	<b>22-0529-0</b>	SFP000250	<b>22-0354-1</b>	04466-22190	<b>22-0761-0</b>	53210-46A50	<b>53-0380</b>	BOY5-33-28Z9A	<b>22-0467-0</b>
9949332	<b>22-0324-1</b>	SFP000260	<b>22-0352-0</b>	04466-30030	<b>22-0759-0</b>	53210-50A10	<b>53-0380</b>	B107-26-43Z	<b>22-0389-0</b>
9949335	<b>22-0324-0</b>	SFP000270	<b>22-0353-0</b>	04466-30120	<b>22-0758-0</b>	53210-84010	<b>53-0380</b>	B107-26-48Z	<b>22-0389-0</b>
9949412	<b>22-0083-1</b>	SFP000280	<b>22-0354-0</b>	04466-30122	<b>22-0758-0</b>	53800-50800	<b>53-0380</b>	B1Y2-26-38ZA	<b>53-0219</b>
9949508	<b>22-0324-1</b>	SFP100360	<b>22-0174-1</b>	04466-30161	<b>22-0758-0</b>	53800-M70F10	<b>53-0380</b>	B216-26-310	<b>53-0204</b>
9949552	<b>22-0530-0</b>	SFP100460	<b>22-0350-0</b>	04466-30190	<b>22-0758-0</b>	53830-60F90	<b>53-0380</b>	B216-49-380	<b>53-0204</b>
9949556	<b>22-0321-1</b>	SFP100470	<b>22-0351-0</b>	04466-48010	<b>22-0161-0</b>	55200-70820	<b>22-0087-0</b>	B2YD-24-38Z	<b>53-0214</b>
9950479	<b>22-0064-0</b>	SFP100480	<b>22-0350-0</b>	04466-48040	<b>22-0619-0</b>	55210-78450	<b>22-0087-0</b>	B2YD-26-38Z	<b>53-0214</b>
9950550	<b>22-0072-1</b>	SFP100490	<b>22-0351-0</b>	04466-48090	<b>22-0619-0</b>	55210-78460	<b>22-0087-0</b>	B2YD-26-38ZA	<b>53-0214</b>
9950637	<b>22-0083-0</b>	SFP500010	<b>22-0693-0</b>	04466-60030	<b>22-0453-0</b>	55210-84500	<b>22-0087-0</b>	B3YH-33-23Z	<b>22-0534-0</b>
9950778	<b>22-0083-0</b>	SFP500021	<b>22-0694-0</b>	04466-60070	<b>22-0453-0</b>	55210-M84500	<b>22-0087-0</b>	B461-26-251C	<b>23-0664</b>
9950821	<b>22-0113-0</b>	SFP500070	<b>22-0695-0</b>	04466-60280	<b>22-0822-0</b>			B4Y2-26-251C	<b>23-0664</b>
9951067	<b>22-0082-0</b>	SFP500100	<b>22-0349-0</b>	04466-YZZC4	<b>22-0453-0</b>			B4Y5-26-38Z	<b>53-0207</b>
9951101	<b>22-0083-1</b>	SFS000030	<b>53-0370</b>	04491-20680	<b>22-0067-0</b>			B4Y5-26-38ZA	<b>53-0207</b>
9951155	<b>22-0288-0</b>	SFS000050	<b>53-0244</b>	04491-2B060	<b>22-0167-0</b>			B4Y5-26-38ZB	<b>53-0207</b>
9951193	<b>22-0113-0</b>	SFS000051	<b>53-0244</b>	04491-30341	<b>22-0756-0</b>			B4Y6-33-23Z	<b>22-0196-0</b>
9951217	<b>22-0083-2</b>	SFS000060	<b>53-0368</b>	04491-32131	<b>22-0067-0</b>	0187-33-310A	<b>53-0198</b>	B530-33-25XB	<b>23-0246</b>
9951222	<b>22-0324-1</b>	SFS000061	<b>53-0368</b>	04491-32132	<b>22-0067-0</b>	0193-33-310A	<b>53-0198</b>	B596-26-251	<b>18-0296</b>
9951226	<b>22-0220-1</b>	SFS000061K	<b>53-0368</b>	04491-32150	<b>22-0067-0</b>	0305-26-310	<b>53-0198</b>	B596-26-251A	<b>18-0296</b>
99939353	<b>22-0001-0</b>	SFS100140	<b>53-0368</b>	04491-32151	<b>22-0067-0</b>	0370-26-310	<b>53-0198</b>	B596-26-251B	<b>18-0296</b>
LA7599325	<b>18-0010</b>	SFS500010	<b>53-0375</b>	04491-32152	<b>22-0067-0</b>	0370-49-230A	<b>53-0198</b>	B5Y6-26-38ZA	<b>53-0210</b>
		SFS500012	<b>53-0376</b>	04491-32153	<b>22-0067-0</b>	0K2FA-26-38Z	<b>53-0212</b>	B5Y6-33-28Z	<b>22-0196-0</b>
		STC1275	<b>22-0352-0</b>	04491-32160	<b>22-0067-0</b>	187-33-310	<b>53-0198</b>	B6Y3-26-43Z	<b>22-0389-0</b>
		STC1276	<b>22-0353-0</b>	04491-32170	<b>22-0067-0</b>	193-33-310	<b>53-0198</b>	B6Y3-26-48Z	<b>22-0389-0</b>
<b>LAND ROVER</b>		STC1525	<b>53-0373</b>	04491-32171	<b>22-0067-0</b>	1E00-26-251	<b>18-0292</b>	B6Y8-26-43Z	<b>22-0302-0</b>
		STC1601	<b>22-0354-0</b>	04491-32240	<b>22-0067-0</b>	1E00-26-251A	<b>18-0292</b>	BB4C-26-251C	<b>23-0665</b>
218149	<b>18-0089</b>	STC2952	<b>22-0352-1</b>	04491-32241	<b>22-0067-0</b>	1E00-26-38Z	<b>53-0128</b>	BCYC-26-43Z	<b>22-0393-0</b>
245156	<b>18-0090</b>	STC3684	<b>22-0351-0</b>	04491-32340	<b>22-0067-0</b>	1E01-26-251	<b>18-0294</b>	BCYC-26-43ZA	<b>22-0393-0</b>
516599	<b>18-0090</b>	STC3685	<b>22-0350-0</b>	04491-33040	<b>22-0167-0</b>	1E03-33-323Z	<b>22-0088-0</b>	BCYD-26-387	<b>53-0210</b>
522593	<b>18-0088</b>	STC8569	<b>22-0353-0</b>	04491-33041	<b>22-0167-0</b>	1E03-33-323ZA	<b>22-0088-0</b>	BCYD-26-38Z	<b>53-0210</b>
571039	<b>18-0087</b>	STC8571	<b>22-0177-0</b>	04491-33042	<b>22-0167-0</b>	1E03-33-323ZB	<b>22-0088-0</b>	BCYD-26-38ZA	<b>53-0210</b>
571762	<b>23-0422</b>	STC8572	<b>22-0177-0</b>	04492-14160	<b>22-0759-0</b>	1E03-33-251	<b>23-0377</b>	BCYD-49-38Z	<b>53-0210</b>
576973	<b>18-0088</b>	STC9187	<b>22-0016-5</b>	04492-50030	<b>22-0759-1</b>	1E06-33-23Z	<b>22-0093-0</b>	BG12-49-280	<b>22-0386-0</b>
591039	<b>18-0087</b>	STC9188	<b>22-0353-1</b>	46540-28010	<b>53-0439</b>	1E06-33-23ZA	<b>22-0093-0</b>	BG34-49-280	<b>22-0103-0</b>
591661	<b>18-0089</b>	STC9189	<b>22-0353-1</b>	46540-44010	<b>53-0439</b>	1E06-33-23ZB	<b>22-0093-0</b>	BG34-49-280A	<b>22-0103-0</b>
FRC2712	<b>18-0348</b>	STC965	<b>53-0371</b>	46540-50010	<b>53-0439</b>	1E06-33-251	<b>23-0169</b>	BJ1Y-33-25X	<b>23-0619</b>
FRC7329	<b>23-0422</b>			46540-60020	<b>53-0441</b>	1E10-33-23X	<b>22-0316-0</b>	BJYD-33-23Z	<b>22-0387-0</b>
FRC9831	<b>23-0359</b>			46540-60060	<b>53-0441</b>	2113-26-310	<b>53-0198</b>	BJYD-33-28Z	<b>22-0387-0</b>
FTC1381	<b>23-0359</b>			46550-28010	<b>53-0439</b>	226387	<b>53-0211</b>	BJYM-26-38Z	<b>53-0214</b>
FTC461	<b>23-0359</b>	<b>LDV (Leyland-Daf-Van)</b>		46550-44010	<b>53-0439</b>	3958-26-310	<b>53-0198</b>	BJYM-33-23Z	<b>22-0387-0</b>
FTC902	<b>23-0237</b>			46550-50010	<b>53-0439</b>	3958-26-3108	<b>53-0198</b>	BJYM-33-28Z	<b>22-0387-0</b>
GBP270	<b>22-0016-0</b>	91040839	<b>53-0139</b>	46550-60041	<b>53-0441</b>	3958-26-310A	<b>53-0198</b>	BL53-26-38Z	<b>53-0203</b>
GBS655	<b>53-0371</b>	91112875	<b>53-0109</b>	46550-60070	<b>53-0441</b>	3958-26-310B	<b>53-019</b>		



Ad. OE	METELLI ref.	Ad. OE	METELLI ref.	Ad. OE	METELLI ref.	Ad. OE	METELLI ref.	Ad. OE	METELLI ref.	
<b>MAZDA</b>		G030-26-251C	18-0271	GJYG-33-23ZA	22-0476-0	SEZ9-26-38Z	53-0221	002 420 24 20	22-0011-2	
		G030-26-251D	18-0271	GK59-26-251	18-0295	SF04-33-28Z	22-0232-1	002 420 37 20	22-0667-1	
		G030-26-310	53-0201	GN51-33-28Z	22-0068-0	SHY3-26-38Z	53-0222	002 420 39 20	22-0256-0	
BP18-26-38Z9A	53-0204	G030-26-310A	53-0201	GN51-33-28Z9A	22-0068-0	TA01-33-23Z	22-0473-0	002 420 40 20	22-0311-0	
BP4Y-26-251B	23-0738	G030-26-310B	53-0201	GPYA-33-23ZB	22-0805-0	TA01-33-28Z	22-0473-0	002 420 43 20	22-0011-1	
BP4Y-26-251C	23-0738	G030-26-38Z	53-0201	GPYA-33-23ZC	22-0805-0	TBY7-33-23Z	22-0473-0	002 420 44 20	22-0219-0	
BP4Y-26-251D	23-0738	G0Y0-26-38Z	53-0201	GPYA-33-23ZF	22-0805-0	TBY7-33-28Z	22-0473-0	002 420 45 20	22-0252-0	
BP4Y-33-25XB	23-0729	G1YC-33-23Z	22-0301-0	GPYA-33-23ZG	22-0805-0	U0Y9-26-38ZA	53-0209	002 420 46 20	22-0567-0	
BP4Y-33-25XC	23-0729	G1YC-33-23ZA	22-0301-0	GS39-26-43Z	22-0302-0	UAYN-26-38Z	53-0144	002 420 47 20	53-0236	
BP4Y-33-25XD	23-0729	G211-26-38Z	53-0207	GTYF-26-251C	23-0786	UB71-49-280	22-0283-0	002 420 48 20	22-0192-0	
BPYK-26-48Z	22-0337-1	G2YD-33-23Z	22-0475-0	H0Y0-26-48Z	22-0470-0	UBY2-26-38ZB	53-0209	002 420 50 20	22-0252-0	
BPYK-26-48ZB	22-0337-1	G33Y-33-25	23-0984	H266-26-48Z	22-0474-0	UBY2-33-28Z	22-0283-0	002 420 51 20	22-0255-0	
BPYK-33-23Z	22-0534-0	G5Y5-26-43Z	22-0303-0	HBY5-33-28Z	22-0469-0	UDMY4-33-23Z	22-0610-0	002 420 52 20	22-0344-0	
BPYK-33-23ZA	22-0534-0	G5Y6-26-43ZA	22-0303-0	HE21-33-28Z	22-0471-0	UDGY1-33-23Z	22-0395-0	002 420 58 20	53-0239	
BR70-33-25X	23-0617	G5Y6-26-43ZC	22-0303-0	JOY1-26-43ZB	22-0478-0	UGY2-33-23Z	22-0473-0	002 420 60 20	22-0311-0	
BR70-33-25XA	23-0617	GA2Y-33-25X	23-0347	LCY2-26-38ZB	53-0218	UGY9-33-23Z	22-0395-0	002 420 69 20	22-0571-0	
BR70-33-25XF	23-0617	GA3Y-26-251	23-0786	LCY4-33-23ZD	22-0477-0	UHY1-26-38Z	53-0144	002 420 71 20	22-0343-0	
BR74-26-251A	23-0665	GA4Y-26-251	23-0786	LDY5-33-23Z	22-0477-0	UHY1-33-23ZA	22-0479-0	002 420 74 20	22-0343-0	
BR74-33-25X	23-0246	GA4Y-33-25XA	23-0347	LEY4-26-43Z	22-0735-0	UHY4-26-38Z	53-0143	002 420 80 20	22-0567-0	
BRY4-33-23Z	22-0197-0	GA5Y-26-251	23-0786	LEY4-26-43ZA	22-0735-0	UJY6-26-38Z	53-0144	002 420 96 20	22-0219-0	
BRY5-33-23Z	22-0197-0	GA5Y-33-25X	23-0347	LEY4-26-48Z	22-0735-0	UJY6-33-23Z	22-0479-0	002 420 99 20	22-0256-0	
BRY6-33-23Z	22-0197-0	GATY-26-251	23-0786	LEY4-26-48ZA	22-0735-0	UJY6-33-28Z	22-0479-0	002 586 45 42	22-0011-1	
BSY6-26-38Z	53-0207	GAYB-26-38ZB	53-0205	LEY5-33-23Z	22-0477-0	UJY8-26-38Z	53-0143	002 586 46 42	22-0011-1	
BWY7-26-251	18-0296	GAYB-26-38ZC	53-0205	LEY5-33-23Z	22-0477-0	UMY4-33-23Z	22-0610-0	002 586 47 42	22-0003-4	
BWYA-26-38Z	53-0205	GAYE-26-43ZB	22-0303-0	N07-26-48ZB	22-0734-0	URY2-26-38Z	53-0143	002 586 48 42	22-0003-4	
BWYB-26-38Z	53-0205	GAYR-33-23Z	22-0223-0	N0Y-33-323Z	22-0472-0	VBS353	53-0209	003 420 00 20	22-0192-0	
BWYH-26-43Z	22-0390-0	GAYR-33-23ZA	22-0223-0	N0Y7-26-48ZA	22-0608-0	VBS415	53-0209	003 420 01 20	22-0573-0	
C030-26-310A	53-0201	GB38-33-251	23-0275	N0Y7-26-48ZB	22-0608-0	ZZM0-49-280	22-0683-0	003 420 02 20	22-0574-0	
C1Y0-26-38Z	53-0216	GBYH-33-23Z	22-0223-0	N0Y7-33-28Z	22-0607-0	ZZM0-49-280A	22-0683-0	003 420 05 20	22-0563-0	
C1Y0-26-38ZA	53-0216	GCYD-33-23Z	22-0223-0	N0Y9-26-43ZA	22-0608-0			003 420 06 20	22-0597-0	
C1Y0-26-38ZB	53-0216	GEYC-26-43ZA	22-0302-1	N0Y9-26-43ZB	22-0608-0			003 420 07 20	22-0014-0	
C24Y-33-25XB	23-0729	GEYT-26-38Z	53-0216	N0Y9-26-43ZC	22-0734-0	<b>MERCEDES BENZ</b>				
CA15-26-38ZA	53-0206	GEYT-26-38ZA	53-0216	N0Y9-33-23Z	22-0607-0					
CBY4-33-23Z	22-0301-0	GEYT-26-43Z	22-0302-1	N0YY-33-25X	23-0962			003 420 14 20	53-0239	
CBY9-26-38Z	53-0216	GEYT-33-23Z	22-0223-1	N12Y-33-25X	23-0961	000 420 57 20	22-0003-4	003 420 18 20	22-0563-0	
CBY9-33-23Z	22-0223-1	GEYV-33-23Z	22-0223-1	NA01-26-251A	23-0664	000 420 59 20	22-0011-1	003 420 19 20	22-0597-0	
D001-26-310	53-0206	GF15-33-251	23-0275	NA01-33-25X	23-0276	000 420 63 20	22-0011-1	003 420 24 20	22-0572-0	
D102-26-251	18-0296	GF31-33-251A	23-0272	NA01-33-25XA	23-0276	000 420 64 20	22-0011-0	003 420 25 20	22-0342-0	
D1Y2-26-38ZA	53-0219	GF3Y-26-251	23-0622	NAY0-26-43Z	22-0390-0	000 420 65 20	22-0011-0	003 420 26 20	22-0342-0	
DA01-26-251	18-0274	GF3Y-26-251A	23-0622	NAY0-26-43ZA	22-0390-0	000 420 66 20	22-0078-1	003 420 27 20	22-0343-0	
DA15-26-38Z	53-0206	GF3Y-33-25X	23-0901	NAY0-33-23Z	22-0388-0	000 420 67 20	22-0078-1	003 420 28 20	22-0344-0	
DA15-26-38ZA	53-0206	GF3Y-33-25XA	23-0901	NAY0-33-23ZA	22-0388-0	000 420 68 20	22-0011-0	003 420 29 20	22-0252-0	
DA19-33-28	22-0370-0	GFYY-26-251	23-0622	NAY0-33-23ZB	22-0388-0	000 420 69 20	22-0011-0	003 420 30 20	22-0567-0	
DA19-33-28Z	22-0370-0	GG29-49-280	22-0231-1	NAY5-33-23Z	22-0472-0	000 420 88 20	22-0092-0	003 420 42 20	22-0563-0	
DA19-33-28ZA	22-0370-0	GG32-49-2809A	22-0231-0	NAY5-33-28Z	22-0472-0	000 420 90 20	22-0092-0	003 420 48 20	22-0567-0	
DB0Y-33-251	23-0620	GGY6-26-48Z9A	22-0470-0	NCY3-26-43Z	22-0734-0	000 420 91 20	22-0041-0	003 420 49 20	22-0567-0	
DBY2-26-38Z	53-0211	GGY8-33-28Z	22-0231-0	NCY-33-323Z	22-0472-0	000 420 92 20	22-0572-0	003 420 51 20	22-0568-0K	
DCY0-33-23ZB	22-0196-0	GGYM-26-48Z	22-0302-1	NF4Y-33-25X	23-0961	000 420 97 20	22-0092-1	003 420 52 20	22-0344-0	
DCY9-33-23Z	22-0196-0	GJ21-26-251	18-0281	TA01-33-23Z	22-0473-0	000 420 99 20	22-0061-0	003 420 58 20	22-0563-5	
DD32-33-25X	23-0476	GJ21-26-251A	18-0281	TA01-33-23Z	22-0473-0	000 421 41 10	22-0573-0	003 420 59 20	22-0342-0	
DD59-33-25X	23-0476	GJ21-26-38Z	53-0205	TA01-33-28Z	22-0473-0	000 423 02 30	22-0568-0	003 420 60 20	22-0342-0	
DDY2-26-38Z	53-0136	GJ21-26-38ZB	53-0205	TBY7-33-23Z	22-0473-0	000 586 75 42	22-0011-0	003 420 64 20	22-0571-0	
DDY2-33-28Z	22-0316-0	GJ21-33-28ZA	22-0068-0	TBY7-33-28Z	22-0473-0	001 420 01 20	22-0092-0	003 420 65 20	22-0562-0	
DF71-33-251	23-0983	GJ21-33-28ZB	22-0068-0	U0Y9-26-38ZA	53-0209	001 420 06 20	22-0003-4	003 420 65 20	22-0562-0K	
DFY1-26-38Z	53-0148	GJ25-33-25XC	23-0274	UBY2-26-38ZB	53-0209	001 420 07 20	22-0061-0	003 420 70 20	53-0236	
DFY1-33-28ZA	22-0793-0	GJ25-33-25XD	23-0274	UDMY4-33-23Z	22-0610-0	001 420 09 20	22-0011-0	003 420 72 20	22-0583-0	
DFY1-33-29ZA	22-0793-0	GJ6Y-33-25XA	23-0621	UDGY2-33-23Z	22-0473-0	001 420 12 20	22-0610-0	003 420 74 20	22-0011-0	
E0Y8-26-43Z	22-0390-0	GJ83-26-38Z	53-0205	UHY1-33-23ZA	22-0479-0	001 420 13 20	22-0203-0	003 420 78 20	22-0575-0K	
E0Y8-26-43ZA	22-0390-0	GJ83-26-38ZA	53-0205	UJY6-33-23Z	22-0479-0	001 420 14 20	22-0014-0	003 420 79 10	22-0575-0K	
E0Y8-26-43ZB	22-0390-0	GJ96-33-25XA	23-0346	UJY6-33-28Z	22-0479-0	001 420 75 20	22-0011-1	003 420 87 20	22-0572-0K	
E8BZ-11-26A	18-0274	GJY1-33-28Z	22-0068-0	UMY1-33-23ZA	22-0610-0	001 420 77 20	22-0078-1	003 420 95 20	22-0342-0	
EC25-33-23ZA	22-0609-0	GJY1-33-28Z9A	22-0068-0	UMY1-33-28ZA	22-0610-0	001 420 78 20	22-0011-0	003 420 99 20	22-0562-0	
F1Y1-26-43Z	22-0733-0	GJY7-26-48Z	22-0233-0	UMY4-33-23Z	22-0610-0	001 420 81 20	22-0041-0	003 420 99 20	22-0562-0K	
F1Y1-33-23ZB	22-0732-0	GJY7-26-48Z9A	22-0233-0	VBS353	53-0209	001 420 92 20	22-0011-0	004 420 02 20	22-0219-0	
F1Y2-33-23Z	22-0732-0	GJYA-26-43Z	22-0302-1	VBS415	53-0209	001 420 93 20	22-0003-4	004 420 03 20	22-0252-0	
F1Y7-33-23Z	22-0732-0	GJYA-33-23ZC	22-0475-0	<b>MAZDA LCV</b>			001 420 95 20	22-0203-0	004 420 04 20	22-0563-0
F1YA-23-43Z	22-0733-0	GJYA-33-23ZD	22-0475-0				1823-26-310B	53-0199	001 420 96 20	22-0041-0
F1YA-23-48Z	22-0733-0	GJYB-26-43Z	22-0302-1	8854-26-310	53-0199	001 420 98 20	22-0667-0	004 420 07 20	22-0252-0	
F1YA-26-43Z	22-0733-0	GJYB-26-48Z9C	22-0302-2	8854-49-230	53-0199	001 420 99 20	22-0011-1	004 420 27 20	22-0311-0	
F1YA-26-48Z	22-0733-0	GJYB-33-23ZB	22-0475-0	LAY-33-328Z	22-0399-0	001 421 09 10	22-0575-0K	004 420 40 20	22-0670-0	
F1YA-33-23ZA	22-0732-0	GJYB-33-23ZC	22-0475-0	S083-26-310A	53-0202	001 421 10 10	22-0576-0K	004 420 44 20	22-0568-0	
F1YA-33-23ZB	22-0732-0	GJYB-33-23ZD	22-0475-0	S2YA-33-28Z	22-0232-1	001 586 63 42	22-0011-0	004 420 51 20	22-0668-0	
F1YA-33-28Z	22-0732-0	GJYC-33-23Z	22-0475-0	S3YA-26-38ZA	53-0221	002 420 01 20	22-0566-0	004 420 52 20	22-0568-1	
F2C6-12-448	18-0296	GJYE-33-23ZB	22-0476-0	S3YF-26-38Z	53-0202	002 420 02 20	22-0041-0	004 420 56 20	22-0571-0	
F2CZ-11-26A	18-0296	GJYE-33-23ZC	22-0476-0	S4YK-26-38ZA	53-0222	002 420 05 20	22-0567-0	004 420 62 20	22-0669-0	
FA67-49-280	22-0302-0	GJYF-33-28ZC	22-0476-0	S4YS-26-38ZB	53-0223</					

CROSS REFERENCES LIST



Ad. OE	METELLI ref.	Ad. OE	METELLI ref.	Ad. OE	METELLI ref.	Ad. OE	METELLI ref.	Ad. OE	METELLI ref.
<b>MERCEDES BENZ</b>		168 420 04 20	<b>22-0565-0</b>	<b>MERCEDES BENZ LCV</b>		<b>MERCEDES TRUCK</b>		4605A481	<b>22-0454-0</b>
		168 420 06 20	<b>53-0235</b>					4605A487	<b>22-0400-0</b>
		168 420 07 20	<b>22-0310-0</b>					4605A492	<b>22-0134-0</b>
005 420 07 20	<b>22-0666-0</b>	168 420 08 20	<b>22-0310-0</b>	000 420 97 20	<b>22-0572-0</b>	000 420 59 20	<b>22-0011-1</b>	4605A502	<b>22-0400-0</b>
005 420 08 20	<b>22-0665-0</b>	168 420 11 20	<b>22-0310-0</b>	000 421 41 10	<b>22-0573-0</b>	000 420 63 20	<b>22-0011-0</b>	4800A001	<b>53-0268</b>
005 420 09 20	<b>22-0665-0</b>	168 420 12 20	<b>22-0310-0</b>	001 420 14 20	<b>22-0014-0</b>	000 420 64 20	<b>22-0011-0</b>	52711-24001	<b>18-0227</b>
005 420 10 20	<b>22-0775-2</b>	168 420 13 20	<b>22-0310-0</b>	001 421 09 10	<b>22-0575-0K</b>	000 420 65 20	<b>22-0011-0</b>	58101-M2A01	<b>22-0224-0</b>
005 420 13 20	<b>22-0775-2</b>	168 420 14 20	<b>22-0310-0</b>	001 421 10 10	<b>22-0576-0K</b>	000 420 68 20	<b>22-0011-0</b>	L8009E4100	<b>53-0259</b>
005 420 15 20	<b>22-0665-0</b>	168 421 01 12	<b>23-0470</b>	002 420 39 20	<b>22-0256-0</b>	000 586 75 42	<b>22-0011-0</b>	M818027	<b>23-0467</b>
005 420 16 20	<b>22-0775-2</b>	168 421 02 12	<b>23-0469</b>	002 420 40 20	<b>22-0311-0</b>	001 420 15 20	<b>22-0267-0</b>	M850976	<b>22-0286-0</b>
005 420 36 20	<b>53-0250</b>	168 421 06 12	<b>23-0759</b>	002 420 41 20	<b>22-0262-0</b>	001 420 78 20	<b>22-0011-0</b>	M850978	<b>22-0347-0</b>
005 420 48 20	<b>22-0825-0</b>	168 423 02 01	<b>18-0223</b>	002 420 42 20	<b>22-0262-0</b>	001 420 92 20	<b>22-0011-0</b>	MA180104	<b>18-0342</b>
005 420 49 20	<b>22-0666-0</b>	168 423 02 12	<b>23-0599</b>	002 420 47 20	<b>53-0236</b>	001 420 99 20	<b>22-0011-1</b>	MA180105	<b>18-0342</b>
005 420 79 20	<b>22-0568-0</b>	169 420 01 20	<b>22-0647-0</b>	002 420 48 20	<b>22-0192-0</b>	001 421 26 10	<b>22-0583-0</b>	MB003571	<b>18-0247</b>
108 420 01 20	<b>53-0232</b>	169 420 02 20	<b>22-0646-0</b>	002 420 56 20	<b>22-0571-0</b>	001 586 63 42	<b>22-0011-0</b>	MB102643	<b>53-0260</b>
108 423 02 12	<b>23-0044</b>	169 420 03 20	<b>22-0646-0</b>	002 420 59 20	<b>53-0240</b>	002 420 08 20	<b>22-0586-0</b>	MB111368	<b>18-0247</b>
115 420 02 72	<b>23-0045</b>	169 420 04 20	<b>22-0565-0</b>	002 420 60 20	<b>22-0311-0</b>	002 420 43 20	<b>22-0011-1</b>	MB128153	<b>23-0653</b>
115 421 13 12	<b>23-0045</b>	169 420 08 20	<b>22-0647-0</b>	002 420 99 20	<b>22-0256-0</b>	002 420 49 20	<b>22-0585-0</b>	MB151324	<b>22-0480-0</b>
115 421 14 12	<b>23-0046</b>	169 420 11 20	<b>22-0565-0</b>	003 420 00 20	<b>22-0192-0</b>	002 420 55 20	<b>22-0586-0</b>	MB193216	<b>22-0480-0</b>
115 423 02 12	<b>23-0044</b>	169 421 00 12	<b>23-0830</b>	003 420 01 20	<b>22-0573-0</b>	002 420 59 20	<b>53-0240</b>	MB193596	<b>18-0331</b>
115 423 04 12	<b>23-0044</b>	169 421 01 12	<b>23-0831</b>	003 420 02 20	<b>22-0574-0</b>	002 420 62 20	<b>22-0267-0</b>	MB238114	<b>53-0251</b>
116 420 00 20	<b>53-0232</b>	169 421 02 12	<b>23-0832</b>	003 420 07 20	<b>22-0014-0</b>	002 420 78 20	<b>22-0584-0</b>	MB238520	<b>53-0251</b>
116 420 02 05	<b>23-0047</b>	169 423 03 12	<b>23-0833</b>	003 420 17 20	<b>22-0262-0</b>	002 420 79 20	<b>22-0584-0</b>	MB238521	<b>53-0251</b>
120 420 14 20	<b>53-0232</b>	201 420 08 20	<b>53-0233</b>	003 420 24 20	<b>22-0572-0</b>	002 586 45 42	<b>22-0011-1</b>	MB238522	<b>53-0251</b>
120 420 15 20	<b>53-0232</b>	201 420 09 20	<b>53-0233</b>	003 420 46 20	<b>22-0578-5</b>	002 586 46 42	<b>22-0011-1</b>	MB238523	<b>53-0251</b>
123 412 01 20	<b>53-0232K</b>	201 421 08 12	<b>23-0103</b>	003 420 70 20	<b>53-0236</b>	003 420 11 20	<b>22-0583-0</b>	MB238615	<b>23-0278</b>
123 420 01 20	<b>53-0232</b>	201 421 12 12	<b>23-0103</b>	003 420 78 20	<b>22-0575-0K</b>	003 420 12 20	<b>22-0583-0</b>	MB238617	<b>23-0278</b>
123 421 00 12	<b>23-0046</b>	201 421 13 12	<b>23-0211</b>	003 420 79 10	<b>22-0575-0K</b>	003 420 15 20	<b>22-0267-0</b>	MB242004	<b>18-0248</b>
124 420 02 20	<b>53-0233</b>	201 423 09 12	<b>23-0104</b>	003 420 87 20	<b>22-0572-0K</b>	003 420 22 20	<b>22-0585-0</b>	MB242007	<b>18-0248</b>
124 420 03 30	<b>53-0233</b>	201 423 12 12	<b>23-0104</b>	004 420 24 20	<b>22-0262-1</b>	003 420 44 20	<b>22-0267-0</b>	MB316529	<b>18-0327</b>
124 420 05 20	<b>53-0233</b>	202 421 02 12	<b>23-0313</b>	004 420 55 20	<b>22-0256-1</b>	003 420 74 20	<b>22-0011-0</b>	MB316558	<b>18-0327</b>
124 420 07 20	<b>53-0233</b>	202 421 07 12	<b>23-0314</b>	004 420 67 20	<b>22-0671-0</b>	004 420 22 20	<b>22-0585-0</b>	MB316677	<b>23-0278</b>
124 421 13 12	<b>23-0124</b>	202 421 09 12	<b>23-0314</b>	004 420 68 20	<b>22-0673-0</b>	004 420 60 20	<b>22-0585-0</b>	MB339440	<b>18-0248</b>
124 421 14 12	<b>23-0321</b>	202 423 00 12	<b>23-0315C</b>	004 420 69 20	<b>22-0672-0</b>	901 420 01 20	<b>53-0239</b>	MB366080	<b>23-0279</b>
124 421 15 12	<b>23-0320</b>	203 420 01 20	<b>53-0233</b>	004 420 81 20	<b>22-0674-0</b>	904 420 02 20	<b>53-0240</b>	MB366143	<b>53-0252</b>
124 421 16 12	<b>23-0167</b>	203 421 03 12	<b>23-0701C</b>	004 420 82 20	<b>22-0673-0</b>	904 420 03 30	<b>53-0240</b>	MB366443	<b>53-0253Y</b>
124 421 23 12	<b>23-0321</b>	203 421 05 12	<b>23-0753C</b>	004 420 83 20	<b>22-0671-0</b>	904 420 04 20	<b>53-0240</b>	MB366444	<b>53-0253Y</b>
124 421 27 12	<b>23-0167</b>	204 421 00 12	<b>23-0934</b>	601 420 00 72	<b>23-0210</b>	905 420 00 20	<b>22-0267-0</b>	MB366445	<b>53-0253Y</b>
124 423 05 12	<b>23-0277C</b>	204 421 07 12	<b>23-0935</b>	601 420 87 20	<b>22-0014-0</b>			MB366446	<b>53-0253Y</b>
126 412 01 20	<b>53-0232</b>	204 423 05 12	<b>23-0982</b>	601 421 51 12	<b>23-0210</b>			MB366480	<b>23-0279</b>
126 420 00 05	<b>23-0086</b>	204 423 06 12	<b>23-0938</b>	601 423 50 01	<b>18-0221</b>	<b>MINI</b>		MB407216	<b>22-0112-0</b>
126 420 01 20	<b>53-0232</b>	210 420 03 30	<b>53-0234</b>	601 423 51 01	<b>18-0220</b>			MB407639	<b>23-0653</b>
126 421 04 12	<b>23-0520</b>	210 421 07 12	<b>23-0386C</b>	601 430 06 22	<b>53-0238</b>			MB407659	<b>22-0398-0</b>
126 421 05 12	<b>23-0520</b>	210 421 12 12	<b>23-0508C</b>	631 420 01 20	<b>22-0055-1</b>	34 11 1 502 891	<b>23-0666C</b>	MB465094	<b>53-0259</b>
126 423 00 12	<b>23-0044</b>	210 421 15 12	<b>23-0508C</b>	631 420 03 20	<b>22-0055-1</b>	34 11 1 503 076	<b>22-0555-0</b>	MB500813	<b>22-0115-0</b>
128 420 01 20	<b>53-0232</b>	210 421 22 12	<b>23-0508C</b>	631 420 03 72	<b>23-0308</b>	34 11 6 761 287	<b>22-0555-0</b>	MB500815	<b>22-0115-0</b>
129 421 03 12	<b>23-0167</b>	210 421 25 12	<b>23-0508C</b>	631 423 00 01	<b>18-0222</b>	34 11 6 765 446	<b>22-0555-0</b>	MB500816	<b>22-0115-0</b>
129 421 06 12	<b>23-0300</b>	210 423 04 12	<b>23-0277C</b>	631 423 00 07	<b>53-0342</b>	34 11 6 767 143	<b>22-0664-0</b>	MB500819	<b>22-0115-0</b>
129 421 10 12	<b>23-0300</b>	210 423 05 12	<b>23-0522</b>	631 423 01 07	<b>53-0342</b>	34 11 6 767 144	<b>22-0664-0</b>	MB500968	<b>23-0279</b>
129 423 00 12	<b>23-0299</b>	210 423 06 12	<b>23-0485C</b>	638 420 00 20	<b>53-0236</b>	34 11 6 770 251	<b>22-0768-0</b>	MB500969	<b>23-0279</b>
140 420 04 20	<b>53-0234</b>	210 423 09 12	<b>23-0277C</b>	638 420 01 20	<b>53-0236</b>	34 11 6 771 837	<b>22-0664-0</b>	MB515476	<b>18-0249</b>
140 420 08 20	<b>53-0234</b>	211 421 07 12	<b>23-0600C</b>	638 421 01 12	<b>23-0416</b>	34 11 6 771 838	<b>22-0664-0</b>	MB515996	<b>18-0327</b>
140 420 09 20	<b>53-0234</b>	211 421 08 12	<b>23-0601</b>	638 423 01 10	<b>22-0192-0</b>	34 11 6 772 892	<b>22-0664-0</b>	MB534235	<b>18-0331</b>
140 421 02 12	<b>23-0413</b>	211 421 12 12	<b>23-0965</b>	638 423 01 12	<b>23-0417</b>	34 11 6 774 050	<b>22-0664-0</b>	MB534245	<b>18-0250</b>
140 421 03 12	<b>23-0699</b>	211 423 07 12	<b>23-0624C</b>	639 420 02 20	<b>53-0248</b>	34 11 6 774 985	<b>23-0940</b>	MB534245	<b>18-0331</b>
140 421 09 12	<b>23-0413</b>	211 423 09 12	<b>23-0625</b>	639 421 00 12	<b>23-0723</b>	34 11 6 778 320	<b>22-0768-0</b>	MB534587	<b>22-0238-0</b>
140 421 10 12	<b>23-0413</b>	220 420 05 20	<b>53-0241</b>	639 423 01 12	<b>23-0712</b>	34 21 1 503 070	<b>23-0667C</b>	MB534594	<b>53-0253Y</b>
140 423 04 12	<b>23-0521</b>	220 421 09 12	<b>23-0524C</b>	901 420 01 20	<b>53-0239</b>	34 21 1 503 077	<b>22-0556-0</b>	MB534595	<b>53-0253Y</b>
140 423 06 12	<b>23-0414</b>	220 423 01 12	<b>23-0525C</b>	901 421 03 12	<b>23-0418</b>	34 21 6 761 288	<b>22-0556-0</b>	MB534596	<b>53-0253Y</b>
163 420 00 20	<b>22-0569-0</b>	221 420 01 20	<b>53-0247</b>	901 423 04 12	<b>23-0491</b>	34 21 6 762 871	<b>22-0556-0</b>	MB534597	<b>53-0253Y</b>
163 420 02 20	<b>53-0242</b>	221 420 05 20	<b>53-0247</b>	901 423 06 12	<b>23-0491</b>	34 21 6 774 987	<b>23-0667C</b>	MB534653	<b>22-0398-0</b>
163 420 03 20	<b>22-0569-0</b>	230 420 03 30	<b>53-0243</b>	901 423 08 12	<b>23-0491</b>	34 21 6 778 327	<b>22-0769-0</b>	MB534656	<b>53-0252</b>
163 420 04 20	<b>22-0570-0</b>	404 420 10 20	<b>53-0247</b>	902 421 03 12	<b>23-0418</b>			MB587053	<b>22-0114-0</b>
163 420 05 20	<b>22-0570-1</b>	414 420 01 20	<b>22-0565-0</b>	902 421 04 12	<b>23-0418</b>			MB587054	<b>22-0114-0</b>
163 420 06 20	<b>22-0563-0</b>	414 420 02 20	<b>22-0310-1</b>	902 421 06 12	<b>23-0418</b>			MB587056	<b>22-0114-0</b>
163 420 07 20	<b>22-0564-0</b>	414 420 03 30	<b>53-0233</b>	902 421 07 12	<b>23-0418</b>	<b>MITSUBISHI</b>		MB587061	<b>22-0114-0</b>
163 420 09 20	<b>22-0564-0</b>	414 421 00 12	<b>23-0598</b>	902 423 01 12	<b>23-0492</b>			MB587284	<b>22-0114-0</b>
163 421 00 12	<b>23-0700C</b>	460 420 01 20	<b>22-0092-0</b>	902 423 03 12	<b>23-0492</b>	4600A106	<b>53-0269</b>		



Ad. OE	METELLI ref.	Ad. OE	METELLI ref.	Ad. OE	METELLI ref.	Ad. OE	METELLI ref.	Ad. OE	METELLI ref.
<b>MITSUBISHI</b>		MR129433	<b>22-0398-0</b>	MR913846	<b>22-0347-0</b>	<b>NISSAN</b>		41060-2F526	<b>22-0305-0</b>
		MR129854	<b>53-0265</b>	MR913846	<b>23-0434</b>			41060-2F527	<b>22-0305-0</b>
		MR129855	<b>53-0265</b>	MR955068	<b>22-0737-0</b>			41060-2N390	<b>22-0304-0</b>
MB668107	<b>23-0653</b>	MR129856	<b>53-0265</b>	MR955351	<b>22-0286-0</b>	05191-306AA	<b>53-0296</b>	41060-2S790	<b>22-0107-1</b>
MB668336	<b>53-0256</b>	MR162521	<b>22-0238-0</b>	MR977117	<b>22-0216-1</b>	062050591	<b>18-0068</b>	41060-2X825	<b>22-0198-0</b>
MB668399	<b>22-0114-0</b>	MR162522	<b>22-0114-0</b>	MR977365	<b>22-0482-0</b>	069022810	<b>53-0279</b>	41060-31E93	<b>22-0066-0</b>
MB668540	<b>18-0364</b>	MR162524	<b>22-0115-0</b>	MR981238	<b>53-0252</b>	069052940	<b>22-0066-0</b>	41060-32R93	<b>22-0190-1</b>
MB668722	<b>22-0238-0</b>	MR178823	<b>53-0251</b>	MZ390010	<b>22-0398-0</b>	069052941	<b>22-0111-0</b>	41060-37J91	<b>22-0495-0</b>
MB668742	<b>53-0258</b>	MR178826	<b>53-0260</b>	MZ690000	<b>22-0221-0</b>	069053200	<b>53-0342</b>	41060-37J93	<b>22-0495-0</b>
MB668745	<b>53-0258</b>	MR178827	<b>53-0264</b>	MZ690001	<b>22-0224-0</b>	36160-51N25	<b>53-0289</b>	41060-37JX1	<b>22-0495-0</b>
MB668746	<b>53-0258</b>	MR205144	<b>22-0398-0</b>	MZ690003	<b>22-0112-0</b>	36160-C9625	<b>53-0289</b>	41060-38U90	<b>22-0306-0</b>
MB668747	<b>53-0258</b>	MR205215	<b>23-0939</b>	MZ690008	<b>22-0226-0</b>	40206-01B00	<b>23-0281</b>	41060-3N390	<b>22-0304-0</b>
MB668886	<b>23-0652</b>	MR205256	<b>22-0401-0</b>	MZ690009	<b>22-0151-0</b>	40206-05A00	<b>23-0174</b>	41060-3S590	<b>22-0107-1</b>
MB668906	<b>53-0265</b>	MR205257	<b>22-0401-0</b>	MZ690010	<b>22-0398-0</b>	40206-0F000	<b>23-0349</b>	41060-3Y690	<b>22-0405-0</b>
MB668907	<b>53-0265</b>	MR205377	<b>22-0396-0</b>	MZ69007	<b>22-0134-0</b>	40206-0M601	<b>23-0457</b>	41060-40F90	<b>22-0304-0</b>
MB668908	<b>53-0265</b>	MR205575	<b>18-0384</b>	MZ690336	<b>22-0216-0</b>	40206-0M602	<b>23-0457</b>	41060-48R91	<b>22-0190-0</b>
MB699017	<b>53-0251</b>	MR205584	<b>23-0461</b>	MZ690340	<b>22-0399-0</b>	40206-0M801	<b>23-0456</b>	41060-49867	<b>22-0104-0</b>
MB699018	<b>53-0251</b>	MR205585	<b>23-0461</b>	MZ690341	<b>22-0398-0</b>	40206-0M802	<b>23-0456</b>	41060-4A00B	<b>22-0415-0</b>
MB699019	<b>53-0251</b>	MR235557	<b>22-0216-0</b>	MZ690346	<b>22-0400-0</b>	40206-15E00	<b>23-0213</b>	41060-4M526	<b>22-0123-0</b>
MB699174	<b>22-0224-0</b>	MR249240	<b>22-0250-0</b>	MZ981179	<b>53-0251</b>	40206-15E01	<b>23-0213</b>	41060-4U125	<b>22-0464-0</b>
MB699266	<b>22-0224-0</b>	MR249241	<b>22-0216-0</b>	MZ981180	<b>53-0251</b>	40206-16R00	<b>23-0280</b>	41060-4U126	<b>22-0464-0</b>
MB699280	<b>23-0478</b>	MR249796	<b>53-0259</b>	MZ981184	<b>53-0253Y</b>	40206-1F500	<b>23-0850</b>	41060-4U127	<b>22-0464-0</b>
MB699281	<b>23-0478</b>	MR249797	<b>53-0259</b>	X3511002	<b>22-0224-0</b>	40206-21000	<b>18-0328</b>	41060-50Y94	<b>22-0246-1</b>
MB699282	<b>23-0505</b>	MR249798	<b>53-0259</b>	X3511007	<b>22-0216-0</b>	40206-21001	<b>18-0328</b>	41060-51E85	<b>22-0179-0</b>
MB699283	<b>23-0505</b>	MR290240	<b>22-0250-0</b>	X3511011	<b>22-0399-0</b>	40206-21B01	<b>23-0251</b>	41060-55F90	<b>22-0404-0</b>
MB699288	<b>23-0434</b>	MR389508	<b>22-0221-0</b>	X3516001	<b>22-0398-0</b>	40206-27B01	<b>23-0659</b>	41060-57GX0	<b>22-0107-1</b>
MB699334	<b>53-0257</b>	MR389511	<b>22-0221-1</b>	X3516005	<b>22-0347-0</b>	40206-2F500	<b>23-0545</b>	41060-58A86	<b>22-0230-1</b>
MB699335	<b>53-0257</b>	MR389512	<b>22-0221-1</b>	X3516006	<b>22-0400-0</b>	40206-2F501	<b>23-0545</b>	41060-5M325	<b>22-0305-0</b>
MB699336	<b>53-0257</b>	MR389518	<b>22-0134-0</b>			40206-31G00	<b>23-0349</b>	41060-5M326	<b>22-0305-0</b>
MB699453	<b>22-0134-0</b>	MR389523	<b>22-0115-0</b>			40206-31G01	<b>23-0349</b>	41060-60U90	<b>22-0405-0</b>
MB699464	<b>22-0221-1</b>	MR389526	<b>22-0115-0</b>	<b>MITSUBISHI LCV</b>		40206-3Y502	<b>23-0764</b>	41060-62C90	<b>22-0246-0</b>
MB699723	<b>22-0226-0</b>	MR389531	<b>22-0114-0</b>			40206-4U103	<b>23-0764</b>	41060-63C90	<b>22-0246-1</b>
MB699964	<b>23-0651</b>	MR389541	<b>22-0224-0</b>			40206-4U107	<b>23-0764</b>	41060-67R86	<b>22-0487-0</b>
MB857295	<b>53-0265</b>	MR389546	<b>22-0134-0</b>	MB102643	<b>53-0260</b>	40206-54C01	<b>23-0250</b>	41060-6F625	<b>22-0145-0</b>
MB857336	<b>22-0398-0</b>	MR389547	<b>22-0401-0</b>	MB238114	<b>53-0251</b>	40206-58A00	<b>23-0282</b>	41060-6F626	<b>22-0145-0</b>
MB858375	<b>22-0224-0</b>	MR389548	<b>22-0134-0</b>	MB238520	<b>53-0251</b>	40206-58A01	<b>23-0282</b>	41060-6J091	<b>22-0190-1</b>
MB858380	<b>22-0398-0</b>	MR389549	<b>22-0134-0</b>	MB238521	<b>53-0251</b>	40206-5F001	<b>23-0348</b>	41060-6N091	<b>22-0810-0</b>
MB858400	<b>22-0134-0</b>	MR389550	<b>22-0401-0</b>	MB238522	<b>53-0251</b>	40206-60Y01	<b>23-0282</b>	41060-6N0X1	<b>22-0810-0</b>
MB858463	<b>22-0151-0</b>	MR389555	<b>22-0112-0</b>	MB238523	<b>53-0251</b>	40206-61A01	<b>23-0301</b>	41060-71J25	<b>22-0123-0</b>
MB858583	<b>22-0224-0</b>	MR389556	<b>22-0112-0</b>	MB407216	<b>22-0112-0</b>	40206-61A11	<b>23-0301</b>	41060-71J26	<b>22-0123-0</b>
MB858665	<b>53-0258</b>	MR389564	<b>22-0226-0</b>	MB500813	<b>22-0115-0</b>	40206-71E01	<b>23-0249</b>	41060-72J25	<b>22-0179-0</b>
MB858684	<b>53-0258</b>	MR389565	<b>22-0396-0</b>	MB500815	<b>22-0115-0</b>	40206-71E02	<b>23-0249</b>	41060-73A85	<b>22-0230-0</b>
MB858685	<b>53-0258</b>	MR389569	<b>22-0396-0</b>	MB500816	<b>22-0115-0</b>	40206-71E06	<b>23-0249</b>	41060-75J25	<b>22-0179-0</b>
MB858686	<b>53-0258</b>	MR389575	<b>22-0484-0</b>	MB500819	<b>22-0115-0</b>	40206-72B00	<b>23-0850</b>	41060-76A87	<b>22-0230-1</b>
MB858876	<b>53-0251</b>	MR389576	<b>22-0398-0</b>	MB534245	<b>18-0250</b>	40206-72B01	<b>23-0850</b>	41060-89E90	<b>22-0404-0</b>
MB895072	<b>22-0224-0</b>	MR389577	<b>22-0398-0</b>	MB587659	<b>53-0251</b>	40206-90J01	<b>23-0248</b>	41060-89E91	<b>22-0404-0</b>
MB895168	<b>22-0114-0</b>	MR389578	<b>22-0398-0</b>	MB587660	<b>53-0251</b>	40206-93J00	<b>23-0249</b>	41060-89E92	<b>22-0740-0</b>
MB928049	<b>22-0134-0</b>	MR389580	<b>22-0151-0</b>	MB587661	<b>53-0251</b>	40206-93J01	<b>23-0249</b>	41060-8H785	<b>22-0406-0</b>
MB928314	<b>22-0396-0</b>	MR389582	<b>22-0483-0</b>	MB699017	<b>53-0251</b>	40206-9C100	<b>23-0449</b>	41060-94M86	<b>22-0230-0</b>
MB928697	<b>23-0463</b>	MR389722	<b>23-0461</b>	MB699018	<b>53-0251</b>	40206-AX602	<b>23-0641</b>	41060-99B25	<b>22-0145-0</b>
MB928994	<b>23-0653</b>	MR391631	<b>53-0265</b>	MB699019	<b>53-0251</b>	40206-AX603	<b>23-0641</b>	41060-99B26	<b>22-0145-0</b>
MB928995	<b>23-0653</b>	MR407116	<b>23-0777</b>	MB858876	<b>53-0251</b>	40206-C7000	<b>23-0247</b>	41060-9C525	<b>22-0198-0</b>
MB950064	<b>53-0257</b>	MR407289	<b>23-0777</b>	MC894601	<b>22-0622-0</b>	40206-C7001	<b>23-0247</b>	41060-9C526	<b>22-0198-0</b>
MB950065	<b>53-0256</b>	MR407376	<b>22-0288-5</b>	MK328619	<b>22-0622-0</b>	40206-D0360	<b>23-0142</b>	41060-9F525	<b>22-0489-0</b>
MB950205	<b>53-0265</b>	MR407391	<b>22-0739-0</b>	MK499872	<b>22-0622-0</b>	40206-D0361	<b>23-0142</b>	41060-AX625	<b>22-0485-0</b>
MB950206	<b>53-0265</b>	MR407422	<b>22-0399-0</b>	MN102637	<b>53-0251</b>	40206-JD00A	<b>23-0902</b>	41060-BM525	<b>22-0305-0</b>
MB950211	<b>53-0265</b>	MR407944	<b>22-0250-0</b>	MR162524	<b>22-0115-0</b>	40206-M3200	<b>23-0087</b>	41060-C7192	<b>22-0110-1</b>
MB950212	<b>53-0265</b>	MR407946	<b>22-0216-0</b>	MR178823	<b>53-0251</b>	40206-M7900	<b>23-0090</b>	41060-C7892	<b>22-0110-0</b>
MB950350	<b>22-0398-0</b>	MR418067	<b>23-0778</b>	MR178826	<b>53-0260</b>	40206-R7400	<b>23-0106</b>	41060-CA090	<b>22-0741-0</b>
MB950569	<b>23-0652</b>	MR449086	<b>53-0263</b>	MR205256	<b>22-0401-0</b>	40206-R7401	<b>23-0106</b>	41060-CA092	<b>22-0741-0</b>
MB950570	<b>23-0652</b>	MR449087	<b>53-0263</b>	MR205257	<b>22-0401-0</b>	40206-U4800	<b>18-0328</b>	41060-CA093	<b>22-0741-0</b>
MB950922	<b>23-0505</b>	MR449769	<b>23-0505</b>	MR389523	<b>22-0115-0</b>	40206-W1260	<b>23-0252</b>	41060-CC090	<b>22-0819-0</b>
MB950951	<b>18-0331</b>	MR465094	<b>53-0259</b>	MR389526	<b>22-0115-0</b>	40206-W1270	<b>23-0252</b>	41060-CD028	<b>22-0738-0</b>
MN102617	<b>22-0306-1</b>	MR475330	<b>23-0653</b>	MR389547	<b>22-0401-0</b>	40222-M7101	<b>18-0051</b>	41060-CD094	<b>22-0738-0</b>
MN102618	<b>22-0481-0</b>	MR475453	<b>22-0397-0</b>	MR389550	<b>22-0401-0</b>	41060-04B25	<b>22-0034-0</b>	41060-D1485	<b>22-0245-1</b>
MN102622	<b>22-0482-0</b>	MR476000	<b>53-0261</b>	MR389555	<b>22-0112-0</b>	41060-04B90	<b>22-0034-1</b>	41060-EB325	<b>22-0819-0</b>
MN102626	<b>22-0484-0</b>	MR496333	<b>53-0260</b>	MR389556	<b>22-0112-0</b>	41060-04B91	<b>22-0034-1</b>	41060-EB326	<b>22-0743-0</b>
MN102628	<b>22-0400-0</b>	MR510539	<b>22-0399-0</b>	MR496333	<b>53-0260</b>	41060-05B25	<b>22-0034-0</b>	41060-EE30J	<b>22-0811-0</b>
MN102634	<b>53-0265</b>	MR510544	<b>22-0400-0</b>	MR510680	<b>22-0401-0</b>	41060-05B26	<b>22-0034-1</b>	41060-F1725	<b>22-0123-0</b>
MN102635	<b>53-0265</b>	MR510680	<b>22-0401-0</b>	MZ690003	<b>22-0112-0</b>	41060-05B90	<b>22-0034-0</b>	41060-G8191	<b>22-0190-1</b>
MN102637	<b>53-0251</b>	MR527550	<b>22-0306-1</b>	MZ981179	<b>53-0251</b>	41060-0M892	<b>22-0278-0</b>	41060-G9501	<b>22-0110-1</b>
MN102640	<b>53-0264</b>	MR527656	<b>22-0286-0</b>	MZ981180	<b>53-0251</b>	41060-0N685	<b>22-0488-0</b>	41060-G9800	<b>22-0110-0</b>
MN102642	<b>53-0261</b>	MR527675	<b>22-0481-0</b>			41060-1N060	<b>22-0277-0</b>	41060-M3228	<b>22-0229-0</b>

CROSS REFERENCES LIST



Ad. OE	METELLI ref.	Ad. OE	METELLI ref.	Ad. OE	METELLI ref.	Ad. OE	METELLI ref.	Ad. OE	METELLI ref.
<b>NISSAN</b>		44060-31B25	<b>53-0273</b>	44060-VC090	<b>22-0304-0</b>	40206-Y9503	<b>23-0253</b>	44060-7C326	<b>53-0287</b>
		44060-31G25	<b>53-0278</b>	44060-VC290	<b>22-0304-0</b>	41060-00QAD	<b>22-0545-0</b>	44060-7E625	<b>53-0354</b>
		44060-32G85	<b>22-0408-0</b>	44060-W0300	<b>53-0271</b>	41060-00QAE	<b>22-0338-2</b>	44060-86R25	<b>53-0277</b>
41060-VB290	<b>22-0407-0</b>	44060-32G86	<b>22-0408-0</b>	44060-W0325	<b>53-0271</b>	41060-00QAF	<b>22-0253-1</b>	44060-9C025	<b>53-0287</b>
41060-VC091	<b>22-0407-0</b>	44060-32J85	<b>22-0409-0</b>	44070-18000	<b>53-0270</b>	41060-00QAG	<b>22-0253-1</b>	44060-D5725	<b>53-0277</b>
41060-VJ490	<b>22-0107-1</b>	44060-35G25	<b>53-0278</b>	44070-G2200	<b>53-0270</b>	41060-25T90	<b>22-0497-0</b>	44060-G0300	<b>53-0270</b>
41060-W2285	<b>22-0245-0</b>	44060-36G25	<b>53-0278</b>	44070-H0100	<b>53-0270</b>	41060-2S790	<b>22-0107-1</b>	44060-G0325	<b>53-0270</b>
41060-W5626	<b>22-0486-0</b>	44060-37G25	<b>53-0282</b>	44070-N4600	<b>53-0271</b>	41060-2X825	<b>22-0198-0</b>	44060-G2200	<b>53-0270</b>
41080-09G27	<b>22-0107-0</b>	44060-37G26	<b>53-0282</b>	44070-Q0101	<b>53-0271</b>	41060-31E93	<b>22-0066-0</b>	44060-G2225	<b>53-0270</b>
41080-41L27	<b>22-0107-0</b>	44060-3F025	<b>22-0199-0</b>	44070-W0300	<b>53-0271</b>	41060-3S590	<b>22-0107-1</b>	44060-H0100	<b>53-0270</b>
43202-08M01	<b>18-0051</b>	44060-3F085	<b>22-0199-0</b>	44606-58Y86	<b>22-0402-0</b>	41060-67R86	<b>22-0487-0</b>	44060-H0125	<b>53-0270</b>
43202-09E00	<b>18-0058</b>	44060-3J325	<b>53-0354</b>	46060-EA091	<b>22-0744-0</b>	41060-9C525	<b>22-0198-0</b>	44060-H7225	<b>53-0270</b>
43202-50A12	<b>18-0061</b>	44060-41A25	<b>53-0272</b>	8717109255218	<b>53-0291</b>	41060-9C526	<b>22-0198-0</b>	44060-Q0101	<b>53-0271</b>
43202-61A10	<b>18-0335</b>	44060-44F85	<b>22-0493-0</b>	D1060-11P86	<b>22-0066-1</b>	41060-9X129	<b>22-0578-3</b>	44060-Q0125	<b>53-0271</b>
43203-09E00	<b>18-0058</b>	44060-47L25	<b>53-0277</b>	D1060-11P87	<b>22-0066-1</b>	41060-9X225	<b>22-0536-1</b>	44060-Q1325	<b>53-0271</b>
43204-01B00	<b>18-0056</b>	44060-47L26	<b>53-0277</b>	D1060-11P92	<b>22-0066-0</b>	41060-9X226	<b>22-0536-1</b>	44060-T0425	<b>53-0275</b>
43204-01B01	<b>18-0056</b>	44060-48L25	<b>53-0277</b>	D1060-11P93	<b>22-0066-0</b>	41060-D1485	<b>22-0245-1</b>	44060-T6025	<b>53-0274</b>
43206-08G11	<b>18-0052</b>	44060-48L26	<b>53-0277</b>	D1060-1N090	<b>22-0277-0</b>	41060-MB225	<b>22-0578-7</b>	44060-T6425	<b>53-0275</b>
43206-0F001	<b>18-0330</b>	44060-4U090	<b>22-0193-1</b>	D1060-2S790	<b>22-0107-1</b>	41060-R9025	<b>22-0490-0</b>	44060-U8700	<b>53-0271</b>
43206-0W710	<b>18-0376</b>	44060-4U092	<b>22-0733-0</b>	D1060-3Y690	<b>22-0405-0</b>	41060-V6786	<b>22-0066-1</b>	44060-U8725	<b>53-0271</b>
43206-1E410	<b>18-0328</b>	44060-50A86	<b>22-0402-0</b>	D1060-89E92	<b>22-0740-0</b>	41060-V6791	<b>22-0066-0</b>	44060-W0300	<b>53-0271</b>
43206-21B10	<b>18-0057</b>	44060-50Y25	<b>53-0281</b>	D1060-C7192	<b>22-0110-0</b>	41060-V7085	<b>22-0107-1</b>	44060-W0325	<b>53-0271</b>
43206-2F010	<b>18-0070</b>	44060-54C91	<b>22-0193-0</b>	D1060-D4690	<b>22-0066-0</b>	41060-VJ490	<b>22-0107-1</b>	44070-18000	<b>53-0270</b>
43206-31G11	<b>18-0054</b>	44060-55L25	<b>53-0277</b>	D1060-JD00A	<b>22-0792-0</b>	41060-VK190	<b>22-0611-0</b>	44070-G2200	<b>53-0270</b>
43206-42R00	<b>23-0660</b>	44060-56G26	<b>53-0282</b>	D1060-V6794	<b>22-0066-0</b>	41080-09G27	<b>22-0107-0</b>	44070-H0100	<b>53-0270</b>
43206-42R01	<b>23-0660</b>	44060-56L25	<b>53-0277</b>	D1060-V7090	<b>22-0107-0</b>	41080-41L27	<b>22-0107-0</b>	44070-N4600	<b>53-0271</b>
43206-42R25	<b>23-0660</b>	44060-56L26	<b>53-0277</b>	D1060-VB2X0	<b>22-0407-0</b>	43200-00QAF	<b>18-0375</b>	44070-Q0101	<b>53-0271</b>
43206-4U101	<b>23-0762</b>	44060-56L27	<b>53-0277</b>	D1060-WC091	<b>22-0407-0</b>	43200-00QAG	<b>18-0374</b>	44070-W0300	<b>53-0271</b>
43206-4U103	<b>23-0762</b>	44060-60Y25	<b>53-0277</b>	D10F0-CD026	<b>22-0738-0</b>	43200-00QAL	<b>18-0144</b>	77 01 050 914	<b>22-0338-2</b>
43206-50Y10	<b>18-0055</b>	44060-68A25	<b>53-0272</b>	D4000-W0300	<b>53-0271</b>	43206-00QAB	<b>23-0844</b>	77 01 054 771	<b>22-0338-2</b>
43206-58Y01	<b>23-0661</b>	44060-6F625	<b>53-0288</b>	D4060-18025	<b>53-0270</b>	43206-00QAC	<b>23-0844</b>	8717109255218	<b>53-0291</b>
43206-5F011	<b>18-0069</b>	44060-70J20	<b>53-0283</b>	D4060-8H385	<b>22-0612-0</b>	43206-08G11	<b>18-0052</b>	D1060-11P86	<b>22-0066-1</b>
43206-5F012	<b>18-0060</b>	44060-70J26	<b>22-0199-0</b>	D4060-8H725	<b>53-0293</b>	43206-15G11	<b>18-0053</b>	D1060-11P87	<b>22-0066-1</b>
43206-5F013	<b>18-0069</b>	44060-70J28	<b>53-0283</b>	D4060-G0300	<b>53-0270</b>	43206-1E410	<b>18-0328</b>	D1060-11P92	<b>22-0066-0</b>
43206-5F014	<b>18-0060</b>	44060-70N25	<b>53-0277</b>	D4060-G0325	<b>53-0270</b>	43206-2S600	<b>18-0072</b>	D1060-11P93	<b>22-0066-0</b>
43206-6N000	<b>18-0353</b>	44060-73A85	<b>22-0402-0</b>	D4060-Qfl125	<b>53-0271</b>	43206-31G11	<b>18-0054</b>	D1060-2S790	<b>22-0107-1</b>
43206-8H305	<b>23-0797</b>	44060-78N91	<b>22-0193-1</b>	D4060-U8725	<b>53-0271</b>	43206-37G10	<b>18-0066</b>	D1060-D4690	<b>22-0066-0</b>
43206-8H700	<b>23-0797</b>	44060-7C325	<b>53-0287</b>	D4060-W0301	<b>53-0271</b>	43206-80W10	<b>18-0332</b>	D1060-MB600	<b>22-0671-4</b>
43206-8H701	<b>23-0797</b>	44060-7C326	<b>53-0287</b>	D4060-W0325	<b>53-0271</b>	43206-9C502	<b>18-0336</b>	D1060-V6794	<b>22-0066-0</b>
43206-97J10	<b>18-0059</b>	44060-7E625	<b>53-0354</b>	D4060-W0326	<b>53-0271</b>	43206-G9500	<b>18-0063</b>	D1060-V7090	<b>22-0107-0</b>
43206-99J00	<b>23-0633</b>	44060-7E690	<b>22-0193-1</b>	D4070-W0300	<b>53-0271</b>	43206-T6000	<b>18-0332</b>	D1060-VK190	<b>22-0611-0</b>
43206-99J01	<b>23-0633</b>	44060-86E90	<b>22-0362-1</b>	D4070-W0301	<b>53-0271</b>	44050-18000	<b>53-0270</b>	D4000-W0300	<b>53-0271</b>
43206-99J04	<b>23-0672</b>	44060-86R25	<b>53-0277</b>	D40F0AR025	<b>53-0294</b>	44060-00QAE	<b>22-0546-0</b>	D4060-18025	<b>53-0270</b>
43206-9C000	<b>18-0065</b>	44060-87N90	<b>22-0193-0</b>	D40F0AR06K	<b>53-0294</b>	44060-00QAF	<b>22-0635-0</b>	D4060-G0300	<b>53-0270</b>
43206-AX650	<b>18-0352</b>	44060-8H385	<b>22-0612-0</b>	D40F0-CD026	<b>22-0739-0</b>	44060-00QAK	<b>53-0354</b>	D4060-G0325	<b>53-0270</b>
43206-C6000	<b>18-0062</b>	44060-8H725	<b>53-0293</b>	D40F0-CD094	<b>22-0739-0</b>	44060-03N26	<b>53-0278</b>	D4060-MA000	<b>22-0532-1</b>
43206-C9000	<b>18-0065</b>	44060-8H785	<b>22-0406-0</b>	DA060-31E86	<b>22-0066-0</b>	44060-05N25	<b>53-0279</b>	D4060-MB40A	<b>22-0212-9</b>
43206-G9500	<b>18-0063</b>	44060-8M126	<b>53-0292</b>	DA060-T7890	<b>22-0110-0</b>	44060-06F25	<b>53-0271</b>	D4060-Qfl125	<b>53-0271</b>
43206-G9800	<b>18-0064</b>	44060-90E90	<b>22-0362-0</b>	DA060-W2290	<b>22-0245-0</b>	44060-07C25	<b>53-0271</b>	D4060-U8725	<b>53-0271</b>
43206-JD00A	<b>23-0903</b>	44060-99B25	<b>22-0742-0</b>	GBS1088	<b>53-0271</b>	44060-08G25	<b>53-0279</b>	D4060-W0301	<b>53-0271</b>
43222-50A00	<b>18-0051</b>	44060-99B26	<b>53-0284</b>			44060-0F026	<b>53-0287</b>	D4060-W0325	<b>53-0271</b>
44050-18000	<b>53-0270</b>	44060-99B85	<b>22-0742-0</b>			44060-0F027	<b>53-0287</b>	D4060-W0326	<b>53-0271</b>
44060-00QAK	<b>53-0354</b>	44060-9C025	<b>53-0287</b>			44060-0W725	<b>53-0282</b>	D4070-W0300	<b>53-0271</b>
44060-01A25	<b>53-0272</b>	44060-AL585	<b>22-0612-0</b>			44060-0W726	<b>53-0282</b>	D4070-W0301	<b>53-0271</b>
44060-01A26	<b>53-0272</b>	44060-AV725	<b>22-0337-0</b>			44060-0W727	<b>53-0282</b>	DA060-31E86	<b>22-0066-0</b>
44060-01J25	<b>53-0280</b>	44060-AX625	<b>53-0290</b>	04495-25110	<b>53-0421</b>	44060-0X825	<b>53-0291</b>	DD060-T6025	<b>53-0274</b>
44060-0295R	<b>22-0100-2</b>	44060-BM425	<b>22-0199-0</b>	04495-25111	<b>53-0421</b>	44060-16C25	<b>53-0279</b>	GBS1088	<b>53-0271</b>
44060-03N26	<b>53-0278</b>	44060-BM426	<b>22-0199-0</b>	04495-25151	<b>53-0421</b>	44060-16C26	<b>53-0279</b>		
44060-04B25	<b>53-0273</b>	44060-CA00J	<b>53-0297</b>	069029000	<b>53-0100</b>	44060-18025	<b>53-0270</b>		
44060-04U86	<b>22-0494-0</b>	44060-CD094	<b>22-0739-0</b>	069052940	<b>22-0066-0</b>	44060-20R25	<b>53-0277</b>		
44060-05N25	<b>53-0279</b>	44060-CY025	<b>53-0295</b>	069052941	<b>22-0111-0</b>	44060-20W25	<b>53-0274</b>		
44060-06F25	<b>53-0271</b>	44060-D3591	<b>22-0362-0</b>	1440504	<b>22-0590-0</b>	44060-25T25	<b>53-0275</b>		
44060-07C25	<b>53-0271</b>	44060-D5725	<b>53-0277</b>	40206-00QAA	<b>23-0549</b>	44060-28N25	<b>53-0279</b>	11046152	<b>22-0117-0</b>
44060-08G25	<b>53-0279</b>	44060-EA025	<b>53-0298</b>	40206-00QAJ	<b>23-0110</b>	44060-31G25	<b>53-0278</b>	11717147	<b>53-0303</b>
44060-0F026	<b>53-0287</b>	44060-EB325	<b>22-0744-0</b>	40206-0F000	<b>23-0349</b>	44060-35G25	<b>53-0278</b>	12799240	<b>22-0337-1</b>
44060-0F027	<b>53-0287</b>	44060-G0300	<b>53-0270</b>	40206-10W00	<b>23-0710</b>	44060-36G25	<b>53-0278</b>	1605000	<b>22-0257-0</b>
44060-0M890	<b>22-0403-0</b>	44060-G0325	<b>53-0270</b>	40206-10W01	<b>23-0710</b>	44060-37G25	<b>53-0282</b>	1605002	<b>22-0357-1</b>
44060-0N690	<b>22-0193-1</b>	44060-G2200	<b>53-0270</b>	40206-21000	<b>18-0328</b>	44060-37G26	<b>53-0282</b>	1605003	<b>22-0128-0</b>
44060-0W725	<b>53-0282</b>	44060-G2225	<b>53-0270</b>	40206-21001	<b>18-0328</b>	44060-3J325	<b>53-0354</b>	1605004	<b>22-0538-0</b>
44060-0W726	<b>53-0282</b>	44060-G9825	<b>53-0415</b>	40206-31G00	<b>23-0349</b>	44060-47L25	<b>53-0277</b>	1605005	<b>22-0275-0</b>
44060-0W727	<b>53-0282</b>	44060-H0100	<b>53-0270</b>	40206-31G					

Ad. OE	METELLI ref.	Ad. OE	METELLI ref.	Ad. OE	METELLI ref.	Ad. OE	METELLI ref.	Ad. OE	METELLI ref.
<b>OPEL / VAUXHALL</b>		1605845	<b>53-0306</b>	4804801	<b>53-0317</b>	90008003	<b>23-0071</b>	91024352	<b>18-0300</b>
		1605848	<b>22-0357-0</b>	4808848	<b>23-0894</b>	90008005	<b>23-0080</b>	91118872	<b>18-0298</b>
		1605851	<b>22-0358-0</b>	4808861	<b>22-0778-0</b>	90008006	<b>23-0096</b>	91143043	<b>53-0310</b>
1605047	<b>22-0275-0</b>	1605852	<b>22-0357-0</b>	4838652	<b>53-0302</b>	90065603	<b>23-0021</b>	91143303	<b>53-0192</b>
1605052	<b>53-0308</b>	1605855	<b>22-0128-0</b>	552107	<b>53-0300</b>	90077721	<b>18-0302</b>	91149504	<b>53-0308</b>
1605064	<b>53-0311</b>	1605859	<b>53-0315</b>	552123	<b>53-0302</b>	90086193	<b>23-0071</b>	91149589	<b>53-0310</b>
1605067	<b>22-0696-0</b>	1605870	<b>22-0044-0</b>	552152	<b>53-0302</b>	90086194	<b>18-0299</b>	91149642	<b>53-0315</b>
1605070	<b>22-0257-0</b>	1605877	<b>22-0141-0</b>	552217	<b>53-0301</b>	90090085	<b>18-0302</b>	91158362	<b>53-0307</b>
1605079	<b>22-0813-0</b>	1605879	<b>22-0275-0</b>	5532544	<b>22-0118-2</b>	90093417	<b>53-0300</b>	91158363	<b>53-0308</b>
1605080	<b>22-0539-0</b>	1605881	<b>22-0077-0</b>	5569025	<b>23-0859</b>	90094695	<b>53-0303</b>	91158365	<b>53-0305</b>
1605081	<b>22-0340-0</b>	1605883	<b>22-0275-1</b>	5569026	<b>23-0877</b>	90094696	<b>53-0304</b>	91158366	<b>53-0309</b>
1605084	<b>22-0357-1</b>	1605887	<b>53-0306</b>	568038	<b>18-0302</b>	90105445	<b>18-0300</b>	91158368	<b>53-0306</b>
1605092	<b>22-0340-0</b>	1605897	<b>53-0302</b>	568039	<b>18-0300</b>	90111242	<b>23-0080</b>	91158369	<b>53-0311</b>
1605093	<b>22-0259-0</b>	1605907	<b>22-0077-0</b>	568051	<b>18-0302</b>	90121445	<b>23-0096</b>	9117676	<b>23-0627</b>
1605098	<b>22-0540-0</b>	1605909	<b>53-0308</b>	568053	<b>18-0299</b>	90135264	<b>18-0302</b>	9117717	<b>22-0259-0</b>
1605099	<b>22-0539-0</b>	1605911	<b>22-0208-0</b>	568054	<b>18-0300</b>	90135504	<b>18-0313</b>	9117771	<b>23-0488</b>
1605105	<b>22-0259-0</b>	1605912	<b>22-0118-0</b>	568056	<b>18-0302</b>	90166533	<b>53-0303</b>	9117772	<b>23-0489</b>
1605113	<b>22-0540-0</b>	1605913	<b>22-0357-0</b>	568057	<b>18-0300</b>	90167765	<b>22-0044-0</b>	917678	<b>23-0514</b>
1605117	<b>22-0337-1</b>	1605914	<b>53-0315</b>	568058	<b>18-0299</b>	90168958	<b>18-0300</b>	9192124	<b>22-0538-0</b>
1605122	<b>22-0542-1</b>	1605920	<b>53-0311</b>	568060	<b>18-0306</b>	90182658	<b>53-0302</b>	9192180	<b>22-0358-0</b>
1605123	<b>22-0779-0</b>	1605921	<b>53-0302</b>	568061	<b>18-0298</b>	90193915	<b>18-0299</b>	9192181	<b>22-0358-0</b>
1605138	<b>22-0813-0</b>	1605924	<b>22-0275-0</b>	568063	<b>18-0305</b>	90250546	<b>23-0166</b>	9193872	<b>23-0603</b>
1605143	<b>22-0078-1</b>	1605929	<b>53-0309</b>	568066	<b>18-0389</b>	90250703	<b>23-0283</b>	9194477	<b>23-0826</b>
1605195	<b>22-0549-3</b>	1605932	<b>22-0538-0</b>	568269	<b>18-0373</b>	90271134	<b>23-0194</b>	9195985	<b>23-0569</b>
1605196	<b>22-0337-1</b>	1605938	<b>53-0302</b>	568270	<b>18-0372</b>	90271135	<b>23-0195</b>	9196050	<b>23-0604</b>
1605252	<b>22-0539-0</b>	1605939	<b>22-0697-0</b>	569000	<b>23-0604</b>	90271938	<b>53-0307</b>	9196287	<b>18-0350</b>
1605262	<b>53-0311</b>	1605947	<b>22-0696-0</b>	569001	<b>23-0166</b>	90272326	<b>23-0021</b>	9196290	<b>18-0351</b>
1605282	<b>22-0540-0</b>	1605952	<b>53-0308</b>	569003	<b>23-0608</b>	90272328	<b>23-0196</b>	9196291	<b>53-0308</b>
1605283	<b>22-0540-0</b>	1605953	<b>53-0309</b>	569004	<b>23-0681C</b>	90273259	<b>53-0302</b>	9196292	<b>53-0309</b>
1605353	<b>22-0321-2</b>	1605957	<b>22-0258-0</b>	569006	<b>23-0800</b>	90273261	<b>22-0276-0</b>	9196587	<b>23-0488</b>
1605354	<b>22-0322-2</b>	1605959	<b>22-0257-0</b>	569007	<b>23-0825</b>	90279383	<b>22-0276-0</b>	9196592	<b>23-0610</b>
1605355	<b>22-0777-0</b>	1605961	<b>22-0259-0</b>	569008	<b>23-0021</b>	90295087	<b>23-0166</b>	9199058	<b>22-0013-3</b>
1605356	<b>22-0705-0</b>	1605964	<b>22-0340-0</b>	569011	<b>23-0021</b>	90297485	<b>53-0303</b>	9200108	<b>22-0340-0</b>
1605384	<b>22-0696-0</b>	1605965	<b>22-0541-0</b>	569013	<b>23-0021</b>	90297537	<b>22-0141-0</b>	9208531	<b>18-0371</b>
1605458	<b>53-0092</b>	1605966	<b>22-0118-0</b>	569014	<b>23-0022</b>	90297932	<b>23-0426</b>	9208532	<b>18-0370</b>
1605459	<b>53-0093</b>	1605967	<b>22-0542-0</b>	569015	<b>23-0022</b>	90343627	<b>53-0302</b>	9209090	<b>53-0314</b>
1605462	<b>53-0300</b>	1605969	<b>53-0311</b>	569017	<b>23-0071</b>	90348319	<b>23-0283</b>	9212698	<b>53-0314</b>
1605466	<b>22-0003-0</b>	1605972	<b>22-0540-0</b>	569020	<b>23-0568</b>	90350169	<b>53-0305</b>	9214834	<b>53-0314</b>
1605477	<b>53-0303</b>	1605973	<b>22-0337-1</b>	569021	<b>23-0569</b>	90374747	<b>22-0077-0</b>	9214835	<b>22-0339-1</b>
1605478	<b>53-0304</b>	1605974	<b>22-0340-0</b>	569022	<b>23-0858</b>	90374748	<b>22-0077-0</b>	9214843	<b>53-0318</b>
1605531	<b>22-0044-0</b>	1605975	<b>22-0540-0</b>	569024	<b>23-0835</b>	90375251	<b>18-0301</b>	9280751	<b>23-0022</b>
1605543	<b>22-0003-0</b>	1605976	<b>22-0339-0</b>	569026	<b>23-0022</b>	90392559	<b>23-0441</b>	93158369	<b>53-0311</b>
1605568	<b>53-0303</b>	1605977	<b>53-0314</b>	569028	<b>23-0071</b>	90392944	<b>53-0315</b>	93170602	<b>22-0542-0</b>
1605586	<b>22-0044-0</b>	1605978	<b>22-0357-1</b>	569030	<b>23-0080</b>	90397655	<b>53-0307</b>	93170618	<b>53-0311</b>
1605590	<b>53-0305</b>	1605984	<b>22-0118-2</b>	569031	<b>23-0096</b>	90398758	<b>22-0044-0</b>	9317065	<b>53-0311</b>
1605591	<b>53-0306</b>	1605994	<b>22-0541-0</b>	569039	<b>23-0194</b>	90398759	<b>22-0044-0</b>	93171065	<b>53-0311</b>
1605592	<b>53-0307</b>	1605995	<b>22-0542-1</b>	569040	<b>23-0195</b>	90399218	<b>53-0305</b>	93171497	<b>23-0608</b>
1605593	<b>53-0307</b>	1605996	<b>22-0539-0</b>	569041	<b>23-0021</b>	90399495	<b>22-0117-0</b>	93171500	<b>23-0681C</b>
1605594	<b>53-0306</b>	1605997	<b>22-0539-0</b>	569042	<b>23-0166</b>	90421727	<b>23-0284</b>	93171778	<b>23-0682C</b>
1605671	<b>22-0044-0</b>	1605998	<b>22-0539-0</b>	569044	<b>23-0441</b>	90421796	<b>53-0308</b>	93171848	<b>23-0609</b>
1605674	<b>53-0307</b>	24444064	<b>18-0389</b>	569046	<b>23-0284</b>	90421797	<b>53-0309</b>	93172174	<b>22-0540-0</b>
1605686	<b>53-0302</b>	2798647	<b>53-0303</b>	569047	<b>23-0442</b>	90421872	<b>23-0350</b>	93172261	<b>22-0340-0</b>
1605687	<b>22-0275-0</b>	2798648	<b>53-0304</b>	569050	<b>23-0502</b>	90442513	<b>23-0442</b>	93173149	<b>53-0314</b>
1605688	<b>22-0275-0</b>	418000	<b>18-0350</b>	569051	<b>23-0452</b>	90442995	<b>22-0077-0</b>	93175376	<b>23-0800</b>
1605689	<b>53-0305</b>	418001	<b>18-0351</b>	569053	<b>23-0446</b>	90443873	<b>22-0128-0</b>	93175378	<b>22-0540-0</b>
1605690	<b>53-0306</b>	418025	<b>18-0301</b>	569054	<b>23-0096</b>	90443902	<b>22-0044-0</b>	93176379	<b>22-0813-0</b>
1605693	<b>22-0141-0</b>	418051	<b>18-0301</b>	569055	<b>23-0284</b>	90444681	<b>53-0306</b>	93176389	<b>23-0839</b>
1605706	<b>22-0002-1</b>	418117	<b>18-0304</b>	569056	<b>23-0605</b>	90485140	<b>22-0077-0</b>	93176548	<b>23-0799</b>
1605707	<b>22-0002-1</b>	4301328	<b>53-0192</b>	569058	<b>23-0627</b>	90487103	<b>23-0446</b>	93179164	<b>22-0542-0</b>
1605728	<b>22-0141-0</b>	4308239	<b>22-0485-1</b>	569059	<b>23-0490</b>	90487271	<b>22-0275-1</b>	93188031	<b>22-0549-3</b>
1605734	<b>53-0306</b>	4400222	<b>53-0302</b>	569060	<b>23-0514</b>	90495034	<b>18-0305</b>	93188113	<b>22-0813-0</b>
1605741	<b>53-0300</b>	4544326	<b>53-0302</b>	569061	<b>23-0826</b>	90496327	<b>23-0605</b>	93188452	<b>22-0541-0</b>
1605742	<b>53-0303</b>	4544334	<b>53-0302</b>	569101	<b>23-0196</b>	90497879	<b>23-0490</b>	93188917	<b>23-0835</b>
1605743	<b>53-0304</b>	4700711	<b>23-0603</b>	569102	<b>23-0426</b>	90509107	<b>18-0301</b>	93188918	<b>23-0859</b>
1605764	<b>53-0302</b>	4704578	<b>22-0339-0</b>	569108	<b>23-0488</b>	90509606	<b>53-0302</b>	93188919	<b>23-0877</b>
1605771	<b>53-0304</b>	4704579	<b>18-0371</b>	569109	<b>23-0489</b>	90510331	<b>22-0077-0</b>	93189698	<b>22-0539-0</b>
1605773	<b>53-0301</b>	4704595	<b>18-0370</b>	569111	<b>23-0488</b>	90511128	<b>23-0284</b>	93189815	<b>22-0321-2</b>
1605774	<b>53-0305</b>	4705128	<b>53-0314</b>	569112	<b>23-0610</b>	90511162	<b>22-0208-0</b>	93189816	<b>22-0322-2</b>
1605781	<b>53-0307</b>	4706273	<b>53-0314</b>	569114	<b>23-0682C</b>	90512037	<b>22-0118-0</b>	93189822	<b>22-0777-0</b>
1605787	<b>22-0044-0</b>	4706748	<b>22-0339-0</b>	569115	<b>23-0609</b>	90512792	<b>53-0311</b>	93189823	<b>22-0705-0</b>
1605788	<b>22-0044-0</b>	4706749	<b>23-0839</b>	569116	<b>23-0799</b>	90512909	<b>23-0606</b>	93190003	<b>53-0093</b>
1605789	<b>22-0117-0</b>	4706835	<b>22-0339-1</b>	569204	<b>23-0283</b>	90512910	<b>23-0607</b>	9319027	<b>23-0890</b>
1605792	<b>53-0305</b>	4706836	<b>53-0318</b>	569206	<b>23-0350</b>	90538928	<b>18-0306</b>	93190338	<b>22-0337-1</b>
1605799	<b>22-0275-0</b>	4707288	<b>23-0839</b>	569208	<b>23-0480</b>	90539466	<b>23-0514</b>	93191802	<b>22-0118-0</b>
1605808	<b>22-0117-0</b>	4708239	<b>22-0485-1</b>	569209	<b>23-0606</b>	90540177	<b>22-0275-0</b>	93192962	<b>22-0485-1</b>
1605810	<b>22-0077-0</b>	4708241	<b>23-0908</b>	569210	<b>23-0607</b>	90541081	<b>53-0309</b>	93	



CROSS REFERENCES LIST



Ad. OE	METELLI ref.	Ad. OE	METELLI ref.	Ad. OE	METELLI ref.	Ad. OE	METELLI ref.	Ad. OE	METELLI ref.
<b>OPEL / VAUXHALL</b>		1605995	<b>22-0542-1</b>	90399218	<b>53-0305</b>	4241.24	<b>53-0322</b>	4246.A2	<b>23-0217</b>
		1605996	<b>22-0539-0</b>	90399495	<b>22-0117-0</b>	4241.25	<b>53-0344</b>	4246.A4	<b>23-0018</b>
		1605997	<b>22-0539-0</b>	90421797	<b>53-0309</b>	4241.43	<b>53-0343</b>	4246.A5	<b>23-0100</b>
96175281	<b>18-0300</b>	1605998	<b>22-0539-0</b>	90442995	<b>22-0077-0</b>	4241.49	<b>53-0339</b>	4246.A6	<b>23-0111</b>
96625871	<b>53-0317</b>	24444064	<b>18-0389</b>	90443902	<b>22-0044-0</b>	4241.55	<b>53-0323</b>	4246.A7	<b>23-0238</b>
96625873	<b>23-0893</b>	418000	<b>18-0350</b>	90444681	<b>53-0306</b>	4241.56	<b>53-0475</b>	4246.A8	<b>23-0057</b>
96626070	<b>22-0778-0</b>	418001	<b>18-0351</b>	90485140	<b>22-0077-0</b>	4241.57	<b>53-0343</b>	4246.A9	<b>23-0097</b>
96626076	<b>22-0779-0</b>	418025	<b>18-0301</b>	90510331	<b>22-0077-0</b>	4241.5P	<b>53-0339K</b>	4246.B1	<b>23-0191</b>
96626083	<b>53-0317</b>	418051	<b>18-0301</b>	90511162	<b>22-0208-0</b>	4241.5R	<b>53-0339K</b>	4246.B2	<b>23-0025</b>
97034034	<b>23-0502</b>	418117	<b>18-0304</b>	90512792	<b>53-0311</b>	4241.71	<b>53-0344</b>	4246.CO	<b>23-0751</b>
97035266	<b>22-0358-0</b>	4400323	<b>53-0071</b>	90541081	<b>53-0309</b>	4241.72	<b>53-0322</b>	4246.E0	<b>23-0793</b>
9711388	<b>22-0357-0</b>	4402993	<b>22-0545-0</b>	90542863	<b>53-0309</b>	4241.73	<b>53-0320</b>	4246.E7	<b>23-0190</b>
97114300	<b>22-0244-0</b>	4403038	<b>23-0532</b>	90543385	<b>53-0191</b>	4241.79	<b>53-0325</b>	4246.E8	<b>23-0190</b>
97201441	<b>22-0357-1</b>	4403039	<b>23-0532</b>	90543394	<b>53-0312</b>	4241.8L	<b>53-0328</b>	4246.F0	<b>23-0834</b>
		4403045	<b>23-0690</b>	90544001	<b>22-0258-0</b>	4241.91	<b>53-0475</b>	4246.F1	<b>23-0303</b>
		4403283	<b>23-0051</b>	90544025	<b>22-0257-0</b>	4241.94	<b>53-0340</b>	4246.F4	<b>23-0295</b>
		4403294	<b>53-0071</b>	91024352	<b>18-0300</b>	4241.95	<b>53-0341K</b>	4246.F6	<b>23-0295</b>
<b>OPEL / VAUXHALL LCV</b>		4403467	<b>22-0546-0</b>	9108323	<b>53-0071</b>	4241.99	<b>53-0339</b>	4246.F8	<b>23-0153</b>
		4403957	<b>18-0168</b>	9110993	<b>22-0545-0</b>	4241.A4	<b>53-0324</b>	4246.G0	<b>23-0153</b>
1605000	<b>22-0257-0</b>	4404585	<b>22-0545-0</b>	9111283	<b>23-0051</b>	4241.E5	<b>53-0322</b>	4246.G6	<b>23-0271</b>
1605009	<b>22-0258-0</b>	4404777	<b>22-0264-0</b>	9111467	<b>22-0546-0</b>	4241.E6	<b>53-0344</b>	4246.H0	<b>23-0216</b>
1605025	<b>22-0259-0</b>	4408275	<b>23-0798</b>	9111957	<b>18-0168</b>	4241.E7	<b>53-0021K</b>	4246.H1	<b>23-0048</b>
1605034	<b>22-0257-0</b>	4408276	<b>23-0844</b>	9112585	<b>22-0545-0</b>	4241.E8	<b>53-0320</b>	4246.H5	<b>23-0303</b>
1605035	<b>22-0258-0</b>	4411910	<b>23-0844</b>	91158362	<b>53-0307</b>	4241.E9	<b>53-0325</b>	4246.H8	<b>23-0402</b>
1605042	<b>53-0309</b>	4413736	<b>23-0844</b>	91158365	<b>53-0305</b>	4241.G3	<b>53-0022</b>	4246.H9	<b>23-0402</b>
1605064	<b>53-0311</b>	4414021	<b>22-0338-2</b>	91158366	<b>53-0309</b>	4241.G5	<b>53-0325</b>	4246.J0	<b>23-0834</b>
1605070	<b>22-0257-0</b>	4414029	<b>22-0635-0</b>	91158368	<b>53-0306</b>	4241.G6	<b>53-0323</b>	4246.J2	<b>23-0338</b>
1605080	<b>22-0539-0</b>	4414519	<b>22-0338-2</b>	91158369	<b>53-0311</b>	4241.G7	<b>53-0331</b>	4246.J3	<b>23-0338</b>
1605081	<b>22-0340-0</b>	4414520	<b>22-0635-0</b>	91159915	<b>23-0798</b>	4241.H6	<b>53-0023</b>	4246.J5	<b>23-0337</b>
1605092	<b>22-0340-0</b>	4414632	<b>23-0798</b>	91159916	<b>23-0844</b>	4241.H7	<b>53-0074</b>	4246.J6	<b>23-0337</b>
1605093	<b>22-0259-0</b>	4414633	<b>23-0844</b>	91165426	<b>23-0798</b>	4241.J0	<b>53-0323</b>	4246.K0	<b>23-0793</b>
1605099	<b>22-0539-0</b>	4500098	<b>23-0499</b>	91166212	<b>23-0844</b>	4241.J1	<b>53-0350</b>	4246.K9	<b>23-0303</b>
1605105	<b>22-0259-0</b>	4500099	<b>18-0308</b>	9117717	<b>22-0259-0</b>	4241.J2	<b>53-0330</b>	4246.L7	<b>23-0431</b>
1605122	<b>22-0542-1</b>	4501146	<b>53-0313</b>	9117772	<b>23-0489</b>	4241.J3	<b>53-0325</b>	4246.L8	<b>23-0454</b>
1605252	<b>22-0539-0</b>	4501150	<b>22-0264-0</b>	9160398	<b>23-0499</b>	4241.J4	<b>53-0326</b>	4246.L9	<b>23-0455</b>
1605262	<b>53-0311</b>	552153	<b>53-0312</b>	9160399	<b>18-0308</b>	4241.J5	<b>53-0350</b>	4246.NO	<b>23-0454</b>
1605353	<b>22-0321-2</b>	552241	<b>53-0312</b>	9161446	<b>53-0313</b>	4241.J6	<b>53-0320K</b>	4246.N1	<b>23-0303</b>
1605458	<b>53-0092</b>	552441	<b>53-0312</b>	9196292	<b>53-0309</b>	4241.J7	<b>53-0330</b>	4246.N8	<b>23-0295</b>
1605459	<b>53-0093</b>	568038	<b>18-0302</b>	9199257	<b>22-0338-2</b>	4241.J8	<b>53-0023</b>	4246.P1	<b>23-0615</b>
1605531	<b>22-0044-0</b>	568039	<b>18-0300</b>	9199262	<b>22-0635-0</b>	4241.J9	<b>53-0320</b>	4246.P2	<b>23-0615</b>
1605586	<b>22-0044-0</b>	568051	<b>18-0302</b>	9200108	<b>22-0340-0</b>	4241.K1	<b>53-0323</b>	4246.P3	<b>23-0554</b>
1605590	<b>53-0305</b>	568054	<b>18-0300</b>	93158369	<b>53-0311</b>	4241.K2	<b>53-0323</b>	4246.P4	<b>23-0554</b>
1605591	<b>53-0306</b>	568056	<b>18-0302</b>	93161254	<b>23-0844</b>	4241.K3	<b>53-0327</b>	4246.P5	<b>23-0751</b>
1605592	<b>53-0307</b>	568057	<b>18-0300</b>	93170602	<b>22-0542-0</b>	4241.K4	<b>53-0330</b>	4246.P7	<b>23-0794</b>
1605593	<b>53-0307</b>	568062	<b>18-0178</b>	93170618	<b>53-0311</b>	4241.K5	<b>53-0328</b>	4246.P9	<b>23-0795</b>
1605594	<b>53-0306</b>	568063	<b>18-0305</b>	9317065	<b>53-0311</b>	4241.K6	<b>53-0074</b>	4246.R3	<b>23-0191</b>
1605671	<b>22-0044-0</b>	568064	<b>18-0307</b>	93171065	<b>53-0311</b>	4241.K8	<b>53-0023</b>	4246.R5	<b>23-0191</b>
1605674	<b>53-0307</b>	568066	<b>18-0389</b>	93172113	<b>53-0312</b>	4241.K9	<b>53-0330</b>	4246.R7	<b>23-0454</b>
1605689	<b>53-0305</b>	569000	<b>23-0604</b>	93172261	<b>22-0340-0</b>	4241.L0	<b>53-0025</b>	4246.R8	<b>23-0486</b>
1605690	<b>53-0306</b>	569006	<b>23-0800</b>	93173180	<b>22-0545-0</b>	4241.L3	<b>53-0320</b>	4246.R9	<b>23-0486</b>
1605734	<b>53-0306</b>	569017	<b>23-0071</b>	93173181	<b>53-0313</b>	4241.L4	<b>53-0022</b>	4246.T6	<b>23-0431</b>
1605774	<b>53-0305</b>	569020	<b>23-0568</b>	93173182	<b>22-0546-0</b>	4241.L5	<b>53-0332</b>	4246.T7	<b>23-0431</b>
1605781	<b>53-0307</b>	569021	<b>23-0569</b>	93173641	<b>22-0338-2</b>	4241.L7	<b>53-0085</b>	4246.T9	<b>23-0336</b>
1605787	<b>22-0044-0</b>	569028	<b>23-0071</b>	93173646	<b>22-0635-0</b>	4241.N2	<b>53-0438</b>	4246.V0	<b>23-0336</b>
1605788	<b>22-0044-0</b>	569030	<b>23-0080</b>	93175376	<b>23-0800</b>	4241.N3	<b>53-0333</b>	4246.V4	<b>23-0563</b>
1605789	<b>22-0117-0</b>	569031	<b>23-0096</b>	93176548	<b>23-0799</b>	4241.N6	<b>53-0268</b>	4246.V7	<b>23-0583</b>
1605792	<b>53-0305</b>	569054	<b>23-0096</b>	93179164	<b>22-0542-0</b>	424100000	<b>53-0322</b>	4246.W5	<b>23-0191</b>
1605808	<b>22-0117-0</b>	569059	<b>23-0490</b>	93189698	<b>22-0539-0</b>	4241000000	<b>53-0344</b>	4246.W7	<b>23-0555</b>
1605810	<b>22-0077-0</b>	569060	<b>23-0514</b>	93189815	<b>22-0321-2</b>	424100000000	<b>53-0320</b>	4246.W8	<b>23-0566</b>
1605812	<b>53-0309</b>	569108	<b>23-0488</b>	93190003	<b>53-0093</b>	4242.01	<b>53-0025</b>	4246.W9	<b>23-0567</b>
1605820	<b>22-0044-0</b>	569109	<b>23-0489</b>	93850649	<b>23-0844</b>	4242.10	<b>53-0085</b>	4246.Z9	<b>23-0827</b>
1605824	<b>22-0077-0</b>	569111	<b>23-0488</b>	94226829	<b>18-0178</b>	4242.11	<b>53-0085</b>	4247.14	<b>18-0232</b>
1605845	<b>53-0306</b>	569116	<b>23-0799</b>	94483220	<b>22-0244-0</b>	4242.20	<b>53-0333</b>	4247.17	<b>18-0231</b>
1605870	<b>22-0044-0</b>	569801	<b>23-0351</b>	94608757	<b>18-0300</b>	4242.27	<b>53-0085</b>	4247.24	<b>18-0233</b>
1605881	<b>22-0077-0</b>	90007526	<b>18-0313</b>	96175281	<b>18-0300</b>	4242.55	<b>53-0323</b>	4247.25	<b>18-0234</b>
1605887	<b>53-0306</b>	90008006	<b>23-0096</b>	97113020	<b>18-0307</b>	4245.57	<b>22-0084-0</b>	4247.27	<b>18-0235</b>
1605907	<b>22-0077-0</b>	90077721	<b>18-0302</b>	97114300	<b>22-0244-0</b>	4245.72	<b>53-0340</b>	4247.30	<b>18-0235</b>
1605911	<b>22-0208-0</b>	90090085	<b>18-0302</b>			4246.42	<b>23-0025</b>	4247.31	<b>18-0234</b>
1605920	<b>53-0311</b>	90105445	<b>18-0300</b>			4246.44	<b>23-0793</b>	4247.32	<b>18-0238</b>
1605929	<b>53-0309</b>	90121445	<b>23-0096</b>			4246.48	<b>23-0024</b>	4247.33	<b>18-0239</b>
1605953	<b>53-0309</b>	90135264	<b>18-0302</b>	<b>PEUGEOT</b>		4246.61	<b>23-0048</b>	4247.34	<b>18-0242</b>
1605957	<b>22-0258-0</b>	90135504	<b>18-0313</b>			4246.63	<b>23-0018</b>	4247.35	<b>18-0241</b>
1605959	<b>22-0257-0</b>	90167765	<b>22-0044-0</b>	4236.46	<b>53-0339K</b>	4246.76	<b>23-0024</b>	4247.37	<b>18-0017</b>
1605961	<b>22-0259-0</b>	90168958	<b>18-0300</b>	4238.04	<b>53-0475</b>	4246.78	<b>23-0057</b>	4247.40	<b>18-0245</b>
1605964	<b>22-0340-0</b>	90271938	<b>53-0307</b>	4238.05	<b>53-0475</b>	4246.88	<b>23-0097</b>	4247.41	<b>18-0246</b>
1605967	<b>22-0542-0</b>	90350169	<b>53-0305</b>	4238.46	<b>53-0339</b>	4246.89	<b>23-0100</b>	4247.42	<b>18-0244</b>
1605969	<b>53-0311</b>	90374747	<b>22-0077-0</b>	4238.49	<b>53-0339K</b>	4246.90	<b>23-0111</b>	4247.43	<b>18-0244</b>
1605974	<b>22-0340-0</b>	90374748	<b>22-0077-0</b>	424000000	<b>53-0322</b>	4246.94	<b>23-0238</b>	4247.44	<b>18-0241</b>
1605979	<b>22-0264-0</b>								

Ad. OE	METELLI ref.	Ad. OE	METELLI ref.	Ad. OE	METELLI ref.	Ad. OE	METELLI ref.	Ad. OE	METELLI ref.
<b>PEUGEOT</b>		4252.07	<b>22-0288-2</b>	95575080	<b>23-0097</b>	4246.R2	<b>23-0401</b>	4252.20	<b>22-0530-0</b>
		4252.08	<b>22-0192-1</b>	95625020	<b>53-0324</b>	4246.R3	<b>23-0191</b>	4252.21	<b>22-0327-0</b>
		4252.09	<b>22-0254-0</b>	95659671	<b>53-0320</b>	4246.R4	<b>23-0401</b>	4252.22	<b>22-0322-1</b>
4248.62	<b>22-0037-0</b>	4252.12	<b>22-0254-0</b>	95667810	<b>23-0336</b>	4246.R5	<b>23-0191</b>	4252.23	<b>22-0100-1</b>
4249.15	<b>23-0555</b>	4252.13	<b>22-0217-1</b>	RB337335	<b>53-0320K</b>	4246.W2	<b>23-0566</b>	4252.24	<b>22-0154-1</b>
4249.16	<b>23-0555</b>	4252.18	<b>22-0327-0</b>			4246.W5	<b>23-0191</b>	4252.25	<b>22-0155-1</b>
4249.17	<b>23-0566</b>	4252.19	<b>22-0251-1</b>			4246.W7	<b>23-0555</b>	4252.28	<b>22-0254-1</b>
4249.19	<b>23-0878</b>	4252.20	<b>22-0530-0</b>	<b>PEUGEOT LCV</b>			4246.W8	<b>23-0566</b>	4252.31
4249.32	<b>23-0878</b>	4252.21	<b>22-0327-0</b>			4246.W9	<b>23-0567</b>	4252.32	<b>22-0100-1</b>
4249.33	<b>23-0751</b>	4252.22	<b>22-0322-1</b>			4246.X9	<b>23-0340</b>	4252.33	<b>22-0100-1</b>
4249.43	<b>23-0793</b>	4252.23	<b>22-0100-1</b>	4238.99	<b>53-0062</b>	4246.Y1	<b>23-0340</b>	4252.34	<b>22-0217-1</b>
4249.58	<b>23-0939</b>	4252.28	<b>22-0254-1</b>	4241.21	<b>53-0320</b>	4246.Y3	<b>23-0341</b>	4252.35	<b>22-0322-1</b>
4249.64	<b>23-0985</b>	4252.29	<b>22-0313-1</b>	4241.25	<b>53-0344</b>	4246.Y5	<b>23-0341</b>	4252.38	<b>22-0327-0</b>
4249.70	<b>23-0793</b>	4252.31	<b>22-0530-0</b>	4241.55	<b>53-0323</b>	4246.Y9	<b>23-0731</b>	4252.39	<b>22-0327-0</b>
4249.72	<b>23-0795</b>	4252.32	<b>22-0100-1</b>	4241.58	<b>53-0062</b>	4246.Z3	<b>23-0732</b>	4252.40	<b>22-0327-0</b>
4249.80	<b>23-0985</b>	4252.33	<b>22-0100-1</b>	4241.59	<b>53-0068</b>	4247.22	<b>18-0013</b>	4252.41	<b>22-0100-1</b>
4250.06	<b>22-0080-0</b>	4252.34	<b>22-0217-1</b>	4241.71	<b>53-0344</b>	4247.24	<b>18-0233</b>	4252.42	<b>22-0325-0</b>
4250.07	<b>22-0015-5</b>	4252.35	<b>22-0322-1</b>	4241.73	<b>53-0320</b>	4247.25	<b>18-0234</b>	4252.44	<b>22-0326-0</b>
4250.12	<b>53-0340</b>	4252.38	<b>22-0327-0</b>	4241.E6	<b>53-0344</b>	4247.27	<b>18-0235</b>	4252.46	<b>22-0532-0</b>
4250.16	<b>22-0021-0</b>	4252.39	<b>22-0327-0</b>	4241.E8	<b>53-0320</b>	4247.30	<b>18-0235</b>	4252.50	<b>22-0322-1</b>
4250.20	<b>22-0021-0</b>	4252.40	<b>22-0327-0</b>	4241.G6	<b>53-0323</b>	4247.31	<b>18-0234</b>	4252.52	<b>22-0322-1</b>
4250.25	<b>22-0090-0</b>	4252.41	<b>22-0100-1</b>	4241.H4	<b>53-0072</b>	4247.37	<b>18-0017</b>	4252.53	<b>22-0322-1</b>
4250.32	<b>22-0037-0</b>	4252.50	<b>22-0322-1</b>	4241.H5	<b>53-0073</b>	4247.38	<b>18-0016</b>	4252.56	<b>22-0038-0</b>
4250.41	<b>22-0120-0K</b>	4252.51	<b>22-0251-1</b>	4241.H6	<b>53-0023</b>	4248.62	<b>22-0037-0</b>	4252.59	<b>22-0327-0</b>
4250.50	<b>22-0037-0</b>	4252.52	<b>22-0322-1</b>	4241.H7	<b>53-0074</b>	4249.20	<b>23-0887</b>	4252.63	<b>22-0037-4</b>
4250.51	<b>22-0037-0</b>	4252.53	<b>22-0322-1</b>	4241.H8	<b>53-0062</b>	4249.22	<b>23-0888</b>	4252.64	<b>22-0037-4</b>
4250.55	<b>22-0099-0</b>	4252.54	<b>22-0288-3</b>	4241.H9	<b>53-0062</b>	4249.23	<b>23-0888</b>	4252.72	<b>22-0037-5</b>
4250.56	<b>22-0100-0</b>	4252.55	<b>22-0288-3</b>	4241.J0	<b>53-0323</b>	4249.24	<b>23-0886</b>	4252.76	<b>22-0327-0</b>
4250.70	<b>22-0120-0K</b>	4252.56	<b>22-0038-0</b>	4241.J1	<b>53-0350</b>	4249.25	<b>23-0886</b>	4253.02	<b>22-0254-1</b>
4250.71	<b>22-0038-0</b>	4252.59	<b>22-0327-0</b>	4241.J5	<b>53-0350</b>	4249.26	<b>23-0340</b>	4253.04	<b>22-0156-1</b>
4250.72	<b>22-0037-0</b>	4252.60	<b>22-0548-1</b>	4241.J6	<b>53-0320K</b>	4249.27	<b>23-0340</b>	4253.20	<b>22-0254-1</b>
4250.80	<b>22-0185-0</b>	4252.63	<b>22-0037-4</b>	4241.J8	<b>53-0023</b>	4249.28	<b>23-0884</b>	4253.30	<b>22-0327-0</b>
4250.81	<b>22-0192-0</b>	4252.64	<b>22-0037-4</b>	4241.J9	<b>53-0320</b>	4249.29	<b>23-0884</b>	4253.31	<b>22-0322-1</b>
4250.82	<b>22-0049-1</b>	4252.65	<b>22-0037-5</b>	4241.K1	<b>53-0323</b>	4249.30	<b>23-0952</b>	4253.33	<b>22-0217-1</b>
4250.88	<b>22-0037-0</b>	4252.66	<b>22-0192-1</b>	4241.K2	<b>53-0323</b>	4249.31	<b>23-0952</b>	4253.38	<b>22-0327-0</b>
4250.89	<b>22-0184-0</b>	4252.68	<b>22-0213-0</b>	4241.K6	<b>53-0074</b>	4249.36	<b>23-0341</b>	4253.39	<b>22-0322-1</b>
4250.90	<b>22-0060-1</b>	4252.76	<b>22-0327-0</b>	4241.K8	<b>53-0023</b>	4249.37	<b>23-0885</b>	4253.41	<b>22-0327-0</b>
4250.91	<b>22-0037-4</b>	4252.77	<b>22-0600-0</b>	4241.L1	<b>53-0089</b>	4249.38	<b>23-0885</b>	4253.42	<b>22-0327-0</b>
4250.94	<b>22-0122-2K</b>	4252.78	<b>22-0601-0</b>	4241.L2	<b>53-0082</b>	4249.39	<b>23-0912</b>	4253.54	<b>22-0708-0</b>
4250.95	<b>22-0099-0</b>	4252.79	<b>22-0602-0</b>	4241.L3	<b>53-0320</b>	4249.40	<b>23-0912</b>	4253.55	<b>22-0708-0</b>
4250.96	<b>22-0080-0</b>	4252.84	<b>22-0060-1</b>	4241.L9	<b>53-0089</b>	4249.42	<b>23-0911</b>	4253.57	<b>22-0708-0</b>
4251.02	<b>22-0037-1</b>	4253.02	<b>22-0254-1</b>	4241.N4	<b>53-0073</b>	4249.74	<b>23-0407</b>	4253.59	<b>22-0710-0</b>
4251.03	<b>22-0156-0</b>	4253.04	<b>22-0156-1</b>	4241.N5	<b>53-0094</b>	4250.19	<b>22-0017-0</b>	4253.61	<b>22-0800-0</b>
4251.04	<b>22-0038-0</b>	4253.20	<b>22-0254-1</b>	4241.N8	<b>53-0099</b>	4250.30	<b>22-0017-1</b>	4253.63	<b>22-0707-0</b>
4251.08	<b>22-0100-0</b>	4253.22	<b>22-0639-0</b>	4241.P0	<b>53-0099</b>	4250.32	<b>22-0037-0</b>	4253.64	<b>22-0707-0</b>
4251.09	<b>22-0072-3</b>	4253.26	<b>22-0602-0</b>	4241000000	<b>53-0344</b>	4250.50	<b>22-0037-0</b>	4253.65	<b>22-0707-0</b>
4251.10	<b>22-0072-3</b>	4253.26	<b>22-0637-0</b>	424100000000	<b>53-0320</b>	4250.51	<b>22-0037-0</b>	4253.66	<b>22-0707-0</b>
4251.11	<b>22-0178-1K</b>	4253.27	<b>22-0637-0</b>	4242.21	<b>53-0073</b>	4250.58	<b>22-0058-1</b>	4253.67	<b>22-0712-0</b>
4251.12	<b>22-0178-1K</b>	4253.30	<b>22-0327-0</b>	4242.55	<b>53-0323</b>	4250.71	<b>22-0038-0</b>	4253.70	<b>22-0322-1</b>
4251.20	<b>22-0037-4</b>	4253.31	<b>22-0322-1</b>	4245.74	<b>22-0017-0</b>	4250.72	<b>22-0037-0</b>	4253.73	<b>22-0709-0</b>
4251.22	<b>22-0156-0</b>	4253.32	<b>22-0600-0</b>	4246.35	<b>23-0341</b>	4250.82	<b>22-0049-1</b>	4253.75	<b>22-0709-0</b>
4251.25	<b>22-0105-0</b>	4253.33	<b>22-0217-1</b>	4246.40	<b>18-0243</b>	4250.88	<b>22-0037-0</b>	4253.96	<b>22-0100-1</b>
4251.26	<b>22-0105-0</b>	4253.35	<b>22-0600-0</b>	4246.69	<b>23-0049</b>	4250.91	<b>22-0037-4</b>	4254.06	<b>22-0321-0</b>
4251.30	<b>22-0192-1</b>	4253.36	<b>22-0601-0</b>	4246.85	<b>23-0093</b>	4251.04	<b>22-0038-0</b>	4254.12	<b>22-0800-0</b>
4251.31	<b>22-0213-0</b>	4253.37	<b>22-0601-0</b>	4246.89	<b>23-0100</b>	4251.05	<b>22-0058-1</b>	4254.13	<b>22-0800-0</b>
4251.32	<b>22-0214-0</b>	4253.38	<b>22-0327-0</b>	4246.93	<b>23-0134</b>	4251.06	<b>22-0031-0</b>	4254.14	<b>22-0816-0</b>
4251.34	<b>22-0156-1</b>	4253.39	<b>22-0322-1</b>	4246.94	<b>23-0238</b>	4251.09	<b>22-0072-3</b>	4254.20	<b>22-0100-1</b>
4251.35	<b>22-0099-0</b>	4253.40	<b>22-0639-0</b>	4246.95	<b>23-0134</b>	4251.10	<b>22-0072-3</b>	4254.23	<b>22-0327-0</b>
4251.39	<b>22-0156-1</b>	4253.41	<b>22-0327-0</b>	4246.96	<b>23-0093</b>	4251.16	<b>22-0154-0</b>	4254.25	<b>22-0800-0</b>
4251.41	<b>22-0037-5</b>	4253.42	<b>22-0327-0</b>	4246.97	<b>23-0191</b>	4251.18	<b>22-0155-0</b>	4254.28	<b>22-0100-1</b>
4251.42	<b>22-0156-1</b>	4253.43	<b>22-0548-1</b>	4246.A0	<b>23-0161</b>	4251.20	<b>22-0037-4</b>	4254.29	<b>22-0816-0</b>
4251.43	<b>22-0214-0</b>	4253.47	<b>22-0601-0</b>	4246.A5	<b>23-0100</b>	4251.25	<b>22-0105-0</b>	95659671	<b>53-0320</b>
4251.48	<b>22-0038-0</b>	4253.48	<b>22-0601-0</b>	4246.A7	<b>23-0238</b>	4251.26	<b>22-0105-0</b>	95667764	<b>22-0031-0</b>
4251.50	<b>22-0105-0</b>	4253.65	<b>22-0530-2</b>	4246.B1	<b>23-0191</b>	4251.34	<b>22-0156-1</b>	RB337335	<b>53-0320K</b>
4251.51	<b>22-0105-0</b>	4253.66	<b>22-0530-2</b>	4246.B3	<b>23-0093</b>	4251.37	<b>22-0037-5</b>		
4251.52	<b>22-0313-0</b>	4253.70	<b>22-0322-1</b>	4246.B4	<b>23-0134</b>	4251.39	<b>22-0156-1</b>		
4251.54	<b>22-0217-0</b>	4253.87	<b>22-0134-0</b>	4246.B8	<b>23-0049</b>	4251.42	<b>22-0156-1</b>		
4251.55	<b>22-0217-1</b>	4253.90	<b>22-0400-0</b>	4246.H3	<b>23-0161</b>	4251.47	<b>22-0037-5</b>		
4251.60	<b>22-0214-0</b>	4253.93	<b>22-0804-0</b>	4246.H8	<b>23-0402</b>	4251.48	<b>22-0038-0</b>		
4251.64	<b>22-0060-2</b>	4253.95	<b>22-0530-2</b>	4246.H9	<b>23-0402</b>	4251.50	<b>22-0105-0</b>	0449187503	<b>22-0201-0</b>
4251.65	<b>22-0037-5</b>	4253.96	<b>22-0100-1</b>	4246.J2	<b>23-0338</b>	4251.51	<b>22-0105-0</b>	0449587508	<b>53-0040</b>
4251.67	<b>22-0156-1</b>	4254.04	<b>22-0602-0</b>	4246.J3	<b>23-0338</b>	4251.52	<b>22-0313-0</b>		
4251.70	<b>22-0156-1</b>	4254.11	<b>22-0601-0</b>	4246.J8	<b>23-0339</b>	4251.54	<b>22-0217-0</b>		
4251.84	<b>22-0334-1</b>	4254.14	<b>22-0816-0</b>	4246.J9	<b>23-0339</b>	4251.55	<b>22-0217-1</b>		
4251.88	<b>22-0156-0</b>	4254.20	<b>22-0100-1</b>	4246.K2	<b>23-0341</b>	4251.67	<b>22-0156-1</b>		
4251.90	<b>22-0184-0</b>	4254.21	<b>22-0602-0</b>	4246.K3	<b>23-0341</b>	4251.70	<b>22-0156-1</b>		
4251.91	<b>22-0254-0</b>	4254.23	<b>22-0327-0</b>	4246.L2	<b>23-0340</b>	4251.96	<b>22-0038-0</b>	477609537B	<b>53-0</b>



CROSS REFERENCES LIST



Ad. OE	METELLI ref.	Ad. OE	METELLI ref.	Ad. OE	METELLI ref.	Ad. OE	METELLI ref.	Ad. OE	METELLI ref.
<b>PORSCHE</b>		<b>RELIANT</b>		77 00 783 392	<b>18-0143</b>	77 01 204 220	<b>22-0142-0</b>	77 01 207 178	<b>53-0359</b>
				77 00 793 047	<b>23-0304</b>	77 01 204 236	<b>53-0343</b>	77 01 207 184	<b>22-0544-0</b>
				77 00 800 002	<b>23-0534</b>	77 01 204 268	<b>53-0345</b>	77 01 207 187	<b>22-0319-0</b>
92835193101	<b>22-0091-1</b>	GBP656	<b>22-0191-0</b>	77 00 800 003	<b>23-0535</b>	77 01 204 281	<b>23-0051</b>	77 01 207 227	<b>23-0585</b>
92835209710	<b>53-0336</b>	GBP656AF	<b>22-0191-0</b>	77 00 801 101	<b>23-0304</b>	77 01 204 282	<b>23-0082</b>	77 01 207 266	<b>53-0353</b>
92835299300	<b>53-0336</b>	GBP90296	<b>22-0191-0</b>	77 00 802 232	<b>23-0550</b>	77 01 204 283	<b>23-0108</b>	77 01 207 357	<b>23-0674</b>
95535140140	<b>23-0919</b>	GBP90296AF	<b>22-0191-0</b>	77 00 802 233	<b>23-0466</b>	77 01 204 285	<b>23-0107</b>	77 01 207 378	<b>23-0673</b>
95535140141	<b>23-0919</b>	GBP90306AF	<b>22-0052-0</b>	77 00 805 006	<b>23-0243</b>	77 01 204 286	<b>23-0110</b>	77 01 207 484	<b>22-0100-2</b>
95535140150	<b>23-0882</b>	GBS6017	<b>53-0004</b>	77 00 805 006	<b>23-0385</b>	77 01 204 289	<b>23-0109</b>	77 01 207 556	<b>53-0354</b>
95535140151	<b>23-0882</b>	GBS6028	<b>53-0004</b>	77 00 805 148	<b>23-0198</b>	77 01 204 290	<b>23-0286</b>	77 01 207 615	<b>22-0336-1</b>
95535140240	<b>23-0920</b>	GBS6127	<b>53-0003</b>	77 00 805 148	<b>23-0383</b>	77 01 204 294	<b>23-0236</b>	77 01 207 672	<b>22-0544-0</b>
95535140241	<b>23-0920</b>	GBS6171	<b>53-0004</b>	77 00 813 549	<b>23-0549</b>	77 01 204 294	<b>23-0384</b>	77 01 207 673	<b>22-0543-0</b>
95535140250	<b>23-0876</b>	GBS702	<b>53-0003</b>	77 00 818 346	<b>18-0148</b>	77 01 204 295	<b>23-0534</b>	77 01 207 695	<b>22-0100-2</b>
95535140251	<b>23-0876</b>	GBS7400	<b>53-0007</b>	77 00 820 816	<b>18-0150</b>	77 01 204 296	<b>23-0535</b>	77 01 207 795	<b>23-0641</b>
95535193900	<b>22-0653-0</b>			77 00 827 866	<b>18-0149</b>	77 01 204 298	<b>23-0304</b>	77 01 207 823	<b>23-0722</b>
95535193901	<b>22-0653-0</b>			77 00 830 283	<b>23-0533</b>	77 01 204 299	<b>23-0352</b>	77 01 207 829	<b>23-0517</b>
95535193902	<b>22-0653-0</b>	<b>RENAULT</b>		77 00 839 322	<b>18-0157</b>	77 01 204 300	<b>23-0550</b>	77 01 207 897	<b>23-0829</b>
95535193903	<b>22-0653-0</b>			77 00 840 711	<b>18-0151</b>	77 01 204 301	<b>23-0466</b>	77 01 207 898	<b>23-0804</b>
95535193904	<b>22-0653-0</b>			77 01 130 036	<b>22-0120-0K</b>	77 01 204 302	<b>23-0243</b>	77 01 207 968	<b>22-0337-0</b>
95535193910	<b>22-0654-0</b>	40 20 600 02R	<b>23-0942</b>	77 01 201 159	<b>22-0012-0</b>	77 01 204 302	<b>23-0385</b>	77 01 207 977	<b>22-0336-1</b>
95535193911	<b>22-0654-0</b>	402020003R	<b>23-0980</b>	77 01 201 211	<b>53-0339</b>	77 01 204 303	<b>23-0198</b>	77 01 207 996	<b>22-0337-0</b>
95535193912	<b>22-0654-0</b>	402060010R	<b>23-0981</b>	77 01 201 213	<b>53-0341K</b>	77 01 204 303	<b>23-0383</b>	77 01 208 063	<b>53-0354</b>
95535193913	<b>22-0654-0</b>	410600011R	<b>22-0803-0</b>	77 01 201 221	<b>53-0340</b>	77 01 204 304	<b>23-0549</b>	77 01 208 111	<b>53-0350</b>
95535240130	<b>23-0883</b>	410600012R	<b>22-0335-0</b>	77 01 201 229	<b>53-0475</b>	77 01 204 305	<b>23-0533</b>	77 01 208 122	<b>22-0544-0</b>
95535240131	<b>23-0883</b>	410600023R	<b>22-0819-0</b>	77 01 201 321	<b>22-0147-1</b>	77 01 204 495	<b>23-0550</b>	77 01 208 142	<b>22-0253-1</b>
95535292500	<b>53-0244</b>	410600032R	<b>22-0803-1</b>	77 01 201 381	<b>53-0340</b>	77 01 204 530	<b>22-0037-0</b>	77 01 208 182	<b>22-0336-0</b>
95535293900	<b>22-0655-0</b>	410600111R	<b>22-0803-0</b>	77 01 201 399	<b>53-0475</b>	77 01 204 626	<b>22-0038-2</b>	77 01 208 213	<b>22-0100-2</b>
95535293901	<b>22-0655-0</b>	410608713R	<b>22-0544-0</b>	77 01 201 482	<b>53-0339</b>	77 01 204 828	<b>23-0549</b>	77 01 208 218	<b>22-0651-0</b>
95535293902	<b>22-0655-0</b>	440600002R	<b>22-0337-1</b>	77 01 201 679	<b>53-0343</b>	77 01 204 835	<b>53-0353</b>	77 01 208 230	<b>23-0584</b>
95535293950	<b>22-0655-1</b>	440603734R	<b>22-0818-0</b>	77 01 201 758	<b>53-0350</b>	77 01 204 883	<b>53-0351</b>	77 01 208 252	<b>23-0864</b>
98635209501	<b>53-0336</b>	440603905R	<b>22-0817-0</b>	77 01 201 800	<b>53-0344</b>	77 01 204 901	<b>23-0516</b>	77 01 208 357	<b>53-0290</b>
98635209710	<b>53-0336</b>	60 00 008 126	<b>22-0120-0K</b>	77 01 202 050	<b>22-0142-0</b>	77 01 204 901	<b>23-0537</b>	77 01 208 416	<b>22-0100-2</b>
98635293910	<b>22-0658-0</b>	60 00 061 026	<b>22-0090-0</b>	77 01 202 213	<b>22-0036-2</b>	77 01 205 015	<b>22-0165-0</b>	77 01 208 421	<b>22-0100-2</b>
98635299501	<b>53-0336</b>	60 01 547 619	<b>22-0120-0</b>	77 01 202 227	<b>22-0036-2</b>	77 01 205 051	<b>53-0339</b>	77 01 208 422	<b>22-0485-0</b>
99635209301	<b>53-0336</b>	60 01 549 704	<b>53-0359</b>	77 01 202 285	<b>22-0120-0K</b>	77 01 205 085	<b>23-0550</b>	77 01 209 100	<b>22-0335-1</b>
99635293900	<b>22-0658-0</b>	60 01 551 409	<b>53-0359</b>	77 01 202 287	<b>53-0343</b>	77 01 205 228	<b>23-0550</b>	77 01 209 101	<b>22-0336-2</b>
99635293903	<b>22-0658-0</b>	60 01 551 413	<b>53-0359</b>	77 01 202 288	<b>53-0344</b>	77 01 205 229	<b>23-0466</b>	77 01 209 444	<b>22-0544-0</b>
99635294902	<b>22-0657-0</b>	60 20 013 035	<b>22-0392-0</b>	77 01 202 381	<b>53-0475</b>	77 01 205 230	<b>23-0517</b>	77 01 209 586	<b>53-0290</b>
99635294903	<b>22-0657-0</b>	60 25 170 170	<b>22-0069-0</b>	77 01 202 384	<b>53-0475</b>	77 01 205 231	<b>23-0533</b>	77 01 209 670	<b>22-0335-1</b>
99635299300	<b>53-0336</b>	60 25 170 698	<b>53-0475</b>	77 01 202 542	<b>53-0345</b>	77 01 205 277	<b>22-0036-5</b>	77 01 209 672	<b>22-0336-2</b>
99635299301	<b>53-0336</b>	60 25 171 456	<b>22-0069-0</b>	77 01 202 543	<b>53-0346</b>	77 01 205 310	<b>53-0475</b>	77 01 209 839	<b>53-0355</b>
99635299302	<b>53-0336</b>	60 25 304 079	<b>23-0482</b>	77 01 202 555	<b>53-0341</b>	77 01 205 311	<b>53-0344</b>	77 01 209 864	<b>22-0812-0</b>
		60 25 308 186	<b>22-0165-0</b>	77 01 202 661	<b>53-0345</b>	77 01 205 312	<b>53-0344</b>	77 01 209 869	<b>22-0814-0</b>
		60 25 315 867	<b>22-0222-0</b>	77 01 202 709	<b>22-0186-0</b>	77 01 205 339	<b>53-0351</b>	77 01 262 919	<b>53-0346</b>
		60 25 370 305	<b>53-0023</b>	77 01 202 710	<b>22-0036-2</b>	77 01 205 368	<b>53-0475</b>	77 01 348 478	<b>22-0186-0</b>
		60 25 370 398	<b>22-0222-0</b>	77 01 202 711	<b>22-0037-0</b>	77 01 205 491	<b>22-0634-0</b>	77 01 348 681	<b>22-0015-1</b>
		60 25 370 406	<b>23-0482</b>	77 01 202 788	<b>22-0147-1</b>	77 01 205 513	<b>22-0253-0</b>	77 01 348 682	<b>22-0186-0</b>
		60 25 370 851	<b>22-0222-0</b>	77 01 202 815	<b>22-0096-0</b>	77 01 205 517	<b>53-0354</b>	77 01 348 684	<b>22-0005-5</b>
MB366443	<b>53-0253Y</b>	60 25 371 279	<b>22-0338-2</b>	77 01 202 820	<b>53-0345</b>	77 01 205 523	<b>53-0355</b>	77 01 348 689	<b>22-0147-1</b>
MB366444	<b>53-0253Y</b>	60 25 371 650	<b>22-0100-2</b>	77 01 202 890	<b>22-0005-0</b>	77 01 205 653	<b>23-0549</b>	77 01 348 863	<b>22-0005-5</b>
MB366446	<b>53-0253Y</b>	60 25 371 662	<b>22-0338-0</b>	77 01 202 891	<b>22-0036-2</b>	77 01 205 720	<b>53-0350</b>	77 01 349 648	<b>53-0344</b>
MB534594	<b>53-0253Y</b>	60 25 407 835	<b>22-0222-0</b>	77 01 202 892	<b>22-0037-0</b>	77 01 205 758	<b>53-0356</b>	77 01 349 649	<b>53-0343</b>
MB534595	<b>53-0253Y</b>	77 00 304 984	<b>18-0152</b>	77 01 202 893	<b>22-0012-0</b>	77 01 205 840	<b>23-0550</b>	77 01 349 705	<b>53-0340</b>
MB534596	<b>53-0253Y</b>	77 00 419 824	<b>18-0156</b>	77 01 202 898	<b>53-0344</b>	77 01 205 841	<b>23-0466</b>	77 01 349 706	<b>53-0475</b>
MB534597	<b>53-0253Y</b>	77 00 421 739	<b>18-0153</b>	77 01 202 899	<b>53-0344</b>	77 01 205 842	<b>23-0517</b>	77 01 349 744	<b>53-0339</b>
MB668742	<b>53-0258</b>	77 00 502 515	<b>23-0026</b>	77 01 202 901	<b>53-039K</b>	77 01 205 843	<b>23-0533</b>	77 01 349 780	<b>53-0345</b>
MB668745	<b>53-0258</b>	77 00 527 559	<b>23-0050</b>	77 01 202 919	<b>53-0346</b>	77 01 205 844	<b>23-0534</b>	77 01 349 928	<b>53-0475</b>
MB668746	<b>53-0258</b>	77 00 561 367	<b>23-0051</b>	77 01 202 921	<b>53-0475</b>	77 01 205 845	<b>23-0535</b>	77 01 349 973	<b>22-0120-0K</b>
MB668747	<b>53-0258</b>	77 00 649 109	<b>23-0067</b>	77 01 202 922	<b>53-0340</b>	77 01 205 995	<b>22-0253-1</b>	77 01 458 163	<b>53-0340</b>
MB699174	<b>22-0224-0</b>	77 00 649 850	<b>23-0066</b>	77 01 202 954	<b>22-0005-5</b>	77 01 205 996	<b>22-0253-1</b>	77 01 458 164	<b>53-0340</b>
MB699266	<b>22-0224-0</b>	77 00 677 045	<b>23-0078</b>	77 01 202 965	<b>53-0341</b>	77 01 206 044	<b>22-0544-0</b>	77 01 458 176	<b>22-0341K</b>
MB699723	<b>22-0226-0</b>	77 00 685 473	<b>18-0142</b>	77 01 202 967	<b>53-0343</b>	77 01 206 118	<b>23-0517</b>	77 01 460 325	<b>18-0323</b>
MB858375	<b>22-0224-0</b>	77 00 704 705	<b>23-0082</b>	77 01 203 068	<b>22-0147-1</b>	77 01 206 198	<b>23-0533</b>	77 01 460 327	<b>18-0334</b>
MB858583	<b>22-0224-0</b>	77 00 710 511	<b>18-0144</b>	77 01 203 069	<b>22-0096-0</b>	77 01 206 288	<b>22-0142-0</b>	77 01 463 277	<b>18-0146</b>
MB858665	<b>53-0258</b>	77 00 710 513	<b>18-0154</b>	77 01 203 070	<b>22-0142-1</b>	77 01 206 328	<b>23-0584</b>	77 01 466 540	<b>23-0026</b>
MB858684	<b>53-0258</b>	77 00 715 081	<b>23-0108</b>	77 01 203 124	<b>22-0165-0</b>	77 01 206 339	<b>23-0549</b>	77 01 466 782	<b>23-0115</b>
MB858685	<b>53-0258</b>	77 00 715 165	<b>23-0112</b>	77 01 203 216	<b>53-0344</b>	77 01 206 343	<b>22-0100-2</b>	77 01 467 115	<b>23-0078</b>
MB858686	<b>53-0258</b>	77 00 715 166	<b>23-0218</b>	77 01 203 545	<b>53-0475</b>	77 01 206 379	<		

Ad. OE	METELLI ref.	Ad. OE	METELLI ref.	Ad. OE	METELLI ref.	Ad. OE	METELLI ref.	Ad. OE	METELLI ref.
<b>RENAULT</b>		77 01 202 213	<b>22-0036-2</b>	77 01 206 962	<b>53-0350</b>	50 01 868 608	<b>22-0532-1</b>	GBP90300	<b>22-0187-0</b>
		77 01 202 227	<b>22-0036-2</b>	77 01 207 066	<b>22-0120-0</b>	50 01 868 609	<b>22-0212-9</b>	GBP90302	<b>22-0691-1</b>
		77 01 202 285	<b>22-0120-0K</b>	77 01 207 166	<b>22-0264-0</b>	50 01 874 888	<b>22-0578-7</b>	GBP90303	<b>22-0690-0</b>
77 11 130 036	<b>22-0120-0K</b>	77 01 202 287	<b>53-0343</b>	77 01 207 184	<b>22-0544-0</b>	50 10 104 739	<b>22-0648-0</b>	GBP90304	<b>22-0187-0</b>
77 11 130 071	<b>22-0120-0K</b>	77 01 202 288	<b>53-0344</b>	77 01 207 187	<b>22-0319-0</b>	50 10 848 607	<b>22-0582-0</b>	GBP90306AF	<b>22-0052-0</b>
77 11 130 086	<b>22-0335-1</b>	77 01 202 381	<b>53-0475</b>	77 01 207 227	<b>23-0585</b>	77 01 204 639	<b>53-0342</b>	GBP90307AF	<b>22-0019-0</b>
79 10 007 463	<b>23-0018</b>	77 01 202 384	<b>53-0475</b>	77 01 207 339	<b>22-0545-0</b>			GBP90308	<b>22-0690-0</b>
82 00 007 121	<b>23-0676</b>	77 01 202 542	<b>53-0345</b>	77 01 207 484	<b>22-0100-2</b>			GBP90309	<b>22-0689-0</b>
82 00 007 122	<b>23-0675</b>	77 01 202 543	<b>53-0346</b>	77 01 207 672	<b>22-0544-0</b>			GBP90311	<b>22-0689-0</b>
82 00 123 117	<b>23-0864</b>	77 01 202 661	<b>53-0345</b>	77 01 207 695	<b>22-0100-2</b>			GBP90312	<b>22-0690-0</b>
82 00 177 023	<b>23-0673</b>	77 01 202 709	<b>22-0186-0</b>	77 01 207 795	<b>23-0641</b>			GBP90314	<b>22-0119-0</b>
82 00 177 024	<b>23-0674</b>	77 01 202 710	<b>22-0036-2</b>	77 01 207 823	<b>23-0722</b>	MDP5076	<b>22-0603-0</b>	GBP90315	<b>22-0174-0</b>
82 00 242 317	<b>23-0673</b>	77 01 202 711	<b>22-0037-0</b>	77 01 207 829	<b>23-0517</b>	MDP5093	<b>22-0650-0</b>	GBP90315AF	<b>22-0174-0</b>
82 00 242 318	<b>23-0674</b>	77 01 202 713	<b>22-0098-0</b>	77 01 208 111	<b>53-0350</b>			GBP90316AF	<b>22-0170-1</b>
82 00 243 735	<b>18-0382</b>	77 01 202 820	<b>53-0345</b>	77 01 208 122	<b>22-0544-0</b>			GBP90319	<b>22-0690-0</b>
82 00 276 843	<b>18-0381</b>	77 01 202 891	<b>22-0036-2</b>	77 01 208 142	<b>22-0253-1</b>			GBP90320AF	<b>22-0121-0</b>
82 00 367 094	<b>23-0692</b>	77 01 202 892	<b>22-0037-0</b>	77 01 208 213	<b>22-0100-2</b>			GBP90323	<b>22-0691-1</b>
82 00 570 677	<b>23-0673</b>	77 01 202 893	<b>22-0012-0</b>	77 01 208 416	<b>22-0100-2</b>			GBP90325	<b>22-0174-0</b>
98843400	<b>22-0781-0</b>	77 01 202 897	<b>53-0100</b>	77 01 208 421	<b>22-0100-2</b>	1020321	<b>22-0261-0</b>	GBP90325AF	<b>22-0174-0</b>
98845340	<b>22-0781-0</b>	77 01 202 898	<b>53-0344</b>	77 01 208 422	<b>22-0485-0</b>	102733	<b>53-0003</b>	GBP90328	<b>22-0119-0</b>
RB337373	<b>53-0343K</b>	77 01 202 899	<b>53-0344</b>	77 01 209 100	<b>22-0335-1</b>	18G8682	<b>53-0004</b>	GBP90328AF	<b>22-0119-0</b>
		77 01 202 901	<b>53-0339K</b>	77 01 209 670	<b>22-0335-1</b>	21A22	<b>18-0333</b>	GBP90329	<b>22-0298-0</b>
		77 01 202 919	<b>53-0346</b>	77 01 209 864	<b>22-0812-0</b>	21A2612	<b>23-0220</b>	GBP90329AF	<b>22-0172-0</b>
		77 01 202 921	<b>53-0475</b>	77 01 209 869	<b>22-0814-0</b>	21H5137	<b>23-0126</b>	GBP90330AF	<b>22-0172-0</b>
		77 01 202 967	<b>53-0343</b>	77 01 262 919	<b>53-0346</b>	38722308	<b>18-0333</b>	GBP90331AF	<b>22-0173-0</b>
		77 01 203 063	<b>53-0001</b>	77 01 348 478	<b>22-0186-0</b>	6615066	<b>53-0102</b>	GBP90334	<b>22-0689-0</b>
		77 01 203 071	<b>22-0089-1</b>	77 01 348 682	<b>22-0186-0</b>	75242532	<b>53-0377</b>	GBP90336	<b>22-0174-0</b>
50 00 385 526	<b>18-0175</b>	77 01 203 072	<b>53-0100</b>	77 01 349 648	<b>53-0344</b>	BAU4504	<b>18-0101</b>	GBP90336AF	<b>22-0174-0</b>
50 00 388 057	<b>23-0116</b>	77 01 203 216	<b>53-0344</b>	77 01 349 649	<b>53-0343</b>	BAU4537	<b>18-0100</b>	GBP90337	<b>22-0121-0</b>
50 00 388 426	<b>18-0176</b>	77 01 203 545	<b>53-0475</b>	77 01 349 706	<b>53-0475</b>	DBP3798	<b>18-0092</b>	GBP90338AF	<b>22-0172-0</b>
50 01 000 478	<b>22-0089-1</b>	77 01 203 563	<b>53-0475</b>	77 01 349 744	<b>53-0339</b>	ECP362	<b>18-0095</b>	GBP90339AF	<b>22-0173-0</b>
50 01 844 747	<b>22-0212-7K</b>	77 01 203 716	<b>53-0475</b>	77 01 349 780	<b>53-0345</b>	ECP363	<b>18-0095</b>	GBP90340	<b>22-0174-0</b>
50 01 844 748	<b>22-0578-3K</b>	77 01 203 913	<b>22-0098-0</b>	77 01 349 928	<b>53-0475</b>	EGP1254	<b>23-0267</b>	GBP90340AF	<b>22-0174-0</b>
50 01 844 749	<b>53-0077</b>	77 01 203 918	<b>22-0098-0</b>	77 01 349 973	<b>22-0120-0K</b>	EPG1358	<b>18-0377</b>	GBP90341AF	<b>22-0261-0</b>
50 01 860 144	<b>53-0097</b>	77 01 203 979	<b>53-0350</b>	77 01 460 325	<b>18-0323</b>	FAM8266	<b>23-0135</b>	GBP90342AF	<b>22-0307-0</b>
60 00 008 126	<b>22-0120-0K</b>	77 01 204 066	<b>22-0120-0K</b>	77 01 460 327	<b>18-0334</b>	FAM8405	<b>23-0136</b>	GBP90346	<b>22-0464-1</b>
60 01 547 619	<b>22-0120-0</b>	77 01 204 216	<b>53-0475</b>	77 01 463 939	<b>18-0168</b>	FAM8970	<b>23-0265</b>	GBP90347AF	<b>22-0173-0</b>
60 25 170 698	<b>53-0475</b>	77 01 204 236	<b>53-0343</b>	77 01 465 898	<b>18-0170</b>	G85190	<b>53-0003</b>	GBS046	<b>53-0101</b>
60 25 371 279	<b>22-0338-2</b>	77 01 204 268	<b>53-0345</b>	77 01 465 899	<b>18-0169</b>	G8S733	<b>53-0003</b>	GBS101	<b>53-0004</b>
77 00 302 128	<b>23-0499</b>	77 01 204 280	<b>23-0116</b>	77 01 466 540	<b>23-0026</b>	GB5102	<b>53-0003</b>	GBS102	<b>53-0003</b>
77 00 302 145	<b>18-0134</b>	77 01 204 281	<b>23-0051</b>	77 01 467 954	<b>23-0151</b>	GB5603	<b>53-0101</b>	GBS1052	<b>53-0152</b>
77 00 304 984	<b>18-0152</b>	77 01 204 282	<b>23-0082</b>	77 01 468 958	<b>18-0171</b>	GB56127	<b>53-0003</b>	GBS1066	<b>53-0101</b>
77 00 314 064	<b>23-0532</b>	77 01 204 285	<b>23-0107</b>	77 01 484 478	<b>22-0812-0</b>	GB5702	<b>53-0003</b>	GBS1098	<b>53-0103</b>
77 00 314 107	<b>23-0690</b>	77 01 204 286	<b>23-0110</b>	77 01 486 681	<b>22-0814-0</b>	GB5807	<b>53-0152</b>	GBS1106	<b>53-0005</b>
77 00 419 824	<b>18-0156</b>	77 01 204 294	<b>23-0236</b>	77 01 642 511	<b>18-0170</b>	GB590733	<b>53-0003</b>	GBS515	<b>53-0101</b>
77 00 421 739	<b>18-0153</b>	77 01 204 294	<b>23-0384</b>	77 01 642 515	<b>18-0169</b>	GB590807	<b>53-0152</b>	GBS520	<b>53-0007</b>
77 00 502 515	<b>23-0026</b>	77 01 204 302	<b>23-0243</b>	77 01 949 780	<b>53-0345</b>	GBD90607	<b>23-0265</b>	GBS593	<b>53-0101</b>
77 00 561 367	<b>23-0051</b>	77 01 204 302	<b>23-0385</b>	77 02 085 305	<b>18-0168</b>	GBD90800	<b>23-0436</b>	GBS594	<b>53-0101</b>
77 00 649 850	<b>23-0066</b>	77 01 204 304	<b>23-0549</b>	77 02 189 786	<b>18-0143</b>	GBD90801	<b>23-0269</b>	GBS595	<b>53-0007</b>
77 00 664 747	<b>18-0172</b>	77 01 204 530	<b>22-0037-0</b>	77 11 130 034	<b>22-0037-0</b>	GBD90802	<b>23-0270</b>	GBS601	<b>53-0101</b>
77 00 685 473	<b>18-0142</b>	77 01 204 634	<b>53-0071</b>	77 11 130 036	<b>22-0120-0K</b>	GBD90806	<b>23-0220</b>	GBS6017	<b>53-0004</b>
77 00 704 705	<b>23-0082</b>	77 01 204 637	<b>53-0071</b>	77 11 130 071	<b>22-0120-0K</b>	GBD90810	<b>23-0266</b>	GBS603	<b>53-0101</b>
77 00 710 511	<b>18-0144</b>	77 01 204 638	<b>53-0071</b>	77 11 130 076	<b>23-0844</b>	GBD90811	<b>23-0136</b>	GBS625	<b>53-0004</b>
77 00 716 947	<b>23-0107</b>	77 01 204 639	<b>53-0342</b>	77 11 130 086	<b>22-0335-1</b>	GBD90813	<b>23-0164</b>	GBS701	<b>53-0004</b>
77 00 728 633	<b>18-0174</b>	77 01 204 828	<b>23-0549</b>	82 00 010 519	<b>23-0798</b>	GBD90814	<b>23-0165</b>	GBS733	<b>53-0003</b>
77 00 752 363	<b>18-0142</b>	77 01 205 051	<b>53-0339</b>	82 00 228 610	<b>23-0844</b>	GBD90817	<b>23-0267</b>	GBS734	<b>53-0377</b>
77 00 754 286	<b>23-0114</b>	77 01 205 230	<b>23-0517</b>	82 00 243 735	<b>18-0382</b>	GBD90818	<b>23-0266</b>	GBS738	<b>53-0101</b>
77 00 756 572	<b>23-0110</b>	77 01 205 277	<b>22-0036-5</b>	RB337373	<b>53-0343K</b>	GBD90818	<b>23-0266</b>	GBS738	<b>53-0101</b>
77 00 758 901	<b>23-0151</b>	77 01 205 290	<b>53-0127</b>			GBD90820	<b>23-0235</b>	GBS745	<b>53-0152</b>
77 00 771 653	<b>18-0145</b>	77 01 205 294	<b>22-0264-0</b>			GBD90822	<b>23-0436</b>	GBS753	<b>53-0366</b>
77 00 780 078	<b>23-0236</b>	77 01 205 310	<b>53-0475</b>			GBD90825	<b>23-0165</b>	GBS754	<b>53-0152</b>
77 00 780 078	<b>23-0384</b>	77 01 205 311	<b>53-0344</b>			GBD90827	<b>23-0266</b>	GBS767	<b>53-0101</b>
77 00 780 892	<b>23-0549</b>	77 01 205 312	<b>53-0344</b>			GBD90829	<b>23-0268</b>	GBS771	<b>53-0101</b>
77 00 783 030	<b>18-0142</b>	77 01 205 368	<b>53-0475</b>			GBD90830	<b>23-0235</b>	GBS781	<b>53-0101</b>
77 00 783 031	<b>18-0145</b>	77 01 205 513	<b>22-0253-0</b>	50 00 295 329	<b>22-0111-2</b>	GBD90832	<b>23-0135</b>	GBS788	<b>53-0004</b>
77 00 783 392	<b>18-0143</b>	77 01 205 653	<b>23-0549</b>	50 01 014 694	<b>22-0266-0K</b>	GBD90833	<b>23-0269</b>	GBS805	<b>53-0366</b>
77 00 805 006	<b>23-0243</b>	77 01 205 720	<b>53-0350</b>	50 01 014 704	<b>22-0269-3K</b>	GBD90835	<b>23-0361</b>	GBS807	<b>53-0152</b>
77 00 805 006	<b>23-0385</b>	77 01 205 842	<b>23-0517</b>	50 01 821 995	<b>22-0272-0</b>	GBD90836	<b>23-0360</b>	GBS815	<b>53-0101</b>
77 00 813 549	<b>23-0549</b>	77 01 205 915	<b>53-0100</b>	50 01 823 000	<b>22-0586-0</b>	GBD90837	<b>23-0362</b>	GBS817	<b>53-0005</b>
77 00 839 322	<b>18-0157</b>	77 01 205 995	<b>22-0253-1</b>	50 01 829 545	<b>22-0272-1</b>	GBD90840	<b>23-0344</b>	GBS90701	<b>53-0004</b>
77 01 050 918	<b>22-0635-0</b>	77 01 205 996	<b>22-0253-1</b>	50 01 831 161	<b>22-0589-0</b>	GBD90841	<b>23-0430</b>	GBS90733	<b>53-0003</b>
77 01 054 772	<b>22-0635-0</b>	77 01 206 044	<b>22-0544-0</b>	50 01 833 104	<b>22-0588-0</b>	GBD90843	<b>23-0362</b>	GBS90738	<b>53-0101</b>

CROSS REFERENCES LIST



Ad. OE	METELLI ref.	Ad. OE	METELLI ref.	Ad. OE	METELLI ref.	Ad. OE	METELLI ref.	Ad. OE	METELLI ref.
<b>ROVER</b>		4837019	<b>23-0605</b>	<b>SEAT</b>		1K0 698 451G	<b>22-0553-0</b>	7777842	<b>18-0003</b>
		4837241	<b>22-0275-0</b>			1K0 698 451H	<b>22-0553-0</b>	7D0 615 601A	<b>23-0767</b>
		4838660	<b>53-0302</b>			1K0 698 451J	<b>22-0100-1</b>	7D0 615 601C	<b>23-0767</b>
GBS9082AF	<b>53-0004</b>	4839007	<b>23-0605</b>	171 501 615B	<b>18-0191</b>	1K0 698 451K	<b>22-0553-0</b>	7M0 615 301E	<b>23-0403</b>
GBS90830	<b>53-0006</b>	4839015	<b>23-0607</b>	171 501 615C	<b>18-0191</b>	1M1 615 301	<b>23-0949</b>	7M0 615 301G	<b>23-0403</b>
GBS90830AF	<b>53-0006</b>	4839320	<b>23-0605</b>	191 698 151F	<b>22-0047-0K</b>	1M1 698 151	<b>22-0251-4</b>	7M0 615 601A	<b>23-0404</b>
GBS90834	<b>53-0004</b>	4839338	<b>23-0607</b>	191 501 615A	<b>18-0202</b>	305 501 6151	<b>18-0191</b>	7M0 615 601B	<b>23-0404</b>
GBS90835	<b>53-0006</b>	4839700	<b>22-0209-0</b>	191 501 615B	<b>18-0191</b>	321 615 301	<b>23-0053</b>	7M0 615 601C	<b>23-0404</b>
GBS90835AF	<b>53-0006</b>	4839924	<b>22-0118-1</b>	191 609 526	<b>53-0465</b>	321 615 301A	<b>23-0170</b>	7M0 698 151B	<b>22-0279-0</b>
GBS90836	<b>53-0006</b>	4905493	<b>53-0302</b>	191 698 151G	<b>22-0045-0K</b>	321 615 301B	<b>23-0170</b>	7M0 698 451	<b>22-0100-1</b>
GBS90836AF	<b>53-0006</b>	4906632	<b>22-0018-1</b>	191 698 151J	<b>22-0045-1K</b>	321 615 301C	<b>23-0170</b>	7M3 615 301	<b>23-0792</b>
GBS90837	<b>53-0004</b>	4907739	<b>22-0118-1</b>	1E0 698 451	<b>22-0100-1</b>	321 615 301D	<b>23-0230</b>	7M3 615 301A	<b>23-0736</b>
GBS90837AF	<b>53-0004</b>	5055371	<b>22-0118-1</b>	1E0 698 451G	<b>22-0100-1</b>	321 698 545	<b>53-0462</b>	7M3 698 151	<b>22-0279-1</b>
GBS90838AF	<b>53-0369</b>	5055389	<b>23-0826</b>	1H0 501 615A	<b>18-0202</b>	321 698 5545	<b>53-0462</b>	7M3 698 151A	<b>22-0551-0</b>
GBS9083AF	<b>53-0004</b>	5055769	<b>22-0209-0</b>	1H0 609 527	<b>53-0468</b>	323 501 615	<b>18-0202</b>	7M3 698 151B	<b>22-0550-0</b>
GDB102	<b>18-0091</b>	5057336	<b>22-0275-0</b>	1H0 609 528	<b>53-0468</b>	331 609 525	<b>53-0462</b>	7M3 698 451	<b>22-0100-3</b>
GDB105	<b>18-0333</b>	5057476	<b>23-0796</b>	1H0 615 301A	<b>23-0242</b>	331 609 526	<b>53-0462</b>	7M3 698 451B	<b>22-0100-3</b>
GDB106	<b>18-0073</b>	5058110	<b>22-0261-0</b>	1H0 698 151A	<b>22-0206-1</b>	331 609 527F	<b>53-0462</b>	7M3 698 451C	<b>22-0100-3</b>
GDB108	<b>18-0093</b>	5062203	<b>22-0118-1</b>	1H0 698 151B	<b>22-0206-2</b>	331 609 528F	<b>53-0462</b>	7M3 698 451D	<b>22-0346-2</b>
GDB110	<b>18-0091</b>	5062211	<b>22-0118-1</b>	1H0 698 451	<b>22-0100-1</b>	357 615 301	<b>23-0186</b>	811 609 525E	<b>53-0462</b>
GDB112	<b>18-0076</b>	5064795	<b>22-0118-1</b>	1H0 698 451A	<b>22-0100-1</b>	357 615 601	<b>23-0117</b>	811 609 526E	<b>53-0462</b>
GDB114	<b>18-0097</b>	5232350	<b>22-0118-1</b>	1H0 698 451D	<b>22-0100-1</b>	357 615 601A	<b>23-0312</b>	811 609 527E	<b>53-0462</b>
GDB115	<b>18-0092</b>	5390786	<b>23-0605</b>	1H0 698 451F	<b>22-0100-0</b>	357 615 601B	<b>23-0312</b>	811 609 528E	<b>53-0462</b>
GDB117	<b>18-0096</b>	5391537	<b>23-0796</b>	1HM 698 151	<b>22-0215-1</b>	357 698 151	<b>22-0050-2</b>	811 615 301	<b>23-0054</b>
NAM5027	<b>18-0091</b>	5391560	<b>23-0826</b>	1HM 698 151A	<b>22-0215-1</b>	357 698 151A	<b>22-0050-0</b>	811 698 525A	<b>53-0462</b>
NAM5301	<b>18-0093</b>	5391578	<b>23-0607</b>	1J0 615 301C	<b>23-0365</b>	357 698 151B	<b>22-0050-2</b>	811 698 525AV	<b>53-0462</b>
NAM6450	<b>23-0164</b>	5392485	<b>22-0118-2</b>	1J0 615 301D	<b>23-0390</b>	357 698 151E	<b>22-0215-1</b>	811 698 525AX	<b>53-0462</b>
NAM7155	<b>18-0076</b>	7872906	<b>22-0003-0</b>	1J0 615 301E	<b>23-0391</b>	357 698 151H	<b>22-0050-0</b>	823 501 615B	<b>18-0191</b>
NAM7758	<b>18-0091</b>	7873730	<b>22-0003-0</b>	1J0 615 301E	<b>23-0904</b>	3A0 615 116A	<b>22-0181-2</b>	841 615 301	<b>23-0170</b>
NAM8415	<b>23-0136</b>	8816738	<b>53-0377</b>	1J0 615 301K	<b>23-0365</b>	3A0 615 116B	<b>22-0181-2</b>	867 609 526	<b>53-0465</b>
RTC3430	<b>53-0109</b>	8817157	<b>53-0377</b>	1J0 615 301L	<b>23-0390</b>	3A0 698 151	<b>22-0181-2</b>	867 609 528	<b>53-0465</b>
RTC4518	<b>22-0016-5</b>	8904575	<b>23-0663</b>	1J0 615 301M	<b>23-0391</b>	3A0 698 151A	<b>22-0181-2</b>	867 615 109A	<b>22-0045-2K</b>
SDB000290	<b>23-0612</b>	8951543	<b>23-0669</b>	1J0 615 301M	<b>23-0904</b>	4121616	<b>18-0004</b>	867 698 151	<b>22-0045-2K</b>
SDB000870	<b>23-0644</b>	8961856	<b>22-0070-0</b>	1J0 615 301P	<b>23-0391</b>	4234857	<b>18-0004</b>	8E0 615 301P	<b>23-0468C</b>
SDB000880	<b>23-0643</b>	8966962	<b>23-0670</b>	1J0 615 301P	<b>23-0904</b>	4236768	<b>18-0004</b>	8E0 615 301Q	<b>23-0262C</b>
SDB100500	<b>23-0430</b>	8967077	<b>22-0150-0</b>	1J0 615 301R	<b>23-0365</b>	4267288	<b>18-0004</b>	8E0 615 301R	<b>23-0726C</b>
SDB100600	<b>23-0344</b>	8967119	<b>22-0070-0</b>	1J0 615 301S	<b>23-0365</b>	4337102	<b>23-0020</b>	8E0 615 601M	<b>23-0855C</b>
SDB100940	<b>23-0643</b>	8968018	<b>22-0150-0</b>	1J0 615 601	<b>23-0366</b>	4368516	<b>18-0004</b>	8E0 615 601P	<b>23-0748C</b>
SDB101100	<b>23-0644</b>	8968026	<b>22-0070-0</b>	1J0 615 601C	<b>23-0366</b>	4379680	<b>18-0003</b>	8E0 615 601Q	<b>23-0749C</b>
SEM100020	<b>22-0121-0</b>	8968976	<b>22-0209-0</b>	1J0 698 151	<b>22-0211-0</b>	4385812	<b>23-0014</b>	8E0 698 151	<b>22-0215-0</b>
SFK10004EVA	<b>22-0121-0</b>	8970709	<b>23-0670</b>	1J0 698 151A	<b>22-0211-1</b>	443 609 525	<b>53-0462</b>	8E0 698 151A	<b>22-0215-0</b>
SFP000040	<b>22-0207-5</b>	8970717	<b>23-0669</b>	1J0 698 151B	<b>22-0211-1</b>	443 609 526	<b>53-0462</b>	8E0 698 451A	<b>22-0100-1</b>
SFP000070	<b>22-0464-1</b>	8993107	<b>22-0018-0</b>	1J0 698 151D	<b>22-0211-2</b>	443 609 527	<b>53-0462</b>	8E0 698 451B	<b>22-0100-1</b>
SFP000170	<b>22-0391-0</b>	8993230	<b>22-0002-0</b>	1J0 698 151E	<b>22-0211-2</b>	443 609 528	<b>53-0462</b>	8E0 698 451D	<b>22-0100-1</b>
SFP000310	<b>22-0391-0</b>	8993719	<b>22-0209-0</b>	1J0 698 151F	<b>22-0211-2</b>	443 698 525X	<b>53-0462</b>	8E0 698 451E	<b>22-0100-2</b>
SFP000360	<b>22-0691-1</b>	8993768	<b>22-0209-0</b>	1J0 698 151G	<b>22-0211-2</b>	46621077	<b>18-0003</b>	8E0 698 451J	<b>22-0553-0</b>
SFP000370	<b>22-0464-1</b>	8993834	<b>22-0018-0</b>	1J0 698 151J	<b>22-0211-1</b>	4B0 698 151M	<b>22-0314-0</b>	8E0 698 451K	<b>22-0100-1</b>
SFP000410	<b>22-0174-0</b>	8993974	<b>22-0150-0</b>	1J0 698 151K	<b>22-0181-4</b>	4B0 698 151N	<b>22-0314-0</b>	8E0 698 451L	<b>22-0100-2</b>
SFP10012	<b>22-0691-1</b>	9156785	<b>23-0609</b>	1J0 698 151L	<b>22-0181-2</b>	4B0 698 451	<b>22-0100-1</b>	8L0 615 301	<b>23-0706C</b>
SFP100260	<b>22-0174-0</b>	9156807	<b>23-0608</b>	1J0 698 151M	<b>22-0181-4</b>	4B0 698 451B	<b>22-0100-1</b>	8L0 615 601	<b>23-0695C</b>
SFP100511	<b>22-0307-0</b>	9184405	<b>23-0826</b>	1J0 698 451	<b>22-0100-1</b>	4B0 698 451E	<b>22-0100-1</b>	8N0 615 301A	<b>23-0706C</b>
SFS100090	<b>53-0006</b>	9191247	<b>23-0681C</b>	1J0 698 451B	<b>22-0100-1</b>	4D0 698 451C	<b>22-0100-1</b>	8N0 615 601B	<b>23-0695C</b>
SFS100190	<b>53-0369</b>	9191336	<b>23-0682C</b>	1J0 698 451D	<b>22-0100-1</b>	4D0 698 647	<b>22-0100-1</b>	8N0 698 151	<b>22-0181-2</b>
STC9187	<b>22-0016-5</b>	93183140	<b>22-0337-1</b>	1J0 698 451E	<b>22-0100-1</b>	4F0 698 451D	<b>22-0553-0</b>	8N0 698 151A	<b>22-0181-4</b>
VBS167	<b>53-0377</b>	GBS1002	<b>53-0377</b>	1J0 698 451F	<b>22-0100-1</b>	531 698 525X	<b>53-0465</b>	985853528	<b>53-0063</b>
VBS362	<b>53-0377</b>			1J0 698 451G	<b>22-0100-1</b>	535 615 301	<b>23-0656</b>	FA16500250	<b>18-0004</b>
				1J0 698 451J	<b>22-0100-1</b>	5892309	<b>22-0033-0</b>	FA16500250	<b>18-0029</b>
				1J0 698 451L	<b>22-0100-1</b>	687 698 525X	<b>53-0465</b>	JA16520151	<b>18-0030</b>
				1J0 698 451M	<b>22-0100-1</b>	6KL 698 151	<b>22-0251-2</b>	RF 6500250	<b>23-0014</b>
				1J0 698 451P	<b>22-0100-1</b>	6LL 698 151	<b>22-0392-0</b>	RF16500253	<b>23-0014</b>
				1J0 698 451S	<b>22-0100-1</b>	6N0 615 301	<b>23-0371</b>	SE021165002A	<b>23-0305</b>
				1K0 615 301AA	<b>23-0840</b>	6N0 615 301C	<b>23-0372</b>	SE021165299A	<b>53-0063</b>
				1K0 615 301AC	<b>23-0733</b>	6N0 615 301D	<b>23-0230</b>	SE022165002A	<b>23-0014</b>
				1K0 615 301K	<b>23-0734</b>	6N0 615 301F	<b>23-0372</b>	SE022165002B	<b>23-0020</b>
				1K0 615 301S	<b>23-0733</b>	6N0 615 601	<b>23-0117</b>	SE02216501A	<b>18-0028</b>
				1K0 615 301T	<b>23-0734</b>	6N0 615 601A	<b>23-0528</b>	SE022165299A	<b>53-0063</b>
				1K0 615 601K	<b>23-0724</b>	6N0 615 601B	<b>23-0528</b>	SE028165299B	<b>53-0063</b>
				1K0 615 601L	<b>23-0725</b>	6N0 698 151	<b>22-0206-0</b>	SE127165005A	<b>22-0001-0</b>
				1K0 615 601M	<b>23-0852</b>	6N0 698 151A	<b>22-0215-1</b>	SE127165081A	<b>22-0026-3</b>
				1K0 698 151	<b>22-0548-0</b>	6N0 698 151B	<b>22-0215-1</b>	SE141165081A	<b>22-0033-1</b>
				1K0 698 151A	<b>22-0211-2</b>	6N0 698 151C	<b>22-0206-0</b>	SE141165081C	<b>22-0026-0</b>
				1K0 698 151B	<b>22-0549-2</b>	6Q0 609 617	<b>18-0358</b>	SE141165209A	<b>53-0063</b>
				1K0 698 151C	<b>22-0548-0</b>	6Q0 698 151	<b>22-0211-1</b>	SE22165081A	<b>22-0026-0</b>
				1K0 698 151E	<b>22-0548-0</b>	6Q0 698 151A	<b>22-0547-1</b>		
				1K0 698 151F	<b>22-0211-2</b>	6Q0 698 151B	<b>22-0206-3</b>		
				1K0 698 451	<b>22-0553-0</b>	6Q0 698 151C	<b>22-0547-1</b>		



Ad. OE	METELLI ref.	Ad. OE	METELLI ref.	Ad. OE	METELLI ref.	Ad. OE	METELLI ref.	Ad. OE	METELLI ref.	
<b>SEAT LCV</b>		1J0 615 301P	<b>23-0391</b>	4B0 698 451B	<b>22-0100-1</b>	4544201020	<b>22-0347-0</b>	26296-AE200	<b>22-0762-0</b>	
		1J0 615 301P	<b>23-0904</b>	4B0 698 451E	<b>22-0100-1</b>	4544210010	<b>22-0286-0</b>	26296-AE210	<b>22-0296-0</b>	
		1J0 615 601	<b>23-0366</b>	4D0 698 451C	<b>22-0100-1</b>	C0001431V0020000	<b>22-0341-0</b>	26296-AG000	<b>22-0763-0</b>	
1J0 698 525A	<b>53-0379</b>	1J0 615 601C	<b>23-0366</b>	4D0 698 647	<b>22-0100-1</b>	C0001431V0030000	<b>22-0341-0</b>	26296-AG030	<b>22-0763-0</b>	
1J0 698 525B	<b>53-0379</b>	1J0 615 601D	<b>23-0742</b>	4F0 698 451D	<b>22-0553-0</b>			26296-FA000	<b>22-0135-0</b>	
321 615 301D	<b>23-0230</b>	1J0 698 151	<b>22-0211-0</b>	5K0 698 151	<b>22-0548-0</b>			26296-FA001	<b>22-0135-0</b>	
357 609 525C	<b>53-0009</b>	1J0 698 151A	<b>22-0211-1</b>	6N0 698 151	<b>22-0206-0</b>	<b>SSANGYONG</b>			26296-FA040	<b>22-0140-0</b>
357 609 526C	<b>53-0009</b>	1J0 698 151B	<b>22-0211-1</b>	6N0 698 151C	<b>22-0206-0</b>				002 420 45 20	<b>22-0252-0</b>
357 609 527E	<b>53-0009</b>	1J0 698 151D	<b>22-0211-2</b>	6Q0 609 617	<b>18-0358</b>	002 420 50 20	<b>22-0252-0</b>	26296-FE020	<b>22-0500-0</b>	
357 609 528E	<b>53-0009</b>	1J0 698 151E	<b>22-0211-2</b>	6Q0 615 301	<b>23-0614</b>	002 420 52 20	<b>22-0344-0</b>	26296-FE040	<b>22-0288-5</b>	
357 615 301	<b>23-0186</b>	1J0 698 151F	<b>22-0211-2</b>	6Q0 698 151	<b>22-0211-1</b>	003 420 28 20	<b>22-0344-0</b>	26296-FE041	<b>22-0288-5</b>	
357 698 151	<b>22-0050-2</b>	1J0 698 151G	<b>22-0211-2</b>	6Q0 698 151A	<b>22-0547-0</b>	003 420 29 20	<b>22-0252-0</b>	26296-FE042	<b>22-0288-5</b>	
357 698 151B	<b>22-0050-2</b>	1J0 698 151J	<b>22-0211-1</b>	6Q0 698 151B	<b>22-0206-3</b>	003 420 52 20	<b>22-0344-0</b>	26296-FE081	<b>22-0500-0</b>	
357 698 151E	<b>22-0215-1</b>	1J0 698 151K	<b>22-0181-4</b>	6Q0 698 151C	<b>22-0547-1</b>	004 420 03 20	<b>22-0252-0</b>	26296-PA040	<b>22-0204-0</b>	
357 698 525CV	<b>53-0009</b>	1J0 698 151L	<b>22-0181-2</b>	6Q0 698 451	<b>22-0100-4</b>	004 420 07 20	<b>22-0252-0</b>	26296-PA060	<b>22-0204-0</b>	
357 698 525CX	<b>53-0009</b>	1J0 698 151M	<b>22-0181-4</b>	6U0 501 615	<b>18-0259</b>	48130-05000	<b>22-0518-0</b>	26296-SA010	<b>22-0500-0</b>	
4385812	<b>23-0014</b>	1J0 698 451	<b>22-0100-1</b>	6U0 501 615A	<b>18-0213</b>	48130-05011	<b>22-0188-0</b>	26296-SA011	<b>22-0500-0</b>	
443 609 528A	<b>53-0009</b>	1J0 698 451B	<b>22-0100-1</b>	6U0 501 615B	<b>18-0213</b>	48130-05100	<b>22-0368-0</b>	26296-SA030	<b>22-0500-0</b>	
443 698 525BX	<b>53-0009</b>	1J0 698 451D	<b>22-0100-1</b>	6U0 501 615B	<b>18-0213</b>	48130-08150	<b>22-0518-0</b>	26296-XA010	<b>22-0763-0</b>	
443 698 525CX	<b>53-0009</b>	1J0 698 451E	<b>22-0100-1</b>	6U0 615 301	<b>23-0551</b>	48130-08260	<b>22-0632-0</b>	26298-AA010	<b>53-0383</b>	
5892309	<b>22-0033-0</b>	1J0 698 451F	<b>22-0100-1</b>	6U0 698 151B	<b>22-0039-0</b>	48130-08BA0	<b>22-0632-0</b>	26298-AA020	<b>53-0383</b>	
6K9 501 615	<b>18-0208</b>	1J0 698 451G	<b>22-0100-1</b>	6U0 698 151E	<b>22-0039-0</b>	48130-091A0	<b>22-0632-0</b>	26298-AA030	<b>53-0386</b>	
6K9 609 617	<b>18-0359</b>	1J0 698 451J	<b>22-0100-1</b>	6X0 698 451A	<b>22-0100-1</b>	4813A-21100	<b>22-0633-0</b>	26298-AC000	<b>53-0383</b>	
6N0 615 301D	<b>23-0230</b>	1J0 698 451L	<b>22-0100-1</b>	811 609 525E	<b>53-0462</b>	483 300 50 00	<b>53-0100</b>	26310-AA031	<b>23-0495</b>	
6N0 698 151A	<b>22-0215-1</b>	1J0 698 451M	<b>22-0100-1</b>	811 609 526E	<b>53-0462</b>	48413-05000	<b>22-0520-0</b>	26310-AA032	<b>23-0495</b>	
6N0 698 151B	<b>22-0215-1</b>	1J0 698 451P	<b>22-0100-1</b>	811 609 527E	<b>53-0462</b>	48413-05100	<b>22-0519-0</b>	26310-AA040	<b>23-0671</b>	
6U0 501 615A	<b>18-0213</b>	1J0 698 451S	<b>22-0100-1</b>	811 609 528E	<b>53-0462</b>	48413-08050	<b>22-0519-0</b>	26310-AA050	<b>23-0671</b>	
6U0 501 615B	<b>18-0213</b>	1J0 698 525	<b>53-0379</b>	811 698 525A	<b>53-0462</b>	48413-08051	<b>22-0519-0</b>	26340-AA010	<b>18-0262</b>	
8A0 609 525B	<b>53-0009</b>	1J0 698 525A	<b>53-0379</b>	811 698 525AV	<b>53-0462</b>	48413-090A0	<b>22-0519-0</b>	26614-KC020	<b>53-0382</b>	
8A0 609 526B	<b>53-0009</b>	1J0 698 525B	<b>53-0379</b>	811 698 525AX	<b>53-0462</b>	48413-090A1	<b>22-0519-0</b>	26690-KC000	<b>53-0382</b>	
8A0 609 527B	<b>53-0009</b>	1K0 615 301AA	<b>23-0840</b>	8D0 615 301J	<b>23-0726C</b>	48413-091A0	<b>22-0727-0</b>	26694-7G010	<b>53-0387</b>	
8A0 609 528B	<b>53-0009</b>	1K0 615 301AB	<b>23-0851</b>	8E0 615 601	<b>23-0395C</b>	48413-091A1	<b>22-0727-0</b>	26696-AG010	<b>22-0764-0</b>	
985853528	<b>53-0063</b>	1K0 615 301AC	<b>23-0733</b>	8E0 698 451A	<b>22-0100-1</b>	661 420 30 21	<b>22-0517-0</b>	26696-AG020	<b>22-0414-0</b>	
RF16500250	<b>23-0014</b>	1K0 615 301K	<b>23-0734</b>	8E0 698 451B	<b>22-0100-1</b>	940425	<b>22-0518-0</b>	26696-AG030	<b>22-0764-0</b>	
RF16500253	<b>23-0014</b>	1K0 615 301M	<b>23-0851</b>	8E0 698 451D	<b>22-0100-1</b>			26696-FA000	<b>22-0501-0</b>	
SE021165299A	<b>53-0063</b>	1K0 615 301T	<b>23-0734</b>	8E0 698 451J	<b>22-0553-0</b>	<b>SUBARU</b>			26696-FA010	<b>22-0414-0</b>
SE022165201A	<b>18-0028</b>	1K0 615 601K	<b>23-0724</b>	8E0 698 451K	<b>22-0100-1</b>				25191-GA531	<b>22-0499-0</b>
SE022165299A	<b>53-0063</b>	1K0 615 601L	<b>23-0725</b>	8L0 615 301	<b>23-0706C</b>	25191-GA970	<b>22-0499-0</b>	26696-FC020	<b>22-0414-0</b>	
SE028165299B	<b>53-0063</b>	1K0 615 601M	<b>23-0852</b>	8N0 615 301A	<b>23-0706C</b>	25193-GA130	<b>22-0241-0</b>	26696-FC020	<b>22-0414-0</b>	
SE141165081A	<b>22-0033-1</b>	1K0 698 151	<b>22-0548-0</b>	8N0 698 151	<b>22-0181-2</b>	25431-GA170	<b>23-0173</b>	26696-FE000	<b>22-0739-0</b>	
SE141165209A	<b>53-0063</b>	1K0 698 151A	<b>22-0211-2</b>	8N0 698 151A	<b>22-0181-4</b>	26214-KA080	<b>53-0382</b>	26696-FE040	<b>22-0613-0</b>	
		1K0 698 151B	<b>22-0549-2</b>	<b>SKODA LCV</b>			26214-TA010	<b>53-0385</b>	26696-FE070	<b>22-0501-0</b>
		1K0 698 151C	<b>22-0548-0</b>	1E0 698 451G	<b>22-0100-1</b>	26214-TA020	<b>53-0385</b>	26696-AC000	<b>53-0386</b>	
		1K0 698 151E	<b>22-0548-0</b>	1J0 698 151A	<b>22-0211-1</b>	26214-TA030	<b>53-0385</b>	26696-PA060	<b>22-0204-0</b>	
		1K0 698 151F	<b>22-0211-2</b>	1J0 698 151B	<b>22-0211-1</b>	26214-TA060	<b>53-0385</b>	501275908394	<b>53-0385</b>	
		1K0 698 451	<b>22-0553-0</b>	1J0 698 151D	<b>22-0211-2</b>	26214-TA071	<b>53-0385</b>	53200-60841	<b>53-0037</b>	
002 415 019	<b>23-0551</b>	1K0 698 451B	<b>22-0553-0</b>	1J0 698 151E	<b>22-0211-2</b>	26257-AA030	<b>53-0383</b>	53200-80ECO	<b>53-0406</b>	
007 440 071A	<b>53-0468</b>	1K0 698 451C	<b>22-0100-1</b>	1J0 698 151F	<b>22-0211-2</b>	26257-AA040	<b>53-0383</b>	53200-86G00	<b>53-0318</b>	
007 440 071B	<b>53-0468</b>	1K0 698 451D	<b>22-0553-0</b>	1J0 698 151G	<b>22-0211-2</b>	26257-AA050	<b>53-0383</b>	55200-61880	<b>22-0168-0</b>	
007 440 077B	<b>53-0468</b>	1K0 698 451E	<b>22-0553-0</b>	1J0 698 151H	<b>22-0211-2</b>	26290-KA080	<b>53-0382</b>	55200-80E10	<b>22-0418-0</b>	
113 430 210	<b>23-0287</b>	1K0 698 451F	<b>22-0553-0</b>	1K0 698 451H	<b>22-0553-0</b>	26290-KC000	<b>22-0410-0</b>	55200-83840	<b>22-0339-1</b>	
115 330 140	<b>53-0378</b>	1K0 698 451G	<b>22-0553-0</b>	1K0 698 451I	<b>22-0553-0</b>	26290-TA060	<b>53-0385</b>	55200-86810	<b>22-0168-0</b>	
115 330 141	<b>53-0378</b>	1K0 698 451H	<b>22-0553-0</b>	1K0 698 451J	<b>22-0100-1</b>	26290-TA070	<b>22-0412-0</b>	55200-86820	<b>22-0168-0</b>	
115 330 143	<b>53-0378</b>	1K0 698 451I	<b>22-0100-1</b>	1K0 698 451K	<b>22-0211-2</b>	26290-TA071	<b>53-0385</b>	55300-86810	<b>22-0168-0</b>	
115 330 149	<b>53-0378</b>	1K0 698 451K	<b>22-0553-0</b>	1K0 698 151A	<b>22-0211-2</b>	26290-TA080	<b>53-0385</b>	55300-86820	<b>22-0168-0</b>	
115 330 191	<b>18-0257</b>	321 698 545	<b>53-0462</b>	1K0 698 151B	<b>22-0211-2</b>	26290-TA081	<b>53-0385</b>	55300-86820	<b>22-0168-0</b>	
115 330 192	<b>18-0259</b>	321 698 5545	<b>53-0462</b>	1K0 698 151C	<b>22-0211-2</b>	26296-AA000	<b>22-0135-0</b>	55311-80F01	<b>23-0691</b>	
115 331 140	<b>53-0468</b>	331 609 525	<b>53-0462</b>	1K0 698 151D	<b>22-0211-2</b>	26296-AA040	<b>22-0140-0</b>	55311-86G02	<b>23-0839</b>	
115 331 141	<b>53-0468</b>	331 609 526	<b>53-0462</b>	1K0 698 151E	<b>22-0100-1</b>	26296-AA061	<b>22-0204-0</b>	55810-76A01	<b>22-0415-0</b>	
115 331 142	<b>53-0468</b>	331 609 527F	<b>53-0462</b>	1K0 698 151F	<b>22-0100-1</b>	26296-AA062	<b>22-0204-0</b>	55810-80G01	<b>22-0415-0</b>	
115 331 143	<b>53-0468</b>	331 609 528F	<b>53-0462</b>	1K0 698 151G	<b>22-0100-1</b>	26296-AA080	<b>22-0204-0</b>	55810-80G02	<b>22-0415-0</b>	
115 331 144	<b>53-0468</b>	3A0 615 116A	<b>22-0181-2</b>	1K0 698 151H	<b>22-0100-1</b>	26296-AA081	<b>22-0204-0</b>	55810-80G10	<b>22-0415-0</b>	
115 430 210	<b>23-0288</b>	3A0 615 116B	<b>22-0181-2</b>	1K0 698 151I	<b>22-0181-2</b>	26296-AA082	<b>22-0204-0</b>	55810-80G12	<b>22-0415-0</b>	
115 430 211	<b>23-0288</b>	3A0 698 151	<b>22-0181-2</b>	1K0 698 151J	<b>22-0181-2</b>	26296-AA120	<b>22-0135-0</b>	55810-80G13	<b>22-0415-0</b>	
115 430 212	<b>23-0471</b>	3A0 698 151A	<b>22-0181-2</b>	1K0 698 151K	<b>22-0181-2</b>	26296-AA121	<b>22-0135-0</b>	55810-83840	<b>22-0339-1</b>	
115430280	<b>22-0039-0</b>	3B0 615 301B	<b>23-0726C</b>	1K0 698 151L	<b>22-0181-2</b>	26296-AA142	<b>22-0135-0</b>	55810-84E00	<b>22-0339-1</b>	
1E0 698 451	<b>22-0100-1</b>	443 609 525	<b>53-0462</b>	1K0 698 151M	<b>22-0181-2</b>	26296-AA143	<b>22-0135-0</b>	55810-84E01	<b>22-0339-1</b>	
1E0 698 451G	<b>22-0100-1</b>	443 609 526	<b>53-0462</b>	1K0 698 151N	<b>22-0181-2</b>	26296-AC010	<b>22-0295-0</b>	7251-78170	<b>53-0</b>	

CROSS REFERENCES LIST

Ad. OE	METELLI ref.	Ad. OE	METELLI ref.	Ad. OE	METELLI ref.	Ad. OE	METELLI ref.	Ad. OE	METELLI ref.
<b>SUBARU</b>		53200-84E00	<b>53-0318</b>	55300-86820	<b>22-0168-0</b>	53200-81A01	<b>53-0154</b>	<b>TATA</b>	
		53200-86810	<b>53-0395</b>	55311-60B11	<b>23-0756</b>	53200-81A11	<b>53-0154</b>		
		53200-86G00	<b>53-0318</b>	55311-60B30	<b>23-0691</b>	53210-85200	<b>53-0394</b>		
7254-31290	<b>23-0254</b>	53200-M76G31	<b>53-0404</b>	55311-60B40	<b>23-0757</b>	53210-85201	<b>53-0394</b>	265442100107	<b>22-0174-1</b>
		53201-70A00	<b>53-0393</b>	55311-60B41	<b>23-0757</b>	53210-85206	<b>53-0394</b>	265442800128	<b>22-0174-1</b>
		53210-46A50	<b>53-0380</b>	55311-61G00	<b>23-0510</b>	53210-85250	<b>53-0394</b>	270242100165	<b>22-0168-0</b>
		53210-50A10	<b>53-0380</b>	55311-61G01	<b>23-0510</b>	53210-85260	<b>53-0394</b>	270242100185	<b>22-0168-0</b>
		53210-56B00	<b>53-0399</b>	55311-62J00	<b>23-0908</b>	53210-85270	<b>53-0394</b>	271942100114	<b>22-0782-0</b>
		53210-56B30	<b>53-0399</b>	55311-75F00	<b>23-0587</b>	55110-80000	<b>22-0097-0</b>	277942300121	<b>53-0037</b>
		53210-601310	<b>53-0398</b>	55311-79J01	<b>23-0895</b>	55110-80010	<b>22-0097-0</b>	TT0029999	<b>22-0174-1</b>
		53210-60A00	<b>53-0397</b>	55311-80F00	<b>23-0691</b>	55110-80020	<b>22-0097-0</b>		
00000A00154	<b>22-0026-0</b>	53210-60A20	<b>53-0397</b>	55311-80F01	<b>23-0691</b>	55200-50FA0	<b>22-0438-0</b>		
00000A00155	<b>53-0475</b>	53210-60B00	<b>53-0395</b>	55311-80G00	<b>23-0586</b>	55200-62874	<b>22-0438-0</b>		
00000A00156	<b>53-0475</b>	53210-60B10	<b>53-0398</b>	55311-80G02	<b>23-0586</b>	55200-70810	<b>22-0097-0</b>		
00000A00899	<b>53-0475</b>	53210-70C10	<b>53-0037</b>	55311-83E00	<b>23-0603</b>	55200-70820	<b>22-0087-0</b>		
00000A00906	<b>22-0026-0</b>	53210-82030	<b>53-0391</b>	55311-84E01	<b>23-0839</b>	55200-81A31	<b>22-0097-0</b>		
00000A01220	<b>53-0475</b>	53210-82031	<b>53-0391</b>	55311-86G02	<b>23-0839</b>	55210-78450	<b>22-0087-0</b>		
43500-80810	<b>18-0265</b>	53210-83040	<b>53-0392</b>	55311-M72F00	<b>23-0691</b>	55210-78460	<b>22-0087-0</b>		
43500-83810	<b>18-0263</b>	53210-83041	<b>53-0392</b>	55511-80000	<b>23-0221</b>	55210-84500	<b>22-0087-0</b>		
43511-50G50	<b>18-0345</b>	53210-84010	<b>53-0380</b>	55511-82000	<b>23-0756</b>	55210-M84500	<b>22-0087-0</b>		
43511-52D00	<b>18-0386</b>	53210-86000	<b>53-0391</b>	55511-82001	<b>23-0756</b>	55311-60B11	<b>23-0756</b>		
43511-60A10	<b>18-0339</b>	53210-86040	<b>53-0391</b>	55511-86030	<b>23-0758</b>	55511-82000	<b>23-0756</b>		
43511-60AB0	<b>18-0339</b>	53800-50800	<b>53-0380</b>	55511-86031	<b>23-0758</b>	55511-82001	<b>23-0756</b>		
43511-60B00	<b>18-0344</b>	53800-60800	<b>53-0396</b>	55511-M82000	<b>23-0756</b>	55511-M82000	<b>23-0756</b>		
43511-60G00	<b>18-0385</b>	53800-M70F10	<b>53-0380</b>	55511-M82010	<b>23-0756</b>	55511-M82010	<b>23-0756</b>		
43511-60G10	<b>18-0385</b>	53830-60F90	<b>53-0380</b>	55611-64B00	<b>23-0755</b>	55810-76A01	<b>22-0415-0</b>		
43511-62B00	<b>18-0343</b>	55110-80000	<b>22-0097-0</b>	55611-64B01	<b>23-0755</b>	55810-80G01	<b>22-0415-0</b>		
43511-75F02	<b>18-0387</b>	55110-80010	<b>22-0097-0</b>	55611-64B02	<b>23-0755</b>	55810-80G02	<b>22-0415-0</b>		
43511-77E00	<b>18-0346</b>	55110-80020	<b>22-0097-0</b>	55800-60G60	<b>22-0248-0</b>	55810-80G10	<b>22-0415-0</b>		
43511-77EA0	<b>18-0346</b>	55200-50J01	<b>22-0765-0</b>	55800-60J00	<b>22-0733-0</b>	55810-80G12	<b>22-0415-0</b>		
43511-80001	<b>18-0264</b>	55200-50J02	<b>22-0765-0</b>	55800-60J10	<b>22-0733-0</b>	55810-80G13	<b>22-0415-0</b>		
43511-83002	<b>18-0263</b>	55200-56831	<b>22-0136-0</b>	55800-61G50	<b>22-0248-0</b>				
43511-83003	<b>18-0263</b>	55200-56870	<b>22-0136-0</b>	55800-61G60	<b>22-0248-0</b>				
43511-83810	<b>18-0263</b>	55200-60811	<b>22-0116-0</b>	55800-61G70	<b>22-0248-0</b>				
43511-83E00	<b>18-0370</b>	55200-60821	<b>22-0116-0</b>	55800-64820	<b>22-0169-0</b>				
43511-83E50	<b>18-0371</b>	55200-61832	<b>22-0417-0</b>	55800-77K00	<b>22-0612-0</b>				
43511-A60A00	<b>18-0266</b>	55200-61870	<b>22-0116-0</b>	55800-80J01	<b>22-0173-0</b>				
43511-A83003R	<b>18-0264</b>	55200-61880	<b>22-0168-0</b>	55810-54G30	<b>22-0437-0</b>				
52200-70820	<b>53-0390</b>	55200-62810	<b>22-0230-1</b>	55810-54G50	<b>22-0437-0</b>				
52200-80840	<b>53-0390</b>	55200-62851	<b>22-0416-0</b>	55810-54G61	<b>22-0437-0</b>				
52210-77300	<b>53-0390</b>	55200-63810	<b>22-0116-0</b>	55810-62J00	<b>22-0485-1</b>				
52210-77301	<b>53-0390</b>	55200-65D00	<b>22-0249-0</b>	55810-62J01	<b>22-0485-1</b>				
52210-77370	<b>53-0390</b>	55200-65D01	<b>22-0249-0</b>	55810-62J20	<b>22-0485-1</b>				
52210-77370	<b>53-0390</b>	55200-65D10	<b>22-0249-0</b>	55810-64G00	<b>22-0436-0</b>				
52210-79240	<b>53-0390</b>	55200-65D11	<b>22-0249-0</b>	55810-64G01	<b>22-0436-0</b>				
52210-79241	<b>53-0390</b>	55200-65D21	<b>22-0249-0</b>	55810-64G02	<b>22-0436-0</b>				
52210-79260	<b>53-0390</b>	55200-65D30	<b>22-0249-0</b>	55810-64G11	<b>22-0436-0</b>				
52210-80040	<b>53-0390</b>	55200-65D31	<b>22-0249-0</b>	55810-75F00	<b>22-0419-0</b>				
52210-85400	<b>53-0390</b>	55200-65D50	<b>22-0249-0</b>	55810-75F10	<b>22-0419-0</b>				
53200-52D00	<b>53-0405</b>	55200-65J00	<b>22-0766-0</b>	55810-76A01	<b>22-0415-0</b>				
53200-52D10	<b>53-0405</b>	55200-65J01	<b>22-0766-0</b>	55810-76G03	<b>22-0439-0</b>				
53200-52D20	<b>53-0405</b>	55200-65J10	<b>22-0766-0</b>	55810-79J00	<b>22-0702-0</b>				
53200-56810	<b>53-0399</b>	55200-65J11	<b>22-0766-0</b>	55810-80G01	<b>22-0415-0</b>				
53200-56821	<b>53-0399</b>	55200-70810	<b>22-0097-0</b>	55810-80G02	<b>22-0415-0</b>				
53200-60812	<b>53-0399</b>	55200-70820	<b>22-0087-0</b>	55810-80G10	<b>22-0415-0</b>				
53200-60820	<b>53-0395</b>	55200-77E00	<b>22-0249-0</b>	55810-80G12	<b>22-0415-0</b>				
53200-60821	<b>53-0398</b>	55200-80E10	<b>22-0418-0</b>	55810-80G13	<b>22-0415-0</b>				
53200-60841	<b>53-0037</b>	55200-81A31	<b>22-0097-0</b>	55810-83840	<b>22-0339-1</b>				
53200-60880	<b>53-0402</b>	55200-82850	<b>22-0416-0</b>	55810-83E00	<b>22-0339-0</b>				
53200-62J00	<b>53-0438</b>	55200-83810	<b>22-0420-0</b>	55810-84E00	<b>22-0339-1</b>				
53200-62J01	<b>53-0438</b>	55200-83820	<b>22-0420-0</b>	55810-84E01	<b>22-0339-1</b>				
53200-62J02	<b>53-0438</b>	55200-83830	<b>22-0420-0</b>	55870-60B90	<b>22-0417-0</b>				
53200-65D00	<b>53-0401</b>	55200-83840	<b>22-0339-1</b>	DD060-B3025	<b>53-0404</b>				
53200-65D01	<b>53-0401</b>	55200-86810	<b>22-0168-0</b>						
53200-65D10	<b>53-0401</b>	55200-86820	<b>22-0168-0</b>						
53200-65D11	<b>53-0401</b>	55210-50E20	<b>22-0367-0</b>						
53200-65J00	<b>53-0407</b>	55210-78450	<b>22-0087-0</b>						
53200-65J01	<b>53-0407</b>	55210-78460	<b>22-0087-0</b>						
53200-70800	<b>53-0393</b>	55210-82020	<b>22-0416-0</b>						
53200-70820	<b>53-0400</b>	55210-84500	<b>22-0087-0</b>						
53200-70821	<b>53-0400</b>	55210-M84500	<b>22-0087-0</b>						
53200-76G00	<b>53-0404</b>	55211-56B00	<b>23-0501</b>	52200-70820	<b>53-0390</b>				
53200-76G10	<b>53-0404</b>	55211-60A00	<b>23-0590</b>	52200-80840	<b>53-0390</b>				
53200-76G20	<b>53-0404</b>	55211-65D10	<b>23-0697</b>	52210-77300	<b>53-0390</b>				
53200-76G31	<b>53-0404</b>	55211-65D11	<b>23-0697</b>	52210-77301	<b>53-0390</b>				
53200-76G50	<b>53-0404</b>	55211-65D12	<b>23-0697</b>	52210-77370	<b>53-0390</b>				
53200-76G51	<b>53-0404</b>	55211-65J00	<b>23-0966</b>	52210-79240	<b>53-0390</b>				
53200-77810	<b>53-0403</b>	55211-80000	<b>23-0221</b>	52210-79241	<b>53-0390</b>				
53200-77811	<b>53-0403</b>	55211-80040	<b>53-0390</b>	52210-79260	<b>53-0390</b>				
53200-79J00	<b>53-0096</b>	55200-85400	<b>53-0390</b>	52210-80040	<b>53-0390</b>				
53200-80830	<b>53-0392</b>	55200-50800	<b>53-0394</b>	52210-85400	<b>53-0390</b>				
53200-80EC0	<b>53-0406</b>	55200-80850	<b>53-0394</b>	53200-50800	<b>53-0394</b>				
53200-81A01	<b>53-0154</b>	55200-80870	<b>53-0394</b>	53200-80850	<b>53-0394</b>				
53200-81A11	<b>53-0154</b>			53200-80870	<b>53-0394</b>				
				<b>SUZUKI LCV</b>					
						0013545800	<b>53-0475</b>		
						12915014	<b>23-0033</b>		
						13557400	<b>53-0340</b>		
						15760314	<b>23-0031</b>		
						17489500	<b>53-0475</b>		
						17582600	<b>53-0340</b>		
						17591600	<b>53-0475</b>		
						17737614	<b>23-0033</b>		
						17740314	<b>23-0031</b>		
						2540.7214	<b>23-0068</b>		
						4245.57	<b>22-0084-0</b>		
						4246.42	<b>23-0025</b>		
						4246.61	<b>23-0048</b>		
						4246.63	<b>23-0018</b>		
						4247.22	<b>18-0013</b>		
						424887	<b>22-0005-4</b>		
						424891	<b>22-0002-1</b>		
						424893	<b>22-0020-0</b>		
						4250.07	<b>22-0015-0</b>		
						4250.16	<b>22-0021-5</b>		
						4250.20	<b>22-0021-0</b>		
						425005	<b>22-0003-0</b>		



Ad. OE	METELLI ref.	Ad. OE	METELLI ref.	Ad. OE	METELLI ref.	Ad. OE	METELLI ref.	Ad. OE	METELLI ref.
<b>TOYOTA</b>		04466-0D010	<b>22-0556-1</b>	04491-32160	<b>22-0067-0</b>	04495-12110	<b>53-0448</b>	04495-60030	<b>53-0415</b>
		04466-12110	<b>22-0161-2</b>	04491-32170	<b>22-0067-0</b>	04495-12111	<b>53-0448</b>	04495-60031	<b>53-0415</b>
		04466-12130	<b>22-0746-0</b>	04491-32171	<b>22-0067-0</b>	04495-12140	<b>53-0424</b>	04495-60051	<b>53-0415</b>
04465-2B040	<b>22-0614-0</b>	04466-17030	<b>22-0754-0</b>	04491-32180	<b>22-0108-0</b>	04495-12141	<b>53-0424</b>	04495-60060	<b>53-0415</b>
04465-30021	<b>22-0490-0</b>	04466-17050	<b>22-0754-0</b>	04491-32240	<b>22-0067-0</b>	04495-12170	<b>53-0422</b>	04495-60070	<b>53-0415</b>
04465-32170	<b>22-0067-0</b>	04466-18010	<b>22-0445-0</b>	04491-32241	<b>22-0067-0</b>	04495-12171	<b>53-0422</b>	04495-87402	<b>53-0434</b>
04465-32220	<b>22-0614-0</b>	04466-20090	<b>22-0424-0</b>	04491-32340	<b>22-0067-0</b>	04495-12181	<b>53-0424</b>	04495-97201	<b>53-0435</b>
04465-33040	<b>22-0149-0</b>	04466-20100	<b>22-0161-0</b>	04491-33010	<b>22-0149-0</b>	04495-12210	<b>53-0433</b>	04495-97204	<b>53-0435</b>
04465-33050	<b>22-0149-0</b>	04466-20130	<b>22-0449-0</b>	04491-33011	<b>22-0149-0</b>	04495-12220	<b>53-0417</b>	04495-B4050	<b>53-0434</b>
04465-33070	<b>22-0167-0</b>	04466-28010	<b>22-0426-0</b>	04491-33030	<b>22-0149-0</b>	04495-12240	<b>53-0422</b>	04497-12010	<b>53-0409</b>
04465-33120	<b>22-0429-0</b>	04466-28011	<b>22-0426-0</b>	04491-33040	<b>22-0167-0</b>	04495-14000	<b>53-0408</b>	04497-12011	<b>53-0409</b>
04465-33130	<b>22-0429-0</b>	04466-28020	<b>22-0426-0</b>	04491-33041	<b>22-0167-0</b>	04495-14010	<b>53-0409</b>	04497-12030	<b>53-0409</b>
04465-33150	<b>22-0429-0</b>	04466-28040	<b>22-0428-0</b>	04491-33042	<b>22-0167-0</b>	04495-14011	<b>53-0408</b>	04497-12031	<b>53-0409</b>
04465-33180	<b>22-0429-0</b>	04466-28050	<b>22-0428-0</b>	04491-33060	<b>22-0149-0</b>	04495-14030	<b>53-0408</b>	04497-12040	<b>53-0409</b>
04465-33230	<b>22-0429-0</b>	04466-28070	<b>22-0428-0</b>	04491-33080	<b>22-0149-0</b>	04495-14031	<b>53-0408</b>	04497-12041	<b>53-0409</b>
04465-33240	<b>22-0751-0</b>	04466-28110	<b>22-0451-0</b>	04491-35063	<b>22-0227-0</b>	04495-20030	<b>53-0408</b>	04497-12110	<b>53-0433</b>
04465-33250	<b>22-0751-0</b>	04466-32030	<b>22-0752-0</b>	04491-35070	<b>22-0109-0</b>	04495-20031	<b>53-0408</b>	04497-14010	<b>53-0408</b>
04465-33260	<b>22-0751-0</b>	04466-33090	<b>22-0753-0</b>	04491-35071	<b>22-0109-0</b>	04495-20050	<b>53-0408</b>	04497-14011	<b>53-0408</b>
04465-35040	<b>22-0129-0</b>	04466-33100	<b>22-0753-0</b>	04491-35080	<b>22-0109-0</b>	04495-20051	<b>53-0408</b>	04497-14020	<b>53-0408</b>
04465-35080	<b>22-0129-0</b>	04466-33130	<b>22-0753-0</b>	04491-35160	<b>22-0129-0</b>	04495-20080	<b>53-0408</b>	04497-14021	<b>53-0408</b>
04465-35250	<b>22-0454-0</b>	04466-33160	<b>22-0749-0</b>	04491-35200	<b>22-0227-0</b>	04495-20090	<b>53-0417</b>	04497-14030	<b>53-0408</b>
04465-35290	<b>22-0454-0</b>	04466-42010	<b>22-0431-0</b>	04491-35241	<b>22-0282-0</b>	04495-20091	<b>53-0417</b>	04497-20010	<b>53-0408</b>
04465-42010	<b>22-0149-0</b>	04466-42020	<b>22-0431-0</b>	04491-50020	<b>22-0167-0</b>	04495-20092	<b>53-0417</b>	04497-20011	<b>53-0408</b>
04465-42011	<b>22-0149-0</b>	04466-42030	<b>22-0431-0</b>	04491-50060	<b>22-0108-0</b>	04495-20100	<b>53-0417</b>	04497-20012	<b>53-0408</b>
04465-42012	<b>22-0149-0</b>	04466-42040	<b>22-0431-0</b>	04491-60010	<b>22-0109-0</b>	04495-20101	<b>53-0417</b>	04497-20031	<b>53-0408</b>
04465-42050	<b>22-0149-0</b>	04466-42050	<b>22-0431-0</b>	04491-60040	<b>22-0109-0</b>	04495-20120	<b>53-0417</b>	04497-20061	<b>53-0408</b>
04465-42070	<b>22-0430-0</b>	04466-42060	<b>22-0749-0</b>	04491-60050	<b>22-0109-0</b>	04495-20121	<b>53-0417</b>	04497-20070	<b>53-0417</b>
04465-42071	<b>22-0430-0</b>	04466-52010	<b>22-0424-0</b>	04491-60080	<b>22-0129-0</b>	04495-20150	<b>53-0417</b>	04497-20071	<b>53-0417</b>
04465-42080	<b>22-0430-0</b>	04466-52020	<b>22-0424-0</b>	04491-60110	<b>22-0152-0</b>	04495-22030	<b>53-0408</b>	04497-20072	<b>53-0417</b>
04465-42110	<b>22-0430-0</b>	04466-52030	<b>22-0424-0</b>	04491-60150	<b>22-0153-0</b>	04495-22031	<b>53-0408</b>	04497-20080	<b>53-0417</b>
04465-42130	<b>22-0430-0</b>	04466-52040	<b>22-0424-0</b>	04491-60160	<b>22-0153-0</b>	04495-22040	<b>53-0408</b>	04497-20081	<b>53-0417</b>
04465-42140	<b>22-0748-0</b>	04466-52050	<b>22-0424-0</b>	04491-60170	<b>22-0153-0</b>	04495-26040	<b>53-0413</b>	04497-20090	<b>53-0417</b>
04465-42150	<b>22-0748-0</b>	04466-52060	<b>22-0424-0</b>	04491-60180	<b>22-0153-0</b>	04495-26041	<b>53-0413</b>	04497-20091	<b>53-0417</b>
04465-42160	<b>22-0747-0</b>	04466-52120	<b>22-0746-0</b>	04492-17010	<b>22-0754-0</b>	04495-26050	<b>53-0421</b>	04497-20100	<b>53-0417</b>
04465-44060	<b>22-0427-0</b>	04466-60010	<b>22-0432-0</b>	04492-20010	<b>22-0161-1</b>	04495-26051	<b>53-0421</b>	04497-22040	<b>53-0408</b>
04465-44090	<b>22-0427-0</b>	04466-60020	<b>22-0432-0</b>	04492-20051	<b>22-0161-1</b>	04495-26060	<b>53-0421</b>	04497-22041	<b>53-0408</b>
04465-44100	<b>22-0427-0</b>	04466-60030	<b>22-0453-0</b>	04492-20090	<b>22-0161-0</b>	04495-26061	<b>53-0421</b>	04497-22050	<b>53-0408</b>
04465-47030	<b>22-0423-0</b>	04466-60070	<b>22-0453-0</b>	04492-20140	<b>22-0161-0</b>	04495-26080	<b>53-0416</b>	04497-27030	<b>53-0408</b>
04465-52010	<b>22-0423-0</b>	04466-60090	<b>22-0432-0</b>	04492-28020	<b>22-0426-0</b>	04495-26091	<b>53-0416</b>	04497-32010	<b>53-0417</b>
04465-52011	<b>22-0423-0</b>	04466-60280	<b>22-0822-0</b>	04492-60010	<b>22-0432-0</b>	04495-26121	<b>53-0416</b>	04497-32011	<b>53-0417</b>
04465-52021	<b>22-0423-0</b>	04466-YZC3	<b>22-0754-0</b>	04492-60020	<b>22-0432-0</b>	04495-26150	<b>53-0413</b>	04907-0D010	<b>53-0454</b>
04465-52022	<b>22-0423-0</b>	04466-YZC4	<b>22-0453-0</b>	04494-20101	<b>53-0408</b>	04495-27041	<b>53-0408</b>	40203-16020	<b>18-0111</b>
04465-52070	<b>22-0292-0</b>	04466-YZC5	<b>22-0161-2</b>	04494-60020	<b>53-0411</b>	04495-27050	<b>53-0408</b>	42403-10020	<b>18-0123</b>
04465-52100	<b>22-0423-0</b>	04491-10101	<b>22-0234-0</b>	04495-01030	<b>53-0423</b>	04495-27051	<b>53-0408</b>	42403-10060	<b>18-0123</b>
04465-52140	<b>22-0292-0</b>	04491-10131	<b>22-0422-0</b>	04495-02020	<b>53-0432</b>	04495-28061	<b>53-0410</b>	42403-16020	<b>18-0111</b>
04465-52200	<b>22-0745-0</b>	04491-10141	<b>22-0422-0</b>	04495-02070	<b>53-0446</b>	04495-28080	<b>53-0410</b>	42403-19015	<b>18-0123</b>
04465-52260	<b>22-0745-0</b>	04491-12081	<b>22-0440-0</b>	04495-02120	<b>53-0446</b>	04495-28100	<b>53-0434</b>	42403-19075	<b>18-0123</b>
04465-52270	<b>22-0820-0</b>	04491-12142	<b>22-0228-0</b>	04495-02180	<b>53-0446</b>	04495-30050	<b>53-0410</b>	42403-19085	<b>18-0123</b>
04465-60010	<b>22-0432-0</b>	04491-12440	<b>22-0108-0</b>	04495-02190	<b>53-0446</b>	04495-30060	<b>53-0410</b>	42431-01020	<b>18-0116</b>
04465-60020	<b>22-0153-0</b>	04491-12590	<b>22-0166-0</b>	04495-05010	<b>53-0432</b>	04495-30070	<b>53-0410</b>	42431-02070	<b>23-0634</b>
04465-60050	<b>22-0152-0</b>	04491-12650	<b>22-0149-0</b>	04495-05020	<b>53-0430</b>	04495-32010	<b>53-0417</b>	42431-02080	<b>23-0635</b>
04465-60110	<b>22-0153-0</b>	04491-14140	<b>22-0425-0</b>	04495-05040	<b>53-0443</b>	04495-32011	<b>53-0417</b>	42431-02081	<b>23-0635</b>
04465-60150	<b>22-0452-0</b>	04491-17110	<b>22-0444-0</b>	04495-0D010	<b>53-0438</b>	04495-32030	<b>53-0417</b>	42431-02100	<b>18-0378</b>
04465-60170	<b>22-0452-0</b>	04491-17170	<b>22-0166-0</b>	04495-0D020	<b>53-0438</b>	04495-32031	<b>53-0417</b>	42431-04010	<b>18-0112</b>
04465-60210	<b>22-0454-0</b>	04491-20361	<b>22-0441-0</b>	04495-0F010	<b>53-0453</b>	04495-35031	<b>53-0413</b>	42431-04020	<b>18-0121</b>
04465-60220	<b>22-0452-0</b>	04491-20680	<b>22-0067-0</b>	04495-0H010	<b>53-0438</b>	04495-35051	<b>53-0413</b>	42431-05020	<b>18-0109</b>
04465-60230	<b>22-0452-0</b>	04491-20880	<b>22-0149-0</b>	04495-0K010	<b>53-0416</b>	04495-35052	<b>53-0413</b>	42431-05040	<b>23-0856</b>
04465-60240	<b>22-0452-0</b>	04491-20890	<b>22-0149-0</b>	04495-0K060	<b>53-0416</b>	04495-35090	<b>53-0413</b>	42431-0D010	<b>18-0356</b>
04465-60270	<b>22-0454-0</b>	04491-22370	<b>22-0149-0</b>	04495-0K100	<b>53-0416</b>	04495-35100	<b>53-0413</b>	42431-0D060	<b>23-0947</b>
04465-60280	<b>22-0821-0</b>	04491-25020	<b>22-0755-0</b>	04495-10070	<b>53-0420</b>	04495-35101	<b>53-0413</b>	42431-0F010	<b>23-0771</b>
04465-YZZ56	<b>22-0227-0</b>	04491-26270	<b>22-0434-0</b>	04495-10071	<b>53-0420</b>	04495-35120	<b>53-0413</b>	42431-0H010	<b>18-0383</b>
04465-YZZ57	<b>22-0129-0</b>	04491-26320	<b>22-0434-0</b>	04495-10080	<b>53-0420</b>	04495-35121	<b>53-0413</b>	42431-10040	<b>18-0127</b>
04465-YZZAD	<b>22-0434-0</b>	04491-26340	<b>22-0434-0</b>	04495-10110	<b>53-0420</b>	04495-35122	<b>53-0413</b>	42431-12020	<b>18-0126</b>
04465-YZZAE	<b>22-0422-0</b>	04491-28220	<b>22-0281-0</b>	04495-10120	<b>53-0425</b>	04495-35150	<b>53-0421</b>	42431-12021	<b>18-0126</b>
04465-YZZAF	<b>22-0129-0</b>	04491-2B060	<b>22-0167-0</b>	04495-11060	<b>53-0409</b>	04495-35151	<b>53-0421</b>	42431-12050	<b>18-0126</b>
04465-YZZAG	<b>22-0067-0</b>	04491-30101	<b>22-0490-0</b>	04495-11061	<b>53-0409</b>	04495-35230	<b>53-0421</b>	42431-12090	<b>23-0648</b>
04465-YZZAL	<b>22-0153-0</b>	04491-32020	<b>22-0108-0</b>	04495-12010	<b>53-0409</b>	04495-40021	<b>53-0410</b>	42431-12110	<b>18-0126</b>
04465-YZZAM	<b>22-0167-0</b>	04491-3203							

CROSS REFERENCES LIST



Ad. OE	METELLI ref.	Ad. OE	METELLI ref.	Ad. OE	METELLI ref.	Ad. OE	METELLI ref.	Ad. OE	METELLI ref.
<b>TOYOTA</b>		43512-42010	<b>23-0509</b>	04465-35080	<b>22-0129-0</b>	04495-35121	<b>53-0413</b>	131 405 615A	<b>18-0210</b>
		43512-42030	<b>23-0801</b>	04465-35160	<b>22-0457-0</b>	04495-35122	<b>53-0413</b>	131 609 237B	<b>53-0459</b>
		43512-42031	<b>23-0801</b>	04465-35220	<b>22-0433-0</b>	04495-35150	<b>53-0421</b>	131 609 237C	<b>53-0459</b>
42431-28090	<b>23-0802</b>	43512-42050	<b>23-0946</b>	04465-35260	<b>22-0242-0</b>	04495-35151	<b>53-0421</b>	131 698 237CX	<b>53-0459</b>
42431-32020	<b>18-0119</b>	43512-52020	<b>23-0552</b>	04465-YZZAD	<b>22-0434-0</b>	04495-35200	<b>53-0428</b>	131 698 237QV	<b>53-0459</b>
42431-35080	<b>18-0112</b>	43512-52040	<b>23-0717</b>	04465-YZZAF	<b>22-0129-0</b>	04495-35230	<b>53-0421</b>	131 698 537CX	<b>53-0458</b>
42431-35110	<b>18-0121</b>	43512-52050	<b>23-0552</b>	04491-26270	<b>22-0434-0</b>	04495-40021	<b>53-0410</b>	140 698 151B	<b>22-0206-2</b>
42431-35120	<b>18-0112</b>	43512-52120	<b>23-0944</b>	04491-26320	<b>22-0434-0</b>	04497-12010	<b>53-0409</b>	171 501 615A	<b>18-0187</b>
42431-35135	<b>18-0112</b>	43512-60040	<b>23-0364</b>	04491-26340	<b>22-0434-0</b>	04497-12011	<b>53-0409</b>	171 501 615B	<b>18-0191</b>
42431-35150	<b>18-0112</b>	43512-60150	<b>23-0968</b>	04491-28020	<b>22-0455-0</b>	04497-12030	<b>53-0409</b>	171 501 615C	<b>18-0191</b>
42431-35151	<b>18-0112</b>	43512-60151	<b>23-0968</b>	04491-28220	<b>22-0281-0</b>	04497-12031	<b>53-0409</b>	171 615 115A	<b>22-0045-0K</b>
42431-35180	<b>18-0121</b>	43512-69015	<b>23-0364</b>	04491-35063	<b>22-0227-0</b>	04497-12040	<b>53-0409</b>	171 698 151B	<b>22-0010-1</b>
42431-35200	<b>18-0121</b>	43512-69016	<b>23-0364</b>	04491-35070	<b>22-0109-0</b>	04497-12041	<b>53-0409</b>	171 698 151C	<b>22-0010-1</b>
42431-42040	<b>23-0803</b>	44060-20J25	<b>53-0415</b>	04491-35071	<b>22-0109-0</b>	04497-14010	<b>53-0408</b>	171 698 151D	<b>22-0010-1</b>
42431-42041	<b>23-0803</b>	46540-20020	<b>53-0444</b>	04491-35080	<b>22-0109-0</b>	04497-14011	<b>53-0408</b>	171 698 151E	<b>22-0010-0</b>
42431-47010	<b>18-0357</b>	46540-20030	<b>53-0444</b>	04491-35111	<b>22-0242-0</b>	04497-14020	<b>53-0408</b>	171 698 151F	<b>22-0045-1K</b>
42431-52020	<b>18-0107</b>	46540-20040	<b>53-0444</b>	04491-35160	<b>22-0129-0</b>	04497-14021	<b>53-0408</b>	171 698 151G	<b>22-0045-1K</b>
42431-52021	<b>18-0379</b>	46540-20050	<b>53-0444</b>	04491-35200	<b>22-0227-0</b>	04497-14030	<b>53-0408</b>	171 698 151H	<b>22-0010-1</b>
42431-52050	<b>23-0636</b>	46540-20060	<b>53-0444</b>	04491-60010	<b>22-0109-0</b>	04497-20010	<b>53-0408</b>	171 698 151K	<b>22-0010-1</b>
42431-60020	<b>18-0325</b>	46540-20070	<b>53-0444</b>	04491-60040	<b>22-0109-0</b>	04497-20011	<b>53-0408</b>	171 698 525AX	<b>53-0465</b>
42431-60040	<b>18-0124</b>	46540-20080	<b>53-0443</b>	04491-60050	<b>22-0109-0</b>	04497-20012	<b>53-0408</b>	171 698 525BX	<b>53-0465</b>
42431-60100	<b>18-0108</b>	46540-28010	<b>53-0439</b>	04491-60080	<b>22-0129-0</b>	04497-20031	<b>53-0408</b>	181 609 237B	<b>53-0459</b>
42431-60200	<b>23-0972</b>	46540-32020	<b>53-0443</b>	04494-20101	<b>53-0408</b>	04497-20061	<b>53-0408</b>	191 501 615A	<b>18-0202</b>
42431-60201	<b>23-0972</b>	46540-42020	<b>53-0450</b>	04495-0K010	<b>53-0416</b>	04497-22040	<b>53-0408</b>	191 501 615B	<b>18-0191</b>
43512-02070	<b>23-0637</b>	46540-44010	<b>53-0439</b>	04495-0K060	<b>53-0416</b>	04497-22041	<b>53-0408</b>	191 609 525	<b>53-0465</b>
43512-02080	<b>23-0638</b>	46540-50010	<b>53-0439</b>	04495-0K070	<b>53-0445</b>	04497-22050	<b>53-0408</b>	191 609 527	<b>53-0465</b>
43512-02180	<b>23-0979</b>	46540-60010	<b>53-0440</b>	04495-0K100	<b>53-0416</b>	04497-27030	<b>53-0408</b>	191 609 528	<b>53-0465</b>
43512-02190	<b>23-0978</b>	46540-60020	<b>53-0441</b>	04495-0K120	<b>53-0445</b>	42431-04010	<b>18-0112</b>	191 609 617	<b>18-0214</b>
43512-05010	<b>23-0447</b>	46540-60060	<b>53-0441</b>	04495-11060	<b>53-0409</b>	42431-04020	<b>18-0121</b>	191 609 617A	<b>18-0214</b>
43512-05020	<b>23-0647</b>	46550-20020	<b>53-0444</b>	04495-11061	<b>53-0409</b>	42431-26030	<b>18-0125</b>	191 615 601	<b>23-0117</b>
43512-05030	<b>23-0512</b>	46550-20030	<b>53-0444</b>	04495-12010	<b>53-0409</b>	42431-26070	<b>18-0125</b>	191 615 601B	<b>23-0117</b>
43512-05031	<b>23-0512</b>	46550-20040	<b>53-0444</b>	04495-12012	<b>53-0409</b>	42431-26071	<b>18-0125</b>	191 698 151	<b>22-0047-0K</b>
43512-05040	<b>23-0970</b>	46550-20050	<b>53-0444</b>	04495-12030	<b>53-0409</b>	42431-26080	<b>18-0326</b>	191 698 151A	<b>22-0047-0K</b>
43512-05050	<b>23-0854</b>	46550-20060	<b>53-0444</b>	04495-12050	<b>53-0409</b>	42431-26081	<b>18-0128</b>	191 698 151B	<b>22-0045-0K</b>
43512-05060	<b>23-0845</b>	46550-28010	<b>53-0439</b>	04495-12060	<b>53-0409</b>	42431-35080	<b>18-0112</b>	191 698 151C	<b>22-0045-1K</b>
43512-05070	<b>23-0854</b>	46550-33020	<b>53-0444</b>	04495-12061	<b>53-0409</b>	42431-35110	<b>18-0121</b>	191 698 151D	<b>22-0045-1K</b>
43512-0D050	<b>23-0717</b>	46550-44010	<b>53-0439</b>	04495-12070	<b>53-0408</b>	42431-35120	<b>18-0112</b>	191 698 151E	<b>22-0047-0K</b>
43512-0D060	<b>23-0879</b>	46550-50010	<b>53-0439</b>	04495-14000	<b>53-0408</b>	42431-35135	<b>18-0112</b>	191 698 151H	<b>22-0045-1K</b>
43512-0F010	<b>23-0772</b>	46550-60041	<b>53-0441</b>	04495-14010	<b>53-0409</b>	42431-35150	<b>18-0112</b>	191 698 151K	<b>22-0045-1K</b>
43512-0H010	<b>23-0834</b>	46550-60070	<b>53-0441</b>	04495-14011	<b>53-0408</b>	42431-35151	<b>18-0112</b>	191 698 451	<b>22-0100-0</b>
43512-10040	<b>23-0149</b>	46580-60060	<b>53-0441</b>	04495-14030	<b>53-0408</b>	42431-35180	<b>18-0121</b>	191 698 451A	<b>22-0100-0</b>
43512-10050	<b>23-0149</b>	46590-20020	<b>53-0444</b>	04495-14031	<b>53-0408</b>	42431-35200	<b>18-0121</b>	191 698 451C	<b>22-0100-0</b>
43512-10070	<b>23-0290</b>	46590-20030	<b>53-0444</b>	04495-20030	<b>53-0408</b>	43512-26040	<b>23-0716</b>	191 698 451D	<b>22-0100-0</b>
43512-10090	<b>23-0259</b>	46590-20040	<b>53-0444</b>	04495-20031	<b>53-0408</b>	43512-28050	<b>23-0223</b>	193 609 537C	<b>53-0459</b>
43512-12060	<b>23-0089</b>	46590-20050	<b>53-0444</b>	04495-20050	<b>53-0408</b>	43512-35170	<b>23-0716</b>	1E0 698 451	<b>22-0100-1</b>
43512-12100	<b>23-0150</b>	46590-20060	<b>53-0444</b>	04495-20051	<b>53-0408</b>	43512-35180	<b>23-0716</b>	1E0 698 451A	<b>22-0100-0</b>
43512-12110	<b>23-0150</b>	46590-28010	<b>53-0439</b>	04495-20080	<b>53-0408</b>	43512-35190	<b>23-0642</b>	1E0 698 451G	<b>22-0100-1</b>
43512-12160	<b>23-0222</b>	46590-33020	<b>53-0444</b>	04495-22030	<b>53-0408</b>	43512-35260	<b>23-0716</b>	1GD 698 151	<b>22-0045-1K</b>
43512-12230	<b>23-0662</b>	46590-44010	<b>53-0439</b>	04495-22031	<b>53-0408</b>	47610-12050	<b>53-0409</b>	1H0 501 615A	<b>18-0202</b>
43512-12250	<b>23-0435</b>	46590-50010	<b>53-0439</b>	04495-22040	<b>53-0408</b>	47610-12070	<b>53-0409</b>	1H0 609 525	<b>53-0468</b>
43512-12310	<b>23-0258</b>	47610-12050	<b>53-0409</b>	04495-26020	<b>53-0414</b>	47610-14010	<b>53-0408</b>	1H0 609 526	<b>53-0468</b>
43512-12440	<b>23-0435</b>	47610-12070	<b>53-0409</b>	04495-26040	<b>53-0413</b>	47610-14030	<b>53-0408</b>	1H0 609 528	<b>53-0468</b>
43512-12490	<b>23-0258</b>	47610-14010	<b>53-0408</b>	04495-26041	<b>53-0413</b>	47620-12030	<b>53-0409</b>	1H0 615 301A	<b>23-0242</b>
43512-12500	<b>23-0662</b>	47610-14030	<b>53-0408</b>	04495-26050	<b>53-0421</b>	47620-12040	<b>53-0409</b>	1H0 698 151	<b>22-0045-1K</b>
43512-12550	<b>23-0439</b>	47620-12030	<b>53-0409</b>	04495-26051	<b>53-0421</b>	47620-14010	<b>53-0408</b>	1H0 698 151A	<b>22-0206-1</b>
43512-12670	<b>23-0945</b>	47620-12040	<b>53-0409</b>	04495-26060	<b>53-0421</b>	47620-14020	<b>53-0408</b>	1H0 698 151B	<b>22-0206-2</b>
43512-13020	<b>23-0639</b>	47620-14010	<b>53-0408</b>	04495-26061	<b>53-0421</b>	47620-22040	<b>53-0408</b>	1H0 698 451	<b>22-0100-1</b>
43512-13021	<b>23-0639</b>	47620-14020	<b>53-0408</b>	04495-26080	<b>53-0416</b>	47620-27050	<b>53-0408</b>	1H0 698 451A	<b>22-0100-1</b>
43512-13022	<b>23-0639</b>	47620-20230	<b>53-0417</b>	04495-26091	<b>53-0416</b>	47630-27010	<b>53-0408</b>	1H0 698 451B	<b>22-0100-0</b>
43512-13030	<b>23-0640</b>	47620-22040	<b>53-0408</b>	04495-26121	<b>53-0416</b>			1H0 698 451C	<b>22-0100-0</b>
43512-16020	<b>23-0172</b>	47620-27050	<b>53-0408</b>	04495-26130	<b>53-0426</b>			1H0 698 451D	<b>22-0100-1</b>
43512-17040	<b>23-0257</b>	47630-20190	<b>53-0417</b>	04495-26150	<b>53-0413</b>			1H0 698 451E	<b>22-0100-0</b>
43512-17070	<b>23-0257</b>	47630-27010	<b>53-0408</b>	04495-26180	<b>53-0428</b>			1H0 698 520	<b>53-0468</b>
43512-20030	<b>23-0148</b>	94840683	<b>53-0419</b>	04495-26190	<b>53-0428</b>			1H0 698 520X	<b>53-0468</b>
43512-20031	<b>23-0148</b>	94845061	<b>23-0715</b>	04495-26210	<b>53-0428</b>	110 698 151A	<b>22-0045-1K</b>	1H0 698 525	<b>53-0468</b>
43512-20032	<b>23-0148</b>			04495-2622	<b>53-0428</b>	111 405 615B	<b>18-0184</b>	1H0 698 525B	<b>53-0468</b>
43512-20080	<b>23-0715</b>			04495-27041	<b>53-0408</b>	111 698 051	<b>53-0458</b>	1H0 698 525V	<b>53-0468</b>
43512-20110	<b>23-0224</b>			04495-27050	<b>53-0408</b>	113 501 615G	<b>18-0185</b>	1H0 698 525X	<b>53-0468</b>
43512-20180	<b>23-0715</b>			04495-27051	<b>53-0408</b>	113 501 615J	<b>18-0185</b>	1HM 698 151	<b>22-0215-1</b>
43512-20260	<b>23-0363</b>			04495-28061</					

Ad. OE	METELLI ref.	Ad. OE	METELLI ref.	Ad. OE	METELLI ref.	Ad. OE	METELLI ref.	Ad. OE	METELLI ref.
<b>VOLKSWAGEN</b>		331 609 526	<b>53-0462</b>	6E0 609 526	<b>53-0465</b>	7L8 615 302	<b>23-0876</b>	8L0 615 601	<b>23-0695C</b>
		331 609 527F	<b>53-0462</b>	6E0 609 527	<b>53-0465</b>	7L8 615 601C	<b>23-0883</b>	8N0 615 301A	<b>23-0706C</b>
		331 609 528F	<b>53-0462</b>	6E0 615 301	<b>23-0526</b>	7M0 615 301E	<b>23-0403</b>	8N0 615 601B	<b>23-0695C</b>
1J0 615 301S	<b>23-0365</b>	357 501 615	<b>18-0192</b>	6E0 698 151	<b>22-0345-0</b>	7M0 615 301G	<b>23-0403</b>	8N0 698 151	<b>22-0181-2</b>
1J0 615 601	<b>23-0366</b>	357 609 525C	<b>53-0009</b>	6E0 698 525	<b>53-0468</b>	7M0 615 601A	<b>23-0404</b>	8N0 698 151A	<b>22-0181-4</b>
1J0 615 601C	<b>23-0366</b>	357 609 526C	<b>53-0009</b>	6N0 615 301	<b>23-0371</b>	7M0 615 601B	<b>23-0404</b>	8R 698 151A	<b>22-0211-1</b>
1J0 615 601D	<b>23-0742</b>	357 609 527E	<b>53-0009</b>	6N0 615 301C	<b>23-0372</b>	7M0 615 601C	<b>23-0404</b>	J04495-35122	<b>53-0413</b>
1J0 698 151	<b>22-0211-0</b>	357 609 528E	<b>53-0009</b>	6N0 615 301D	<b>23-0230</b>	7M0 698 151B	<b>22-0279-0</b>		
1J0 698 151A	<b>22-0211-1</b>	357 615 115A	<b>22-0050-2</b>	6N0 615 301E	<b>23-0529</b>	7M0 698 451	<b>22-0100-1</b>		
1J0 698 151B	<b>22-0211-1</b>	357 615 115B	<b>22-0050-2</b>	6N0 615 301F	<b>23-0372</b>	7M3 615 301	<b>23-0792</b>	<b>VOLKSWAGEN LCV</b>	
1J0 698 151C	<b>22-0211-1</b>	357 615 301	<b>23-0186</b>	6N0 615 601	<b>23-0117</b>	7M3 615 301A	<b>23-0736</b>		
1J0 698 151D	<b>22-0211-2</b>	357 615 601	<b>23-0117</b>	6N0 615 601A	<b>23-0528</b>	7M3 698 151	<b>22-0279-1</b>		
1J0 698 151E	<b>22-0211-2</b>	357 615 601A	<b>23-0312</b>	6N0 615 601B	<b>23-0528</b>	7M3 698 151A	<b>22-0551-0</b>	110 698 151A	<b>22-0045-1K</b>
1J0 698 151F	<b>22-0211-2</b>	357 615 601B	<b>23-0312</b>	6N0 698 151	<b>22-0206-0</b>	7M3 698 151B	<b>22-0550-0</b>	113 609 237	<b>53-0459</b>
1J0 698 151G	<b>22-0211-2</b>	357 698 151C	<b>22-0050-1</b>	6N0 698 151A	<b>22-0215-1</b>	7M3 698 451	<b>22-0100-3</b>	113 609 237A	<b>53-0459</b>
1J0 698 151J	<b>22-0211-1</b>	357 698 151D	<b>22-0050-0</b>	6N0 698 151B	<b>22-0215-1</b>	7M3 698 451B	<b>22-0100-3</b>	113 609 237B	<b>53-0459</b>
1J0 698 151K	<b>22-0181-4</b>	357 698 151E	<b>22-0215-1</b>	6N0 698 151C	<b>22-0206-0</b>	7M3 698 451C	<b>22-0100-3</b>	113 609 237C	<b>53-0459</b>
1J0 698 151L	<b>22-0181-2</b>	357 698 525CV	<b>53-0009</b>	6Q0 609 527A	<b>53-0468</b>	7M3 698 451D	<b>22-0346-2</b>	113 609 537C	<b>53-0459</b>
1J0 698 151M	<b>22-0181-4</b>	357 698 525CX	<b>53-0009</b>	6Q0 609 617	<b>18-0358</b>	810 698 151B	<b>22-0003-0</b>	113 609 538C	<b>53-0459</b>
1J0 698 451	<b>22-0100-1</b>	3A0 615 116A	<b>22-0181-2</b>	6Q0 615 301	<b>23-0614</b>	811 609 525	<b>53-0465</b>	113 698 537	<b>53-0459</b>
1J0 698 451B	<b>22-0100-1</b>	3A0 615 116B	<b>22-0181-2</b>	6Q0 615 301A	<b>23-0614</b>	811 609 525A	<b>53-0465</b>	113 698 537CX	<b>53-0459</b>
1J0 698 451C	<b>22-0100-1</b>	3A0 615 301	<b>23-0448</b>	6Q0 698 151	<b>22-0211-1</b>	811 609 525E	<b>53-0462</b>	113 698 537QV	<b>53-0459</b>
1J0 698 451D	<b>22-0100-1</b>	3A0 615 301A	<b>23-0448</b>	6Q0 698 151A	<b>22-0547-0</b>	811 609 526E	<b>53-0462</b>	113 698 537QX	<b>53-0459</b>
1J0 698 451E	<b>22-0100-1</b>	3A0 698 151	<b>22-0181-2</b>	6Q0 698 151B	<b>22-0206-3</b>	811 609 527	<b>53-0465</b>	131 609 237B	<b>53-0459</b>
1J0 698 451F	<b>22-0100-1</b>	3A0 698 151A	<b>22-0181-2</b>	6Q0 698 151C	<b>22-0547-1</b>	811 609 527A	<b>53-0465</b>	131 609 237C	<b>53-0459</b>
1J0 698 451G	<b>22-0100-1</b>	3B0 615 301B	<b>23-0726C</b>	6Q0 698 451	<b>22-0100-4</b>	811 609 527E	<b>53-0462</b>	131 698 237CX	<b>53-0459</b>
1J0 698 451J	<b>22-0100-1</b>	3C0 698 151	<b>22-0548-0</b>	6Q0 698 451B	<b>22-0100-4</b>	811 609 528E	<b>53-0462</b>	131 698 237QV	<b>53-0459</b>
1J0 698 451L	<b>22-0100-1</b>	3C0 698 151A	<b>22-0548-0</b>	6Q0 698 525	<b>53-0468</b>	811 615 301	<b>53-0462</b>	147 501 615A	<b>18-0200</b>
1J0 698 451M	<b>22-0100-1</b>	3C0 698 151B	<b>22-0548-0</b>	6Q0 698 525A	<b>53-0468</b>	811 698 525A	<b>53-0462</b>	171 501 615B	<b>18-0191</b>
1J0 698 451P	<b>22-0100-1</b>	3C0 698 451	<b>22-0553-0</b>	6U0 698 451	<b>53-0468</b>	811 698 525AV	<b>53-0462</b>	171 501 615C	<b>18-0191</b>
1J0 698 451S	<b>22-0100-1</b>	3C0 698 451A	<b>22-0553-0</b>	6U0 698 525	<b>53-0468</b>	811 698 525AX	<b>53-0462</b>	171 698 151F	<b>22-0045-1K</b>
1K0 615 301AA	<b>23-0840</b>	3C0 698 451B	<b>22-0806-0</b>	6U0 698 525A	<b>53-0468</b>	823 501 615B	<b>18-0191</b>	171 698 151G	<b>22-0045-1K</b>
1K0 615 301AB	<b>23-0851</b>	3C0 698 451C	<b>22-0806-0</b>	6U0 698 525AX	<b>53-0468</b>	823 615 301	<b>23-0054</b>	171 698 525AX	<b>53-0465</b>
1K0 615 301AC	<b>23-0733</b>	3D0 698 151B	<b>22-0774-1</b>	6X0 609 617	<b>18-0218</b>	823 698 151	<b>22-0010-0</b>	171 698 525BX	<b>53-0465</b>
1K0 615 301K	<b>23-0734</b>	3D0 698 451	<b>22-0554-1</b>	6X0 609 617A	<b>18-0219</b>	839 615 301	<b>23-0053</b>	181 609 237B	<b>53-0459</b>
1K0 615 301M	<b>23-0851</b>	3D0 698 451A	<b>22-0554-1</b>	6X0 698 451	<b>22-0100-1</b>	839 615 301E	<b>23-0053</b>	191 501 615A	<b>18-0202</b>
1K0 615 301S	<b>23-0733</b>	411 698 151	<b>22-0003-0</b>	6X0 698 451A	<b>22-0100-1</b>	839 698 151	<b>22-0010-1</b>	191 501 615B	<b>18-0191</b>
1K0 615 301T	<b>23-0734</b>	411 698 151B	<b>22-0003-0</b>	6Y0 698 525	<b>53-0468</b>	841 501 615A	<b>18-0188</b>	191 609 525	<b>53-0465</b>
1K0 615 601K	<b>23-0724</b>	411 698 151C	<b>22-0003-0</b>	701 698 151F	<b>22-0163-1</b>	841 615 301	<b>23-0170</b>	191 609 527	<b>53-0465</b>
1K0 615 601L	<b>23-0725</b>	431 698 525X	<b>53-0008</b>	7D0 615 601A	<b>23-0767</b>	841 615 301B	<b>23-0170</b>	191 609 528	<b>53-0465</b>
1K0 615 601M	<b>23-0852</b>	443 609 525	<b>53-0462</b>	7D0 615 601C	<b>23-0767</b>	861 615 301	<b>23-0055</b>	191 698 151C	<b>22-0045-1K</b>
1K0 698 151	<b>22-0548-0</b>	443 609 525A	<b>53-0008</b>	7D0 698 451B	<b>22-0346-2</b>	861 615 301B	<b>23-0055</b>	191 698 151D	<b>22-0045-1K</b>
1K0 698 151A	<b>22-0211-2</b>	443 609 526	<b>53-0462</b>	7D0 698 451F	<b>22-0346-2</b>	861 698 151	<b>22-0010-0</b>	191 698 151H	<b>22-0045-1K</b>
1K0 698 151B	<b>22-0549-2</b>	443 609 527	<b>53-0462</b>	7H0 615 301D	<b>23-0773C</b>	861 698 151A	<b>22-0010-0</b>	191 698 151K	<b>22-0045-1K</b>
1K0 698 151C	<b>22-0548-0</b>	443 609 528	<b>53-0462</b>	7H0 698 151B	<b>22-0552-0</b>	867 609 525	<b>53-0465</b>	193 609 537C	<b>53-0459</b>
1K0 698 151E	<b>22-0548-0</b>	443 609 528A	<b>53-0009</b>	7H0 698 151C	<b>22-0552-1</b>	867 609 527	<b>53-0465</b>	1GD 698 151	<b>22-0045-1K</b>
1K0 698 151F	<b>22-0211-2</b>	443 698 525	<b>53-0008</b>	7H0 698 451B	<b>22-0554-0</b>	867 615 109A	<b>22-0045-2K</b>	1H0 501 615A	<b>18-0202</b>
1K0 698 451	<b>22-0553-0</b>	443 698 525AX	<b>53-0008</b>	7L0 698 151	<b>22-0653-0</b>	867 698 151	<b>22-0045-2K</b>	1H0 609 525	<b>53-0468</b>
1K0 698 451A	<b>22-0100-5</b>	443 698 525BX	<b>53-0009</b>	7L0 698 151A	<b>22-0654-0</b>	867 698 525V	<b>53-0465</b>	1H0 609 526	<b>53-0468</b>
1K0 698 451B	<b>22-0553-0</b>	443 698 525CX	<b>53-0009</b>	7L0 698 151C	<b>22-0654-0</b>	867 698 525X	<b>53-0465</b>	1H0 609 528	<b>53-0468</b>
1K0 698 451C	<b>22-0100-1</b>	443 698 525X	<b>53-0462</b>	7L0 698 151E	<b>22-0654-0</b>	867 698 526V	<b>53-0465</b>	1H0 698 151	<b>22-0045-1K</b>
1K0 698 451D	<b>22-0553-0</b>	4A0 615 301C	<b>23-0262C</b>	7L0 698 151F	<b>22-0653-0</b>	867 698 527V	<b>53-0465</b>	1H0 698 520	<b>53-0468</b>
1K0 698 451E	<b>22-0553-0</b>	4A0 615 301D	<b>23-0262C</b>	7L0 698 151G	<b>22-0654-0</b>	867 698 528V	<b>53-0465</b>	1H0 698 520X	<b>53-0468</b>
1K0 698 451F	<b>22-0553-0</b>	4A0 615 301E	<b>23-0262C</b>	7L0 698 151H	<b>22-0653-0</b>	891 698 151	<b>22-0010-0</b>	1H0 698 525	<b>53-0468</b>
1K0 698 451G	<b>22-0553-0</b>	4A0 615 601A	<b>23-0395C</b>	7L0 698 451	<b>22-0655-0</b>	8A0 609 525B	<b>53-0009</b>	1H0 698 525B	<b>53-0468</b>
1K0 698 451H	<b>22-0553-0</b>	4B0 615 301A	<b>23-0726C</b>	7L0 698 451A	<b>22-0655-0</b>	8A0 609 526B	<b>53-0009</b>	1H0 698 525V	<b>53-0468</b>
1K0 698 451J	<b>22-0100-1</b>	4B0 615 301B	<b>23-0745C</b>	7L0 698 525	<b>53-0244</b>	8A0 609 527B	<b>53-0009</b>	1H0 698 525X	<b>53-0468</b>
1K0 698 451K	<b>22-0553-0</b>	4B0 615 301C	<b>23-0726C</b>	7L6 615 301D	<b>23-0919</b>	8A0 609 528B	<b>53-0009</b>	1HM 698 151	<b>22-0215-1</b>
1K0 698 451M	<b>22-0100-1</b>	4B0 698 151M	<b>22-0314-0</b>	7L6 615 301E	<b>23-0882</b>	8D0 615 116D	<b>22-0181-1</b>	1HM 698 151A	<b>22-0215-1</b>
1K0.615.601N	<b>23-0889</b>	4B0 698 151N	<b>22-0314-0</b>	7L6 615 301J	<b>23-0919</b>	8D0 615 301J	<b>23-0726C</b>	1J0 615 301D	<b>23-0390</b>
211 609 237A	<b>53-0459</b>	4B0 698 451	<b>22-0100-1</b>	7L6 615 301K	<b>23-0882</b>	8D0 615 601A	<b>23-0531C</b>	1J0 615 301L	<b>23-0390</b>
2D0 698 451A	<b>22-0571-0</b>	4B0 698 451B	<b>22-0100-1</b>	7L6 615 301N	<b>23-0919</b>	8D0 698 151A	<b>22-0181-1</b>	1J0 698 151D	<b>22-0211-2</b>
305 501 6151	<b>18-0191</b>	4B0 698 451E	<b>22-0100-1</b>	7L6 615 302D	<b>23-0920</b>	8D0 698 151C	<b>22-0181-1</b>	1J0 698 151E	<b>22-0211-2</b>
311 698 151	<b>22-0002-1</b>	4B3 615 301A	<b>23-0747C</b>	7L6 615 302E	<b>23-0876</b>	8D0 698 151F	<b>22-0181-1</b>	1J0 698 151F	<b>22-0211-2</b>
311 698 151A	<b>22-0002-1</b>	4D0 615 301A	<b>23-0737C</b>	7L6 615 302J	<b>23-0920</b>	8E0 615 301A	<b>23-0378</b>	1J0 698 151G	<b>22-0211-2</b>
311 698 151B	<b>22-0002-1</b>	4D0 615 301J	<b>23-0737C</b>	7L6 615 302K	<b>23-0876</b>	8E0 615 301B	<b>23-0468C</b>	1J0 698 525	<b>53-0379</b>
311 698 151C	<b>22-0003-0</b>	4D0 698 451C	<b>22-0100-1</b>	7L6 615 302N	<b>23-0920</b>				



CROSS REFERENCES LIST



Ad. OE	METELLI ref.	Ad. OE	METELLI ref.	Ad. OE	METELLI ref.	Ad. OE	METELLI ref.	Ad. OE	METELLI ref.
<b>VOLKSWAGEN LCV</b>		2E0 698 451A	<b>22-0674-0</b>	701 698 151B	<b>22-0163-0</b>	12289427	<b>23-0052</b>	272675	<b>22-0003-0</b>
		2E0 698 525	<b>53-0246</b>	701 698 151C	<b>22-0162-0</b>	12294286	<b>53-0473</b>	2726750	<b>22-0003-0</b>
		2E0.615.301	<b>23-0881</b>	701 698 151D	<b>22-0164-0</b>	1330310	<b>53-0473</b>	272867	<b>22-0006-0</b>
1K0 698 451B	<b>22-0553-0</b>	2E0.615.601	<b>23-0880</b>	701 698 151E	<b>22-0164-0</b>	13303102	<b>53-0473</b>	272871	<b>22-0183-0</b>
1K0 698 451D	<b>22-0553-0</b>	305 501 6151	<b>18-0191</b>	701 698 151F	<b>22-0163-1</b>	1359131	<b>23-0225</b>	272873	<b>22-0006-0</b>
1K0 698 451E	<b>22-0553-0</b>	321 615 301	<b>23-0053</b>	701 698 151G	<b>22-0163-1</b>	13592902	<b>23-0311</b>	2728772	<b>22-0003-0</b>
1K0 698 451F	<b>22-0553-0</b>	321 615 301D	<b>23-0230</b>	701 698 451	<b>22-0346-0</b>	13599063	<b>23-0200</b>	272911	<b>22-0200-0</b>
1K0 698 451G	<b>22-0553-0</b>	323 501 615	<b>18-0202</b>	701 698 525	<b>53-0469</b>	13599089	<b>23-0201</b>	274170	<b>23-0561C</b>
1K0 698 451H	<b>22-0553-0</b>	357 609 525C	<b>53-0009</b>	701 698 525A	<b>53-0469</b>	1387798	<b>53-0477</b>	274267	<b>53-0478</b>
1K0 698 451K	<b>22-0553-0</b>	357 609 526C	<b>53-0009</b>	701 698 525B	<b>53-0469</b>	13877980	<b>53-0477</b>	274270	<b>53-0478</b>
211 609 237A	<b>53-0459</b>	357 609 527E	<b>53-0009</b>	704 783 037	<b>18-0203</b>	20568714	<b>22-0809-0</b>	274271	<b>53-0479</b>
211 609 537N	<b>53-0461</b>	357 609 528E	<b>53-0009</b>	7D0 615 301A	<b>23-0507</b>	20568715	<b>22-0808-0</b>	274330	<b>22-0688-0</b>
211 609 537S	<b>53-0461</b>	357 615 115A	<b>22-0050-2</b>	7D0 615 301C	<b>23-0507</b>	20780788	<b>22-0807-0</b>	274331	<b>22-0599-0</b>
211 609 615	<b>18-0195</b>	357 615 115B	<b>22-0050-2</b>	7D0 615 601	<b>23-0657</b>	20825594	<b>22-0589-0</b>	274504	<b>53-0479</b>
211 698 5375X	<b>53-0461</b>	357 615 301	<b>23-0186</b>	7D0 615 601A	<b>23-0767</b>	20844903	<b>22-0807-0</b>	274509	<b>23-0685</b>
211 698 537NX	<b>53-0461</b>	357 698 151E	<b>22-0215-1</b>	7D0 615 601C	<b>23-0767</b>	20918891	<b>22-0593-0</b>	274510	<b>23-0687</b>
211 698 537SV	<b>53-0461</b>	357 698 525CV	<b>53-0009</b>	7D0 698 151	<b>22-0263-0</b>	21024702	<b>22-0809-0</b>	274521	<b>23-0892</b>
211 698 537SX	<b>53-0461</b>	357 698 525CX	<b>53-0009</b>	7D0 698 151A	<b>22-0550-1</b>	2177828	<b>22-0308-0</b>	2745214	<b>23-0892</b>
251 407 617	<b>23-0141</b>	3C0 698 151	<b>22-0548-0</b>	7D0 698 151B	<b>22-0164-1</b>	270164	<b>22-0004-0</b>	274528	<b>22-0688-0</b>
251 407 617A	<b>23-0141</b>	3C0 698 151A	<b>22-0548-0</b>	7D0 698 151C	<b>22-0163-2</b>	2701647	<b>22-0004-0</b>	274559	<b>23-0561C</b>
251 407 617D	<b>23-0292</b>	3C0 698 151B	<b>22-0548-0</b>	7D0 698 151D	<b>22-0263-1</b>	2707362	<b>23-0074</b>	30620770	<b>22-0347-0</b>
251 407 617E	<b>23-0141</b>	3C0 698 451	<b>22-0553-0</b>	7D0 698 151E	<b>22-0263-0</b>	270737	<b>23-0052</b>	30623259	<b>22-0286-0</b>
251 407 617K	<b>23-0292</b>	3C0 698 451A	<b>22-0553-0</b>	7D0 698 151F	<b>22-0263-1</b>	2707396	<b>23-0225</b>	30623264	<b>22-0347-0</b>
251 407 617M	<b>23-0292</b>	431 698 525X	<b>53-0008</b>	7D0 698 451	<b>22-0346-0</b>	270986	<b>53-0474</b>	30630555	<b>22-0286-0</b>
251 407 617N	<b>23-0292</b>	443 501 615	<b>18-0200</b>	7D0 698 451A	<b>22-0346-0</b>	270989	<b>53-0472</b>	30630612	<b>22-0286-0</b>
251 609 531G	<b>53-0464</b>	443 609 525A	<b>53-0008</b>	7D0 698 451B	<b>22-0346-2</b>	270990	<b>53-0471</b>	30636074	<b>23-0847C</b>
251 609 531K	<b>53-0464</b>	443 609 528A	<b>53-0009</b>	7D0 698 451D	<b>22-0346-0</b>	271179	<b>22-0075-0</b>	30638455	<b>22-0347-0</b>
251 609 531M	<b>53-0464</b>	443 698 525	<b>53-0008</b>	7D0 698 451E	<b>22-0346-0</b>	2711794	<b>22-0075-0</b>	30645135	<b>22-0288-1</b>
251 609 531P	<b>53-0464</b>	443 698 525AX	<b>53-0008</b>	7D0 698 451F	<b>22-0346-2</b>	2711828	<b>22-0075-0</b>	30648382	<b>22-0348-0</b>
251 609 532	<b>53-0464</b>	443 698 525BX	<b>53-0009</b>	7D0 698 451G	<b>22-0346-1</b>	2711844	<b>22-0183-0</b>	30648385	<b>22-0309-0</b>
251 609 532G	<b>53-0464</b>	443 698 525CX	<b>53-0009</b>	7D0 698 451J	<b>22-0346-1</b>	2713360	<b>22-0004-0</b>	30648386	<b>22-0309-0</b>
251 609 532K	<b>53-0464</b>	4F0 698 451D	<b>22-0553-0</b>	7H0 615 301D	<b>23-0773C</b>	271458	<b>22-0200-0</b>	30648387	<b>22-0309-0</b>
251 609 532M	<b>53-0464</b>	531 609 525	<b>53-0465</b>	7H0 615 301F	<b>23-0727</b>	271477	<b>22-0200-0</b>	30657301	<b>23-0974</b>
251 609 532Q	<b>53-0464</b>	531 609 537	<b>53-0465</b>	7H0 615 601B	<b>23-0728</b>	2714970	<b>23-0374</b>	306573015	<b>23-0974</b>
251 609 615	<b>18-0194</b>	6E0 609 526	<b>53-0465</b>	7H0 698 151	<b>22-0552-0</b>	271587	<b>22-0182-0</b>	30665552	<b>22-0251-2</b>
251 609 631P	<b>53-0464</b>	6E0 609 527	<b>53-0465</b>	7H0 698 151A	<b>22-0552-1</b>	2715878	<b>22-0182-0</b>	30666344	<b>53-0477</b>
251 698 151	<b>22-0078-0</b>	6E0 698 525	<b>53-0468</b>	7H0 698 451	<b>22-0554-0</b>	2715902	<b>23-0373</b>	30666345	<b>53-0480</b>
251 698 151A	<b>22-0078-0</b>	6K9 501 615	<b>18-0208</b>	7H8 698 451	<b>22-0661-1</b>	271706	<b>22-0075-0</b>	30666802	<b>23-0686</b>
251 698 151B	<b>22-0078-0</b>	6K9 609 617	<b>18-0359</b>	7L6 615 601E	<b>23-0849C</b>	2717064	<b>22-0075-0</b>	30666996	<b>23-0892</b>
251 698 151C	<b>22-0636-0</b>	6N0 615 301	<b>23-0371</b>	7L6 615 601G	<b>23-0849C</b>	271707	<b>22-0183-0</b>	30671574	<b>22-0676-0</b>
251 698 151D	<b>22-0078-0</b>	6N0 615 301C	<b>23-0372</b>	7L6 698 525	<b>53-0019</b>	271737	<b>22-0132-0</b>	30683274	<b>22-0549-0</b>
251 698 151E	<b>22-0078-0</b>	6N0 615 301D	<b>23-0230</b>	7M3 615 301	<b>23-0792</b>	2717379	<b>22-0132-0</b>	30683412	<b>22-0288-1</b>
251 698 151F	<b>22-0636-0</b>	6N0 615 301F	<b>23-0372</b>	7M3 698 151A	<b>22-0551-0</b>	271739	<b>22-0006-0</b>	30683554	<b>22-0534-0</b>
251 698 531EX	<b>53-0464</b>	6N0 698 151A	<b>22-0215-1</b>	811 609 525	<b>53-0465</b>	2717395	<b>22-0006-0</b>	30683858	<b>22-0251-2</b>
251 698 531LV	<b>53-0464</b>	6N0 698 151B	<b>22-0215-1</b>	811 609 525A	<b>53-0465</b>	271758	<b>22-0200-0</b>	30714791	<b>22-0549-3</b>
251 698 531LX	<b>53-0464</b>	6Q0 609 527A	<b>53-0468</b>	811 609 527	<b>53-0465</b>	2717882	<b>23-0375</b>	30736322	<b>22-0599-1</b>
281 609 527H	<b>53-0466</b>	6Q0 615 301	<b>23-0614</b>	811 609 527A	<b>53-0465</b>	2717940	<b>23-0376C</b>	30736406	<b>23-0847C</b>
281 609 617	<b>18-0189</b>	6Q0 615 301A	<b>23-0614</b>	823 501 615B	<b>18-0191</b>	271824	<b>22-0200-0</b>	30736610	<b>22-0337-1</b>
281 615 283A	<b>23-0291</b>	6Q0 698 525	<b>53-0468</b>	839 615 301	<b>23-0053</b>	2718245	<b>22-0200-0</b>	30736923	<b>22-0534-0</b>
281 698 151	<b>22-0011-2</b>	6Q0 698 525A	<b>53-0468</b>	867 609 525	<b>53-0465</b>	271829	<b>22-0131-0</b>	30742029	<b>22-0549-3</b>
281 698 151A	<b>22-0011-2</b>	6U0 501 615A	<b>18-0213</b>	867 609 527	<b>53-0465</b>	2718294	<b>22-0131-0</b>	30742030	<b>22-0534-0</b>
281 698 151B	<b>22-0011-2</b>	6U0 501 615B	<b>18-0213</b>	867 698 525V	<b>53-0465</b>	271958	<b>22-0131-0</b>	30742031	<b>22-0337-1</b>
281 698 527GV	<b>53-0466</b>	6U0 698 151A	<b>22-0039-0</b>	867 698 525X	<b>53-0465</b>	2719581	<b>22-0131-0</b>	30742491	<b>22-0676-0</b>
281 698 527GX	<b>53-0466</b>	6U0 698 151B	<b>22-0039-0</b>	867 698 526V	<b>53-0465</b>	271962	<b>22-0200-0</b>	30742516	<b>22-0676-0</b>
291 609 617	<b>18-0199</b>	6U0 698 151E	<b>22-0039-0</b>	867 698 527V	<b>53-0465</b>	27197	<b>53-0473</b>	30769056	<b>23-0896</b>
291 609 617A	<b>18-0216</b>	6U0 698 451	<b>53-0468</b>	867 698 528V	<b>53-0465</b>	271979	<b>22-0132-0</b>	30793107	<b>22-0675-0</b>
291 698 151	<b>22-0014-0</b>	6U0 698 525	<b>53-0468</b>	8A0 609 525B	<b>53-0009</b>	271997	<b>53-0473</b>	30793539	<b>22-0599-1</b>
291 698 151A	<b>22-0014-0</b>	6U0 698 525A	<b>53-0468</b>	8A0 609 526B	<b>53-0009</b>	271998	<b>53-0478</b>	30793540	<b>22-0675-0</b>
291 698 527B	<b>53-0467</b>	6U0 698 525AX	<b>53-0468</b>	8A0 609 527B	<b>53-0009</b>	2719987	<b>53-0478</b>	30793618	<b>22-0534-0</b>
291 698 527BX	<b>53-0467</b>	6X0 609 617A	<b>18-0219</b>	8A0 609 528B	<b>53-0009</b>	272021	<b>22-0183-0</b>	30793857	<b>22-0599-1</b>
291 698 527GX	<b>53-0467</b>	6Y0 698 525	<b>53-0468</b>	8E0 698 451J	<b>22-0553-0</b>	272134	<b>53-0477</b>	30793941	<b>22-0675-0</b>
2D0 609 538	<b>53-0240</b>	701 609 531	<b>53-0469</b>	91111723	<b>53-0467</b>	2721348	<b>53-0477</b>	30794554	<b>22-0676-0</b>
2D0 615 301A	<b>23-0418</b>	701 609 531A	<b>53-0469</b>	J0446535020	<b>22-0227-0</b>	272249	<b>53-0480</b>	30818027	<b>23-0467</b>
2D0 615 301B	<b>23-0418</b>	701 609 531D	<b>53-0469</b>	J0446535040	<b>22-0129-0</b>	272276	<b>23-0770C</b>	30850976	<b>22-0286-0</b>
2D0 615 601	<b>23-0491</b>	701 609 531E	<b>53-0469</b>	J0449135160	<b>22-0129-0</b>	2722767	<b>23-0770C</b>	308509769	<b>22-0286-0</b>
2D0 615 601A	<b>23-0492</b>	701 609 532	<b>53-0469</b>	J0449135200	<b>22-0227-0</b>	272288	<b>53-0478</b>	30850978	<b>22-0347-0</b>
2D0 615 601B	<b>23-0645</b>	701 609 532A	<b>53-0469</b>	J04495-35151	<b>53-0421</b>	2722882	<b>53-0478</b>	30872926	<b>23-0461</b>
2D0 615 601C	<b>23-0491</b>	701 609 532D	<b>53-0469</b>	J04495-35200	<b>53-0428</b>	272289	<b>53-0473</b>	30872940	<b>23-0434</b>
2D0 615 601D	<b>23-0492</b>	701 609 532E	<b>53-0469</b>	J0466535040	<b>22-0129-0</b>	272291	<b>22-0131-0</b>	3090048	<b>22-0270-0</b>
2D0 698 151	<b>22-0256-0</b>	701 609 617	<b>18-0203</b>	J42431-35190	<b>18-0204</b>				

Ad. OE	METELLI ref.	Ad. OE	METELLI ref.	Ad. OE	METELLI ref.	Ad. OE	METELLI ref.	Ad. OE	METELLI ref.
<b>VOLVO</b>		<b>ZASTAVA</b>		03.0137-0172.2	<b>53-0302</b>	03.0137-0283.2	<b>53-0310</b>	03.0137-0395.2	<b>53-0308</b>
				03.0137-0176.2	<b>53-0152</b>	03.0137-0284.2	<b>53-0155</b>	03.0137-0396.2	<b>53-0309</b>
				03.0137-0177.2	<b>53-0149</b>	03.0137-0287.2	<b>53-0154</b>	03.0137-0397.2	<b>53-0239</b>
3287600	<b>53-0103</b>	4121616	<b>18-0004</b>	03.0137-0179.2	<b>53-0150</b>	03.0137-0288.2	<b>53-0256</b>	03.0137-0398.2	<b>53-0434</b>
32876005	<b>53-0103</b>	4139010	<b>23-0014</b>	03.0137-0180.2	<b>53-0198</b>	03.0137-0289.2	<b>53-0257</b>	03.0137-0399.2	<b>53-0314</b>
3293451	<b>23-0127</b>	4208311	<b>23-0014</b>	03.0137-0181.2	<b>53-0200</b>	03.0137-0290.2	<b>53-0122</b>	03.0137-0400.2	<b>53-0439</b>
3294511	<b>18-0048</b>	4216652	<b>53-0063</b>	03.0137-0182.2	<b>53-0201</b>	03.0137-0291.2	<b>53-0123</b>	03.0137-0401.2	<b>53-0219</b>
3296108	<b>18-0047</b>	4218573	<b>22-0001-0</b>	03.0137-0183.2	<b>53-0203</b>	03.0137-0292.2	<b>53-0116</b>	03.0137-0402.2	<b>53-0444</b>
3296108	<b>53-0103</b>	4234857	<b>18-0004</b>	03.0137-0184.2	<b>53-0204</b>	03.0137-0293.2	<b>53-0114</b>	03.0137-0404.2	<b>53-0038</b>
32981672	<b>23-0127</b>	4236768	<b>18-0004</b>	03.0137-0185.2	<b>53-0205</b>	03.0137-0294.2	<b>53-0153</b>	03.0137-0405.2	<b>53-0242</b>
33422650	<b>22-0024-0</b>	4267288	<b>18-0004</b>	03.0137-0186.2	<b>53-0036</b>	03.0137-0295.2	<b>53-0005</b>	03.0137-0406.2	<b>53-0039</b>
3342305	<b>53-0475</b>	4368516	<b>18-0004</b>	03.0137-0188.2	<b>53-0251</b>	03.0137-0297.2	<b>53-0275</b>	03.0137-0407.2	<b>53-0210</b>
33423054	<b>53-0475</b>	4373614	<b>18-0032</b>	03.0137-0189.2	<b>53-0271</b>	03.0137-0298.2	<b>53-0415</b>	03.0137-0408.2	<b>53-0369</b>
3342329	<b>53-0103</b>	4379680	<b>18-0003</b>	03.0137-0190.2	<b>53-0272</b>	03.0137-0299.2	<b>53-0477</b>	03.0137-0409.2	<b>53-0325</b>
33423294	<b>53-0103</b>	4385812	<b>23-0014</b>	03.0137-0191.2	<b>53-0273</b>	03.0137-0300.2	<b>53-0064</b>	03.0137-0410.2	<b>53-0240</b>
3342529	<b>22-0235-0</b>	46619313	<b>53-0063</b>	03.0137-0192.2	<b>53-0419</b>	03.0137-0302.2	<b>53-0383</b>	03.0137-0411.2	<b>53-0134</b>
33425299	<b>22-0235-0</b>	46621077	<b>18-0003</b>	03.0137-0193.2	<b>53-0410</b>	03.0137-0305.2	<b>53-0017</b>	03.0137-0412.2	<b>53-0137</b>
3342534	<b>22-0070-0</b>	46621077	<b>18-0032</b>	03.0137-0194.2	<b>53-0417</b>	03.0137-0306.2	<b>53-0392</b>	03.0137-0413.2	<b>53-0288</b>
33425349	<b>22-0070-0</b>	5888433	<b>53-0066</b>	03.0137-0195.2	<b>53-0021K</b>	03.0137-0307.2	<b>53-0410</b>	03.0137-0414.2	<b>53-0395</b>
3343433	<b>22-0235-0</b>	5890500	<b>53-0066</b>	03.0137-0196.2	<b>53-0320Y</b>	03.0137-0308.2	<b>53-0421</b>	03.0137-0415.2	<b>53-0081Y</b>
33434333	<b>22-0235-0</b>	5892737	<b>22-0159-1</b>	03.0137-0197.2	<b>53-0322</b>	03.0137-0309.2	<b>53-0109</b>	03.0137-0416.2	<b>53-0216</b>
3343436	<b>53-0476</b>	71738376	<b>53-0066</b>	03.0137-0201.2	<b>53-0344</b>	03.0137-0310.2	<b>53-0279</b>	03.0137-0418.2	<b>53-0171</b>
33434366	<b>53-0476</b>	7599325	<b>18-0008</b>	03.0137-0202.2	<b>53-0323</b>	03.0137-0311.2	<b>53-0190</b>	03.0137-0418.8	<b>53-0171</b>
33434666	<b>53-0476</b>	77362185	<b>22-0159-1</b>	03.0137-0203.2	<b>53-0343Y</b>	03.0137-0312.2	<b>53-0350</b>	03.0137-0419.2	<b>53-0019</b>
3343838	<b>22-0002-1</b>	77362245	<b>22-0159-1</b>	03.0137-0204.2	<b>53-0206</b>	03.0137-0313.2	<b>53-0417</b>	03.0137-0420.2	<b>53-0243</b>
3344061	<b>22-0130-0</b>	77362479	<b>22-0159-1</b>	03.0137-0205.2	<b>53-0420</b>	03.0137-0314.2	<b>53-0074</b>	03.0137-0421.2	<b>53-0233</b>
3344703	<b>22-0126-0</b>	7777842	<b>18-0003</b>	03.0137-0207.2	<b>53-0066</b>	03.0137-0315.2	<b>53-0037</b>	03.0137-0422.2	<b>53-0158</b>
33447038	<b>22-0126-0</b>	790833	<b>18-0032</b>	03.0137-0208.2	<b>53-0067</b>	03.0137-0316.2	<b>53-0033</b>	03.0137-0423.2	<b>53-0359</b>
3344787	<b>22-0130-0</b>	9947468	<b>22-0159-1</b>	03.0137-0209.2	<b>53-0345</b>	03.0137-0318.2	<b>53-0429</b>	03.0137-0424.2	<b>53-0311</b>
33447871	<b>22-0130-0</b>	9948045	<b>22-0159-1</b>	03.0137-0210.2	<b>53-0277</b>	03.0137-0319.2	<b>53-0282</b>	03.0137-0425.2	<b>53-0404</b>
3344996	<b>22-0024-0</b>	9948054	<b>22-0159-1</b>	03.0137-0211.2	<b>53-0346</b>	03.0137-0322.2	<b>53-0311</b>	03.0137-0426.2	<b>53-0025</b>
3345670	<b>22-0216-0</b>	9948200	<b>53-0066</b>	03.0137-0212.2	<b>53-0062</b>	03.0137-0330.2	<b>53-0071</b>	03.0137-0427.2	<b>53-0135</b>
33456781	<b>22-0347-0</b>	9949183	<b>22-0159-1</b>	03.0137-0213.2	<b>53-0151</b>	03.0137-0331.2	<b>53-0126</b>	03.0137-0428.2	<b>53-0259</b>
34102947	<b>23-0260</b>	FA16500250	<b>18-0004</b>	03.0137-0215.2	<b>53-0252</b>	03.0137-0332.2	<b>53-0127</b>	03.0137-0429.2	<b>53-0170</b>
34300327	<b>23-0309</b>			03.0137-0216.2	<b>53-0253Y</b>	03.0137-0333.2	<b>53-0072</b>	03.0137-0430.2	<b>53-0315</b>
34326165	<b>23-0309</b>			03.0137-0221.2	<b>53-0422</b>	03.0137-0334.2	<b>53-0072</b>	03.0137-0431.2	<b>53-0216</b>
34503862	<b>23-0309</b>			03.0137-0222.2	<b>53-0380</b>	03.0137-0335.2	<b>53-0353</b>	03.0137-0432.2	<b>53-0082</b>
3450387	<b>18-0049</b>			03.0137-0223.2	<b>53-0390</b>	03.0137-0336.2	<b>53-0351</b>	03.0137-0433.2	<b>53-0401</b>
34557199	<b>23-0294</b>			03.0137-0224.2	<b>53-0397</b>	03.0137-0337.2	<b>53-0128</b>	03.0137-0434.2	<b>53-0070</b>
34596619	<b>23-0260</b>	03.0137-0009.2	<b>53-0010</b>	03.0137-0226.2	<b>53-0413</b>	03.0137-0338.2	<b>53-0129</b>	03.0137-0435.2	<b>53-0091</b>
3516567	<b>23-0310</b>	03.0137-0014.2	<b>53-0055</b>	03.0137-0231.2	<b>53-0456</b>	03.0137-0339.2	<b>53-0006</b>	03.0137-0436.2	<b>53-0201</b>
35165679	<b>23-0310</b>	03.0137-0015.2	<b>53-0063</b>	03.0137-0232.2	<b>53-0060</b>	03.0137-0340.2	<b>53-0326</b>	03.0137-0437.2	<b>53-0171</b>
3516881	<b>53-0478</b>	03.0137-0024.2	<b>53-0060</b>	03.0137-0233.2	<b>53-0378</b>	03.0137-0341.2	<b>53-0023</b>	03.0137-0438.2	<b>53-0138</b>
35168814	<b>53-0478</b>	03.0137-0036.2	<b>53-0100</b>	03.0137-0235.2	<b>53-0117K</b>	03.0137-0345.2	<b>53-0076</b>	03.0137-0439.2	<b>53-0085</b>
423886	<b>53-0475</b>	03.0137-0037.2	<b>53-0300</b>	03.0137-0236.2	<b>53-0118K</b>	03.0137-0346.2	<b>53-0129</b>	03.0137-0440.2	<b>53-0368</b>
667102	<b>18-0050</b>	03.0137-0041.2	<b>53-0459</b>	03.0137-0237.2	<b>53-0119</b>	03.0137-0347.2	<b>53-0023</b>	03.0137-0441.2	<b>53-0078</b>
6695167	<b>53-0471</b>	03.0137-0055.2	<b>53-0461</b>	03.0137-0238.2	<b>53-0120</b>	03.0137-0348.2	<b>53-0047</b>	03.0137-0442.2	<b>53-0159</b>
6695175	<b>53-0471</b>	03.0137-0069.2	<b>53-0101</b>	03.0137-0239.2	<b>53-0207</b>	03.0137-0349.2	<b>53-0235</b>	03.0137-0443.2	<b>53-0292</b>
6708410	<b>53-0471</b>	03.0137-0073.2	<b>53-0460</b>	03.0137-0241.2	<b>53-0106</b>	03.0137-0350.2	<b>53-0355</b>	03.0137-0444.2	<b>53-0192</b>
6848902	<b>23-0310</b>	03.0137-0080.2	<b>53-0004</b>	03.0137-0244.2	<b>53-0234</b>	03.0137-0351.2	<b>53-0354</b>	03.0137-0445.2	<b>53-0312</b>
7701201219	<b>53-0475</b>	03.0137-0108.2	<b>53-0301</b>	03.0137-0245.2	<b>53-0342</b>	03.0137-0352.2	<b>53-0075</b>	03.0137-0446.2	<b>53-0332</b>
7701458174	<b>53-0475</b>	03.0137-0118.2	<b>53-0103</b>	03.0137-0247.2	<b>53-0015</b>	03.0137-0354.2	<b>53-0328</b>	03.0137-0448.2	<b>53-0437</b>
8623137	<b>53-0479</b>	03.0137-0119.2	<b>53-0104</b>	03.0137-0248.2	<b>53-0016</b>	03.0137-0356.2	<b>53-0133</b>	03.0137-0449.2	<b>53-0478</b>
8623138	<b>53-0479</b>	03.0137-0126.2	<b>53-0465</b>	03.0137-0251.2	<b>53-0466</b>	03.0137-0357.2	<b>53-0379</b>	03.0137-0450.2	<b>53-0479</b>
8623862	<b>22-0348-0</b>	03.0137-0128.2	<b>53-0232</b>	03.0137-0252.2	<b>53-0467</b>	03.0137-0358.2	<b>53-0356</b>	03.0137-0451.2	<b>53-0244</b>
8628240	<b>22-0200-0</b>	03.0137-0130.2	<b>53-0409</b>	03.0137-0253.2	<b>53-0125</b>	03.0137-0359.2	<b>53-0079Y</b>	03.0137-0452.2	<b>53-0265</b>
8634921	<b>22-0309-0</b>	03.0137-0132.2	<b>53-0408</b>	03.0137-0254.2	<b>53-0115</b>	03.0137-0360.2	<b>53-0080Y</b>	03.0137-0453.2	<b>53-0265</b>
8634925	<b>22-0348-0</b>	03.0137-0138.2	<b>53-0105</b>	03.0137-0255.2	<b>53-0258</b>	03.0137-0363.2	<b>53-0046</b>	03.0137-0454.2	<b>53-0290</b>
86349255	<b>22-0348-0</b>	03.0137-0139.2	<b>53-0324K</b>	03.0137-0256.2	<b>53-0469</b>	03.0137-0364.2	<b>53-0431</b>	03.0137-0456.2	<b>53-0177</b>
8683615	<b>22-0337-1</b>	03.0137-0141.2	<b>53-0339K</b>	03.0137-0257.2	<b>53-0425</b>	03.0137-0365.2	<b>53-0430</b>	03.0137-0459.2	<b>53-0443</b>
9434167	<b>23-0562</b>	03.0137-0143.2	<b>53-0303</b>	03.0137-0258.2	<b>53-0476</b>	03.0137-0366.2	<b>53-0169</b>	03.0137-0460.2	<b>53-0293</b>
94341674	<b>23-0562</b>	03.0137-0144.2	<b>53-0304</b>	03.0137-0259.2	<b>53-0466</b>	03.0137-0367.2	<b>53-0170</b>	03.0137-0461.2	<b>53-0248</b>
9434169	<b>53-0480</b>	03.0137-0145.2	<b>53-0008</b>	03.0137-0260.2	<b>53-0478</b>	03.0137-0368.2	<b>53-0034</b>	03.0137-0464.2	<b>53-0446</b>
9475266	<b>23-0846</b>	03.0137-0146.2	<b>53-0462</b>	03.0137-0261.2	<b>53-0022</b>	03.0137-0369.2	<b>53-0166</b>	03.0137-0465.2	<b>53-0318</b>
9485267	<b>22-0182-0</b>	03.0137-0148.2	<b>53-0464</b>	03.0137-0262.2	<b>53-0002</b>	03.0137-0370.2	<b>53-0327</b>	03.0137-0474.2	<b>53-0260</b>
9485593	<b>22-0182-0</b>	03.0137-0149.2	<b>53-0011</b>	03.0137-0263.2	<b>53-0211</b>	03.0137-0375.2	<b>53-0432</b>	03.0137-0475.2	<b>53-0045</b>
		03.0137-0150.2	<b>53-0013</b>	03.0137-0264.2	<b>53-0009</b>	03.0137-0376.2	<b>53-0287</b>	03.0137-0476.2	<b>53-0041</b>
		03.0137-0151.2	<b>53-0014</b>	03.0137-0265.2	<b>53-0281</b>	03.0137-0377.2	<b>53-0217</b>	03.0137-0480.2	<b>53-0370</b>



CROSS REFERENCES LIST



Ad. OE	METELLI ref.	Ad. OE	METELLI ref.	Ad. OE	METELLI ref.	Ad. OE	METELLI ref.	Ad. OE	METELLI ref.
<b>ATE</b>		03.0520-3322.3	<b>51-0044</b>	13.0460-0032.2	<b>22-0181-4</b>	13.0460-2844.2	<b>22-0214-0</b>	13.0460-2963.2	<b>22-0663-1</b>
		03.0520-3417.3	<b>51-0171</b>	13.0460-0033.2	<b>22-0207-0</b>	13.0460-2845.2	<b>22-0100-2</b>	13.0460-2964.2	<b>22-0039-0</b>
		03.0520-3517.3	<b>51-0095</b>	13.0460-0034.2	<b>22-0555-0</b>	13.0460-2846.2	<b>22-0235-0</b>	13.0460-2965.2	<b>22-0062-0</b>
03.0137-4001.2	<b>53-0239</b>	03.0520-3617.3	<b>51-0192</b>	13.0460-0035.2	<b>22-0050-2</b>	13.0460-2850.2	<b>22-0154-1</b>	13.0460-2966.2	<b>22-0007-0</b>
03.0137-4002.2	<b>53-0089</b>	03.0520-3717.3	<b>51-0124</b>	13.0460-0036.2	<b>22-0120-0K</b>	13.0460-2852.2	<b>22-0155-1</b>	13.0460-2967.2	<b>22-0012-0</b>
03.0137-4003.2	<b>53-0246</b>	03.0520-3720.3	<b>51-0054</b>	13.0460-0037.2	<b>22-0342-0</b>	13.0460-2853.2	<b>22-0286-0</b>	13.0460-2968.2	<b>22-0076-0</b>
03.0137-4005.2	<b>53-0245</b>	03.0520-3817.3	<b>51-0155</b>	13.0460-0038.2	<b>22-0045-1K</b>	13.0460-2854.2	<b>22-0342-0</b>	13.0460-2969.2	<b>22-0065-0</b>
03.0137-4006.2	<b>53-0247</b>	03.0520-3822.3	<b>51-0042</b>	13.0460-0039.2	<b>22-0117-0</b>	13.0460-2855.2	<b>22-0565-0</b>	13.0460-2970.2	<b>22-0065-1</b>
03.0520-0114.3	<b>51-0028</b>	03.0520-3917.3	<b>51-0031</b>	13.0460-0040.2	<b>22-0219-0</b>	13.0460-2856.2	<b>22-0084-0</b>	13.0460-2971.2	<b>22-0099-0</b>
03.0520-0125.3	<b>51-0102</b>	03.0520-3920.3	<b>51-0004</b>	13.0460-0041.2	<b>22-0252-0</b>	13.0460-2857.2	<b>22-0340-0</b>	13.0460-2972.2	<b>22-0162-0</b>
03.0520-0215.3	<b>51-0045</b>	03.0520-4017.3	<b>51-0185</b>	13.0460-0042.2	<b>22-0118-0</b>	13.0460-2858.2	<b>22-0541-0</b>	13.0460-2973.2	<b>22-0163-1</b>
03.0520-0314.3	<b>51-0120</b>	03.0520-4020.3	<b>51-0014</b>	13.0460-0043.2	<b>22-0258-0</b>	13.0460-2859.2	<b>22-0100-3</b>	13.0460-2975.2	<b>22-0158-0</b>
03.0520-0323.3	<b>51-0018</b>	03.0520-4117.3	<b>51-0183</b>	13.0460-0044.2	<b>22-0211-2</b>	13.0460-2860.2	<b>22-0100-2</b>	13.0460-2976.2	<b>22-0154-0</b>
03.0520-0414.3	<b>51-0119</b>	03.0520-4120.3	<b>51-0087</b>	13.0460-0045.2	<b>22-0316-0</b>	13.0460-2862.2	<b>22-0217-1</b>	13.0460-2977.2	<b>22-0155-0</b>
03.0520-0415.3	<b>51-0086</b>	03.0520-4219.3	<b>51-0085</b>	13.0460-0046.2	<b>22-0215-0</b>	13.0460-2863.2	<b>22-0530-0</b>	13.0460-2978.2	<b>22-0072-3</b>
03.0520-0419.3	<b>51-0039</b>	03.0520-4419.3	<b>51-0047</b>	13.0460-0047.2	<b>22-0158-0</b>	13.0460-2864.2	<b>22-0100-1</b>	13.0460-2979.2	<b>22-0072-1</b>
03.0520-0515.3	<b>51-0025</b>	03.0520-4619.3	<b>51-0172</b>	13.0460-0048.2	<b>22-0077-0</b>	13.0460-2867.2	<b>22-0324-1</b>	13.0460-2980.2	<b>22-0072-0</b>
03.0520-0517.3	<b>51-0111</b>	03.0520-4719.3	<b>51-0098</b>	13.0460-0049.2	<b>22-0257-0</b>	13.0460-2868.2	<b>22-0542-0</b>	13.0460-2981.2	<b>22-0032-1</b>
03.0520-0519.3	<b>51-0001</b>	03.0520-4812.3	<b>51-0093</b>	13.0460-0050.2	<b>22-0050-0</b>	13.0460-2869.2	<b>22-0099-1</b>	13.0460-2982.2	<b>22-0164-0</b>
03.0520-0520.3	<b>51-0009</b>	03.0520-4919.3	<b>51-0094</b>	13.0460-0051.2	<b>22-0314-0</b>	13.0460-2870.2	<b>22-0338-2</b>	13.0460-2983.2	<b>22-0142-0</b>
03.0520-0522.3	<b>51-0019</b>	03.0520-5019.3	<b>51-0160</b>	13.0460-0058.2	<b>22-0093-0</b>	13.0460-2871.2	<b>22-0328-0</b>	13.0460-2984.2	<b>22-0100-1</b>
03.0520-0523.3	<b>51-0008</b>	03.0520-5022.3	<b>51-0030</b>	13.0460-0059.2	<b>22-0291-0</b>	13.0460-2872.2	<b>22-0346-2</b>	13.0460-2985.2	<b>22-0132-0</b>
03.0520-0617.3	<b>51-0031</b>	03.0520-5120.3	<b>51-0023</b>	13.0460-0060.2	<b>22-0207-3</b>	13.0460-2873.2	<b>22-0346-0</b>	13.0460-2986.2	<b>22-0026-2</b>
03.0520-0619.3	<b>51-0010</b>	03.0520-5122.3	<b>51-0140</b>	13.0460-2707.2	<b>22-0704-0</b>	13.0460-2874.2	<b>22-0346-1</b>	13.0460-2987.2	<b>22-0072-1</b>
03.0520-0622.3	<b>51-0043</b>	03.0520-5219.3	<b>51-0079</b>	13.0460-2708.2	<b>22-0647-0</b>	13.0460-2875.2	<b>22-0774-1</b>	13.0460-2988.2	<b>22-0026-0</b>
03.0520-0625.3	<b>51-0139</b>	03.0520-5219.3	<b>51-0159</b>	13.0460-2710.2	<b>22-0664-0</b>	13.0460-2876.2	<b>22-0774-0</b>	13.0460-2989.2	<b>22-0026-1</b>
03.0520-0719.3	<b>51-0002</b>	03.0520-5220.3	<b>51-0052</b>	13.0460-2713.2	<b>22-0641-0</b>	13.0460-2877.2	<b>22-0100-4</b>	13.0460-2997.2	<b>22-0026-0</b>
03.0520-0723.3	<b>51-0070</b>	03.0520-5222.3	<b>51-0058</b>	13.0460-2714.2	<b>22-0769-0</b>	13.0460-2878.2	<b>22-0528-0</b>	13.0460-3009.2	<b>22-0002-0</b>
03.0520-0817.3	<b>51-0080</b>	03.0520-5319.3	<b>51-0125</b>	13.0460-2715.2	<b>22-0702-0</b>	13.0460-2879.2	<b>22-0324-0</b>	13.0460-3010.2	<b>22-0002-1</b>
03.0520-0820.3	<b>51-0048</b>	03.0520-5419.3	<b>51-0148</b>	13.0460-2722.2	<b>22-0676-0</b>	13.0460-2880.2	<b>22-0553-0</b>	13.0460-3011.2	<b>22-0009-0</b>
03.0520-0822.3	<b>51-0034</b>	03.0520-5420.3	<b>51-0137</b>	13.0460-2723.2	<b>22-0780-0</b>	13.0460-2881.2	<b>22-0329-0</b>	13.0460-3013.2	<b>22-0009-1</b>
03.0520-0825.3	<b>51-0138</b>	03.0520-5520.3	<b>51-0067</b>	13.0460-2724.2	<b>22-0528-1</b>	13.0460-2882.2	<b>22-0554-0</b>	13.0460-3014.2	<b>22-0009-2</b>
03.0520-0919.3	<b>51-0040</b>	03.0520-5620.3	<b>51-0136</b>	13.0460-2725.2	<b>22-0768-0</b>	13.0460-2883.2	<b>22-0547-0</b>	13.0460-3306.2	<b>22-0070-0</b>
03.0520-0920.3	<b>51-0013</b>	03.0520-5622.3	<b>51-0096</b>	13.0460-2727.2	<b>22-0061-0</b>	13.0460-2884.2	<b>22-0547-1</b>	13.0460-3401.2	<b>22-0200-0</b>
03.0520-0922.3	<b>51-0022</b>	03.0520-5719.3	<b>51-0141</b>	13.0460-2734.2	<b>22-0775-2</b>	13.0460-2885.2	<b>22-0646-0</b>	13.0460-3403.2	<b>22-0200-0</b>
03.0520-1017.3	<b>51-0038</b>	03.0520-5720.3	<b>51-0133</b>	13.0460-2738.2	<b>22-0707-0</b>	13.0460-2886.2	<b>22-0100-2</b>	13.0460-3504.2	<b>22-0566-0</b>
03.0520-1019.3	<b>51-0081</b>	03.0520-5722.3	<b>51-0097</b>	13.0460-2739.2	<b>22-0712-0</b>	13.0460-2887.2	<b>22-0553-0</b>	13.0460-3602.2	<b>22-0048-0</b>
03.0520-1020.3	<b>51-0014</b>	03.0520-5819.3	<b>51-0175</b>	13.0460-2741.2	<b>22-0812-0</b>	13.0460-2888.2	<b>22-0554-2</b>	13.0460-3605.2	<b>22-0180-0</b>
03.0520-1022.3	<b>51-0017</b>	03.0520-5919.3	<b>51-0198</b>	13.0460-2744.2	<b>22-0814-0</b>	13.0460-2890.2	<b>22-0554-1</b>	13.0460-3800.2	<b>22-0545-0</b>
03.0520-1117.3	<b>51-0011</b>	03.0520-5922.3	<b>51-0068</b>	13.0460-2745.2	<b>22-0816-0</b>	13.0460-2891.2	<b>22-0600-0</b>	13.0460-3803.2	<b>22-0125-0</b>
03.0520-1122.3	<b>51-0042</b>	03.0520-6019.3	<b>51-0176</b>	13.0460-2747.2	<b>22-0776-0</b>	13.0460-2892.2	<b>22-0601-0</b>	13.0460-3804.2	<b>22-0003-4</b>
03.0520-1219.3	<b>51-0024</b>	03.0520-6022.3	<b>51-0030</b>	13.0460-2748.2	<b>22-0776-0</b>	13.0460-2893.2	<b>22-0602-0</b>	13.0460-3805.2	<b>22-0203-0</b>
03.0520-1220.3	<b>51-0012</b>	03.0520-6119.3	<b>51-0164</b>	13.0460-2800.2	<b>22-0691-0</b>	13.0460-2894.2	<b>22-0100-1</b>	13.0460-3806.2	<b>22-0546-0</b>
03.0520-1222.3	<b>51-0020</b>	03.0520-6120.3	<b>51-0131</b>	13.0460-2801.2	<b>22-0191-0</b>	13.0460-2895.2	<b>22-0142-2</b>	13.0460-3807.2	<b>22-0159-1</b>
03.0520-1317.3	<b>51-0059</b>	03.0520-6219.3	<b>51-0167</b>	13.0460-2802.2	<b>22-0689-0</b>	13.0460-2896.2	<b>22-0216-1</b>	13.0460-3808.2	<b>22-0003-0</b>
03.0520-1319.3	<b>51-0082</b>	03.0520-6222.3	<b>51-0199</b>	13.0460-2803.2	<b>22-0174-0</b>	13.0460-2901.2	<b>22-0031-0</b>	13.0460-3809.2	<b>22-0638-0</b>
03.0520-1320.3	<b>51-0041</b>	03.0520-6319.3	<b>51-0228</b>	13.0460-2804.2	<b>22-0121-0</b>	13.0460-2902.2	<b>22-0058-1</b>	13.0460-3810.2	<b>22-0321-1</b>
03.0520-1417.3	<b>51-0027</b>	03.0520-6320.3	<b>51-0048</b>	13.0460-2805.2	<b>22-0119-0</b>	13.0460-2903.2	<b>22-0636-0</b>	13.0460-3811.2	<b>22-0322-1</b>
03.0520-1517.3	<b>51-0084</b>	03.0520-6419.3	<b>51-0231</b>	13.0460-2806.2	<b>22-0050-1</b>	13.0460-2904.2	<b>22-0018-0</b>	13.0460-3812.2	<b>22-0323-0</b>
03.0520-1519.3	<b>51-0007</b>	03.0520-6420.3	<b>51-0134</b>	13.0460-2809.2	<b>22-0074-1</b>	13.0460-2912.2	<b>22-0039-0</b>	13.0460-3813.2	<b>22-0639-0</b>
03.0520-1522.3	<b>51-0088</b>	03.0520-6422.3	<b>51-0237</b>	13.0460-2810.2	<b>22-0069-0</b>	13.0460-2913.2	<b>22-0039-1</b>	13.0460-3814.2	<b>22-0543-0</b>
03.0520-1617.3	<b>51-0112</b>	03.0520-6519.3	<b>51-0182</b>	13.0460-2811.2	<b>22-0150-0</b>	13.0460-2921.2	<b>22-0042-0</b>	13.0460-3815.2	<b>22-0544-0</b>
03.0520-1619.3	<b>51-0006</b>	03.0520-6520.3	<b>51-0092</b>	13.0460-2812.2	<b>22-0130-0</b>	13.0460-2923.2	<b>22-0041-0</b>	13.0460-3817.2	<b>22-0322-0</b>
03.0520-1720.3	<b>51-0035</b>	03.0520-6522.3	<b>51-0162</b>	13.0460-2813.2	<b>22-0030-1</b>	13.0460-2924.2	<b>22-0024-0</b>	13.0460-3818.2	<b>22-0321-0</b>
03.0520-1722.3	<b>51-0062</b>	03.0520-6522.3	<b>51-0163</b>	13.0460-2815.2	<b>22-0538-0</b>	13.0460-2925.2	<b>22-0148-1</b>	13.0460-3819.2	<b>22-0575-0</b>
03.0520-1820.3	<b>51-0051</b>	03.0520-6620.3	<b>51-0197</b>	13.0460-2816.2	<b>22-0213-0</b>	13.0460-2926.2	<b>22-0148-2</b>	13.0460-3821.2	<b>22-0576-0</b>
03.0520-1822.3	<b>51-0105</b>	03.0520-6622.3	<b>51-0146</b>	13.0460-2817.2	<b>22-0214-0</b>	13.0460-2927.2	<b>22-0061-0</b>	13.0460-3824.2	<b>22-0530-1</b>
03.0520-1917.3	<b>51-0123</b>	03.0520-6719.3	<b>51-0222</b>	13.0460-2819.2	<b>22-0100-1</b>	13.0460-2928.2	<b>22-0095-2</b>	13.0460-3825.2	<b>22-0706-0</b>
03.0520-2017.3	<b>51-0121</b>	03.0520-6819.3	<b>51-0223</b>	13.0460-2820.2	<b>22-0100-1</b>	13.0460-2933.2	<b>22-0095-0K</b>	13.0460-3826.2	<b>22-0321-0</b>
03.0520-2020.3	<b>51-0021</b>	03.0520-6920.3	<b>51-0147</b>	13.0460-2821.2	<b>22-0215-1</b>	13.0460-2934.2	<b>22-0148-0</b>	13.0460-3828.2	<b>22-0705-0</b>
03.0520-2022.3	<b>51-0036</b>	03.0520-6922.3	<b>51-0219</b>	13.0460-2822.2	<b>22-0215-0</b>	13.0460-2935.2	<b>22-0131-0</b>	13.0460-3829.2	<b>22-0637-0</b>
03.0520-2119.3	<b>51-0001</b>	03.0520-7220.3	<b>51-0145</b>	13.0460-2823.2	<b>22-0100-1</b>	13.0460-2936.2	<b>22-0024-1</b>	13.04	

Ad. OE	METELLI ref.	Ad. OE	METELLI ref.	Ad. OE	METELLI ref.	Ad. OE	METELLI ref.	Ad. OE	METELLI ref.
<b>ATE</b>		13.0460-4039.2	<b>22-0276-0</b>	13.0460-5032.2	<b>22-0027-0</b>	13.0460-5923.2	<b>22-0127-0</b>	13.0460-6907.2	<b>22-0016-1</b>
		13.0460-4040.2	<b>22-0275-0</b>	13.0460-5403.2	<b>22-0122-2</b>	13.0460-5924.2	<b>22-0535-0</b>	13.0460-6908.2	<b>22-0016-2</b>
		13.0460-4041.2	<b>22-0060-0</b>	13.0460-5405.2	<b>22-0312-0</b>	13.0460-5925.2	<b>22-0117-0</b>	13.0460-6911.2	<b>22-0016-0</b>
13.0460-3911.2	<b>22-0037-0</b>	13.0460-4042.2	<b>22-0060-1</b>	13.0460-5409.2	<b>22-0057-2</b>	13.0460-5926.2	<b>22-0357-0</b>	13.0460-6912.2	<b>22-0019-0</b>
13.0460-3914.2	<b>22-0075-0</b>	13.0460-4043.2	<b>22-0141-0</b>	13.0460-5410.2	<b>22-0057-0</b>	13.0460-5927.2	<b>22-0358-0</b>	13.0460-6913.2	<b>22-0052-0</b>
13.0460-3915.2	<b>22-0036-0</b>	13.0460-4044.2	<b>22-0003-0</b>	13.0460-5418.2	<b>22-0021-0</b>	13.0460-5928.2	<b>22-0175-0</b>	13.0460-6914.2	<b>22-0019-0</b>
13.0460-3916.2	<b>22-0185-1</b>	13.0460-4045.2	<b>22-0003-3</b>	13.0460-5469.2	<b>22-0078-1</b>	13.0460-5929.2	<b>22-0173-0</b>	13.0460-6916.2	<b>22-0177-0</b>
13.0460-3926.2	<b>22-0038-2</b>	13.0460-4047.2	<b>22-0567-0</b>	13.0460-5602.2	<b>22-0794-0</b>	13.0460-5930.2	<b>22-0467-0</b>	13.0460-7005.2	<b>22-0043-0</b>
13.0460-3927.2	<b>22-0022-0</b>	13.0460-4058.2	<b>22-0535-0</b>	13.0460-5604.2	<b>22-0796-0</b>	13.0460-5931.2	<b>22-0103-0</b>	13.0460-7027.2	<b>22-0029-1</b>
13.0460-3928.2	<b>22-0005-5</b>	13.0460-4059.2	<b>22-0192-0</b>	13.0460-5700.2	<b>22-0485-1</b>	13.0460-5932.2	<b>22-0068-0</b>	13.0460-7030.2	<b>22-0047-0K</b>
13.0460-3932.2	<b>22-0334-1</b>	13.0460-4060.2	<b>22-0255-0</b>	13.0460-5701.2	<b>22-0011-2</b>	13.0460-5933.2	<b>22-0188-0</b>	13.0460-7032.2	<b>22-0045-1K</b>
13.0460-3933.2	<b>22-0096-0</b>	13.0460-4063.2	<b>22-0015-4</b>	13.0460-5703.2	<b>22-0209-0</b>	13.0460-5934.2	<b>22-0231-0</b>	13.0460-7033.2	<b>22-0045-0K</b>
13.0460-3935.2	<b>22-0071-0</b>	13.0460-4064.2	<b>22-0343-0</b>	13.0460-5714.2	<b>22-0730-0</b>	13.0460-5935.2	<b>22-0109-0</b>	13.0460-7036.2	<b>22-0070-1</b>
13.0460-3936.2	<b>22-0001-0</b>	13.0460-4065.2	<b>22-0344-0</b>	13.0460-5743.2	<b>22-0751-0</b>	13.0460-5936.2	<b>22-0081-0</b>	13.0460-7038.2	<b>22-0044-0</b>
13.0460-3937.2	<b>22-0086-0</b>	13.0460-4066.2	<b>22-0060-2</b>	13.0460-5744.2	<b>22-0432-0</b>	13.0460-5937.2	<b>22-0066-1</b>	13.0460-7040.2	<b>22-0094-2</b>
13.0460-3938.2	<b>22-0102-0</b>	13.0460-4069.2	<b>22-0597-0</b>	13.0460-5752.2	<b>22-0792-0</b>	13.0460-5938.2	<b>22-0227-0</b>	13.0460-7041.2	<b>22-0094-0</b>
13.0460-3939.2	<b>22-0033-0</b>	13.0460-4201.2	<b>22-0667-0</b>	13.0460-5753.2	<b>22-0789-0</b>	13.0460-5939.2	<b>22-0067-0</b>	13.0460-7042.2	<b>22-0023-0</b>
13.0460-3940.2	<b>22-0033-1</b>	13.0460-4202.2	<b>22-0667-1</b>	13.0460-5754.2	<b>22-0790-0</b>	13.0460-5940.2	<b>22-0115-0</b>	13.0460-7046.2	<b>22-0091-0</b>
13.0460-3942.2	<b>22-0063-0</b>	13.0460-4401.2	<b>22-0014-0</b>	13.0460-5785.2	<b>22-0778-0</b>	13.0460-5941.2	<b>22-0246-1</b>	13.0460-7047.2	<b>22-0070-1</b>
13.0460-3943.2	<b>22-0037-4</b>	13.0460-4801.2	<b>22-0251-4</b>	13.0460-5788.2	<b>22-0779-0</b>	13.0460-5942.2	<b>22-0244-0</b>	13.0460-7048.2	<b>22-0044-0</b>
13.0460-3944.2	<b>22-0056-0</b>	13.0460-4803.2	<b>22-0288-4</b>	13.0460-5800.2	<b>22-0421-0</b>	13.0460-5943.2	<b>22-0138-0</b>	13.0460-7049.2	<b>22-0122-2K</b>
13.0460-3945.2	<b>22-0055-0</b>	13.0460-4804.2	<b>22-0288-1</b>	13.0460-5801.2	<b>22-0485-0</b>	13.0460-5944.2	<b>22-0196-0</b>	13.0460-7050.2	<b>22-0181-0</b>
13.0460-3946.2	<b>22-0264-0</b>	13.0460-4805.2	<b>22-0651-0</b>	13.0460-5802.2	<b>22-0387-0</b>	13.0460-5945.2	<b>22-0228-0</b>	13.0460-7051.2	<b>22-0077-0</b>
13.0460-3947.2	<b>22-0184-1</b>	13.0460-4807.2	<b>22-0708-0</b>	13.0460-5803.2	<b>22-0361-0</b>	13.0460-5947.2	<b>22-0114-0</b>	13.0460-7052.2	<b>22-0117-0</b>
13.0460-3948.2	<b>22-0184-0</b>	13.0460-4809.2	<b>22-0708-0</b>	13.0460-5804.2	<b>22-0302-1</b>	13.0460-5948.2	<b>22-0238-0</b>	13.0460-7053.2	<b>22-0182-0</b>
13.0460-3949.2	<b>22-0137-0</b>	13.0460-4810.2	<b>22-0709-0</b>	13.0460-5806.2	<b>22-0232-1</b>	13.0460-5949.2	<b>22-0179-0</b>	13.0460-7054.2	<b>22-0040-0</b>
13.0460-3950.2	<b>22-0159-1</b>	13.0460-4811.2	<b>22-0709-0</b>	13.0460-5807.2	<b>22-0305-0</b>	13.0460-5950.2	<b>22-0123-0</b>	13.0460-7055.2	<b>22-0040-1</b>
13.0460-3951.2	<b>22-0159-0</b>	13.0460-4812.2	<b>22-0710-0</b>	13.0460-5808.2	<b>22-0487-0</b>	13.0460-5951.2	<b>22-0149-0</b>	13.0460-7056.2	<b>22-0146-1</b>
13.0460-3952.2	<b>22-0037-1</b>	13.0460-4817.2	<b>22-0669-0</b>	13.0460-5809.2	<b>22-0287-0</b>	13.0460-5952.2	<b>22-0224-0</b>	13.0460-7057.2	<b>22-0146-0</b>
13.0460-3953.2	<b>22-0036-5</b>	13.0460-4823.2	<b>22-0711-0</b>	13.0460-5810.2	<b>22-0423-0</b>	13.0460-5953.2	<b>22-0221-0</b>	13.0460-7058.2	<b>22-0156-0</b>
13.0460-3954.2	<b>22-0038-0</b>	13.0460-4826.2	<b>22-0671-0</b>	13.0460-5811.2	<b>22-0292-0</b>	13.0460-5954.2	<b>22-0223-1</b>	13.0460-7059.2	<b>22-0045-2K</b>
13.0460-3955.2	<b>22-0036-2</b>	13.0460-4828.2	<b>22-0268-0</b>	13.0460-5812.2	<b>22-0424-0</b>	13.0460-5955.2	<b>22-0172-0</b>	13.0460-7060.2	<b>22-0146-1</b>
13.0460-3956.2	<b>22-0144-0</b>	13.0460-4830.2	<b>22-0671-1</b>	13.0460-5813.2	<b>22-0450-0</b>	13.0460-5956.2	<b>22-0145-0</b>	13.0460-7061.2	<b>22-0178-1K</b>
13.0460-3957.2	<b>22-0105-0</b>	13.0460-4832.2	<b>22-0251-2</b>	13.0460-5814.2	<b>22-0451-0</b>	13.0460-5957.2	<b>22-0107-1</b>	13.0460-7063.2	<b>22-0057-3</b>
13.0460-3959.2	<b>22-0195-0</b>	13.0460-4834.2	<b>22-0660-0</b>	13.0460-5815.2	<b>22-0446-0</b>	13.0460-5958.2	<b>22-0134-0</b>	13.0460-7064.2	<b>22-0079-0</b>
13.0460-3960.2	<b>22-0194-0</b>	13.0460-4837.2	<b>22-0695-0</b>	13.0460-5816.2	<b>22-0239-0</b>	13.0460-5959.2	<b>22-0198-0</b>	13.0460-7065.2	<b>22-0082-0</b>
13.0460-3961.2	<b>22-0147-1</b>	13.0460-4851.2	<b>22-0288-0</b>	13.0460-5817.2	<b>22-0614-0</b>	13.0460-5960.2	<b>22-0110-0</b>	13.0460-7066.2	<b>22-0040-2</b>
13.0460-3962.2	<b>22-0037-5</b>	13.0460-4905.2	<b>22-0284-0</b>	13.0460-5818.2	<b>22-0384-0</b>	13.0460-5961.2	<b>22-0416-0</b>	13.0460-7067.2	<b>22-0082-1</b>
13.0460-3963.2	<b>22-0143-0</b>	13.0460-4907.2	<b>22-0085-0</b>	13.0460-5819.2	<b>22-0447-0</b>	13.0460-5962.2	<b>22-0034-0</b>	13.0460-7069.2	<b>22-0083-0</b>
13.0460-3964.2	<b>22-0143-0K</b>	13.0460-4908.2	<b>22-0025-0</b>	13.0460-5820.2	<b>22-0175-0</b>	13.0460-5963.2	<b>22-0202-1</b>	13.0460-7071.2	<b>22-0093-0</b>
13.0460-3965.2	<b>22-0071-1</b>	13.0460-4911.2	<b>22-0531-0</b>	13.0460-5821.2	<b>22-0476-0</b>	13.0460-5965.2	<b>22-0230-1</b>	13.0460-7072.2	<b>22-0206-1</b>
13.0460-3966.2	<b>22-0322-1</b>	13.0460-4913.2	<b>22-0139-0</b>	13.0460-5822.2	<b>22-0475-0</b>	13.0460-5966.2	<b>22-0097-0</b>	13.0460-7073.2	<b>22-0088-0</b>
13.0460-3968.2	<b>22-0186-0</b>	13.0460-4914.2	<b>22-0268-0</b>	13.0460-5824.2	<b>22-0389-0</b>	13.0460-5967.2	<b>22-0116-0</b>	13.0460-7075.2	<b>22-0070-0</b>
13.0460-3969.2	<b>22-0098-0</b>	13.0460-4919.2	<b>22-0139-1</b>	13.0460-5825.2	<b>22-0464-1</b>	13.0460-5968.2	<b>22-0281-0</b>	13.0460-7076.2	<b>22-0279-0</b>
13.0460-3970.2	<b>22-0017-0</b>	13.0460-4921.2	<b>22-0333-0</b>	13.0460-5826.2	<b>22-0396-0</b>	13.0460-5969.2	<b>22-0422-0</b>	13.0460-7077.2	<b>22-0181-1</b>
13.0460-3971.2	<b>22-0017-1</b>	13.0460-4953.2	<b>22-0051-1</b>	13.0460-5827.2	<b>22-0465-0</b>	13.0460-5970.2	<b>22-0370-0</b>	13.0460-7078.2	<b>22-0559-0</b>
13.0460-3972.2	<b>22-0157-0</b>	13.0460-4954.2	<b>22-0051-0</b>	13.0460-5829.2	<b>22-0502-0</b>	13.0460-5971.2	<b>22-0226-0</b>	13.0460-7079.2	<b>22-0560-0</b>
13.0460-3973.2	<b>22-0290-0</b>	13.0460-4955.2	<b>22-0051-2</b>	13.0460-5830.2	<b>22-0174-1</b>	13.0460-5972.2	<b>22-0390-0</b>	13.0460-7080.2	<b>22-0128-0</b>
13.0460-3974.2	<b>22-0253-0</b>	13.0460-4956.2	<b>22-0285-0</b>	13.0460-5831.2	<b>22-0301-0</b>	13.0460-5973.2	<b>22-0303-0</b>	13.0460-7081.2	<b>22-0181-2</b>
13.0460-3975.2	<b>22-0254-0</b>	13.0460-4957.2	<b>22-0165-0</b>	13.0460-5832.2	<b>22-0364-0</b>	13.0460-5974.2	<b>22-0197-0</b>	13.0460-7082.2	<b>22-0256-0</b>
13.0460-3976.2	<b>22-0259-0</b>	13.0460-4958.2	<b>22-0251-0</b>	13.0460-5833.2	<b>22-0365-0</b>	13.0460-5975.2	<b>22-0234-0</b>	13.0460-7083.2	<b>22-0571-0</b>
13.0460-3977.2	<b>22-0253-1</b>	13.0460-4964.2	<b>22-0251-2</b>	13.0460-5834.2	<b>22-0472-0</b>	13.0460-5976.2	<b>22-0108-0</b>	13.0460-7084.2	<b>22-0311-0</b>
13.0460-3978.2	<b>22-0313-0</b>	13.0460-4965.2	<b>22-0645-0</b>	13.0460-5835.2	<b>22-0161-2</b>	13.0460-5978.2	<b>22-0135-0</b>	13.0460-7085.2	<b>22-0192-0</b>
13.0460-3979.2	<b>22-0341-0</b>	13.0460-4966.2	<b>22-0212-0</b>	13.0460-5836.2	<b>22-0419-0</b>	13.0460-5979.2	<b>22-0388-0</b>	13.0460-7086.2	<b>22-0219-0</b>
13.0460-3980.2	<b>22-0573-0</b>	13.0460-4968.2	<b>22-0251-0</b>	13.0460-5837.2	<b>22-0418-0</b>	13.0460-5980.2	<b>22-0398-0</b>	13.0460-7087.2	<b>22-0252-0</b>
13.0460-3982.2	<b>22-0321-0</b>	13.0460-4969.2	<b>22-0251-1</b>	13.0460-5838.2	<b>22-0248-0</b>	13.0460-5981.2	<b>22-0151-0</b>	13.0460-7088.2	<b>22-0156-1</b>
13.0460-3983.2	<b>22-0322-0</b>	13.0460-4971.2	<b>22-0288-0</b>	13.0460-5839.2	<b>22-0436-0</b>	13.0460-5982.2	<b>22-0298-0</b>	13.0460-7089.2	<b>22-0207-0</b>
13.0460-3984.2	<b>22-0577-0</b>	13.0460-4972.2	<b>22-0288-2</b>	13.0460-5840.2	<b>22-0161-0</b>	13.0460-5983.2	<b>22-0193-0</b>	13.0460-7090.2	<b>22-0210-0</b>
13.0460-3985.2	<b>22-0574-0</b>	13.0460-4974.2	<b>22-0739-0</b>	13.0460-5841.2	<b>22-0403-0</b>	13.0460-5984.2	<b>22-0402-0</b>	13.0460-7091.2	<b>22-0118-0</b>
13.0460-3986.2	<b>22-0334-0</b>	13.0460-4975.2	<b>22-0578-5</b>	13.0460-5842.2	<b>22-0406-0</b>	13.0460-5985.2	<b>22-0168-0</b>	13.0460-7100.2	<b>22-0206-0</b>
13.0460-3987.2	<b>22-0318-0</b>	13.0460-4976.2	<b>22-0655-0</b>	13.0460-5843.2	<b>22-0612-0</b>	13			

CROSS REFERENCES LIST



Ad. OE	METELLI ref.	Ad. OE	METELLI ref.	Ad. OE	METELLI ref.	Ad. OE	METELLI ref.	Ad. OE	METELLI ref.
<b>ATE</b>		13.0460-7225.2	<b>22-0643-0</b>	24.0109-0140.1	<b>23-0635</b>	24.0110-0251.1	<b>23-0488</b>	24.0112-0115.1	<b>23-0174</b>
		13.0460-7227.2	<b>22-0549-4</b>	24.0109-0142.1	<b>23-0947</b>	24.0110-0255.1	<b>23-0270</b>	24.0112-0116.1	<b>23-0082</b>
		13.0460-7228.2	<b>22-0675-0</b>	24.0109-0152.1	<b>23-0803</b>	24.0110-0258.1	<b>23-0807C</b>	24.0112-0117.1	<b>23-0124</b>
13.0460-7129.2	<b>22-0274-1</b>	13.0460-7229.2	<b>22-0800-0</b>	24.0109-0154.1	<b>23-0982</b>	24.0110-0259.1	<b>23-0774C</b>	24.0112-0118.1	<b>23-0128</b>
13.0460-7131.2	<b>22-0057-4</b>	13.0460-7230.2	<b>22-0675-3</b>	24.0110-0101.1	<b>23-0012</b>	24.0110-0260.1	<b>23-0806C</b>	24.0112-0121.1	<b>23-0281</b>
13.0460-7132.2	<b>22-0273-2</b>	13.0460-7231.2	<b>22-0770-0</b>	24.0110-0101.1	<b>23-0325</b>	24.0110-0261.1	<b>23-0748C</b>	24.0112-0122.1	<b>23-0156</b>
13.0460-7133.2	<b>22-0082-2</b>	13.0460-7232.2	<b>22-0644-4</b>	24.0110-0102.1	<b>23-0009</b>	24.0110-0264.1	<b>23-0713</b>	24.0112-0123.1	<b>23-0301</b>
13.0460-7134.2	<b>22-0192-1</b>	13.0460-7236.2	<b>22-0552-0</b>	24.0110-0110.1	<b>23-0140</b>	24.0110-0268.1	<b>23-0610</b>	24.0112-0124.1	<b>23-0187</b>
13.0460-7135.2	<b>22-0348-0</b>	13.0460-7237.2	<b>22-0558-4</b>	24.0110-0111.1	<b>23-0117</b>	24.0110-0270.1	<b>23-0644</b>	24.0112-0125.1	<b>23-0205</b>
13.0460-7137.2	<b>22-0337-0</b>	13.0460-7238.2	<b>22-0558-6</b>	24.0110-0115.1	<b>23-0542</b>	24.0110-0271.1	<b>23-0667C</b>	24.0112-0126.1	<b>23-0227</b>
13.0460-7138.2	<b>22-0122-1</b>	13.0460-7239.2	<b>22-0823-0</b>	24.0110-0116.1	<b>23-0708C</b>	24.0110-0272.1	<b>23-0583</b>	24.0112-0127.1	<b>23-0179</b>
13.0460-7139.2	<b>22-0220-1</b>	13.0460-7240.2	<b>22-0552-1</b>	24.0110-0117.1	<b>23-0189</b>	24.0110-0273.1	<b>23-0783C</b>	24.0112-0128.1	<b>23-0313</b>
13.0460-7140.2	<b>22-0083-2</b>	13.0460-7242.2	<b>22-0675-1</b>	24.0110-0129.1	<b>23-0018</b>	24.0110-0274.1	<b>23-0796</b>	24.0112-0129.1	<b>23-0414</b>
13.0460-7141.2	<b>22-0274-2</b>	13.0460-7244.2	<b>22-0666-0</b>	24.0110-0136.1	<b>23-0756</b>	24.0110-0275.2	<b>23-0117</b>	24.0112-0130.1	<b>23-0206</b>
13.0460-7142.2	<b>22-0316-0</b>	13.0460-7245.2	<b>22-0552-2</b>	24.0110-0139.1	<b>23-0026</b>	24.0110-0276.2	<b>23-0312</b>	24.0112-0131.1	<b>23-0480</b>
13.0460-7143.2	<b>22-0279-1</b>	13.0460-7248.2	<b>22-0335-0</b>	24.0110-0144.1	<b>23-0283</b>	24.0110-0277.1	<b>23-0724</b>	24.0112-0132.1	<b>23-0400</b>
13.0460-7144.2	<b>22-0307-0</b>	13.0460-7249.2	<b>22-0803-0</b>	24.0110-0148.1	<b>23-0041</b>	24.0110-0278.1	<b>23-0624C</b>	24.0112-0133.1	<b>23-0112</b>
13.0460-7145.2	<b>22-0309-0</b>	13.0460-7250.2	<b>22-0803-1</b>	24.0110-0150.1	<b>23-0084</b>	24.0110-0280.1	<b>23-0712</b>	24.0112-0133.1	<b>23-0358</b>
13.0460-7146.2	<b>22-0126-0</b>	13.0460-7251.2	<b>22-0337-1</b>	24.0110-0151.1	<b>23-0054</b>	24.0110-0283.1	<b>23-0698</b>	24.0112-0134.1	<b>23-0218</b>
13.0460-7148.2	<b>22-0315-0</b>	13.0460-7252.2	<b>22-0675-5</b>	24.0110-0152.1	<b>23-0071</b>	24.0110-0284.1	<b>23-0856</b>	24.0112-0135.1	<b>23-0260</b>
13.0460-7153.2	<b>22-0551-0</b>	13.0460-7253.2	<b>22-0337-1</b>	24.0110-0156.1	<b>23-0088</b>	24.0110-0285.1	<b>23-0762</b>	24.0112-0136.2	<b>23-0335</b>
13.0460-7154.2	<b>22-0550-0</b>	13.0460-7254.2	<b>22-0800-0</b>	24.0110-0157.1	<b>23-0149</b>	24.0110-0286.1	<b>23-0592</b>	24.0112-0137.1	<b>23-0348</b>
13.0460-7155.2	<b>22-0207-3</b>	13.0460-7256.2	<b>22-0675-2</b>	24.0110-0165.2	<b>23-0057</b>	24.0110-0287.1	<b>23-0951</b>	24.0112-0138.1	<b>23-0657</b>
13.0460-7156.2	<b>22-0550-0</b>	13.0460-7902.2	<b>22-0014-2</b>	24.0110-0166.1	<b>23-0011</b>	24.0110-0290.1	<b>23-0410C</b>	24.0112-0139.1	<b>23-0251</b>
13.0460-7157.2	<b>22-0335-0</b>	13.0460-7903.2	<b>22-0014-3</b>	24.0110-0172.1	<b>23-0172</b>	24.0110-0291.1	<b>23-0799</b>	24.0112-0140.1	<b>23-0662</b>
13.0460-7158.2	<b>22-0336-0</b>	13.0460-7904.2	<b>22-0262-0</b>	24.0110-0174.1	<b>23-0095</b>	24.0110-0296.1	<b>23-0579</b>	24.0112-0141.1	<b>23-0377</b>
13.0460-7159.2	<b>22-0336-1</b>	13.0460-7908.2	<b>22-0014-7</b>	24.0110-0178.1	<b>23-0185</b>	24.0110-0302.1	<b>23-0622</b>	24.0112-0142.1	<b>23-0491</b>
13.0460-7160.2	<b>22-0337-0</b>	13.0460-8002.2	<b>22-0696-0</b>	24.0110-0179.1	<b>23-0159</b>	24.0110-0304.1	<b>23-0768</b>	24.0112-0143.1	<b>23-0425</b>
13.0460-7161.2	<b>22-0555-0</b>	13.0460-8003.2	<b>22-0356-0</b>	24.0110-0180.1	<b>23-0135</b>	24.0110-0305.1	<b>23-0971</b>	24.0112-0144.1	<b>23-0470</b>
13.0460-7162.2	<b>22-0556-0</b>	13.0460-8004.2	<b>22-0569-0</b>	24.0110-0182.1	<b>23-0658</b>	24.0110-0310.1	<b>23-0672</b>	24.0112-0146.1	<b>23-0114</b>
13.0460-7163.2	<b>22-0656-1</b>	13.0460-8005.2	<b>22-0570-0</b>	24.0110-0183.1	<b>23-0097</b>	24.0110-0312.1	<b>23-0931</b>	24.0112-0147.1	<b>23-0620</b>
13.0460-7164.2	<b>22-0206-3</b>	13.0460-8006.2	<b>22-0046-0</b>	24.0110-0185.1	<b>23-0044</b>	24.0110-0314.1	<b>23-0817</b>	24.0112-0148.1	<b>23-0749C</b>
13.0460-7165.2	<b>22-0656-0</b>	13.0460-8007.2	<b>22-0570-1</b>	24.0110-0186.1	<b>23-0121</b>	24.0110-0315.1	<b>23-0814</b>	24.0112-0149.1	<b>23-0522</b>
13.0460-7166.2	<b>22-0549-0</b>	13.0460-9028.2	<b>22-0011-0</b>	24.0110-0187.1	<b>23-0100</b>	24.0110-0318.1	<b>23-0869</b>	24.0112-0151.1	<b>23-0562</b>
13.0460-7167.2	<b>22-0558-0</b>	13.0460-9029.2	<b>22-0011-1</b>	24.0110-0189.1	<b>23-0074</b>	24.0110-0320.1	<b>23-0771</b>	24.0112-0152.1	<b>23-0782C</b>
13.0460-7168.2	<b>22-0561-0</b>	13.0460-9032.2	<b>22-0028-0</b>	24.0110-0190.1	<b>23-0193</b>	24.0110-0323.1	<b>23-0857</b>	24.0112-0153.1	<b>23-0603</b>
13.0460-7169.2	<b>22-0773-0</b>	132158	<b>23-0937</b>	24.0110-0191.1	<b>23-0196</b>	24.0110-0323.1	<b>23-0890</b>	24.0112-0154.1	<b>23-0683</b>
13.0460-7170.2	<b>22-0771-0</b>	24.0107-0100.1	<b>23-0016</b>	24.0110-0192.1	<b>23-0221</b>	24.0110-0325.2	<b>23-0804</b>	24.0112-0155.1	<b>23-0690</b>
13.0460-7171.2	<b>22-0568-0</b>	24.0107-0105.2	<b>23-0113</b>	24.0110-0193.1	<b>23-0072</b>	24.0110-0326.1	<b>23-0612</b>	24.0112-0156.1	<b>23-0554</b>
13.0460-7172.2	<b>22-0540-0</b>	24.0107-0108.1	<b>23-0661</b>	24.0110-0194.2	<b>23-0325</b>	24.0110-0331.1	<b>23-0943</b>	24.0112-0157.1	<b>23-0609</b>
13.0460-7173.2	<b>22-0118-1</b>	24.0108-0100.1	<b>23-0055</b>	24.0110-0196.1	<b>23-0168</b>	24.0110-0714.1	<b>23-0595</b>	24.0112-0158.1	<b>23-0725</b>
13.0460-7174.2	<b>22-0644-0</b>	24.0108-0104.1	<b>23-0107</b>	24.0110-0197.1	<b>23-0226</b>	24.0111-0101.2	<b>23-0692</b>	24.0112-0159.1	<b>23-0865</b>
13.0460-7175.2	<b>22-0337-0</b>	24.0108-0105.1	<b>23-0216</b>	24.0110-0198.1	<b>23-0318</b>	24.0111-0108.2	<b>23-0008</b>	24.0112-0160.1	<b>23-0585</b>
13.0460-7176.2	<b>22-0557-0</b>	24.0108-0106.1	<b>23-0271</b>	24.0110-0199.1	<b>23-0217</b>	24.0111-0113.1	<b>23-0033</b>	24.0112-0162.1	<b>23-0795</b>
13.0460-7177.2	<b>22-0345-0</b>	24.0108-0107.1	<b>23-0153</b>	24.0110-0201.1	<b>23-0395C</b>	24.0111-0115.1	<b>23-0043</b>	24.0112-0164.1	<b>23-0802</b>
13.0460-7178.2	<b>22-0345-1</b>	24.0108-0108.1	<b>23-0236</b>	24.0110-0202.1	<b>23-0229C</b>	24.0111-0116.1	<b>23-0021</b>	24.0112-0165.1	<b>23-0973</b>
13.0460-7179.2	<b>22-0539-0</b>	24.0108-0108.1	<b>23-0384</b>	24.0110-0203.1	<b>23-0312</b>	24.0111-0119.1	<b>23-0232</b>	24.0112-0166.1	<b>23-0855C</b>
13.0460-7180.2	<b>22-0083-2</b>	24.0108-0108.1	<b>23-0516</b>	24.0110-0204.1	<b>23-0350</b>	24.0111-0120.1	<b>23-0663</b>	24.0112-0167.1	<b>23-0830</b>
13.0460-7181.2	<b>22-0083-0</b>	24.0108-0108.1	<b>23-0537</b>	24.0110-0205.1	<b>23-0426</b>	24.0111-0125.1	<b>23-0594</b>	24.0112-0168.1	<b>23-0585</b>
13.0460-7182.2	<b>22-0662-0</b>	24.0108-0109.1	<b>23-0198</b>	24.0110-0206.1	<b>23-0311</b>	24.0111-0126.1	<b>23-0031</b>	24.0112-0169.1	<b>23-0852</b>
13.0460-7184.2	<b>22-0548-0</b>	24.0108-0109.1	<b>23-0243</b>	24.0110-0208.1	<b>23-0334</b>	24.0111-0129.1	<b>23-0020</b>	24.0112-0170.1	<b>23-0862</b>
13.0460-7185.2	<b>22-0207-5</b>	24.0108-0109.1	<b>23-0383</b>	24.0110-0209.1	<b>23-0368</b>	24.0111-0130.1	<b>23-0014</b>	24.0112-0171.1	<b>23-0864</b>
13.0460-7186.2	<b>22-0533-0</b>	24.0108-0109.1	<b>23-0385</b>	24.0110-0210.1	<b>23-0394C</b>	24.0111-0132.1	<b>23-0144</b>	24.0112-0172.1	<b>23-0956</b>
13.0460-7188.2	<b>22-0599-0</b>	24.0108-0111.1	<b>23-0599</b>	24.0110-0211.1	<b>23-0785</b>	24.0111-0135.1	<b>23-0131</b>	24.0112-0176.1	<b>23-0875</b>
13.0460-7189.2	<b>22-0688-0</b>	24.0108-0112.1	<b>23-0722</b>	24.0110-0212.1	<b>23-0267</b>	24.0111-0136.1	<b>23-0030</b>	24.0112-0177.2	<b>23-0844</b>
13.0460-7190.2	<b>22-0661-0</b>	24.0108-0112.1	<b>23-0833</b>	24.0110-0213.1	<b>23-0649</b>	24.0111-0137.1	<b>23-0103</b>	24.0112-0184.1	<b>23-0858</b>
13.0460-7191.2	<b>22-0552-2</b>	24.0108-0114.2	<b>23-0722</b>	24.0110-0214.1	<b>23-0376C</b>	24.0111-0138.1	<b>23-0106</b>	24.0113-0113.1	<b>23-0045</b>
13.0460-7192.2	<b>22-0552-1</b>	24.0109-0100.2	<b>23-0878</b>	24.0110-0215.1	<b>23-0633</b>	24.0111-0141.1	<b>23-0627</b>	24.0113-0122.1	<b>23-0042</b>
13.0460-7193.2	<b>22-0534-0</b>	24.0109-0103.1	<b>23-0299</b>	24.0110-0216.1	<b>23-0374</b>	24.0111-0142.1	<b>23-0388</b>	24.0113-0124.1	<b>23-0138</b>
13.0460-7194.2	<b>22-0337-1</b>	24.0109-0108.1	<b>23-0065</b>	24.0110-0217.1	<b>23-0485C</b>	24.0111-0143.1	<b>23-0286</b>	24.0113-0125.1	<b>23-0022</b>
13.0460-7195.2	<b>22-0337-1</b>	24.0109-0109.1	<b>23-0287</b>	24.0110-0218.1	<b>23-0337</b>	24.0111-0145.1	<b>23-0897</b>	24.0113-0128.1	<b>23-0025</b>
13.0460-7196.2	<b>22-0256-1</b>	24.0109-0110.1	<b>23-0034</b>	24.0110-0219.1	<b>23-0534</b>	24.0111-0148.2	<b>23-0584</b>	24.0113-0137.1	<b>23-0046</b>
13.0460-7199.2	<b>22-0813-0</b>	24.0109-0114.1	<b>23-0277C</b>	24.0110-0220.1	<b>23-0535</b>	24.0111-0149.1			



Ad. OE	METELLI ref.	Ad. OE	METELLI ref.	Ad. OE	METELLI ref.	Ad. OE	METELLI ref.	Ad. OE	METELLI ref.
<b>ATE</b>		24.0118-0120.1	<b>23-0505</b>	24.0121-0113.1	<b>23-0573</b>	24.0122-0211.1	<b>23-0728</b>	24.0124-0191.1	<b>23-0829</b>
		24.0118-0127.1	<b>23-0280</b>	24.0121-0114.1	<b>23-0574</b>	24.0122-0215.1	<b>23-0849C</b>	24.0124-0192.1	<b>23-0623</b>
		24.0118-0129.1	<b>23-0509</b>	24.0122-0100.1	<b>23-0242</b>	24.0122-0216.1	<b>23-0641</b>	24.0124-0193.1	<b>23-0331</b>
24.0113-0178.1	<b>23-0186</b>	24.0118-0130.1	<b>23-0464</b>	24.0122-0101.1	<b>23-0656</b>	24.0122-0219.1	<b>23-0889</b>	24.0124-0195.1	<b>23-0694</b>
24.0113-0179.1	<b>23-0329</b>	24.0118-0131.1	<b>23-0552</b>	24.0122-0103.1	<b>23-0188</b>	24.0122-0223.1	<b>23-0866</b>	24.0124-0197.1	<b>23-0870</b>
24.0113-0181.1	<b>23-0392</b>	24.0118-0137.1	<b>23-0614</b>	24.0122-0106.1	<b>23-0047</b>	24.0122-0224.1	<b>23-0813</b>	24.0124-0199.	<b>23-0719</b>
24.0113-0182.1	<b>23-0551</b>	24.0118-0138.1	<b>23-0836</b>	24.0122-0107.1	<b>23-0298</b>	24.0122-0225.1	<b>23-0387</b>	24.0124-0199.1	<b>23-0719</b>
24.0113-0184.1	<b>23-0401</b>	24.0118-0138.1	<b>23-0905</b>	24.0122-0107.1	<b>23-0407</b>	24.0122-0226.1	<b>23-0964</b>	24.0124-0199.1	<b>23-0921</b>
24.0113-0185.1	<b>23-0486</b>	24.0118-0139.1	<b>23-0850</b>	24.0122-0108.1	<b>23-0234</b>	24.0122-0227.1	<b>23-0959</b>	24.0124-0200.1	<b>23-0872</b>
24.0113-0186.1	<b>23-0478</b>	24.0118-0140.1	<b>23-0464</b>	24.0122-0111.1	<b>23-0060</b>	24.0122-0231.1	<b>23-0835</b>	24.0124-0208.1	<b>23-0340</b>
24.0113-0188.1	<b>23-0268</b>	24.0118-0141.1	<b>23-0651</b>	24.0122-0112.1	<b>23-0059</b>	24.0122-0232.1	<b>23-0470</b>	24.0124-0209.1	<b>23-0341</b>
24.0113-0189.1	<b>23-0359</b>	24.0118-0145.1	<b>23-0926</b>	24.0122-0114.1	<b>23-0224</b>	24.0122-0232.1	<b>23-0831</b>	24.0124-0706.1	<b>23-0787</b>
24.0113-0190.1	<b>23-0136</b>	24.0118-0709.1	<b>23-0972</b>	24.0122-0115.1	<b>23-0474C</b>	24.0122-0235.1	<b>23-0962</b>	24.0125-0102.1	<b>23-0438</b>
24.0113-0191.1	<b>23-0483</b>	24.0119-0106.1	<b>23-0306</b>	24.0122-0116.1	<b>23-0086</b>	24.0122-0236.1	<b>23-0873</b>	24.0125-0105.1	<b>23-0262C</b>
24.0113-0192.1	<b>23-0430</b>	24.0119-0107.1	<b>23-0450C</b>	24.0122-0118.1	<b>23-0061</b>	24.0122-0238.1	<b>23-0811</b>	24.0125-0108.1	<b>23-0448</b>
24.0113-0193.1	<b>23-0471</b>	24.0119-0108.1	<b>23-0704C</b>	24.0122-0119.2	<b>23-0158</b>	24.0122-0239.1	<b>23-0810</b>	24.0125-0110.1	<b>23-0386C</b>
24.0113-0194.1	<b>23-0767</b>	24.0119-0109.1	<b>23-0393</b>	24.0122-0122.1	<b>23-0123</b>	24.0122-0241.1	<b>23-0859</b>	24.0125-0110.1	<b>23-0701C</b>
24.0113-0195.1	<b>23-0597</b>	24.0119-0110.1	<b>23-0757</b>	24.0122-0123.1	<b>23-0167</b>	24.0122-0242.1	<b>23-0941</b>	24.0125-0113.1	<b>23-0365</b>
24.0113-0197.1	<b>23-0483</b>	24.0119-0112.1	<b>23-0950</b>	24.0122-0124.1	<b>23-0211</b>	24.0122-0246.1	<b>23-0944</b>	24.0125-0114.1	<b>23-0403</b>
24.0113-0198.1	<b>23-0430</b>	24.0119-0114.1	<b>23-0955</b>	24.0122-0127.1	<b>23-0225</b>	24.0122-0248.1	<b>23-0940</b>	24.0125-0115.1	<b>23-0378</b>
24.0114-0100.1	<b>23-0162</b>	24.0119-0115.1	<b>23-0626</b>	24.0122-0128.1	<b>23-0202</b>	24.0122-0249.1	<b>23-0961</b>	24.0125-0117.1	<b>23-0685</b>
24.0114-0101.1	<b>23-0052</b>	24.0119-0116.1	<b>23-0788</b>	24.0122-0129.1	<b>23-0213</b>	24.0122-0252.1	<b>23-0895</b>	24.0125-0118.1	<b>23-0716</b>
24.0114-0102.1	<b>23-0192</b>	24.0120-0100.1	<b>23-0275</b>	24.0122-0130.1	<b>23-0240</b>	24.0122-0256.1	<b>23-0945</b>	24.0125-0119.1	<b>23-0605</b>
24.0114-0103.1	<b>23-0163</b>	24.0120-0105.1	<b>23-0272</b>	24.0122-0132.1	<b>23-0314</b>	24.0122-0724.1	<b>23-0778</b>	24.0125-0123.1	<b>23-0706C</b>
24.0114-0107.1	<b>23-0049</b>	24.0120-0106.1	<b>23-0050</b>	24.0122-0133.1	<b>23-0521</b>	24.0123-0101.1	<b>23-0670</b>	24.0125-0124.1	<b>23-0646</b>
24.0114-0108.1	<b>23-0422</b>	24.0120-0108.1	<b>23-0037</b>	24.0122-0134.1	<b>23-0321</b>	24.0123-0102.1	<b>23-0362</b>	24.0125-0125.1	<b>23-0381</b>
24.0114-0109.2	<b>23-0342</b>	24.0120-0114.2	<b>23-0291</b>	24.0122-0135.1	<b>23-0094</b>	24.0123-0103.1	<b>23-0360</b>	24.0125-0129.1	<b>23-0257</b>
24.0114-0110.2	<b>23-0079</b>	24.0120-0115.1	<b>23-0096</b>	24.0122-0136.1	<b>23-0320</b>	24.0123-0104.1	<b>23-0503</b>	24.0125-0130.1	<b>23-0497</b>
24.0114-0112.1	<b>23-0558</b>	24.0120-0115.1	<b>23-0790</b>	24.0122-0137.1	<b>23-0201</b>	24.0123-0105.1	<b>23-0650</b>	24.0125-0131.1	<b>23-0514</b>
24.0114-0113.1	<b>23-0544</b>	24.0120-0119.1	<b>23-0247</b>	24.0122-0138.1	<b>23-0200</b>	24.0123-0109.1	<b>23-0958</b>	24.0125-0132.1	<b>23-0543</b>
24.0114-0116.1	<b>23-0888</b>	24.0120-0121.1	<b>23-0346</b>	24.0122-0139.1	<b>23-0330</b>	24.0123-0110.1	<b>23-0932</b>	24.0125-0136.1	<b>23-0529</b>
24.0115-0105.1	<b>23-0263</b>	24.0120-0123.1	<b>23-0170</b>	24.0122-0141.1	<b>23-0190</b>	24.0124-0101.1	<b>23-0137</b>	24.0125-0137.1	<b>23-0726C</b>
24.0115-0106.1	<b>23-0659</b>	24.0120-0124.1	<b>23-0119</b>	24.0122-0142.1	<b>23-0336</b>	24.0124-0103.1	<b>23-0051</b>	24.0125-0138.1	<b>23-0518C</b>
24.0115-0108.1	<b>23-0472</b>	24.0120-0125.1	<b>23-0110</b>	24.0122-0143.1	<b>23-0109</b>	24.0124-0105.1	<b>23-0274</b>	24.0125-0140.1	<b>23-0512</b>
24.0115-0109.1	<b>23-0526</b>	24.0120-0126.1	<b>23-0108</b>	24.0122-0145.1	<b>23-0183</b>	24.0124-0109.1	<b>23-0120</b>	24.0125-0141.1	<b>23-0608</b>
24.0115-0111.1	<b>23-0769C</b>	24.0120-0127.1	<b>23-0067</b>	24.0122-0146.1	<b>23-0249</b>	24.0124-0111.1	<b>23-0194</b>	24.0125-0142.1	<b>23-0826</b>
24.0115-0112.1	<b>23-0539</b>	24.0120-0128.1	<b>23-0230</b>	24.0122-0147.1	<b>23-0369</b>	24.0124-0112.1	<b>23-0073</b>	24.0125-0143.1	<b>23-0801</b>
24.0116-0100.1	<b>23-0210</b>	24.0120-0129.1	<b>23-0184</b>	24.0122-0148.1	<b>23-0550</b>	24.0124-0113.1	<b>23-0180</b>	24.0125-0144.1	<b>23-0256</b>
24.0116-0101.1	<b>23-0419</b>	24.0120-0131.1	<b>23-0111</b>	24.0122-0149.1	<b>23-0466</b>	24.0124-0114.1	<b>23-0279</b>	24.0125-0145.1	<b>23-0734</b>
24.0116-0102.1	<b>23-0290</b>	24.0120-0132.1	<b>23-0238</b>	24.0122-0150.1	<b>23-0391</b>	24.0124-0115.1	<b>23-0166</b>	24.0125-0146.1	<b>23-0582</b>
24.0116-0104.1	<b>23-0292</b>	24.0120-0133.1	<b>23-0191</b>	24.0122-0150.1	<b>23-0904</b>	24.0124-0118.1	<b>23-0437</b>	24.0125-0147.1	<b>23-0621</b>
24.0116-0105.1	<b>23-0134</b>	24.0120-0134.1	<b>23-0152</b>	24.0122-0151.1	<b>23-0390</b>	24.0124-0119.1	<b>23-0446</b>	24.0125-0148.1	<b>23-0800</b>
24.0116-0106.1	<b>23-0161</b>	24.0120-0135.1	<b>23-0151</b>	24.0122-0152.1	<b>23-0468C</b>	24.0124-0120.1	<b>23-0316</b>	24.0125-0148.1	<b>23-0825</b>
24.0116-0107.2	<b>23-0308</b>	24.0120-0140.1	<b>23-0284</b>	24.0122-0153.1	<b>23-0363</b>	24.0124-0121.1	<b>23-0120</b>	24.0125-0149.1	<b>23-0867</b>
24.0116-0108.1	<b>23-0293</b>	24.0120-0142.1	<b>23-0231</b>	24.0122-0154.1	<b>23-0289</b>	24.0124-0125.1	<b>23-0443</b>	24.0125-0155.1	<b>23-0637</b>
24.0116-0110.1	<b>23-0492</b>	24.0120-0143.1	<b>23-0157</b>	24.0122-0156.1	<b>23-0351</b>	24.0124-0127.1	<b>23-0340</b>	24.0125-0156.1	<b>23-0845</b>
24.0116-0112.2	<b>23-0241</b>	24.0120-0146.1	<b>23-0317</b>	24.0122-0158.1	<b>23-0439</b>	24.0124-0128.1	<b>23-0507</b>	24.0125-0157.1	<b>23-0638</b>
24.0116-0114.1	<b>23-0732</b>	24.0120-0147.1	<b>23-0169</b>	24.0122-0159.1	<b>23-0396C</b>	24.0124-0129.1	<b>23-0347</b>	24.0125-0158.1	<b>23-0840</b>
24.0116-0115.1	<b>23-0731</b>	24.0120-0148.1	<b>23-0115</b>	24.0122-0160.1	<b>23-0515C</b>	24.0124-0130.1	<b>23-0653</b>	24.0125-0160.1	<b>23-0752</b>
24.0116-0117.1	<b>23-0841</b>	24.0120-0152.1	<b>23-0248</b>	24.0122-0161.1	<b>23-0418</b>	24.0124-0131.1	<b>23-0459</b>	24.0125-0162.1	<b>23-0687</b>
24.0116-0119.1	<b>23-0797</b>	24.0120-0153.1	<b>23-0364</b>	24.0122-0162.1	<b>23-0416</b>	24.0124-0132.1	<b>23-0458</b>	24.0125-0165.1	<b>23-0729</b>
24.0116-0121.1	<b>23-0936</b>	24.0120-0154.1	<b>23-0398C</b>	24.0122-0163.1	<b>23-0695C</b>	24.0124-0133.1	<b>23-0442</b>	24.0125-0167.1	<b>23-0832</b>
24.0116-0123.1	<b>23-0911</b>	24.0120-0155.1	<b>23-0402</b>	24.0122-0164.1	<b>23-0294</b>	24.0124-0136.1	<b>23-0461</b>	24.0125-0168.1	<b>23-0639</b>
24.0116-0124.1	<b>23-0952</b>	24.0120-0156.1	<b>23-0076</b>	24.0122-0165.1	<b>23-0246</b>	24.0124-0137.1	<b>23-0116</b>	24.0125-0171.1	<b>23-0745C</b>
24.0116-0125.1	<b>23-0912</b>	24.0120-0157.1	<b>23-0305</b>	24.0122-0166.1	<b>23-0617</b>	24.0124-0138.1	<b>23-0341</b>	24.0125-0172.1	<b>23-0726C</b>
24.0117-0100.1	<b>23-0175</b>	24.0120-0158.1	<b>23-0496</b>	24.0122-0167.1	<b>23-0253</b>	24.0124-0139.1	<b>23-0455</b>	24.0125-0175.1	<b>23-0892</b>
24.0117-0101.1	<b>23-0165</b>	24.0120-0162.1	<b>23-0504</b>	24.0122-0168.1	<b>23-0469</b>	24.0124-0140.1	<b>23-0463</b>	24.0125-0184.1	<b>23-0917</b>
24.0117-0101.1	<b>23-0176</b>	24.0120-0163.1	<b>23-0510</b>	24.0122-0169.1	<b>23-0406</b>	24.0124-0141.1	<b>23-0495</b>	24.0126-0100.1	<b>23-0295</b>
24.0117-0102.1	<b>23-0758</b>	24.0120-0168.1	<b>23-0642</b>	24.0122-0170.1	<b>23-0405</b>	24.0124-0143.1	<b>23-0237</b>	24.0126-0101.1	<b>23-0373</b>
24.0117-0103.1	<b>23-0691</b>	24.0120-0173.1	<b>23-0682C</b>	24.0122-0172.1	<b>23-0476</b>	24.0124-0146.1	<b>23-0652</b>	24.0126-0102.1	<b>23-0375</b>
24.0117-0104.1	<b>23-0501</b>	24.0120-0174.1	<b>23-0569</b>	24.0122-0177.1	<b>23-0265</b>	24.0124-0149.1	<b>23-0498</b>	24.0126-0103.1	<b>23-0367</b>
24.0117-0105.1	<b>23-0587</b>	24.0120-0175.1	<b>23-0717</b>	24.0122-0178.1	<b>23-0255</b>	24.0124-0152.1	<b>23-0490</b>	24.0126-0104.1	<b>23-0338</b>
24.0117-0106.1	<b>23-0839</b>	24.0120-0177.1	<b>23-0504</b>	24.0122-0179.1	<b>23-0545</b>	24.0124-0153.1	<b>23-0473</b>	24.0126-0105.1	<b>23-0310</b>
24.0117-0107.1	<b>23-0923</b>	24.0120-0180.1	<b>23-0834</b>	24.0122-0180.1	<b>23-0710</b>	24.0124-015			

CROSS REFERENCES LIST



Ad. OE	METELLI ref.	Ad. OE	METELLI ref.	Ad. OE	METELLI ref.	Ad. OE	METELLI ref.	Ad. OE	METELLI ref.
<b>ATE</b>		24.0130-0186.2	<b>23-0853C</b>	24.0220-0024.1	<b>18-0116</b>	24.0223-0003.1	<b>18-0185</b>	24.0322-0159.1	<b>23-0396C</b>
		24.0130-0192.1	<b>23-0874</b>	24.0220-0026.1	<b>18-0296</b>	24.0223-0005.1	<b>18-0042</b>	24.0322-0160.1	<b>23-0515C</b>
		24.0132-0114.1	<b>23-0842C</b>	24.0220-0027.1	<b>18-0257</b>	24.0223-0007.1	<b>18-0197</b>	24.0322-0161.1	<b>23-0418</b>
24.0126-0125.1	<b>23-0571</b>	24.0132-0116.1	<b>23-0727</b>	24.0220-0029.1	<b>18-0282</b>	24.0223-0008.2	<b>18-0302</b>	24.0322-0162.1	<b>23-0416</b>
24.0126-0126.1	<b>23-0843</b>	24.0132-0117.1	<b>23-0919</b>	24.0220-0030.1	<b>18-0081</b>	24.0223-0009.1	<b>18-0220</b>	24.0322-0168.1	<b>23-0469</b>
24.0126-0127.1	<b>23-0593</b>	24.0132-0118.1	<b>23-0920</b>	24.0220-0032.1	<b>18-0219</b>	24.0223-0011.1	<b>18-0198</b>	24.0322-0170.1	<b>23-0405</b>
24.0126-0128.1	<b>23-0789</b>	24.0132-0131.1	<b>23-0885</b>	24.0220-0033.2	<b>18-0301</b>	24.0223-0012.1	<b>18-0192</b>	24.0322-0172.1	<b>23-0476</b>
24.0126-0128.1	<b>23-0927</b>	24.0132-0157.1	<b>23-0963</b>	24.0220-0035.1	<b>18-0119</b>	24.0223-0013.2	<b>18-0305</b>	24.0322-0199.1	<b>23-0598</b>
24.0126-0130.1	<b>23-0696C</b>	24.0132-0158.1	<b>23-0937</b>	24.0220-0036.1	<b>18-0310</b>	24.0223-0015.1	<b>18-0208</b>	24.0322-0210.1	<b>23-0733</b>
24.0126-0135.1	<b>23-0891</b>	24.0134-0123.1	<b>23-0882</b>	24.0220-0037.1	<b>18-0358</b>	24.0223-0016.1	<b>18-0260</b>	24.0324-0115.1	<b>23-0166</b>
24.0126-0138.1	<b>23-0772</b>	24.0134-0124.1	<b>23-0876</b>	24.0220-0038.1	<b>18-0350</b>	24.0223-0017.1	<b>18-0214</b>	24.0324-0120.1	<b>23-0316</b>
24.0126-0139.1	<b>23-0970</b>	24.0216-5001.1	<b>18-0160</b>	24.0220-0038.1	<b>18-0351</b>	24.0223-0018.2	<b>18-0306</b>	24.0324-0126.1	<b>23-0533</b>
24.0126-0140.1	<b>23-0751</b>	24.0216-5701.2	<b>18-0160</b>	24.0220-0039.1	<b>18-0350</b>	24.0223-0020.1	<b>18-0359</b>	24.0324-0152.1	<b>23-0490</b>
24.0126-0141.1	<b>23-0854</b>	24.0216-5701.2	<b>18-0239</b>	24.0220-0041.1	<b>18-0107</b>	24.0223-0021.1	<b>18-0389</b>	24.0324-0158.1	<b>23-0517</b>
24.0126-0146.1	<b>23-0877</b>	24.0216-5701.2	<b>18-0244</b>	24.0220-0043.1	<b>18-0086</b>	24.0225-0001.1	<b>18-0044</b>	24.0324-0159.1	<b>23-0467</b>
24.0126-0150.1	<b>23-0927</b>	24.0217-8001.1	<b>18-0267</b>	24.0220-0044.1	<b>18-0385</b>	24.0225-0002.1	<b>18-0043</b>	24.0324-0161.1	<b>23-0684</b>
24.0128-0102.1	<b>23-0520</b>	24.0218-0007.1	<b>18-0187</b>	24.0220-0046.1	<b>18-0383</b>	24.0225-0003.1	<b>18-0025</b>	24.0324-0166.1	<b>23-0604</b>
24.0128-0103.1	<b>23-0300</b>	24.0218-0009.2	<b>18-0276</b>	24.0220-0047.1	<b>18-0356</b>	24.0225-0004.1	<b>18-0026</b>	24.0324-0171.1	<b>23-0533</b>
24.0128-0104.1	<b>23-0441</b>	24.0218-0010.2	<b>18-0270</b>	24.0220-0047.12	<b>18-0304</b>	24.0225-2001.2	<b>18-0195</b>	24.0324-0181.1	<b>23-0809C</b>
24.0128-0105.1	<b>23-0399</b>	24.0218-0011.1	<b>18-0008</b>	24.0220-0712.2	<b>18-0313</b>	24.0225-2002.2	<b>18-0194</b>	24.0324-0197.1	<b>23-0870</b>
24.0128-0106.1	<b>23-0508C</b>	24.0218-0012.1	<b>18-0142</b>	24.0220-0718.2	<b>18-0188</b>	24.0225-2003.1	<b>18-0189</b>	24.0324-0200.1	<b>23-0872</b>
24.0128-0106.1	<b>23-0753C</b>	24.0218-0013.1	<b>18-0143</b>	24.0220-0718.2	<b>18-0202</b>	24.0225-4002.1	<b>18-0013</b>	24.0325-0110.1	<b>23-0386C</b>
24.0128-0113.1	<b>23-0447</b>	24.0218-0014.1	<b>18-0234</b>	24.0220-0718.2	<b>18-0213</b>	24.0225-4003.1	<b>18-0222</b>	24.0325-0110.1	<b>23-0701C</b>
24.0128-0114.1	<b>23-0494</b>	24.0218-0015.1	<b>18-0235</b>	24.0220-0718.2	<b>18-0259</b>	24.0225-4004.1	<b>18-0284</b>	24.0325-0113.1	<b>23-0365</b>
24.0128-0116.1	<b>23-0647</b>	24.0218-0016.1	<b>18-0165</b>	24.0220-3001.2	<b>18-0268</b>	24.0225-4005.1	<b>18-0016</b>	24.0325-0115.1	<b>23-0378</b>
24.0128-0118.1	<b>23-0506C</b>	24.0218-0017.1	<b>18-0242</b>	24.0220-3002.2	<b>18-0275</b>	24.0225-4007.1	<b>18-0298</b>	24.0325-0119.1	<b>23-0605</b>
24.0128-0120.1	<b>23-0500</b>	24.0218-0018.1	<b>18-0080</b>	24.0220-3003.1	<b>18-0148</b>	24.0225-4011.2	<b>18-0176</b>	24.0325-0123.1	<b>23-0706C</b>
24.0128-0122.1	<b>23-0808</b>	24.0218-0019.2	<b>18-0292</b>	24.0220-3004.2	<b>18-0287</b>	24.0225-4012.1	<b>18-0065</b>	24.0325-0131.1	<b>23-0514</b>
24.0128-0123.1	<b>23-0561C</b>	24.0218-0020.1	<b>18-0241</b>	24.0220-3005.1	<b>18-0145</b>	24.0225-4012.1	<b>18-0336</b>	24.0325-0137.1	<b>23-0726C</b>
24.0128-0125.1	<b>23-0524C</b>	24.0218-0021.1	<b>18-0056</b>	24.0220-3006.1	<b>18-0291</b>	24.0225-4014.1	<b>18-0293</b>	24.0325-0138.1	<b>23-0518C</b>
24.0128-0127.1	<b>23-0699</b>	24.0218-0022.1	<b>18-0057</b>	24.0220-3007.1	<b>18-0019</b>	24.0225-4014.1	<b>18-0330</b>	24.0325-0141.1	<b>23-0608</b>
24.0128-0128.1	<b>23-0557</b>	24.0218-0023.1	<b>18-0223</b>	24.0220-3008.2	<b>18-0288</b>	24.0225-4015.2	<b>18-0170</b>	24.0325-0142.1	<b>23-0826</b>
24.0128-0129.1	<b>23-0532</b>	24.0218-0024.2	<b>18-0289</b>	24.0220-3009.2	<b>18-0290</b>	24.0225-4015.2	<b>18-0171</b>	24.0325-0145.1	<b>23-0734</b>
24.0128-0132.1	<b>23-0798</b>	24.0218-0025.1	<b>18-0055</b>	24.0220-3009.2	<b>18-0388</b>	24.0225-4016.1	<b>18-0368</b>	24.0325-0148.1	<b>23-0800</b>
24.0128-0133.1	<b>23-0674</b>	24.0218-0026.1	<b>18-0227</b>	24.0220-3010.1	<b>18-0152</b>	24.0225-4017.1	<b>18-0348</b>	24.0325-0158.1	<b>23-0840</b>
24.0128-0134.1	<b>23-0678</b>	24.0218-0027.1	<b>18-0228</b>	24.0220-3010.1	<b>18-0374</b>	24.0225-4018.1	<b>18-0112</b>	24.0325-0171.1	<b>23-0745C</b>
24.0128-0135.1	<b>23-0673</b>	24.0218-0028.1	<b>18-0069</b>	24.0220-3011.1	<b>18-0097</b>	24.0225-5003.1	<b>18-0017</b>	24.0325-0172.1	<b>23-0726C</b>
24.0128-0136.1	<b>23-0615</b>	24.0218-0029.2	<b>18-0261</b>	24.0220-3012.1	<b>18-0151</b>	24.0225-5004.2	<b>18-0168</b>	24.0326-0106.1	<b>23-0454</b>
24.0128-0137.1	<b>23-0681C</b>	24.0218-0031.2	<b>18-0061</b>	24.0220-3013.1	<b>18-0246</b>	24.0225-5004.2	<b>18-0169</b>	24.0326-0107.1	<b>23-0770C</b>
24.0128-0140.1	<b>23-0764</b>	24.0218-0032.1	<b>18-0156</b>	24.0220-3014.1	<b>18-0245</b>	24.0226-0001.1	<b>18-0221</b>	24.0326-0120.1	<b>23-0566</b>
24.0128-0141.1	<b>23-0600C</b>	24.0218-0033.2	<b>18-0249</b>	24.0220-3015.1	<b>18-0049</b>	24.0226-0002.1	<b>18-0052</b>	24.0326-0120.1	<b>23-0566</b>
24.0128-0144.1	<b>23-0847C</b>	24.0218-0035.1	<b>18-0311</b>	24.0220-3016.1	<b>18-0082</b>	24.0226-8001.1	<b>18-0203</b>	24.0326-0123.1	<b>23-0675</b>
24.0128-0145.1	<b>23-0723</b>	24.0218-0036.1	<b>18-0218</b>	24.0220-3018.2	<b>18-0327</b>	24.0227-0001.1	<b>18-0199</b>	24.0328-0106.1	<b>23-0508C</b>
24.0128-0147.1	<b>23-0780</b>	24.0218-0039.1	<b>18-0370</b>	24.0220-3020.2	<b>18-0319</b>	24.0228-0001.1	<b>18-0285</b>	24.0328-0106.1	<b>23-0753C</b>
24.0128-0148.1	<b>23-0689</b>	24.0218-0042.1	<b>18-0343</b>	24.0220-3021.1	<b>18-0149</b>	24.0228-0002.1	<b>18-0134</b>	24.0328-0123.1	<b>23-0561C</b>
24.0128-0149.1	<b>23-0883</b>	24.0218-0043.1	<b>18-0060</b>	24.0220-3021.1	<b>18-0157</b>	24.0228-0002.1	<b>18-0308</b>	24.0328-0129.1	<b>23-0532</b>
24.0128-0154.1	<b>23-0896</b>	24.0218-0044.2	<b>18-0349</b>	24.0220-3022.1	<b>18-0059</b>	24.0228-0003.1	<b>18-0369</b>	24.0328-0136.1	<b>23-0615</b>
24.0128-0156.1	<b>23-0898</b>	24.0218-0044.2	<b>18-0362</b>	24.0220-3023.1	<b>18-0047</b>	24.0228-0004.1	<b>18-0367</b>	24.0328-0137.1	<b>23-0681C</b>
24.0128-0157.1	<b>23-0899</b>	24.0218-0046.1	<b>18-0387</b>	24.0220-3026.2	<b>18-0365</b>	24.0229-5002.1	<b>18-0108</b>	24.0330-0107.1	<b>23-0693C</b>
24.0128-0176.1	<b>23-0601</b>	24.0218-0707.2	<b>18-0187</b>	24.0220-3028.1	<b>18-0384</b>	24.0270-0007.1	<b>18-0191</b>	24.0330-0113.1	<b>23-0705C</b>
24.0128-0182.1	<b>23-0673</b>	24.0218-0707.2	<b>18-0191</b>	24.0220-3029.1	<b>18-0363</b>	24.0310-0151.1	<b>23-0054</b>		
24.0128-0184.1	<b>23-0846</b>	24.0218-0713.2	<b>18-0143</b>	24.0220-3030.1	<b>18-0352</b>	24.0310-0217.1	<b>23-0485C</b>		
24.0128-0185.1	<b>23-0860</b>	24.0218-0714.2	<b>18-0234</b>	24.0220-3033.1	<b>18-0381</b>	24.0311-0141.1	<b>23-0627</b>		
24.0128-0191.1	<b>23-0906</b>	24.0218-0715.2	<b>18-0235</b>	24.0220-3034.1	<b>18-0353</b>	24.0312-0106.1	<b>23-0053</b>		
24.0128-0192.1	<b>23-0861</b>	24.0218-0716.2	<b>18-0165</b>	24.0220-3035.1	<b>18-0373</b>	24.0312-0125.1	<b>23-0205</b>		
24.0128-0194.1	<b>23-0968</b>	24.0218-0716.2	<b>18-0238</b>	24.0220-3036.1	<b>18-0382</b>	24.0312-0126.1	<b>23-0227</b>	325493B	<b>53-0004</b>
24.0128-0200.1	<b>23-0776</b>	24.0218-0717.2	<b>18-0242</b>	24.0220-3045.1	<b>18-0226</b>	24.0312-0141.1	<b>23-0377</b>	325496B	<b>53-0377</b>
24.0128-0201.1	<b>23-0071</b>	24.0218-0720.2	<b>18-0164</b>	24.0220-3720.2	<b>18-0319</b>	24.0312-0144.1	<b>23-0470</b>	325501B	<b>53-0377</b>
24.0128-0202.1	<b>23-0880</b>	24.0218-0720.2	<b>18-0241</b>	24.0222-0001.1	<b>18-0083</b>	24.0313-0161.1	<b>23-0080</b>	325504B	<b>53-0003</b>
24.0128-0203.1	<b>23-0881</b>	24.0218-0724.2	<b>18-0276</b>	24.0222-0002.1	<b>18-0085</b>	24.0313-0161.1	<b>23-0568</b>	325507B	<b>53-0101</b>
24.0128-0213.1	<b>23-0884</b>	24.0218-0724.2	<b>18-0289</b>	24.0222-8009.1	<b>18-0045</b>	24.0313-0178.1	<b>23-0186</b>	325524B	<b>53-0103</b>
24.0128-0214.1	<b>23-0887</b>	24.0218-0724.2	<b>18-0292</b>	24.0222-8010.2	<b>18-0272</b>	24.0313-0181.1	<b>23-0392</b>	325525B	<b>53-0104</b>
24.0128-0708.1	<b>23-0781</b>	24.0218-0724.2	<b>18-0294</b>	24.0222-8011.1	<b>18-0278</b>	24.0315-0105.1	<b>23-0263</b>	325532B	<b>53-0102</b>
24.0129-0101.1	<b>23-0894</b>	24.0218-0732.2	<b>18-0142</b>	24.0222-8013.1	<b>18-0046</b>	24.0318-0106.1	<b>23-0372</b>	325535B	<b>53-0465</b>
24.0130-0100.1	<b>23-0413</b>	24.0218-0732.2	<b>18-0156</b>	24.0222-8014.1	<b>18-0283</b>	24.0320			



Ad. OE	METELLI ref.	Ad. OE	METELLI ref.	Ad. OE	METELLI ref.	Ad. OE	METELLI ref.	Ad. OE	METELLI ref.
<b>BENDIX</b>		329213B	<b>18-0022</b>	346151B	<b>53-0420</b>	361374B	<b>53-0251</b>	362225B	<b>53-0015</b>
		329214B	<b>18-0023</b>	346156B	<b>53-0415</b>	361375B	<b>53-0252</b>	362227B	<b>53-0320K</b>
		329214B	<b>18-0024</b>	346162B	<b>53-0033</b>	361376B	<b>53-0420</b>	362228B	<b>53-0346</b>
329005B	<b>18-0008</b>	329215B	<b>18-0059</b>	346169B	<b>53-0366</b>	361377B	<b>53-0322</b>	362229B	<b>53-0340</b>
329006B	<b>18-0009</b>	329216B	<b>18-0060</b>	346174B	<b>53-0416</b>	361383B	<b>53-0150</b>	362230B	<b>53-0022</b>
329007B	<b>18-0011</b>	329217B	<b>18-0150</b>	346175B	<b>53-0408</b>	361384B	<b>53-0203</b>	362237B	<b>53-0153</b>
329008B	<b>18-0013</b>	329218B	<b>18-0151</b>	346176B	<b>53-0064</b>	361385B	<b>53-0033</b>	362239B	<b>53-0207</b>
329008B	<b>18-0015</b>	329219B	<b>18-0152</b>	346177B	<b>53-0475</b>	361388B	<b>53-0064</b>	362240B	<b>53-0201</b>
329009B	<b>18-0014</b>	329220B	<b>18-0153</b>	346182B	<b>53-0277</b>	361394B	<b>53-0203</b>	362243B	<b>53-0306</b>
329011B	<b>18-0016</b>	329221B	<b>18-0280</b>	346186B	<b>53-0394</b>	361395B	<b>53-0190</b>	362247B	<b>53-0021Y</b>
329012B	<b>18-0017</b>	329253B	<b>18-0358</b>	346201B	<b>53-0153</b>	361401B	<b>53-0277</b>	362248B	<b>53-0475</b>
329016B	<b>18-0028</b>	329257B	<b>18-0379</b>	346202B	<b>53-0152</b>	361402B	<b>53-0273</b>	362249B	<b>53-0320Y</b>
329020B	<b>18-0032</b>	329261B	<b>18-0373</b>	346208B	<b>53-0109</b>	361403B	<b>53-0416</b>	362251B	<b>53-0323</b>
329022B	<b>18-0035</b>	329265B	<b>18-0383</b>	346233B	<b>53-0206</b>	361408B	<b>53-0392</b>	362252B	<b>53-0343</b>
329026B	<b>18-0042</b>	329275B	<b>18-0384</b>	346238B	<b>53-0378</b>	361409B	<b>53-0391</b>	362263B	<b>53-0003</b>
329027B	<b>18-0043</b>	329288B	<b>18-0385</b>	346239B	<b>53-0117K</b>	361414B	<b>53-0466</b>	362265B	<b>53-0460</b>
329028B	<b>18-0044</b>	329306B	<b>18-0072</b>	346240B	<b>53-0118K</b>	361415B	<b>53-0467</b>	362270B	<b>53-0014</b>
329029B	<b>18-0045</b>	329307B	<b>18-0376</b>	361001B	<b>53-0055</b>	361417B	<b>53-0305</b>	362282B	<b>53-0275</b>
329030B	<b>18-0046</b>	329328B	<b>18-0385</b>	361028B	<b>53-0010</b>	361419B	<b>53-0115</b>	362285B	<b>53-0074</b>
329043B	<b>18-0056</b>	329714B	<b>18-0319</b>	361038B	<b>53-0004</b>	361420B	<b>53-0116</b>	362287B	<b>53-0124</b>
329044B	<b>18-0057</b>	329715B	<b>18-0289</b>	361040B	<b>53-0101</b>	361421B	<b>53-0114</b>	362288B	<b>53-0125</b>
329045B	<b>18-0058</b>	329731B	<b>18-0381</b>	361046B	<b>53-0100</b>	361426B	<b>53-0021Y</b>	362289B	<b>53-0345</b>
329052B	<b>18-0076</b>	329732B	<b>18-0382</b>	361052B	<b>53-0002</b>	361427B	<b>53-0036</b>	362290B	<b>53-0021K</b>
329060B	<b>18-0080</b>	330127B	<b>53-0105</b>	361055B	<b>53-0270</b>	361428B	<b>53-0066J</b>	362291B	<b>53-0279</b>
329062B	<b>18-0082</b>	330765B	<b>53-0462</b>	361063B	<b>53-0300</b>	361429B	<b>53-0067</b>	362297B	<b>53-0380</b>
329063B	<b>18-0085</b>	330768B	<b>53-0271</b>	361066B	<b>53-0301</b>	361430B	<b>53-0068</b>	362300B	<b>53-0117K</b>
329066B	<b>18-0091</b>	330769B	<b>53-0303</b>	361085B	<b>53-0458</b>	361436B	<b>53-0205</b>	362301B	<b>53-0126</b>
329067B	<b>18-0092</b>	330770B	<b>53-0304</b>	361087B	<b>53-0459</b>	361439B	<b>53-0323</b>	362302B	<b>53-0127</b>
329070B	<b>18-0096</b>	330773B	<b>53-0200</b>	361091B	<b>53-0408</b>	361443B	<b>53-0394</b>	362303B	<b>53-0340K</b>
329071B	<b>18-0097</b>	330774B	<b>53-0152</b>	361092B	<b>53-0409</b>	361446B	<b>53-0456</b>	362308B	<b>53-0323</b>
329083B	<b>18-0116</b>	330776B	<b>53-0409</b>	361099B	<b>53-0464</b>	361448B	<b>53-0324</b>	362309B	<b>53-0022</b>
329092B	<b>18-0122</b>	330778B	<b>53-0413</b>	361105B	<b>53-0198</b>	361449B	<b>53-0346</b>	362312B	<b>53-0070</b>
329106B	<b>18-0142</b>	330781B	<b>53-0302</b>	361125B	<b>53-0341</b>	361450B	<b>53-0345</b>	362313B	<b>53-0069</b>
329107B	<b>18-0143</b>	330783B	<b>53-0464</b>	361133B	<b>53-0339K</b>	361453B	<b>53-0192</b>	362314B	<b>53-0065</b>
329108B	<b>18-0144</b>	330785B	<b>53-0149</b>	361156B	<b>53-0473</b>	361457B	<b>53-0154</b>	362315B	<b>53-0284</b>
329110B	<b>18-0145</b>	330794B	<b>53-0417</b>	361159B	<b>53-0011</b>	361467B	<b>53-0274</b>	362318B	<b>53-0350</b>
329113B	<b>18-0148</b>	330798B	<b>53-0062</b>	361168B	<b>53-0103</b>	361496B	<b>53-0419</b>	362319B	<b>53-0326</b>
329121B	<b>18-0164</b>	330801B	<b>53-0344</b>	361169B	<b>53-0104</b>	361529B	<b>53-0206</b>	362320B	<b>53-0353</b>
329122B	<b>18-0165</b>	330803B	<b>53-0108</b>	361174B	<b>53-0302</b>	361531B	<b>53-0397</b>	362324B	<b>53-0002</b>
329126B	<b>18-0188</b>	330804B	<b>53-0272</b>	361181B	<b>53-0014</b>	361532B	<b>53-0395</b>	362325B	<b>53-0067</b>
329127B	<b>18-0189</b>	330809B	<b>53-0322</b>	361182B	<b>53-0102</b>	361535B	<b>53-0378</b>	362326B	<b>53-0325</b>
329129B	<b>18-0191</b>	337976B	<b>53-0345</b>	361196B	<b>53-0232</b>	361536B	<b>53-0117K</b>	362328B	<b>53-0422</b>
329131B	<b>18-0194</b>	338390B	<b>53-0001</b>	361212B	<b>53-0113</b>	361537B	<b>53-0118K</b>	362335B	<b>53-0354</b>
329133B	<b>18-0197</b>	338490B	<b>53-0305</b>	361213B	<b>53-0008</b>	361538B	<b>53-0415</b>	362337B	<b>53-0072</b>
329135B	<b>18-0200</b>	338495B	<b>53-0106</b>	361216B	<b>53-0465</b>	361552B	<b>53-0283</b>	362338B	<b>53-0073</b>
329136B	<b>18-0202</b>	338500B	<b>53-0274</b>	361223B	<b>53-0271</b>	361554B	<b>53-0320Y</b>	362339B	<b>53-0426</b>
329137B	<b>18-0203</b>	338502B	<b>53-0343</b>	361229B	<b>53-0199</b>	361555B	<b>53-0119</b>	362340B	<b>53-0351</b>
329141B	<b>18-0220</b>	338503B	<b>53-0111K</b>	361237B	<b>53-0303</b>	361556B	<b>53-0120</b>	362341B	<b>53-0320K</b>
329143B	<b>18-0222</b>	338507B	<b>53-0012</b>	361238B	<b>53-0304</b>	361557B	<b>53-0121</b>	362342B	<b>53-0327</b>
329150B	<b>18-0233</b>	338508B	<b>53-0307</b>	361260B	<b>53-0462</b>	361560B	<b>53-0122</b>	362344B	<b>53-0414</b>
329151B	<b>18-0234</b>	338509B	<b>53-0306</b>	361262B	<b>53-0233</b>	361561B	<b>53-0123</b>	362349B	<b>53-0421</b>
329152B	<b>18-0235</b>	338512B	<b>53-0190</b>	361265B	<b>53-0100</b>	361570B	<b>53-0210</b>	362351B	<b>53-0383</b>
329155B	<b>18-0238</b>	338513B	<b>53-0005</b>	361266B	<b>53-0013</b>	361571B	<b>53-0166</b>	362352B	<b>53-0425</b>
329156B	<b>18-0239</b>	338514B	<b>53-0466</b>	361267B	<b>53-0152</b>	361572B	<b>53-0167</b>	362354B	<b>53-0155</b>
329158B	<b>18-0241</b>	338515B	<b>53-0150</b>	361270B	<b>53-0106</b>	361576B	<b>53-0308</b>	362355B	<b>53-0282</b>
329159B	<b>18-0242</b>	338518B	<b>53-0461</b>	361271B	<b>53-0464</b>	361578B	<b>53-0468</b>	362356B	<b>53-0211</b>
329161B	<b>18-0247</b>	338520B	<b>53-0253Y</b>	361272B	<b>53-0343Y</b>	361605B	<b>53-0151</b>	362359B	<b>53-0327</b>
329168B	<b>18-0259</b>	338521B	<b>53-0251</b>	361273B	<b>53-0467</b>	361841B	<b>53-0037</b>	362360B	<b>53-0399</b>
329173B	<b>18-0267</b>	338525B	<b>53-0209</b>	361276B	<b>53-0200</b>	361848B	<b>53-0476</b>	362362B	<b>53-0354</b>
329175B	<b>18-0268</b>	338526B	<b>53-0273</b>	361278B	<b>53-0060</b>	361867B	<b>53-0281</b>	362363B	<b>53-0355</b>
329178B	<b>18-0270</b>	338529B	<b>53-0273</b>	361281B	<b>53-0064</b>	361926B	<b>53-0035</b>	362367B	<b>53-0071</b>
329180B	<b>18-0272</b>	338538B	<b>53-0413</b>	361283B	<b>53-0062</b>	361927B	<b>53-0256</b>	362368B	<b>53-0023</b>
329182B	<b>18-0274</b>	338542B	<b>53-0410</b>	361287B	<b>53-0149</b>	361929B	<b>53-0477</b>	362369B	<b>53-0350</b>
329183B	<b>18-0287</b>	338549B	<b>53-0275</b>	361296B	<b>53-0413</b>	361932B	<b>53-0383</b>	362370B	<b>53-0127</b>
329184B	<b>18-0276</b>	338550B	<b>53-0115</b>	361302B	<b>53-0108</b>	361937B	<b>53-0257</b>	362373B	<b>53-0356</b>
329187B	<b>18-0278</b>	338551B	<b>53-0114</b>	361306B	<b>53-0272</b>	361938B	<b>53-0258</b>	362374B	<b>53-0234</b>
329189B	<b>18-0281</b>	338552B	<b>53-0116</b>	361308B	<b>53-0063</b>	361941B	<b>53-0478</b>	362375B	<b>53-0016</b>
329191B	<b>18-0283</b>	338555B	<b>53-0201</b>	361310B	<b>53-0107</b>	361955B	<b>53-0208</b>	362376B	<b>53-0280</b>
329192B	<b>18-0284</b>	338556B	<b>53-0456</b>	361313B	<b>53-0344</b>	361967B	<b>53-0278</b>	362377B	<b>53-0422</b>
329193B	<b>18-0285</b>	338557B	<b>53-0203</b>	361315B	<b>53-0005</b>	361970B	<b>53-0202</b>	362379B	<b>53-0348</b>
329198B	<b>18-0292</b>	338558B	<b>53-0419</b>	361341B	<b>53-0410</b>	362002B	<b>53-0034</b>	362380B	<b>53-0257</b>
329200B	<b>18-0298</b>	338560B	<b>53-0067</b>	361342B	<b>53-0417</b>	362003B	<b>53-0191</b>	362381B	<b>53-0416</b>
329201B	<b>18-0299</b>	338562B	<b>53-0323</b>	361343B	<b>53-0411</b>	362006B	<b>53-0109</b>	362382B	<b>53-0023</b>
329202B	<b>18-0300</b>	338563B	<b>53-0013</b>	361350B	<b>53-0366</b>	362007B	<b>53-0165</b>	362383B	<b>53-0001</b>
329204B	<b>18-0302</b>	338564B	<b>53-0024Y</b>	361352B	<b>53-0006</b>	362010B	<b>53-0204</b>	362384B	<b>53-0129</b>
329206B	<b>18-0304</b>	338571B	<b>53-0151</b>	361353B	<b>53-0390</b>	362012B	<b>53-0275</b>	362385B	<b>53-0379</b>
329208B	<b>18-0001</b>	338573B	<b>53-0191</b>	361361B	<b>53-0111K</b>	362018B	<b>53-0424</b>	362386B	<b>53-0128</b>
329209B	<b>18-0002</b>	338583B	<b>53-0380</b>	361362B	<b>53-0034</b>	362019B			

CROSS REFERENCES LIST



Ad. OE	METELLI ref.	Ad. OE	METELLI ref.	Ad. OE	METELLI ref.	Ad. OE	METELLI ref.	Ad. OE	METELLI ref.
<b>BENDIX</b>		381167B	<b>51-0138</b>	381490B	<b>51-0231</b>	561180B	<b>23-0158</b>	561402B	<b>23-0213</b>
		381170B	<b>51-0001</b>	381491B	<b>51-0221</b>	561181B	<b>23-0037</b>	561406B	<b>23-0194</b>
		381171B	<b>51-0007</b>	561003B	<b>23-0021</b>	561182B	<b>23-0067</b>	561407B	<b>23-0195</b>
362393B	<b>53-0328</b>	381172B	<b>51-0006</b>	561022B	<b>23-0045</b>	561185B	<b>23-0225</b>	561408B	<b>23-0196</b>
362394B	<b>53-0046</b>	381178B	<b>51-0004</b>	561028B	<b>23-0033</b>	561186B	<b>23-0094</b>	561409B	<b>23-0238</b>
362395B	<b>53-0168</b>	381179B	<b>51-0005</b>	561032B	<b>23-0016</b>	561220B	<b>23-0252</b>	561410B	<b>23-0216</b>
362396B	<b>53-0076</b>	381189B	<b>51-0120</b>	561038B	<b>23-0025</b>	561221B	<b>23-0065</b>	561411B	<b>23-0217</b>
362397B	<b>53-0235</b>	381192B	<b>51-0045</b>	561039B	<b>23-0220</b>	561226B	<b>23-0142</b>	561417B	<b>23-0669</b>
362399B	<b>53-0430</b>	381193B	<b>51-0027</b>	561040B	<b>23-0009</b>	561229B	<b>23-0175</b>	561419B	<b>23-0670</b>
362400B	<b>53-0331</b>	381195B	<b>51-0047</b>	561043B	<b>23-0026</b>	561232B	<b>23-0150</b>	561424B	<b>23-0221</b>
362401B	<b>53-0431</b>	381212B	<b>51-0102</b>	561048B	<b>23-0148</b>	561235B	<b>23-0082</b>	561425B	<b>23-0756</b>
362402B	<b>53-0017</b>	381219B	<b>51-0024</b>	561050B	<b>23-0140</b>	561236B	<b>23-0113</b>	561426B	<b>23-0758</b>
362403B	<b>53-0279</b>	381220B	<b>51-0025</b>	561051B	<b>23-0034</b>	561237B	<b>23-0097</b>	561429B	<b>23-0290</b>
362404B	<b>53-0314</b>	381222B	<b>51-0111</b>	561052B	<b>23-0042</b>	561238B	<b>23-0062</b>	561433B	<b>23-0715</b>
362405B	<b>53-0079Y</b>	381230B	<b>51-0082</b>	561055B	<b>23-0663</b>	561240B	<b>23-0658</b>	561434B	<b>23-0224</b>
362406B	<b>53-0080Y</b>	381231B	<b>51-0080</b>	561056B	<b>23-0036</b>	561244B	<b>23-0061</b>	561437B	<b>23-0292</b>
362408B	<b>53-0018</b>	381232B	<b>51-0033</b>	561065B	<b>23-0048</b>	561248B	<b>23-0096</b>	561440B	<b>23-0223</b>
362409B	<b>53-0025</b>	381234B	<b>51-0119</b>	561074B	<b>23-0043</b>	561249B	<b>23-0325</b>	561442B	<b>23-0289</b>
362410B	<b>53-0082</b>	381242B	<b>51-0072</b>	561081B	<b>23-0008</b>	561250B	<b>23-0106</b>	561444B	<b>23-0364</b>
362411B	<b>53-0081Y</b>	381243B	<b>51-0048</b>	561082B	<b>23-0063</b>	561251B	<b>23-0119</b>	561446B	<b>23-0260</b>
362412B	<b>53-0137</b>	381244B	<b>51-0048</b>	561083B	<b>23-0064</b>	561252B	<b>23-0141</b>	561447B	<b>23-0309</b>
362413B	<b>53-0136</b>	381245B	<b>51-0132</b>	561085B	<b>23-0017</b>	561253B	<b>23-0100</b>	561448B	<b>23-0230</b>
362414B	<b>53-0135</b>	381246B	<b>51-0054</b>	561086B	<b>23-0018</b>	561254B	<b>23-0116</b>	561449B	<b>23-0280</b>
362415B	<b>53-0134</b>	381247B	<b>51-0042</b>	561087B	<b>23-0054</b>	561256B	<b>23-0136</b>	561450B	<b>23-0247</b>
362416B	<b>53-0138</b>	381248B	<b>51-0054</b>	561094B	<b>23-0030</b>	561257B	<b>23-0107</b>	561451B	<b>23-0121</b>
362417B	<b>53-0077</b>	381249B	<b>51-0040</b>	561096B	<b>23-0055</b>	561266B	<b>23-0122</b>	561453B	<b>23-0520</b>
362418B	<b>53-0214</b>	381268B	<b>51-0056</b>	561097B	<b>23-0022</b>	561273B	<b>23-0174</b>	561457B	<b>23-0279</b>
362419B	<b>53-0237</b>	381291B	<b>51-0123</b>	561098B	<b>23-0077</b>	561275B	<b>23-0180</b>	561458B	<b>23-0173</b>
362420B	<b>53-0240</b>	381296B	<b>51-0014</b>	561099B	<b>23-0049</b>	561283B	<b>23-0419</b>	561460B	<b>23-0117</b>
362421B	<b>53-0239</b>	381299B	<b>51-0202</b>	561102B	<b>23-0046</b>	561288B	<b>23-0278</b>	561461B	<b>23-0301</b>
362422B	<b>53-0236</b>	381303B	<b>51-0004</b>	561103B	<b>23-0031</b>	561297B	<b>23-0218</b>	561462B	<b>23-0098</b>
362423B	<b>53-0233</b>	381304B	<b>51-0112</b>	561105B	<b>23-0088</b>	561301B	<b>23-0716</b>	561469B	<b>23-0179</b>
362424B	<b>53-0242</b>	381305B	<b>51-0103</b>	561108B	<b>23-0040</b>	561308B	<b>23-0291</b>	561470B	<b>23-0201</b>
362425B	<b>53-0259</b>	381308B	<b>51-0021</b>	561110B	<b>23-0138</b>	561312B	<b>23-0185</b>	561471B	<b>23-0438</b>
362426B	<b>53-0311</b>	381330B	<b>51-0081</b>	561113B	<b>23-0087</b>	561314B	<b>23-0111</b>	561473B	<b>23-0436</b>
362427B	<b>53-0359</b>	381331B	<b>51-0084</b>	561114B	<b>23-0041</b>	561318B	<b>23-0287</b>	561474B	<b>23-0269</b>
362428B	<b>53-0438</b>	381332B	<b>51-0086</b>	561115B	<b>23-0052</b>	561321B	<b>23-0134</b>	561475B	<b>23-0270</b>
362429B	<b>53-0462</b>	381334B	<b>51-0026</b>	561116B	<b>23-0074</b>	561323B	<b>23-0160</b>	561476B	<b>23-0187</b>
362434B	<b>53-0159</b>	381335B	<b>51-0090</b>	561117B	<b>23-0020</b>	561324B	<b>23-0123</b>	561477B	<b>23-0189</b>
381002B	<b>51-0018</b>	381337B	<b>51-0063</b>	561119B	<b>23-0075</b>	561325B	<b>23-0157</b>	561478B	<b>23-0188</b>
381007B	<b>51-0043</b>	381338B	<b>51-0078</b>	561120B	<b>23-0014</b>	561326B	<b>23-0156</b>	561481B	<b>23-0226</b>
381013B	<b>51-0044</b>	381339B	<b>51-0077</b>	561121B	<b>23-0162</b>	561327B	<b>23-0128</b>	561482B	<b>23-0318</b>
381016B	<b>51-0015</b>	381340B	<b>51-0061</b>	561122B	<b>23-0070</b>	561328B	<b>23-0184</b>	561483B	<b>23-0274</b>
381017B	<b>51-0019</b>	381347B	<b>51-0023</b>	561125B	<b>23-0091</b>	561329B	<b>23-0193</b>	561484B	<b>23-0321</b>
381021B	<b>51-0011</b>	381352B	<b>51-0030</b>	561127B	<b>23-0079</b>	561330B	<b>23-0103</b>	561486B	<b>23-0282</b>
381022B	<b>51-0022</b>	381353B	<b>51-0137</b>	561128B	<b>23-0011</b>	561331B	<b>23-0167</b>	561488B	<b>23-0166</b>
381024B	<b>51-0042</b>	381357B	<b>51-0052</b>	561129B	<b>23-0159</b>	561332B	<b>23-0124</b>	561489B	<b>23-0304</b>
381025B	<b>51-0088</b>	381358B	<b>51-0079</b>	561130B	<b>23-0206</b>	561333B	<b>23-0104</b>	561490B	<b>23-0435</b>
381028B	<b>51-0013</b>	381359B	<b>51-0006</b>	561132B	<b>23-0084</b>	561334B	<b>23-0108</b>	561491B	<b>23-0186</b>
381032B	<b>51-0034</b>	381360B	<b>51-0007</b>	561133B	<b>23-0056</b>	561335B	<b>23-0114</b>	561492B	<b>23-0200</b>
381034B	<b>51-0035</b>	381364B	<b>51-0067</b>	561135B	<b>23-0210</b>	561336B	<b>23-0110</b>	561495B	<b>23-0266</b>
381037B	<b>51-0008</b>	381365B	<b>51-0096</b>	561137B	<b>23-0057</b>	561339B	<b>23-0161</b>	561496B	<b>23-0168</b>
381038B	<b>51-0105</b>	381366B	<b>51-0097</b>	561140B	<b>23-0081</b>	561340B	<b>23-0368</b>	561502B	<b>23-0642</b>
381047B	<b>51-0009</b>	381368B	<b>51-0098</b>	561141B	<b>23-0053</b>	561341B	<b>23-0222</b>	561503B	<b>23-0164</b>
381048B	<b>51-0010</b>	381371B	<b>51-0070</b>	561142B	<b>23-0071</b>	561344B	<b>23-0044</b>	561505B	<b>23-0590</b>
381049B	<b>51-0041</b>	381373B	<b>51-0143</b>	561143B	<b>23-0068</b>	561345B	<b>23-0152</b>	561506B	<b>23-0311</b>
381053B	<b>51-0039</b>	381375B	<b>51-0140</b>	561144B	<b>23-0144</b>	561346B	<b>23-0151</b>	561508B	<b>23-0298</b>
381054B	<b>51-0012</b>	381376B	<b>51-0173</b>	561145B	<b>23-0066</b>	561347B	<b>23-0115</b>	561509B	<b>23-0190</b>
381066B	<b>51-0001</b>	381378B	<b>51-0133</b>	561146B	<b>23-0072</b>	561348B	<b>23-0176</b>	561510B	<b>23-0109</b>
381067B	<b>51-0002</b>	381389B	<b>51-0066</b>	561150B	<b>23-0083</b>	561349B	<b>23-0265</b>	561511B	<b>23-0305</b>
381068B	<b>51-0036</b>	381392B	<b>51-0048</b>	561151B	<b>23-0135</b>	561352B	<b>23-0422</b>	561512B	<b>23-0310</b>
381072B	<b>51-0087</b>	381393B	<b>51-0192</b>	561153B	<b>23-0090</b>	561353B	<b>23-0359</b>	561513B	<b>23-0119</b>
381092B	<b>51-0028</b>	381394B	<b>51-0175</b>	561154B	<b>23-0172</b>	561354B	<b>23-0106</b>	561516B	<b>23-0192</b>
381093B	<b>51-0031</b>	381396B	<b>51-0237</b>	561155B	<b>23-0149</b>	561355B	<b>23-0281</b>	561518B	<b>23-0288</b>
381132B	<b>51-0038</b>	381402B	<b>51-0093</b>	561156B	<b>23-0131</b>	561356B	<b>23-0120</b>	561519B	<b>23-0240</b>
381135B	<b>51-0013</b>	381403B	<b>51-0094</b>	561157B	<b>23-0127</b>	561358B	<b>23-0202</b>	561520B	<b>23-0183</b>
381136B	<b>51-0121</b>	381404B	<b>51-0092</b>	561158B	<b>23-0080</b>	561359B	<b>23-0153</b>	561521B	<b>23-0393</b>
381142B	<b>51-0017</b>	381406B	<b>51-0058</b>	561159B	<b>23-0093</b>	561360B	<b>23-0241</b>	561523B	<b>23-0349</b>
381145B	<b>51-0020</b>	381407B	<b>51-0160</b>	561160B	<b>23-0078</b>	561361B	<b>23-0708C</b>	561530B	<b>23-0283</b>
381146B	<b>51-0021</b>	381412B	<b>51-0134</b>	561161B	<b>23-0085</b>	561364B	<b>23-0191</b>	561532B	<b>23-0303</b>
381148B	<b>51-0016</b>	381414B	<b>51-0197</b>	561162B	<b>23-0095</b>	561373B	<b>23-0073</b>	561534B	<b>23-0381</b>
381149B	<b>51-0014</b>	381415B	<b>51-0095</b>	561164B	<b>23-0172</b>	561375B	<b>23-0542</b>	561535B	<b>23-0269</b>
381152B	<b>51-0029</b>	381416B	<b>51-0156</b>	561166B	<b>23-0047</b>	561378B	<b>23-0163</b>	561537B	<b>23-0332</b>
381153B	<b>51-0059</b>	381418B	<b>51-0172</b>	561167B	<b>23-0086</b>	561380B	<b>23-0232</b>	561538B	<b>23-0292</b>
381155B	<b>51-0062</b>	381419B	<b>51-0171</b>	561168B	<b>23-0050</b>	561383B	<b>23-0267</b>	561547B	<b>23-0263</b>
381157B	<b>51-0009</b>	381420B	<b>51-0124</b>	561170B	<b>23-0076</b>	561384B	<b>23-0306</b>	561548BC	<b>23-0262C</b>
381161B	<b>51-0040</b>	381425B	<b>51-0164</b>	561171B	<b>23-0051</b>	561387B	<b>23-0369</b>	561548BC	<b>23-0745C</b>
381162B	<b>51-0051</b>	381429B	<b>51-0165</b>	561172B	<b>23-0137</b>	561388B	<b>23-0205</b>	5	

Ad. OE	METELLI ref.	Ad. OE	METELLI ref.	Ad. OE	METELLI ref.	Ad. OE	METELLI ref.	Ad. OE	METELLI ref.
<b>BENDIX</b>		561716B	<b>23-0347</b>	562039B	<b>23-0904</b>	562152B	<b>23-0408</b>	562299B	<b>23-0861</b>
		561717B	<b>23-0786</b>	562040B	<b>23-0390</b>	562153B	<b>23-0544</b>	562300B	<b>23-0906</b>
		561720B	<b>23-0710</b>	562041B	<b>23-0365</b>	562155B	<b>23-0538</b>	562301B	<b>23-0862</b>
561552BC	<b>23-0229C</b>	561721B	<b>23-0250</b>	562042B	<b>23-0431</b>	562164B	<b>23-0690</b>	562302B	<b>23-0863</b>
561553B	<b>23-0703C</b>	561725B	<b>23-0660</b>	562043B	<b>23-0403</b>	562165B	<b>23-0643</b>	562303B	<b>23-0860</b>
561554B	<b>23-0400</b>	561728B	<b>23-0661</b>	562044B	<b>23-0401</b>	562166B	<b>23-0644</b>	562306B	<b>23-0857</b>
561555B	<b>23-0271</b>	561730B	<b>23-0441</b>	562045B	<b>23-0191</b>	562167B	<b>23-0587</b>	562311B	<b>23-0834</b>
561556B	<b>23-0296</b>	561733B	<b>23-0516</b>	562048B	<b>23-0470</b>	562169B	<b>23-0552</b>	562312B	<b>23-0831</b>
561557B	<b>23-0244</b>	561735B	<b>23-0671</b>	562049B	<b>23-0469</b>	562173B	<b>23-0561C</b>	562313B	<b>23-0810</b>
561563B	<b>23-0406</b>	561740B	<b>23-0259</b>	562051B	<b>23-0522</b>	562174B	<b>23-0562</b>	562314B	<b>23-0832</b>
561565B	<b>23-0346</b>	561744B	<b>23-0256</b>	562052B	<b>23-0378</b>	562175B	<b>23-0737C</b>	562316B	<b>23-0818</b>
561566B	<b>23-0786</b>	561745B	<b>23-0647</b>	562053B	<b>23-0366</b>	562177B	<b>23-0742</b>	562317B	<b>23-0811</b>
561571B	<b>23-0699</b>	561795B	<b>23-0246</b>	562054B	<b>23-0416</b>	562178B	<b>23-0407</b>	562318B	<b>23-0519C</b>
561572B	<b>23-0414</b>	561808B	<b>23-0255</b>	562055B	<b>23-0486</b>	562180B	<b>23-0684</b>	562319B	<b>23-0815</b>
561573B	<b>23-0413</b>	561815B	<b>23-0493</b>	562056B	<b>23-0496</b>	562182B	<b>23-0676</b>	562320B	<b>23-0809C</b>
561574B	<b>23-0521</b>	561820B	<b>23-0294</b>	562057B	<b>23-0404</b>	562183B	<b>23-0675</b>	562322B	<b>23-0723</b>
561575B	<b>23-0300</b>	561822B	<b>23-0646</b>	562059B	<b>23-0434</b>	562184B	<b>23-0692</b>	562325B	<b>23-0883</b>
561576B	<b>23-0299</b>	561824B	<b>23-0652</b>	562060BC	<b>23-0468C</b>	562187B	<b>23-0674</b>	562326B	<b>23-0964</b>
561577B	<b>23-0308</b>	561827B	<b>23-0362</b>	562061B	<b>23-0472</b>	562188B	<b>23-0518C</b>	562327B	<b>23-0813</b>
561582B	<b>23-0249</b>	561856B	<b>23-0448</b>	562062BC	<b>23-0397C</b>	562189B	<b>23-0558</b>	562330B	<b>23-0872</b>
561588B	<b>23-0284</b>	561857B	<b>23-0427</b>	562063B	<b>23-0502</b>	562190B	<b>23-0532</b>	562332B	<b>23-0805</b>
561589B	<b>23-0426</b>	561861B	<b>23-0231</b>	562064B	<b>23-0452</b>	562190B	<b>23-0566</b>	562334B	<b>23-0873</b>
561591B	<b>23-0384</b>	561866B	<b>23-0375</b>	562065B	<b>23-0417</b>	562191B	<b>23-0749C</b>	562343B	<b>23-0937</b>
561592B	<b>23-0550</b>	561867B	<b>23-0376C</b>	562067B	<b>23-0463</b>	562192BC	<b>23-0748C</b>	562350B	<b>23-0752</b>
561593B	<b>23-0533</b>	561868B	<b>23-0198</b>	562068B	<b>23-0627</b>	562193B	<b>23-0683</b>	562359B	<b>23-0876</b>
561594B	<b>23-0466</b>	561869B	<b>23-0446</b>	562069B	<b>23-0490</b>	562194B	<b>23-0667C</b>	562360B	<b>23-0882</b>
561595B	<b>23-0534</b>	561870B	<b>23-0480</b>	562070B	<b>23-0514</b>	562195B	<b>23-0568</b>	562363B	<b>23-0687</b>
561596B	<b>23-0535</b>	561871B	<b>23-0276</b>	562071B	<b>23-0488</b>	562196B	<b>23-0604</b>	562365B	<b>23-0844</b>
561599B	<b>23-0757</b>	561872B	<b>23-0664</b>	562072B	<b>23-0489</b>	562198B	<b>23-0736</b>	562374B	<b>23-0878</b>
561601B	<b>23-0662</b>	561873B	<b>23-0167</b>	562073B	<b>23-0551</b>	562201B	<b>23-0585</b>	562376B	<b>23-0722</b>
561608B	<b>23-0656</b>	561882B	<b>23-0443</b>	562074B	<b>23-0471</b>	562202B	<b>23-0524C</b>	562377B	<b>23-0584</b>
561609B	<b>23-0293</b>	561923B	<b>23-0232</b>	562075B	<b>23-0501</b>	562204B	<b>23-0482</b>	562378B	<b>23-0692</b>
561610B	<b>23-0437</b>	561926B	<b>23-0653</b>	562077B	<b>23-0447</b>	562205B	<b>23-0705C</b>	562379B	<b>23-0804</b>
561612B	<b>23-0342</b>	561944B	<b>23-0620</b>	562078B	<b>23-0476</b>	562207B	<b>23-0694</b>	562380B	<b>23-0464</b>
561614B	<b>23-0248</b>	561948B	<b>23-0399</b>	562079B	<b>23-0484</b>	562213BC	<b>23-0624C</b>	562382B	<b>23-0736</b>
561616B	<b>23-0295</b>	561950B	<b>23-0331</b>	562080B	<b>23-0507</b>	562215B	<b>23-0731</b>	562383BC	<b>23-0726C</b>
561617B	<b>23-0352</b>	561952B	<b>23-0361</b>	562081B	<b>23-0657</b>	562216B	<b>23-0608</b>	562384BC	<b>23-0693C</b>
561619B	<b>23-0242</b>	561960B	<b>23-0605</b>	562082B	<b>23-0430</b>	562220B	<b>23-0682C</b>	562385B	<b>23-0681C</b>
561620B	<b>23-0312</b>	561961B	<b>23-0606</b>	562085B	<b>23-0506C</b>	562224B	<b>23-0615</b>	562387B	<b>23-0840</b>
561621B	<b>23-0268</b>	561962B	<b>23-0607</b>	562086B	<b>23-0418</b>	562225B	<b>23-0574</b>	562391B	<b>23-0906</b>
561622B	<b>23-0235</b>	561963BC	<b>23-0277C</b>	562088B	<b>23-0467</b>	562226B	<b>23-0526</b>	562392B	<b>23-0723</b>
561623B	<b>23-0220</b>	561964B	<b>23-0337</b>	562089B	<b>23-0807C</b>	562229B	<b>23-0609</b>	562395B	<b>23-0872</b>
561624B	<b>23-0459</b>	561966B	<b>23-0387</b>	562090BC	<b>23-0515C</b>	562230B	<b>23-0641</b>	562397B	<b>23-0805</b>
561625B	<b>23-0458</b>	561967B	<b>23-0338</b>	562093B	<b>23-0783C</b>	562232B	<b>23-0545</b>	562398B	<b>23-0793</b>
561629B	<b>23-0237</b>	561968B	<b>23-0439</b>	562094BC	<b>23-0704C</b>	562234B	<b>23-0773C</b>	562401B	<b>23-0853C</b>
561630B	<b>23-0344</b>	561969B	<b>23-0341</b>	562099B	<b>23-0700C</b>	562236B	<b>23-0724</b>	562402B	<b>23-0842C</b>
561637B	<b>23-0253</b>	561971B	<b>23-0659</b>	562100B	<b>23-0769C</b>	562237B	<b>23-0733</b>	562403B	<b>23-0937</b>
561642B	<b>23-0405</b>	561974B	<b>23-0363</b>	562103B	<b>23-0517</b>	562239B	<b>23-0851</b>	567760B	<b>23-0418</b>
561643B	<b>23-0351</b>	561976B	<b>23-0408</b>	562104B	<b>23-0533</b>	562240B	<b>23-0826</b>	567761B	<b>23-0492</b>
561650B	<b>23-0691</b>	561978B	<b>23-0479</b>	562105B	<b>23-0499</b>	562241B	<b>23-0798</b>	569104B	<b>23-0570</b>
561652B	<b>23-0350</b>	561979B	<b>23-0392</b>	562107B	<b>23-0425</b>	562242B	<b>23-0625</b>	569105B	<b>23-0572</b>
561660B	<b>23-0112</b>	561980B	<b>23-0371</b>	562108B	<b>23-0500</b>	562244B	<b>23-0560C</b>	569106B	<b>23-0779</b>
561661B	<b>23-0286</b>	561981B	<b>23-0372</b>	562110B	<b>23-0543</b>	562245B	<b>23-0759</b>	569120B	<b>23-0491</b>
561663B	<b>23-0348</b>	561982BC	<b>23-0394C</b>	562111B	<b>23-0483</b>	562246B	<b>23-0554</b>	571202B	<b>22-0007-0</b>
561664B	<b>23-0367</b>	561984B	<b>23-0340</b>	562114B	<b>23-0464</b>	562249B	<b>23-0598</b>	571204B	<b>22-0020-0</b>
561666B	<b>23-0495</b>	561986B	<b>23-0498</b>	562115B	<b>23-0449</b>	562253B	<b>23-0795</b>	571205B	<b>22-0020-1</b>
561671B	<b>23-0360</b>	561987B	<b>23-0409C</b>	562117B	<b>23-0510</b>	562257B	<b>23-0525C</b>	571206B	<b>22-0080-0</b>
561677B	<b>23-0320</b>	561992B	<b>23-0339</b>	562119B	<b>23-0509</b>	562258B	<b>23-0852</b>	571212B	<b>22-0019-0</b>
561678B	<b>23-0316</b>	561996B	<b>23-0478</b>	562122B	<b>23-0553</b>	562259B	<b>23-0817</b>	571215B	<b>22-0078-1</b>
561679B	<b>23-0317</b>	561997B	<b>23-0549</b>	562124B	<b>23-0603</b>	562261B	<b>23-0636</b>	571217B	<b>22-0017-0</b>
561680B	<b>23-0373</b>	562002B	<b>23-0707C</b>	562125B	<b>23-0512</b>	562262B	<b>23-0728</b>	571218B	<b>22-0084-0</b>
561681B	<b>23-0374</b>	562003BC	<b>23-0450C</b>	562126B	<b>23-0563</b>	562263B	<b>23-0712</b>	571221B	<b>22-0010-0</b>
561682B	<b>23-0334</b>	562005BC	<b>23-0531C</b>	562127B	<b>23-0583</b>	562264B	<b>23-0762</b>	571222B	<b>22-0015-0</b>
561683B	<b>23-0251</b>	562007B	<b>23-0785</b>	562128B	<b>23-0555</b>	562265B	<b>23-0916</b>	571224B	<b>22-0005-5</b>
561684B	<b>23-0335</b>	562011B	<b>23-0505</b>	562129B	<b>23-0566</b>	562266B	<b>23-0794</b>	571225B	<b>22-0085-0</b>
561688B	<b>23-0329</b>	562013BC	<b>23-0386C</b>	562130B	<b>23-0567</b>	562267J	<b>23-0751</b>	571226B	<b>22-0086-0</b>
561689B	<b>23-0330</b>	562013BC	<b>23-0701C</b>	562131B	<b>23-0557</b>	562269B	<b>23-0801</b>	571227B	<b>22-0015-0</b>
561690B	<b>23-0233</b>	562014BC	<b>23-0485C</b>	562132B	<b>23-0706C</b>	562270B	<b>23-0761</b>	571228B	<b>22-0021-0</b>
561691B	<b>23-0234</b>	562015B	<b>23-0755</b>	562133B	<b>23-0695C</b>	562271B	<b>23-0867</b>	571230B	<b>22-0008-0</b>
561694B	<b>23-0442</b>	562017B	<b>23-0410C</b>	562134B	<b>23-0784C</b>	562273B	<b>23-0955</b>	571232B	<b>22-0010-1</b>
561696B	<b>23-0313</b>	562019B	<b>23-0454</b>	562135B	<b>23-0782C</b>	562274B	<b>23-0833</b>	571233B	<b>22-0678-0</b>
561697B	<b>23-0314</b>	562024B	<b>23-0457</b>	562138B	<b>23-0597</b>	562275B	<b>23-0698</b>	571234B	<b>22-0006-0</b>
561698BC	<b>23-0315C</b>	562025B	<b>23-0456</b>	562139B	<b>23-0666C</b>	562276B	<b>23-0802</b>	571236B	<b>22-0078-0</b>
561704B	<b>23-0319</b>	562027B	<b>23-0455</b>	562140B	<b>23-0702</b>	562277B	<b>23-0840</b>	571243B	<b>22-0147-1</b>
561705B	<b>23-0336</b>	562032B	<b>23-0633</b>	562141B	<b>23-0714</b>	562278B	<b>23-0825</b>	571244B	<b>22-0022-0</b>
561709B	<b>23-0649</b>	562033B	<b>23-0402</b>	562143B	<b>23-0503</b>	562280B	<b>23-0797</b>	571245B	<b>22-0015-2</b>
561711B	<b>23-0343</b>	562034BC	<b>23-0508C</b>	562144B	<b>23-0594</b>	562284B	<b>23-0956</b>	571246B	<b>22-0186-0</b>
561712B	<b>23-0497</b>								



CROSS REFERENCES LIST



Ad. OE	METELLI ref.	Ad. OE	METELLI ref.	Ad. OE	METELLI ref.	Ad. OE	METELLI ref.	Ad. OE	METELLI ref.
<b>BENDIX</b>		571385B	<b>22-0009-1</b>	571521B	<b>22-0055-1</b>	571883B	<b>22-0082-0</b>	571986B	<b>22-0342-0</b>
		571386B	<b>22-0054-1</b>	571522B	<b>22-0146-1</b>	571884B	<b>22-0083-0</b>	571987B	<b>22-0342-0</b>
		571387B	<b>22-0125-0</b>	571523B	<b>22-0159-0</b>	571888B	<b>22-0082-1</b>	571988B	<b>22-0344-0</b>
571254B	<b>22-0003-2</b>	571389B	<b>22-0275-0</b>	571524B	<b>22-0037-4</b>	571893B	<b>22-0159-0</b>	571989B	<b>22-0568-0</b>
571255B	<b>22-0011-2</b>	571390B	<b>22-0276-0</b>	571525B	<b>22-0037-1</b>	571896B	<b>22-0531-0</b>	571990B	<b>22-0558-0</b>
571262B	<b>22-0090-0</b>	571391B	<b>22-0208-0</b>	571526B	<b>22-0120-0K</b>	571897B	<b>22-0213-0</b>	571992B	<b>22-0555-0</b>
571263B	<b>22-0025-0</b>	571393B	<b>22-0058-1</b>	571527B	<b>22-0180-0</b>	571898B	<b>22-0214-0</b>	571993B	<b>22-0771-0</b>
571264B	<b>22-0284-0</b>	571394B	<b>22-0122-2</b>	571528B	<b>22-0159-1</b>	571899B	<b>22-0192-1</b>	571994B	<b>22-0207-3</b>
571265B	<b>22-0046-0</b>	571395B	<b>22-0178-0</b>	571529B	<b>22-0091-1</b>	571900B	<b>22-0279-0</b>	571995B	<b>22-0341-0</b>
571271B	<b>22-0027-0</b>	571398B	<b>22-0192-0</b>	571530B	<b>22-0128-0</b>	571902B	<b>22-0156-1</b>	571996B	<b>22-0315-0</b>
571272B	<b>22-0014-0</b>	571400B	<b>22-0179-0</b>	571533B	<b>22-0089-0</b>	571903B	<b>22-0290-0</b>	571997B	<b>22-0118-1</b>
571276B	<b>22-0044-0</b>	571401B	<b>22-0191-0</b>	571535B	<b>22-0150-0</b>	571904B	<b>22-0099-1</b>	571998B	<b>22-0317-0</b>
571278B	<b>22-0011-1</b>	571402B	<b>22-0663-1</b>	571536B	<b>22-0029-0</b>	571905B	<b>22-0072-2</b>	571999B	<b>22-0251-1</b>
571279B	<b>22-0003-0</b>	571404B	<b>22-0183-0</b>	571539B	<b>22-0044-0</b>	571906B	<b>22-0100-1</b>	572100B	<b>22-0370-0</b>
571285B	<b>22-0005-4</b>	571405B	<b>22-0032-1</b>	571540B	<b>22-0039-0</b>	571908B	<b>22-0113-0</b>	572102B	<b>22-0229-0</b>
571291B	<b>22-0029-1</b>	571406B	<b>22-0049-2</b>	571542B	<b>22-0091-0</b>	571910B	<b>22-0311-0</b>	572104B	<b>22-0026-0</b>
571294B	<b>22-0052-1</b>	571407B	<b>22-0141-0</b>	571543B	<b>22-0013-1</b>	571911B	<b>22-0037-5</b>	572107B	<b>22-0486-0</b>
571297B	<b>22-0033-1</b>	571408B	<b>22-0095-0K</b>	571545B	<b>22-0560-0</b>	571912B	<b>22-0060-2</b>	572110B	<b>22-0494-0</b>
571298B	<b>22-0023-1</b>	571409B	<b>22-0064-0</b>	571546B	<b>22-0125-0</b>	571913B	<b>22-0088-0</b>	572118B	<b>22-0201-0</b>
571300B	<b>22-0070-1</b>	571410B	<b>22-0065-0</b>	571549B	<b>22-0052-0</b>	571914B	<b>22-0093-0</b>	572119B	<b>22-0440-0</b>
571301B	<b>22-0063-0</b>	571412B	<b>22-0073-0</b>	571550B	<b>22-0106-0</b>	571915B	<b>22-0206-1</b>	572120B	<b>22-0228-0</b>
571302B	<b>22-0036-0</b>	571413B	<b>22-0667-0</b>	571553B	<b>22-0011-0</b>	571916B	<b>22-0273-2</b>	572123B	<b>22-0187-0</b>
571304B	<b>22-0031-0</b>	571414B	<b>22-0130-0</b>	571554B	<b>22-0003-4</b>	571917B	<b>22-0273-0</b>	572127B	<b>22-0362-0</b>
571305B	<b>22-0028-0</b>	571415B	<b>22-0235-0</b>	571555B	<b>22-0092-1</b>	571918B	<b>22-0560-0</b>	572129B	<b>22-0492-0</b>
571306B	<b>22-0098-0</b>	571416B	<b>22-0139-0</b>	571556B	<b>22-0092-0</b>	571919B	<b>22-0217-0</b>	572132B	<b>22-0362-0</b>
571307B	<b>22-0104-0</b>	571417B	<b>22-0200-0</b>	571560B	<b>22-0061-0K</b>	571920B	<b>22-0118-0</b>	572133B	<b>22-0169-0</b>
571308B	<b>22-0039-1</b>	571418B	<b>22-0131-0</b>	571722B	<b>22-0567-0</b>	571921B	<b>22-0181-1</b>	572134B	<b>22-0176-0</b>
571309B	<b>22-0030-1</b>	571419B	<b>22-0014-3</b>	571725B	<b>22-0071-0</b>	571922B	<b>22-0222-0</b>	572135B	<b>22-0170-0</b>
571312B	<b>22-0043-0</b>	571420B	<b>22-0122-2K</b>	571726B	<b>22-0071-0</b>	571923B	<b>22-0206-0</b>	572136B	<b>22-0170-1</b>
571313B	<b>22-0142-1</b>	571421B	<b>22-0199-0</b>	571733B	<b>22-0184-0</b>	571924B	<b>22-0077-0</b>	572138B	<b>22-0173-0</b>
571314B	<b>22-0040-0</b>	571422B	<b>22-0051-2</b>	571741B	<b>22-0184-1</b>	571925B	<b>22-0343-0</b>	572140B	<b>22-0129-0</b>
571315B	<b>22-0047-0</b>	571423B	<b>22-0072-4</b>	571743B	<b>22-0037-1</b>	571930B	<b>22-0253-0</b>	572143B	<b>22-0103-0</b>
571316B	<b>22-0045-0</b>	571424B	<b>22-0133-0</b>	571744B	<b>22-0038-0</b>	571931B	<b>22-0253-0</b>	572144B	<b>22-0103-0</b>
571317B	<b>22-0045-1</b>	571425B	<b>22-0165-0</b>	571745B	<b>22-0194-0</b>	571932B	<b>22-0264-0</b>	572145B	<b>22-0196-0</b>
571318B	<b>22-0026-3</b>	571426B	<b>22-0053-0</b>	571746B	<b>22-0195-0</b>	571933B	<b>22-0220-0</b>	572146B	<b>22-0197-0</b>
571319B	<b>22-0049-0</b>	571427B	<b>22-0251-0</b>	571747B	<b>22-0038-1</b>	571934B	<b>22-0263-0</b>	572149B	<b>22-0467-0</b>
571320B	<b>22-0049-1</b>	571428B	<b>22-0070-0</b>	571749B	<b>22-0137-0</b>	571935B	<b>22-0181-2</b>	572153B	<b>22-0493-0</b>
571321B	<b>22-0089-1</b>	571429B	<b>22-0002-0</b>	571753B	<b>22-0566-0</b>	571936B	<b>22-0210-0</b>	572154B	<b>22-0402-0</b>
571322B	<b>22-0015-5</b>	571433B	<b>22-0076-0</b>	571755B	<b>22-0143-0K</b>	571937B	<b>22-0350-0</b>	572155B	<b>22-0402-0</b>
571323B	<b>22-0015-3</b>	571435B	<b>22-0203-0</b>	571756B	<b>22-0157-0</b>	571938B	<b>22-0691-1</b>	572159B	<b>22-0226-0</b>
571325B	<b>22-0051-1</b>	571436B	<b>22-0121-0</b>	571757B	<b>22-0144-0</b>	571939B	<b>22-0206-2</b>	572160B	<b>22-0026-0</b>
571327B	<b>22-0120-0K</b>	571437B	<b>22-0119-0</b>	571803B	<b>22-0353-0</b>	571940B	<b>22-0216-0</b>	572161B	<b>22-0303-0</b>
571330B	<b>22-0059-0</b>	571438B	<b>22-0174-0</b>	571804B	<b>22-0009-0</b>	571941B	<b>22-0347-0</b>	572162B	<b>22-0389-0</b>
571331B	<b>22-0036-2</b>	571439B	<b>22-0177-0</b>	571820B	<b>22-0678-1</b>	571942B	<b>22-0250-0</b>	572163B	<b>22-0390-0</b>
571332B	<b>22-0037-0</b>	571440B	<b>22-0353-1</b>	571822B	<b>22-0692-0</b>	571943B	<b>22-0396-0</b>	572164B	<b>22-0240-0</b>
571333B	<b>22-0037-0</b>	571442B	<b>22-0016-2</b>	571825B	<b>22-0014-0K</b>	571944B	<b>22-0310-0</b>	572166B	<b>22-0116-0</b>
571334B	<b>22-0038-0</b>	571444B	<b>22-0016-1</b>	571827B	<b>22-0352-0</b>	571945B	<b>22-0310-0</b>	572169B	<b>22-0233-0</b>
571335B	<b>22-0038-1</b>	571446B	<b>22-0014-2</b>	571828B	<b>22-0158-0</b>	571946B	<b>22-0573-0</b>	572177B	<b>22-0498-0</b>
571336B	<b>22-0056-0</b>	571447B	<b>22-0051-0</b>	571832B	<b>22-0146-0</b>	571947B	<b>22-0574-0</b>	572178B	<b>22-0109-0</b>
571339B	<b>22-0096-0</b>	571448B	<b>22-0057-2</b>	571833B	<b>22-0044-0</b>	571948B	<b>22-0163-1</b>	572179B	<b>22-0168-0</b>
571340B	<b>22-0017-1</b>	571449B	<b>22-0057-0</b>	571837B	<b>22-0178-1K</b>	571949B	<b>22-0079-1</b>	572180B	<b>22-0054-0</b>
571341B	<b>22-0104-1</b>	571452B	<b>22-0030-2</b>	571838B	<b>22-0072-3</b>	571950B	<b>22-0572-0</b>	572181B	<b>22-0054-2</b>
571344B	<b>22-0092-0</b>	571453B	<b>22-0026-0</b>	571839B	<b>22-0154-0</b>	571951B	<b>22-0083-1</b>	572182B	<b>22-0161-2</b>
571346B	<b>22-0062-0</b>	571454B	<b>22-0026-2</b>	571840B	<b>22-0155-0</b>	571952B	<b>22-0288-0</b>	572185B	<b>22-0152-0</b>
571347B	<b>22-0074-0</b>	571455B	<b>22-0026-1</b>	571841B	<b>22-0158-0</b>	571953B	<b>22-0057-3</b>	572186B	<b>22-0398-0</b>
571350B	<b>22-0048-0</b>	571456B	<b>22-0132-0</b>	571843B	<b>22-0105-0</b>	571954B	<b>22-0254-0</b>	572188B	<b>22-0161-1</b>
571351B	<b>22-0094-0</b>	571457B	<b>22-0182-0</b>	571844B	<b>22-0256-0</b>	571955B	<b>22-0215-0</b>	572189B	<b>22-0034-0</b>
571352B	<b>22-0042-0</b>	571458B	<b>22-0163-0</b>	571845B	<b>22-0192-0</b>	571959B	<b>22-0260-0</b>	572190B	<b>22-0034-1</b>
571353B	<b>22-0041-0</b>	571460B	<b>22-0162-0</b>	571846B	<b>22-0571-0</b>	571960B	<b>22-0261-0</b>	572193B	<b>22-0302-0</b>
571355B	<b>22-0122-0</b>	571461B	<b>22-0040-1</b>	571847B	<b>22-0164-0</b>	571961B	<b>22-0563-0</b>	572197B	<b>22-0204-0</b>
571356B	<b>22-0148-1</b>	571462B	<b>22-0048-0</b>	571848B	<b>22-0045-2</b>	571962B	<b>22-0597-0</b>	572200B	<b>22-0151-0</b>
571357B	<b>22-0148-0</b>	571463B	<b>22-0001-0</b>	571849B	<b>22-0094-1</b>	571963B	<b>22-0634-0</b>	572205B	<b>22-0461-0</b>
571358B	<b>22-0018-0</b>	571464B	<b>22-0033-0</b>	571850B	<b>22-0111-1</b>	571964B	<b>22-0071-1</b>	572206B	<b>22-0202-1</b>
571359B	<b>22-0099-0</b>	571465B	<b>22-0209-0</b>	571852B	<b>22-0535-0</b>	571965B	<b>22-0313-0</b>	572209B	<b>22-0238-0</b>
571361B	<b>22-0100-0</b>	571467B	<b>22-0040-2</b>	571853B	<b>22-0645-0</b>	571966B	<b>22-0217-1</b>	572210B	<b>22-0246-1</b>
571362B	<b>22-0102-0</b>	571471B	<b>22-0074-1</b>	571855B	<b>22-0126-0</b>	571967B	<b>22-0291-0</b>	572211B	<b>22-0411-0</b>
571363B	<b>22-0285-0</b>	571472B	<b>22-0072-1</b>	571856B	<b>22-0095-1K</b>	571968B	<b>22-0257-0</b>	572214B	<b>22-0441-0</b>
571364B	<b>22-0053-1</b>	571473B	<b>22-0060-1</b>	57185B	<b>22-0050-1</b>	571969B	<b>22-0215-1</b>	572216B	<b>22-0480-0</b>
571365B	<b>22-0072-0</b>	571474B	<b>22-0035-0</b>	571860B	<b>22-0003-3</b>	571971B	<b>22-0211-2</b>	572217B	<b>22-0417-0</b>
571366B	<b>22-0185-0</b>	571476B	<b>22-0142-0</b>	571861B	<b>22-0009-2</b>	571972B	<b>22-0079-2</b>	572219B	<b>22-0441-0</b>
571367B	<b>22-0060-0</b>	571491B	<b>22-0024-0</b>	571862B	<b>22-0274-1</b>	571973B	<b>22-0082-2</b>	572221B	<b>22-0358-0</b>
571368B	<b>22-0111-1</b>	571492B	<b>22-0077-0</b>	571864B	<b>22-0148-3</b>	571974B	<b>22-0274-2</b>	572223B	<b>22-0388-0</b>
571369B	<b>22-0185-1</b>	571493B	<b>22-0538-0</b>	571865B	<b>22-0005-1</b>	571975B	<b>22-0258-0</b>	572225B	<b>22-0466-0</b>
571370B	<b>22-0075-</b>								

Ad. OE	METELLI ref.	Ad. OE	METELLI ref.	Ad. OE	METELLI ref.	Ad. OE	METELLI ref.	Ad. OE	METELLI ref.
<b>BENDIX</b>		572357B	<b>22-0166-0</b>	573008B	<b>22-0142-2</b>	573110B	<b>22-0536-0</b>	0 204 114 040	<b>51-0023</b>
		572361B	<b>22-0110-0</b>	573009B	<b>22-0541-0</b>	573111B	<b>22-0206-3</b>	0 204 114 041	<b>51-0056</b>
		572362B	<b>22-0110-1</b>	573010B	<b>22-0259-0</b>	573112B	<b>22-0100-4</b>	0 204 114 046	<b>51-0007</b>
572239B	<b>22-0386-0</b>	572363B	<b>22-0227-0</b>	573011B	<b>22-0340-0</b>	573113B	<b>22-0325-0</b>	0 204 114 047	<b>51-0027</b>
572245B	<b>22-0432-0</b>	572366B	<b>22-0755-0</b>	573012B	<b>22-0319-0</b>	573114B	<b>22-0326-0</b>	0 204 114 048	<b>51-0024</b>
572247B	<b>22-0136-0</b>	572367B	<b>22-0434-0</b>	573013B	<b>22-0318-0</b>	573115B	<b>22-0532-0</b>	0 204 114 049	<b>51-0025</b>
572248B	<b>22-0474-0</b>	572368B	<b>22-0470-0</b>	573014B	<b>22-0324-1</b>	573116B	<b>22-0529-0</b>	0 204 114 050	<b>51-0033</b>
572250B	<b>22-0087-0</b>	572369B	<b>22-0468-0</b>	573015B	<b>22-0320-0</b>	573118B	<b>22-0524-0</b>	0 204 114 052	<b>51-0028</b>
572253B	<b>22-0153-0</b>	572370B	<b>22-0134-0</b>	573016B	<b>22-0335-0</b>	573119B	<b>22-0623-0</b>	0 204 114 053	<b>51-0031</b>
572254B	<b>22-0242-0</b>	572371B	<b>22-0723-0</b>	573017B	<b>22-0336-0</b>	573120B	<b>22-0319-0</b>	0 204 114 056	<b>51-0011</b>
572255B	<b>22-0108-0</b>	572372B	<b>22-0469-0</b>	573018B	<b>22-0337-0</b>	573122B	<b>22-0542-0</b>	0 204 114 057	<b>51-0044</b>
572256B	<b>22-0067-0</b>	572373B	<b>22-0107-1</b>	573019B	<b>22-0324-0</b>	573123B	<b>22-0543-0</b>	0 204 114 058	<b>51-0043</b>
572257B	<b>22-0145-0</b>	572374B	<b>22-0111-0</b>	573021B	<b>22-0348-0</b>	573124B	<b>22-0544-0</b>	0 204 114 059	<b>51-0018</b>
572258B	<b>22-0360-0</b>	572375B	<b>22-0221-0</b>	573022B	<b>22-0279-1</b>	573125B	<b>22-0485-0</b>	0 204 114 060	<b>51-0008</b>
572261B	<b>22-0416-0</b>	572377B	<b>22-0140-0</b>	573025B	<b>22-0336-1</b>	573126B	<b>22-0345-1</b>	0 204 114 061	<b>51-0012</b>
572262B	<b>22-0380-0</b>	572378B	<b>22-0433-0</b>	573026B	<b>22-0330-0</b>	573127B	<b>22-0547-1</b>	0 204 114 062	<b>51-0041</b>
572267B	<b>22-0241-0</b>	572380B	<b>22-0756-0</b>	573027B	<b>22-0331-0</b>	573128B	<b>22-0548-0</b>	0 204 114 063	<b>51-0010</b>
572268B	<b>22-0081-0</b>	572381B	<b>22-0224-0</b>	573028B	<b>22-0333-0</b>	573130B	<b>22-0274-2</b>	0 204 114 064	<b>51-0009</b>
572269B	<b>22-0081-1</b>	572382B	<b>22-0198-0</b>	573029B	<b>22-0332-0</b>	573131B	<b>22-0601-0</b>	0 204 114 066	<b>51-0038</b>
572270B	<b>22-0160-0</b>	572385B	<b>22-0472-0</b>	573030B	<b>22-0327-0</b>	573132B	<b>22-0600-0</b>	0 204 114 067	<b>51-0009</b>
572271B	<b>22-0244-0</b>	572387B	<b>22-0505-0</b>	573031B	<b>22-0322-1</b>	573133B	<b>22-0602-0</b>	0 204 114 068	<b>51-0021</b>
572272B	<b>22-0244-0</b>	572388B	<b>22-0127-0</b>	573032B	<b>22-0100-1</b>	573134B	<b>22-0548-1</b>	0 204 114 070	<b>51-0013</b>
572275B	<b>22-0135-0</b>	572389B	<b>22-0234-0</b>	573033B	<b>22-0521-0</b>	573135B	<b>22-0637-0</b>	0 204 114 071	<b>51-0020</b>
572276B	<b>22-0488-0</b>	572392B	<b>22-0167-0</b>	573034B	<b>22-0569-0</b>	573136B	<b>22-0641-0</b>	0 204 114 073	<b>51-0098</b>
572277B	<b>22-0488-0</b>	572393B	<b>22-0298-0</b>	573035B	<b>22-0570-0</b>	573137B	<b>22-0664-0</b>	0 204 114 074	<b>51-0096</b>
572278B	<b>22-0101-0</b>	572396B	<b>22-0277-0</b>	573036B	<b>22-0313-1</b>	573138B	<b>22-0640-0</b>	0 204 114 108	<b>51-0142</b>
572279B	<b>22-0283-0</b>	572397B	<b>22-0487-0</b>	573037B	<b>22-0314-0</b>	573139B	<b>22-0642-0</b>	0 204 114 109	<b>51-0143</b>
572280B	<b>22-0115-0</b>	572398B	<b>22-0403-0</b>	573038B	<b>22-0346-2</b>	573143B	<b>22-0599-0</b>	0 204 114 112	<b>51-0066</b>
572281B	<b>22-0115-0</b>	572399B	<b>22-0248-0</b>	573039B	<b>22-0286-0</b>	573144B	<b>22-0528-0</b>	0 204 114 122	<b>51-0078</b>
572284B	<b>22-0383-0</b>	572400B	<b>22-0287-0</b>	573040B	<b>22-0345-0</b>	573145B	<b>22-0549-0</b>	0 204 114 124	<b>51-0077</b>
572286B	<b>22-0383-0</b>	572401B	<b>22-0361-0</b>	573041B	<b>22-0316-0</b>	573147B	<b>22-0564-0</b>	0 204 114 127	<b>51-0093</b>
572287B	<b>22-0237-0</b>	572402B	<b>22-0293-0</b>	573042B	<b>22-0083-0</b>	573148B	<b>22-0570-1</b>	0 204 114 128	<b>51-0094</b>
572288B	<b>22-0237-1</b>	572403B	<b>22-0294-0</b>	573045B	<b>22-0550-1</b>	573151B	<b>22-0557-0</b>	0 204 114 129	<b>51-0092</b>
572290B	<b>22-0409-0</b>	572404B	<b>22-0292-0</b>	573046B	<b>22-0163-2</b>	573153B	<b>22-0539-0</b>	0 204 114 130	<b>51-0163</b>
572293B	<b>22-0239-0</b>	572405B	<b>22-0423-0</b>	573047B	<b>22-0551-0</b>	573159B	<b>22-0552-0</b>	0 204 114 151	<b>51-0182</b>
572294B	<b>22-0101-0</b>	572406B	<b>22-0369-0</b>	573050B	<b>22-0164-1</b>	573170B	<b>22-0321-1</b>	0 204 114 152	<b>51-0155</b>
572295B	<b>22-0114-0</b>	572407B	<b>22-0294-0</b>	573051B	<b>22-0254-1</b>	573175B	<b>22-0670-0</b>	0 204 114 153	<b>51-0160</b>
572299B	<b>22-0112-0</b>	572408B	<b>22-0294-0</b>	573052B	<b>22-0314-1</b>	573177B	<b>22-0668-0</b>	0 204 114 156	<b>51-0097</b>
572302B	<b>22-0243-0</b>	572411B	<b>22-0366-0</b>	573053B	<b>22-0255-0</b>	573179B	<b>22-0599-1</b>	0 204 114 181	<b>51-0190</b>
572303B	<b>22-0455-0</b>	572416B	<b>22-0368-0</b>	573055B	<b>22-0546-0</b>	573181B	<b>22-0558-6</b>	0 204 114 190	<b>51-0183</b>
572304B	<b>22-0455-0</b>	572417B	<b>22-0520-0</b>	573056B	<b>22-0556-0</b>	573186B	<b>22-0337-1</b>	0 204 114 192	<b>51-0205</b>
572305B	<b>22-0425-0</b>	572418B	<b>22-0418-0</b>	573057B	<b>22-0334-1</b>	573187B	<b>22-0557-5</b>	0 204 114 333	<b>51-0184</b>
572306B	<b>22-0425-0</b>	572419B	<b>22-0401-0</b>	573058B	<b>22-0338-0</b>	573192B	<b>22-0800-0</b>	0 204 114 453	<b>51-0123</b>
572308B	<b>22-0225-0</b>	572420B	<b>22-0249-0</b>	573059B	<b>22-0635-0</b>	573193B	<b>22-0675-3</b>	0 204 114 500	<b>51-0039</b>
572309B	<b>22-0171-0</b>	572422B	<b>22-0305-0</b>	573060B	<b>22-0154-1</b>	573194B	<b>22-0801-0</b>	0 204 114 501	<b>51-0062</b>
572310B	<b>22-0123-0</b>	572423B	<b>22-0296-0</b>	573061B	<b>22-0155-1</b>	573202B	<b>22-0568-1</b>	0 204 114 502	<b>51-0048</b>
572311B	<b>22-0689-0</b>	572424B	<b>22-0414-0</b>	573064B	<b>22-0774-1</b>	573204B	<b>22-0321-2</b>	0 204 114 504	<b>51-0042</b>
572312B	<b>22-0066-0</b>	572428B	<b>22-0464-0</b>	573065B	<b>22-0100-3</b>	573205B	<b>22-0777-0</b>	0 204 114 506	<b>51-0060</b>
572313B	<b>22-0066-1</b>	572429B	<b>22-0464-1</b>	573066B	<b>22-0357-1</b>	573207B	<b>22-0662-0</b>	0 204 114 507	<b>51-0087</b>
572316B	<b>22-0490-0</b>	572430B	<b>22-0174-0</b>	573067B	<b>22-0351-0</b>	573208B	<b>22-0774-0</b>	0 204 114 508	<b>51-0102</b>
572317B	<b>22-0068-0</b>	572431B	<b>22-0489-0</b>	573068B	<b>22-0354-0</b>	573217B	<b>22-0530-1</b>	0 204 114 509	<b>51-0080</b>
572318B	<b>22-0068-0</b>	572432B	<b>22-0435-0</b>	573069B	<b>22-0522-0</b>	573218B	<b>22-0677-0</b>	0 204 114 510	<b>51-0042</b>
572319B	<b>22-0231-0</b>	572433B	<b>22-0436-0</b>	573072B	<b>22-0356-0</b>			0 204 114 513	<b>51-0088</b>
572320B	<b>22-0231-1</b>	572434B	<b>22-0223-1</b>	573074B	<b>22-0321-0</b>			0 204 114 515	<b>51-0082</b>
572321B	<b>22-0690-0</b>	572435B	<b>22-0477-0</b>	573075B	<b>22-0322-0</b>	<b>BOSCH</b>			
572322B	<b>22-0359-0</b>	572441B	<b>22-0382-0</b>	573076B	<b>22-0577-0</b>			0 204 114 518	<b>51-0067</b>
572323B	<b>22-0420-0</b>	572442B	<b>22-0297-0</b>	573077B	<b>22-0525-0</b>			0 204 114 519	<b>51-0112</b>
572324B	<b>22-0138-0</b>	572444B	<b>22-0301-0</b>	573079B	<b>22-0251-0</b>	0 204 114 001	<b>51-0015</b>	0 204 114 521	<b>51-0111</b>
572325B	<b>22-0223-0</b>	572447B	<b>22-0134-0</b>	573081B	<b>22-0139-1</b>	0 204 114 002	<b>51-0019</b>	0 204 114 522	<b>51-0121</b>
572326B	<b>22-0457-0</b>	572448B	<b>22-0407-0</b>	573082B	<b>22-0565-0</b>	0 204 114 003	<b>51-0022</b>	0 204 114 523	<b>51-0048</b>
572327B	<b>22-0422-0</b>	572449B	<b>22-0462-0</b>	573083B	<b>22-0328-0</b>	0 204 114 004	<b>51-0013</b>	0 204 114 525	<b>51-0054</b>
572328B	<b>22-0234-0</b>	572450B	<b>22-0424-0</b>	573084B	<b>22-0329-0</b>	0 204 114 006	<b>51-0017</b>	0 204 114 526	<b>51-0051</b>
572329B	<b>22-0236-0</b>	572453B	<b>22-0364-0</b>	573085B	<b>22-0533-0</b>	0 204 114 008	<b>51-0016</b>	0 204 114 527	<b>51-0072</b>
572330B	<b>22-0236-1</b>	572464B	<b>22-0463-0</b>	573086B	<b>22-0598-0</b>	0 204 114 009	<b>51-0020</b>	0 204 114 528	<b>51-0054</b>
572331B	<b>22-0265-0</b>	572466B	<b>22-0406-0</b>	573089B	<b>22-0540-0</b>	0 204 114 010	<b>51-0014</b>	0 204 114 529	<b>51-0132</b>
572332B	<b>22-0232-1</b>	572468B	<b>22-0442-0</b>	573090B	<b>22-0813-0</b>	0 204 114 011	<b>51-0013</b>	0 204 114 531	<b>51-0103</b>
572333B	<b>22-0149-0</b>	572473B	<b>22-0176-1</b>	573091B	<b>22-0562-0</b>	0 204 114 012	<b>51-0014</b>	0 204 114 532	<b>51-0059</b>
572335B	<b>22-0265-0</b>	572477B	<b>22-0295-0</b>	573092B	<b>22-0563-5</b>	0 204 114 013	<b>51-0021</b>	0 204 114 535	<b>51-0137</b>
572336B	<b>22-0394-0</b>	572478B	<b>22-0465-0</b>	573093B	<b>22-0343-0</b>	0 204 114 015	<b>51-0061</b>	0 204 114 544	<b>51-0119</b>
572338B	<b>22-0190-0</b>	572481B	<b>22-0448-0</b>	573094B	<b>22-0274-0</b>	0 204 114 019	<b>51-0001</b>	0 204 114 546	<b>51-0084</b>
572339B	<b>22-0190-1</b>	572508B	<b>22-0288-5</b>	573095B	<b>22-0338-1</b>	0 204 114 020	<b>51-0002</b>	0 204 114 547	<b>51-0086</b>
572340B	<b>22-0175-0</b>	572514B	<b>22-0503-0</b>	573096B	<b>22-0530-0</b>	0 204 114 022	<b>51-0005</b>	0 204 114 548	



CROSS REFERENCES LIST



Ad. OE	METELLI ref.	Ad. OE	METELLI ref.	Ad. OE	METELLI ref.	Ad. OE	METELLI ref.	Ad. OE	METELLI ref.
<b>BOSCH</b>		0 986 478 037	<b>23-0085</b>	0 986 478 196	<b>23-0121</b>	0 986 478 330	<b>23-0211</b>	0 986 478 480	<b>23-0806C</b>
		0 986 478 038	<b>23-0070</b>	0 986 478 197	<b>23-0520</b>	0 986 478 331	<b>23-0117</b>	0 986 478 481	<b>23-0742</b>
		0 986 478 041	<b>23-0060</b>	0 986 478 198	<b>23-0225</b>	0 986 478 332	<b>23-0312</b>	0 986 478 482	<b>23-0695C</b>
0 204 114 578	<b>51-0127</b>	0 986 478 042	<b>23-0311</b>	0 986 478 199	<b>23-0044</b>	0 986 478 339	<b>23-0279</b>	0 986 478 483	<b>23-0543</b>
0 204 114 579	<b>51-0085</b>	0 986 478 043	<b>23-0094</b>	0 986 478 200	<b>23-0134</b>	0 986 478 341	<b>23-0368</b>	0 986 478 485	<b>23-0449</b>
0 204 114 580	<b>51-0068</b>	0 986 478 044	<b>23-0095</b>	0 986 478 201	<b>23-0210</b>	0 986 478 342	<b>23-0232</b>	0 986 478 490	<b>23-0509</b>
0 204 114 581	<b>51-0081</b>	0 986 478 046	<b>23-0100</b>	0 986 478 203	<b>23-0165</b>	0 986 478 343	<b>23-0179</b>	0 986 478 492	<b>23-0528</b>
0 204 114 582	<b>51-0079</b>	0 986 478 050	<b>23-0016</b>	0 986 478 203	<b>23-0176</b>	0 986 478 345	<b>23-0163</b>	0 986 478 493	<b>23-0467</b>
0 204 114 583	<b>51-0124</b>	0 986 478 051	<b>23-0008</b>	0 986 478 207	<b>23-0275</b>	0 986 478 346	<b>23-0180</b>	0 986 478 494	<b>23-0561C</b>
0 204 114 586	<b>51-0192</b>	0 986 478 051	<b>23-0018</b>	0 986 478 208	<b>23-0272</b>	0 986 478 347	<b>23-0175</b>	0 986 478 495	<b>23-0562</b>
0 204 114 591	<b>51-0171</b>	0 986 478 052	<b>23-0065</b>	0 986 478 211	<b>23-0111</b>	0 986 478 350	<b>23-0267</b>	0 986 478 497	<b>23-0483</b>
0 204 114 592	<b>51-0122</b>	0 986 478 057	<b>23-0045</b>	0 986 478 212	<b>23-0106</b>	0 986 478 351	<b>23-0436</b>	0 986 478 501	<b>23-0168</b>
0 204 114 601	<b>51-0237</b>	0 986 478 058	<b>23-0046</b>	0 986 478 216	<b>23-0658</b>	0 986 478 353	<b>23-0156</b>	0 986 478 502	<b>23-0169</b>
0 204 114 602	<b>51-0052</b>	0 986 478 060	<b>23-0047</b>	0 986 478 218	<b>23-0037</b>	0 986 478 354	<b>23-0063</b>	0 986 478 503	<b>23-0306</b>
0 204 114 603	<b>51-0197</b>	0 986 478 061	<b>23-0086</b>	0 986 478 219	<b>23-0617</b>	0 986 478 357	<b>23-0308</b>	0 986 478 504	<b>23-0426</b>
0 204 114 607	<b>51-0172</b>	0 986 478 063	<b>23-0014</b>	0 986 478 222	<b>23-0222</b>	0 986 478 359	<b>23-0217</b>	0 986 478 505	<b>23-0381</b>
0 204 114 608	<b>51-0120</b>	0 986 478 066	<b>23-0083</b>	0 986 478 224	<b>23-0292</b>	0 986 478 360	<b>23-0281</b>	0 986 478 506	<b>23-0662</b>
0 204 114 609	<b>51-0175</b>	0 986 478 067	<b>23-0093</b>	0 986 478 227	<b>23-0347</b>	0 986 478 361	<b>23-0213</b>	0 986 478 508	<b>23-0656</b>
0 204 114 610	<b>51-0117</b>	0 986 478 068	<b>23-0041</b>	0 986 478 228	<b>23-0202</b>	0 986 478 364	<b>23-0280</b>	0 986 478 511	<b>23-0227</b>
0 204 114 612	<b>51-0173</b>	0 986 478 069	<b>23-0119</b>	0 986 478 229	<b>23-0438</b>	0 986 478 368	<b>23-0301</b>	0 986 478 512	<b>23-0240</b>
0 204 114 613	<b>51-0165</b>	0 986 478 071	<b>23-0042</b>	0 986 478 231	<b>23-0036</b>	0 986 478 370	<b>23-0238</b>	0 986 478 513	<b>23-0474C</b>
0 204 114 614	<b>51-0164</b>	0 986 478 072	<b>23-0072</b>	0 986 478 232	<b>23-0056</b>	0 986 478 371	<b>23-0216</b>	0 986 478 515	<b>23-0231</b>
0 204 114 618	<b>51-0146</b>	0 986 478 074	<b>23-0098</b>	0 986 478 233	<b>23-0034</b>	0 986 478 374	<b>23-0669</b>	0 986 478 517	<b>23-0192</b>
0 204 114 619	<b>51-0181</b>	0 986 478 077	<b>23-0138</b>	0 986 478 234	<b>23-0161</b>	0 986 478 375	<b>23-0670</b>	0 986 478 521	<b>23-0183</b>
0 204 114 622	<b>51-0221</b>	0 986 478 078	<b>23-0137</b>	0 986 478 235	<b>23-0157</b>	0 986 478 376	<b>23-0756</b>	0 986 478 523	<b>23-0274</b>
0 204 114 623	<b>51-0219</b>	0 986 478 079	<b>23-0021</b>	0 986 478 236	<b>23-0128</b>	0 986 478 377	<b>23-0221</b>	0 986 478 524	<b>23-0346</b>
0 204 114 625	<b>51-0228</b>	0 986 478 080	<b>23-0071</b>	0 986 478 237	<b>23-0184</b>	0 986 478 379	<b>23-0758</b>	0 986 478 525	<b>23-0320</b>
0 204 114 626	<b>51-0231</b>	0 986 478 081	<b>23-0080</b>	0 986 478 238	<b>23-0193</b>	0 986 478 383	<b>23-0224</b>	0 986 478 526	<b>23-0167</b>
0 204 114 629	<b>51-0185</b>	0 986 478 081	<b>23-0568</b>	0 986 478 239	<b>23-0266</b>	0 986 478 384	<b>23-0364</b>	0 986 478 526	<b>23-0300</b>
0 204 114 630	<b>51-0159</b>	0 986 478 082	<b>23-0022</b>	0 986 478 241	<b>23-0276</b>	0 986 478 385	<b>23-0435</b>	0 986 478 528	<b>23-0699</b>
0 204 114 633	<b>51-0176</b>	0 986 478 086	<b>23-0350</b>	0 986 478 246	<b>23-0153</b>	0 986 478 386	<b>23-0260</b>	0 986 478 531	<b>23-0653</b>
0 204 114 635	<b>51-0147</b>	0 986 478 089	<b>23-0057</b>	0 986 478 252	<b>23-0620</b>	0 986 478 388	<b>23-0201</b>	0 986 478 532	<b>23-0349</b>
0 204 114 636	<b>51-0177</b>	0 986 478 090	<b>23-0097</b>	0 986 478 254	<b>23-0278</b>	0 986 478 389	<b>23-0251</b>	0 986 478 533	<b>23-0282</b>
0 204 114 638	<b>51-0179</b>	0 986 478 091	<b>23-0025</b>	0 986 478 255	<b>23-0315C</b>	0 986 478 390	<b>23-0218</b>	0 986 478 534	<b>23-0248</b>
0 204 114 647	<b>51-0229</b>	0 986 478 092	<b>23-0048</b>	0 986 478 257	<b>23-0247</b>	0 986 478 395	<b>23-0715</b>	0 986 478 535	<b>23-0284</b>
0 204 114 648	<b>51-0187</b>	0 986 478 095	<b>23-0400</b>	0 986 478 258	<b>23-0142</b>	0 986 478 397	<b>23-0716</b>	0 986 478 539	<b>23-0590</b>
0 204 114 649	<b>51-0162</b>	0 986 478 103	<b>23-0026</b>	0 986 478 260	<b>23-0252</b>	0 986 478 401	<b>23-0064</b>	0 986 478 540	<b>23-0757</b>
0 204 114 655	<b>51-0224</b>	0 986 478 104	<b>23-0078</b>	0 986 478 261	<b>23-0174</b>	0 986 478 415	<b>23-0650</b>	0 986 478 541	<b>23-0256</b>
0 204 114 656	<b>51-0226</b>	0 986 478 105	<b>23-0082</b>	0 986 478 262	<b>23-0313</b>	0 986 478 415	<b>23-0841</b>	0 986 478 542	<b>23-0242</b>
0 204 114 657	<b>51-0225</b>	0 986 478 106	<b>23-0223</b>	0 986 478 265	<b>23-0194</b>	0 986 478 420	<b>23-0606</b>	0 986 478 545	<b>23-0263</b>
0 204 115 120	<b>53-0112K</b>	0 986 478 107	<b>23-0367</b>	0 986 478 266	<b>23-0195</b>	0 986 478 421	<b>23-0404</b>	0 986 478 546	<b>23-0262C</b>
0 204 115 121	<b>53-0021K</b>	0 986 478 109	<b>23-0689</b>	0 986 478 267	<b>23-0196</b>	0 986 478 422	<b>23-0501</b>	0 986 478 547	<b>23-0293</b>
0 204 115 179	<b>53-0341K</b>	0 986 478 111	<b>23-0067</b>	0 986 478 268	<b>23-0191</b>	0 986 478 423	<b>23-0605</b>	0 986 478 548	<b>23-0437</b>
0 204 115 262	<b>53-0122</b>	0 986 478 112	<b>23-0066</b>	0 986 478 270	<b>23-0108</b>	0 986 478 425	<b>23-0397C</b>	0 986 478 550	<b>23-0234</b>
0 204 115 263	<b>53-0123</b>	0 986 478 113	<b>23-0051</b>	0 986 478 273	<b>23-0107</b>	0 986 478 426	<b>23-0398C</b>	0 986 478 555	<b>23-0645</b>
0 204 115 375	<b>53-0002</b>	0 986 478 114	<b>23-0103</b>	0 986 478 274	<b>23-0114</b>	0 986 478 427	<b>23-0498</b>	0 986 478 556	<b>23-0303</b>
0 204 115 400	<b>53-0117K</b>	0 986 478 115	<b>23-0343</b>	0 986 478 275	<b>23-0115</b>	0 986 478 429	<b>23-0536</b>	0 986 478 559	<b>23-0648</b>
0 204 115 401	<b>53-0118K</b>	0 986 478 116	<b>23-0663</b>	0 986 478 276	<b>23-0110</b>	0 986 478 430	<b>23-0479</b>	0 986 478 561	<b>23-0229C</b>
0 204 115 405	<b>53-0353</b>	0 986 478 119	<b>23-0033</b>	0 986 478 277	<b>23-0493</b>	0 986 478 431	<b>23-0294</b>	0 986 478 564	<b>23-0633</b>
0 204 115 424	<b>53-0469</b>	0 986 478 121	<b>23-0030</b>	0 986 478 278	<b>23-0151</b>	0 986 478 432	<b>23-0516</b>	0 986 478 565	<b>23-0299</b>
0 204 115 427	<b>53-0117K</b>	0 986 478 124	<b>23-0549</b>	0 986 478 279	<b>23-0152</b>	0 986 478 432	<b>23-0537</b>	0 986 478 566	<b>23-0521</b>
0 204 115 446	<b>53-0356</b>	0 986 478 125	<b>23-0295</b>	0 986 478 280	<b>23-0109</b>	0 986 478 433	<b>23-0492</b>	0 986 478 567	<b>23-0249</b>
0 204 115 447	<b>53-0354</b>	0 986 478 128	<b>23-0330</b>	0 986 478 283	<b>23-0200</b>	0 986 478 434	<b>23-0340</b>	0 986 478 568	<b>23-0360</b>
0 204 115 448	<b>53-0355</b>	0 986 478 130	<b>23-0233</b>	0 986 478 284	<b>23-0660</b>	0 986 478 435	<b>23-0337</b>	0 986 478 569	<b>23-0767</b>
0 204 115 492	<b>53-0127</b>	0 986 478 131	<b>23-0329</b>	0 986 478 286	<b>23-0718</b>	0 986 478 436	<b>23-0607</b>	0 986 478 570	<b>23-0704C</b>
0 204 115 496	<b>53-0071</b>	0 986 478 132	<b>23-0395C</b>	0 986 478 287	<b>23-0173</b>	0 986 478 437	<b>23-0452</b>	0 986 478 571	<b>23-0515C</b>
0 204 115 497	<b>53-0328</b>	0 986 478 136	<b>23-0141</b>	0 986 478 288	<b>23-0348</b>	0 986 478 439	<b>23-0783C</b>	0 986 478 572	<b>23-0505</b>
0 204 115 547	<b>53-0259</b>	0 986 478 138	<b>23-0291</b>	0 986 478 289	<b>23-0112</b>	0 986 478 442	<b>23-0198</b>	0 986 478 578	<b>23-0439</b>
0 204 173 007	<b>23-0771</b>	0 986 478 140	<b>23-0190</b>	0 986 478 289	<b>23-0358</b>	0 986 478 442	<b>23-0383</b>	0 986 478 582	<b>23-0552</b>
0 204 173 008	<b>23-0772</b>	0 986 478 141	<b>23-0296</b>	0 986 478 290	<b>23-0290</b>	0 986 478 444	<b>23-0388</b>	0 986 478 584	<b>23-0646</b>
0 204 173 009	<b>23-0854</b>	0 986 478 142	<b>23-0334</b>	0 986 478 292	<b>23-0254</b>	0 986 478 447	<b>23-0269</b>	0 986 478 589	<b>23-0321</b>
0 204 211 027	<b>53-0477</b>	0 986 478 143	<b>23-0074</b>	0 986 478 293	<b>23-0495</b>	0 986 478 448	<b>23-0362</b>	0 986 478 590	<b>23-0517</b>
0 986 477 099	<b>18-0289</b>	0 986 478 144	<b>23-0052</b>	0 986 478 295	<b>23-0289</b>	0 986 478 450	<b>23-0510</b>	0 986 478 593	<b>23-0441</b>
0 986 477 102	<b>18-0319</b>	0 986 478 146	<b>23-0127</b>	0 986 478 296	<b>23-0792</b>	0 986 478 451	<b>23-0512</b>	0 986 478 594	<b>23-0446</b>
0 986 477 141	<b>18-0385</b>	0 986 478 147	<b>23-0075</b>	0 986 478 297	<b>23-0309</b>	0 986 478 453	<b>23-0642</b>	0 986 478 596	<b>23-0351</b>
0 986 477 148	<b>18-0383</b>	0 986 478 148	<b>23-0073&lt;/</b>						

Ad. OE	METELLI ref.	Ad. OE	METELLI ref.	Ad. OE	METELLI ref.	Ad. OE	METELLI ref.	Ad. OE	METELLI ref.
<b>BOSCH</b>		0 986 478 810	<b>23-0369</b>	0 986 478 989	<b>23-0619</b>	0 986 479 231	<b>23-0960</b>	0 986 479 360	<b>23-0947</b>
		0 986 478 811	<b>23-0220</b>	0 986 478 990	<b>23-0777</b>	0 986 479 234	<b>23-0832</b>	0 986 479 361	<b>23-0956</b>
		0 986 478 812	<b>23-0338</b>	0 986 478 991	<b>23-0544</b>	0 986 479 235	<b>23-0833</b>	0 986 479 362	<b>23-0903</b>
0 986 478 620	<b>23-0371</b>	0 986 478 813	<b>23-0265</b>	0 986 478 992	<b>23-0574</b>	0 986 479 236	<b>23-0768</b>	0 986 479 363	<b>23-0879</b>
0 986 478 621	<b>23-0372</b>	0 986 478 817	<b>23-0164</b>	0 986 478 993	<b>23-0408</b>	0 986 479 239	<b>23-0834</b>	0 986 479 364	<b>23-0932</b>
0 986 478 622	<b>23-0399</b>	0 986 478 819	<b>23-0136</b>	0 986 479 001	<b>23-0532</b>	0 986 479 243	<b>23-0971</b>	0 986 479 365	<b>23-0958</b>
0 986 478 624	<b>23-0386C</b>	0 986 478 821	<b>23-0135</b>	0 986 479 013	<b>23-0694</b>	0 986 479 245	<b>23-0639</b>	0 986 479 367	<b>23-0930</b>
0 986 478 624	<b>23-0701C</b>	0 986 478 824	<b>23-0237</b>	0 986 479 014	<b>23-0579</b>	0 986 479 247	<b>23-0852</b>	0 986 479 368	<b>23-0789</b>
0 986 478 626	<b>23-0485C</b>	0 986 478 827	<b>23-0422</b>	0 986 479 030	<b>23-0764</b>	0 986 479 248	<b>23-0919</b>	0 986 479 370	<b>23-0839</b>
0 986 478 627	<b>23-0526</b>	0 986 478 830	<b>23-0455</b>	0 986 479 034	<b>23-0901</b>	0 986 479 249	<b>23-0882</b>	0 986 479 371	<b>23-0931</b>
0 986 478 628	<b>23-0374</b>	0 986 478 831	<b>23-0454</b>	0 986 479 036	<b>23-0614</b>	0 986 479 250	<b>23-0920</b>	0 986 479 373	<b>23-0778</b>
0 986 478 633	<b>23-0786</b>	0 986 478 834	<b>23-0336</b>	0 986 479 037	<b>23-0736</b>	0 986 479 251	<b>23-0876</b>	0 986 479 377	<b>23-0955</b>
0 986 478 634	<b>23-0497</b>	0 986 478 835	<b>23-0250</b>	0 986 479 038	<b>23-0600C</b>	0 986 479 252	<b>23-0855C</b>	0 986 479 378	<b>23-0862</b>
0 986 478 636	<b>23-0478</b>	0 986 478 837	<b>23-0644</b>	0 986 479 039	<b>23-0601</b>	0 986 479 253	<b>23-0686</b>	0 986 479 379	<b>23-0888</b>
0 986 478 637	<b>23-0659</b>	0 986 478 839	<b>23-0697</b>	0 986 479 041	<b>23-0624C</b>	0 986 479 254	<b>23-0897</b>	0 986 479 381	<b>23-0986</b>
0 986 478 641	<b>23-0785</b>	0 986 478 840	<b>23-0335</b>	0 986 479 055	<b>23-0809C</b>	0 986 479 256	<b>23-0929</b>	0 986 479 392	<b>23-0898</b>
0 986 478 642	<b>23-0450C</b>	0 986 478 842	<b>23-0341</b>	0 986 479 056	<b>23-0815</b>	0 986 479 257	<b>23-0865</b>	0 986 479 399	<b>23-0952</b>
0 986 478 647	<b>23-0342</b>	0 986 478 843	<b>23-0339</b>	0 986 479 057	<b>23-0726C</b>	0 986 479 258	<b>23-0918</b>	0 986 479 403	<b>23-0895</b>
0 986 478 649	<b>23-0241</b>	0 986 478 844	<b>23-0463</b>	0 986 479 058	<b>23-0840</b>	0 986 479 260	<b>23-0868</b>	0 986 479 404	<b>23-0953</b>
0 986 478 650	<b>23-0457</b>	0 986 478 846	<b>23-0507</b>	0 986 479 060	<b>23-0737C</b>	0 986 479 261	<b>23-0896</b>	0 986 479 409	<b>23-0982</b>
0 986 478 651	<b>23-0144</b>	0 986 478 847	<b>23-0401</b>	0 986 479 064	<b>23-0554</b>	0 986 479 262	<b>23-0877</b>	0 986 479 417	<b>23-0259</b>
0 986 478 654	<b>23-0652</b>	0 986 478 848	<b>23-0396C</b>	0 986 479 065	<b>23-0731</b>	0 986 479 263	<b>23-0871</b>	0 986 479 418	<b>23-0977</b>
0 986 478 655	<b>23-0651</b>	0 986 478 849	<b>23-0418</b>	0 986 479 066	<b>23-0732</b>	0 986 479 264	<b>23-0836</b>	0 986 479 421	<b>23-0972</b>
0 986 478 656	<b>23-0359</b>	0 986 478 852	<b>23-0391</b>	0 986 479 067	<b>23-0762</b>	0 986 479 264	<b>23-0905</b>	0 986 479 423	<b>23-0854</b>
0 986 478 657	<b>23-0235</b>	0 986 478 852	<b>23-0904</b>	0 986 479 069	<b>23-0760</b>	0 986 479 265	<b>23-0874</b>	0 986 479 428	<b>23-0946</b>
0 986 478 663	<b>23-0596</b>	0 986 478 853	<b>23-0390</b>	0 986 479 071	<b>23-0598</b>	0 986 479 266	<b>23-0887</b>	0 986 479 432	<b>23-0841</b>
0 986 478 667	<b>23-0503</b>	0 986 478 854	<b>23-0502</b>	0 986 479 084	<b>23-0640</b>	0 986 479 267	<b>23-0894</b>	0 986 479 435	<b>23-0043</b>
0 986 478 668	<b>23-0472</b>	0 986 478 855	<b>23-0571</b>	0 986 479 086	<b>23-0634</b>	0 986 479 269	<b>23-0937</b>	0 986 479 439	<b>23-0873</b>
0 986 478 669	<b>23-0506C</b>	0 986 478 856	<b>23-0377</b>	0 986 479 094	<b>23-0849C</b>	0 986 479 270	<b>23-0584</b>	0 986 479 444	<b>23-0891</b>
0 986 478 671	<b>23-0443</b>	0 986 478 857	<b>23-0363</b>	0 986 479 095	<b>23-0883</b>	0 986 479 271	<b>23-0844</b>	0 986 479 445	<b>23-0980</b>
0 986 478 672	<b>23-0649</b>	0 986 478 858	<b>23-0447</b>	0 986 479 096	<b>23-0727</b>	0 986 479 273	<b>23-0692</b>	0 986 479 446	<b>23-0980</b>
0 986 478 673	<b>23-0406</b>	0 986 478 859	<b>23-0551</b>	0 986 479 097	<b>23-0728</b>	0 986 479 274	<b>23-0804</b>	0 986 479 447	<b>23-0270</b>
0 986 478 674	<b>23-0393</b>	0 986 478 861	<b>23-0416</b>	0 986 479 098	<b>23-0733</b>	0 986 479 275	<b>23-0878</b>	0 986 479 448	<b>23-0771</b>
0 986 478 675	<b>23-0405</b>	0 986 478 863	<b>23-0491</b>	0 986 479 103	<b>23-0641</b>	0 986 479 277	<b>23-0584</b>	0 986 479 451	<b>23-0957</b>
0 986 478 677	<b>23-0539</b>	0 986 478 864	<b>23-0466</b>	0 986 479 106	<b>23-0609</b>	0 986 479 278	<b>23-0722</b>	0 986 479 453	<b>23-0797</b>
0 986 478 694	<b>23-0332</b>	0 986 478 865	<b>23-0661</b>	0 986 479 108	<b>23-0584</b>	0 986 479 279	<b>23-0827</b>	0 986 479 454	<b>23-0772</b>
0 986 478 701	<b>23-0665</b>	0 986 478 866	<b>23-0243</b>	0 986 479 113	<b>23-0826</b>	0 986 479 281	<b>23-0243</b>	0 986 479 458	<b>23-0875</b>
0 986 478 703	<b>23-0500</b>	0 986 478 866	<b>23-0385</b>	0 986 479 114	<b>23-0615</b>	0 986 479 285	<b>23-0964</b>	0 986 479 459	<b>23-0788</b>
0 986 478 704	<b>23-0774C</b>	0 986 478 867	<b>23-0365</b>	0 986 479 115	<b>23-0805</b>	0 986 479 287	<b>23-0933</b>	0 986 479 461	<b>23-0781</b>
0 986 478 713	<b>23-0464</b>	0 986 478 868	<b>23-0366</b>	0 986 479 120	<b>23-0698</b>	0 986 479 288	<b>23-0751</b>	0 986 479 466	<b>23-0941</b>
0 986 478 717	<b>23-0442</b>	0 986 478 869	<b>23-0468C</b>	0 986 479 121	<b>23-0754</b>	0 986 479 290	<b>23-0906</b>	0 986 479 472	<b>23-0962</b>
0 986 478 718	<b>23-0684</b>	0 986 478 870	<b>23-0484</b>	0 986 479 124	<b>23-0843</b>	0 986 479 292	<b>23-0862</b>	0 986 479 474	<b>23-0961</b>
0 986 478 719	<b>23-0304</b>	0 986 478 871	<b>23-0657</b>	0 986 479 126	<b>23-0592</b>	0 986 479 293	<b>23-0861</b>	0 986 479 480	<b>23-0225</b>
0 986 478 721	<b>23-0691</b>	0 986 478 872	<b>23-0378</b>	0 986 479 131	<b>23-0622</b>	0 986 479 294	<b>23-0881</b>	0 986 479 484	<b>23-0713</b>
0 986 478 725	<b>23-0255</b>	0 986 478 873	<b>23-0417</b>	0 986 479 132	<b>23-0621</b>	0 986 479 295	<b>23-0936</b>	0 986 479 488	<b>23-0116</b>
0 986 478 726	<b>23-0494</b>	0 986 478 874	<b>23-0470</b>	0 986 479 137	<b>23-0723</b>	0 986 479 296	<b>23-0880</b>	0 986 479 490	<b>23-0647</b>
0 986 478 727	<b>23-0594</b>	0 986 478 875	<b>23-0469</b>	0 986 479 138	<b>23-0712</b>	0 986 479 299	<b>23-0866</b>	0 986 479 491	<b>23-0471</b>
0 986 478 728	<b>23-0545</b>	0 986 478 876	<b>23-0508C</b>	0 986 479 142	<b>23-0682C</b>	0 986 479 300	<b>23-0916</b>	0 986 487 002	<b>53-0465</b>
0 986 478 732	<b>23-0563</b>	0 986 478 876	<b>23-0753C</b>	0 986 479 149	<b>23-0635</b>	0 986 479 301	<b>23-0867</b>	0 986 487 008	<b>53-0008</b>
0 986 478 733	<b>23-0583</b>	0 986 478 877	<b>23-0431</b>	0 986 479 157	<b>23-0745C</b>	0 986 479 303	<b>23-0889</b>	0 986 487 011	<b>53-0107</b>
0 986 478 735	<b>23-0009</b>	0 986 478 878	<b>23-0496</b>	0 986 479 163	<b>23-0779</b>	0 986 479 304	<b>23-0968</b>	0 986 487 012	<b>53-0010</b>
0 986 478 737	<b>23-0011</b>	0 986 478 879	<b>23-0425</b>	0 986 479 164	<b>23-0864</b>	0 986 479 305	<b>23-0943</b>	0 986 487 013	<b>53-0014</b>
0 986 478 738	<b>23-0081</b>	0 986 478 880	<b>23-0627</b>	0 986 479 166	<b>23-0813</b>	0 986 479 306	<b>23-0814</b>	0 986 487 019	<b>53-0341K</b>
0 986 478 739	<b>23-0159</b>	0 986 478 881	<b>23-0490</b>	0 986 479 167	<b>23-0782C</b>	0 986 479 307	<b>23-0899</b>	0 986 487 020	<b>53-0339K</b>
0 986 478 740	<b>23-0020</b>	0 986 478 882	<b>23-0488</b>	0 986 479 171	<b>23-0687</b>	0 986 479 308	<b>23-0908</b>	0 986 487 025	<b>53-0409</b>
0 986 478 741	<b>23-0077</b>	0 986 478 883	<b>23-0514</b>	0 986 479 178	<b>23-0738</b>	0 986 479 309	<b>23-0973</b>	0 986 487 027	<b>53-0055</b>
0 986 478 742	<b>23-0079</b>	0 986 478 884	<b>23-0489</b>	0 986 479 179	<b>23-0729</b>	0 986 479 310	<b>23-0892</b>	0 986 487 030	<b>53-0063</b>
0 986 478 745	<b>23-0499</b>	0 986 478 887	<b>23-0486</b>	0 986 479 185	<b>23-0830</b>	0 986 479 312	<b>23-0340</b>	0 986 487 033	<b>53-0101</b>
0 986 478 746	<b>23-0206</b>	0 986 478 888	<b>23-0531C</b>	0 986 479 186	<b>23-0831</b>	0 986 479 313	<b>23-0884</b>	0 986 487 034	<b>53-0104</b>
0 986 478 747	<b>23-0205</b>	0 986 478 889	<b>23-0430</b>	0 986 479 187	<b>23-0623</b>	0 986 479 314	<b>23-0341</b>	0 986 487 035	<b>53-0105</b>
0 986 478 749	<b>23-0113</b>	0 986 478 893	<b>23-0403</b>	0 986 479 192	<b>23-0793</b>	0 986 479 315	<b>23-0885</b>	0 986 487 050	<b>53-0152</b>
0 986 478 750	<b>23-0226</b>	0 986 478 896	<b>23-0402</b>	0 986 479 193	<b>23-0794</b>	0 986 479 316	<b>23-0912</b>	0 986 487 053	<b>53-0198</b>
0 986 478 751	<b>23-0318</b>	0 986 478 897	<b>23-0461</b>	0 986 479 194	<b>23-0795</b>	0 986 479 317	<b>23-0911</b>	0 986 487 054	<b>53-0200</b>
0 986 478 752	<b>23-0270</b>	0 986 478 898	<b>23-0434</b>	0 986 479 195	<b>23-0585</b>	0 986 479 321	<b>23-0846</b>	0 986 487 068	<b>53-0303</b>
0 986 478 759	<b>23-0394C</b>	0 986 478 899	<b>23-0522</b>	0 986 479 199	<b>23-0673</b>	0 986 479 322	<b>23-0847C</b>	0 986 487 069	<b>53-0300</b>
0 986 478 760	<b>23-0158</b>	0 986 478 969							

CROSS REFERENCES LIST



Ad. OE	METELLI ref.	Ad. OE	METELLI ref.	Ad. OE	METELLI ref.	Ad. OE	METELLI ref.	Ad. OE	METELLI ref.
<b>BOSCH</b>		0 986 487 305	<b>53-0274</b>	0 986 487 463	<b>53-0383</b>	0 986 487 605	<b>53-0236</b>	0 986 487 703	<b>53-0093</b>
		0 986 487 306	<b>53-0471</b>	0 986 487 464	<b>53-0282</b>	0 986 487 606	<b>53-0331</b>	0 986 487 704	<b>53-0090</b>
		0 986 487 307	<b>53-0036</b>	0 986 487 468	<b>53-0411</b>	0 986 487 607	<b>53-0017</b>	0 986 487 705	<b>53-0244</b>
0 986 487 142	<b>53-0108</b>	0 986 487 309	<b>53-0114</b>	0 986 487 470	<b>53-0399</b>	0 986 487 608	<b>53-0018</b>	0 986 487 707	<b>53-0318</b>
0 986 487 149	<b>53-0060</b>	0 986 487 310	<b>53-0377</b>	0 986 487 474	<b>53-0425</b>	0 986 487 609	<b>53-0242</b>	0 986 487 709	<b>53-0226</b>
0 986 487 164	<b>53-0271</b>	0 986 487 312	<b>53-0469</b>	0 986 487 482	<b>53-0412</b>	0 986 487 610	<b>53-0239</b>	0 986 487 710	<b>53-0267</b>
0 986 487 189	<b>53-0201</b>	0 986 487 313	<b>53-0068</b>	0 986 487 485	<b>53-0476</b>	0 986 487 611	<b>53-0240</b>	0 986 487 713	<b>53-0446</b>
0 986 487 190	<b>53-0233</b>	0 986 487 314	<b>53-0391</b>	0 986 487 501	<b>53-0035</b>	0 986 487 612	<b>53-0134</b>	0 986 487 716	<b>53-0091</b>
0 986 487 192	<b>53-0343</b>	0 986 487 315	<b>53-0342</b>	0 986 487 504	<b>53-0034</b>	0 986 487 613	<b>53-0308</b>	0 986 487 717	<b>53-0088</b>
0 986 487 194	<b>53-0467</b>	0 986 487 316	<b>53-0275</b>	0 986 487 520	<b>53-0016</b>	0 986 487 614	<b>53-0309</b>	0 986 487 718	<b>53-0248</b>
0 986 487 195	<b>53-0111K</b>	0 986 487 317	<b>53-0070</b>	0 986 487 521	<b>53-0072</b>	0 986 487 615	<b>53-0439</b>	0 986 487 719	<b>53-0264</b>
0 986 487 199	<b>53-0305</b>	0 986 487 318	<b>53-0466</b>	0 986 487 522	<b>53-0073</b>	0 986 487 616	<b>53-0401</b>	0 986 487 720	<b>53-0246</b>
0 986 487 201	<b>53-0306</b>	0 986 487 319	<b>53-0341K</b>	0 986 487 523	<b>53-0124</b>	0 986 487 621	<b>53-0066</b>	0 986 487 721	<b>53-0333</b>
0 986 487 202	<b>53-0011</b>	0 986 487 323	<b>53-0153</b>	0 986 487 524	<b>53-0126</b>	0 986 487 622	<b>53-0371</b>	0 986 487 723	<b>53-0245</b>
0 986 487 203	<b>53-0417</b>	0 986 487 324	<b>53-0390</b>	0 986 487 525	<b>53-0127</b>	0 986 487 623	<b>53-0479</b>	0 986 487 724	<b>53-0241</b>
0 986 487 206	<b>53-0273</b>	0 986 487 325	<b>53-0348</b>	0 986 487 526	<b>53-0310</b>	0 986 487 624	<b>53-0137</b>	0 986 487 725	<b>53-0247</b>
0 986 487 207	<b>53-0251</b>	0 986 487 326	<b>53-0378</b>	0 986 487 528	<b>53-0351</b>	0 986 487 625	<b>53-0019</b>	0 986 487 726	<b>53-0094</b>
0 986 487 208	<b>53-0252</b>	0 986 487 327	<b>53-0015</b>	0 986 487 529	<b>53-0352</b>	0 986 487 626	<b>53-0081Y</b>	0 986 487 727	<b>53-0441</b>
0 986 487 211	<b>53-0013</b>	0 986 487 328	<b>53-0116</b>	0 986 487 530	<b>53-0280</b>	0 986 487 627	<b>53-0359</b>	0 986 487 729	<b>53-0099</b>
0 986 487 212	<b>53-0012</b>	0 986 487 330	<b>53-0125</b>	0 986 487 531	<b>53-0393</b>	0 986 487 628	<b>53-0046</b>	0 986 487 730	<b>53-0317</b>
0 986 487 213	<b>53-0307</b>	0 986 487 331	<b>53-0069</b>	0 986 487 532	<b>53-0071</b>	0 986 487 629	<b>53-0087</b>	0 986 487 731	<b>53-0096</b>
0 986 487 214	<b>53-0302</b>	0 986 487 333	<b>53-0190</b>	0 986 487 533	<b>53-0322</b>	0 986 487 630	<b>53-0078</b>	0 986 487 732	<b>53-0374</b>
0 986 487 215	<b>53-0473</b>	0 986 487 336	<b>53-0324K</b>	0 986 487 534	<b>53-0108</b>	0 986 487 631	<b>53-0216</b>	0 986 487 733	<b>53-0042</b>
0 986 487 217	<b>53-0060</b>	0 986 487 344	<b>53-0234</b>	0 986 487 535	<b>53-0461</b>	0 986 487 633	<b>53-0133</b>	0 986 487 734	<b>53-0295</b>
0 986 487 219	<b>53-0456</b>	0 986 487 346	<b>53-0022</b>	0 986 487 536	<b>53-0462</b>	0 986 487 634	<b>53-0172</b>	0 986 487 735	<b>53-0434</b>
0 986 487 228	<b>53-0117K</b>	0 986 487 347	<b>53-0109</b>	0 986 487 537	<b>53-0120</b>	0 986 487 636	<b>53-0213</b>	0 986 487 736	<b>53-0407</b>
0 986 487 229	<b>53-0118K</b>	0 986 487 348	<b>53-0472</b>	0 986 487 541	<b>53-0340</b>	0 986 487 642	<b>53-0368</b>	0 986 487 737	<b>53-0183</b>
0 986 487 232	<b>53-0102</b>	0 986 487 351	<b>53-0100</b>	0 986 487 542	<b>53-0232K</b>	0 986 487 643	<b>53-0370</b>	0 986 487 738	<b>53-0184</b>
0 986 487 233	<b>53-0150</b>	0 986 487 354	<b>53-0415</b>	0 986 487 543	<b>53-0233K</b>	0 986 487 647	<b>53-0336</b>	0 986 487 740	<b>53-0215</b>
0 986 487 235	<b>53-0272</b>	0 986 487 356	<b>53-0151</b>	0 986 487 545	<b>53-0074</b>	0 986 487 648	<b>53-0100</b>	0 986 487 741	<b>53-0158</b>
0 986 487 237	<b>53-0322</b>	0 986 487 358	<b>53-0122</b>	0 986 487 546	<b>53-0340</b>	0 986 487 649	<b>53-0325</b>	0 986 487 742	<b>53-0038</b>
0 986 487 240	<b>53-0119</b>	0 986 487 359	<b>53-0202</b>	0 986 487 547	<b>53-0071</b>	0 986 487 650	<b>53-0369</b>	0 986 487 743	<b>53-0428</b>
0 986 487 241	<b>53-0121</b>	0 986 487 360	<b>53-0463</b>	0 986 487 548	<b>53-0478</b>	0 986 487 651	<b>53-0275</b>	0 986 487 748	<b>53-0182</b>
0 986 487 242	<b>53-0115</b>	0 986 487 361	<b>53-0426</b>	0 986 487 549	<b>53-0326</b>	0 986 487 652	<b>53-0214</b>	0 986 487 749	<b>53-0023</b>
0 986 487 243	<b>53-0323</b>	0 986 487 364	<b>53-0006</b>	0 986 487 550	<b>53-0353</b>	0 986 487 653	<b>53-0219</b>	0 986 487 900	<b>53-0465</b>
0 986 487 246	<b>53-0322</b>	0 986 487 366	<b>53-0204</b>	0 986 487 551	<b>53-0023</b>	0 986 487 654	<b>53-0216</b>	0 986 487 901	<b>53-0468</b>
0 986 487 248	<b>53-0121</b>	0 986 487 367	<b>53-0458</b>	0 986 487 552	<b>53-0023</b>	0 986 487 655	<b>53-0170</b>	0 986 487 902	<b>53-0008</b>
0 986 487 250	<b>53-0066</b>	0 986 487 369	<b>53-0279</b>	0 986 487 553	<b>53-0128</b>	0 986 487 657	<b>53-0241</b>	0 986 487 903	<b>53-0022</b>
0 986 487 251	<b>53-0346</b>	0 986 487 370	<b>53-0474</b>	0 986 487 554	<b>53-0311</b>	0 986 487 658	<b>53-0311</b>	0 986 494 118	<b>22-0558-6</b>
0 986 487 252	<b>53-0021Y</b>	0 986 487 372	<b>53-0283</b>	0 986 487 555	<b>53-0379</b>	0 986 487 659	<b>53-0026</b>	1 460 324 338	<b>23-0908</b>
0 986 487 255	<b>53-0067</b>	0 986 487 373	<b>53-0192</b>	0 986 487 556	<b>53-0356</b>	0 986 487 660	<b>53-0135</b>		
0 986 487 257	<b>53-0207</b>	0 986 487 375	<b>53-0065</b>	0 986 487 557	<b>53-0133</b>	0 986 487 661	<b>53-0157</b>		
0 986 487 258	<b>53-0205</b>	0 986 487 376	<b>53-0191</b>	0 986 487 558	<b>53-0038</b>	0 986 487 662	<b>53-0312</b>		
0 986 487 259	<b>53-0100</b>	0 986 487 377	<b>53-0414</b>	0 986 487 559	<b>53-0075</b>	0 986 487 664	<b>53-0025</b>		
0 986 487 260	<b>53-0253Y</b>	0 986 487 379	<b>53-0395</b>	0 986 487 560	<b>53-0076</b>	0 986 487 665	<b>53-0438</b>		
0 986 487 262	<b>53-0284</b>	0 986 487 380	<b>53-0457</b>	0 986 487 561	<b>53-0129</b>	0 986 487 666	<b>53-0243</b>	08.1309.10	<b>23-0021</b>
0 986 487 263	<b>53-0308</b>	0 986 487 383	<b>53-0325</b>	0 986 487 563	<b>53-0214</b>	0 986 487 667	<b>53-0138</b>	08.1395.40	<b>23-0044</b>
0 986 487 264	<b>53-0309</b>	0 986 487 384	<b>53-0033</b>	0 986 487 564	<b>53-0215</b>	0 986 487 668	<b>53-0290</b>	08.1401.30	<b>23-0024</b>
0 986 487 266	<b>53-0350</b>	0 986 487 386	<b>53-0460</b>	0 986 487 565	<b>53-0235</b>	0 986 487 669	<b>53-0083</b>	08.1511.20	<b>23-0045</b>
0 986 487 268	<b>53-0392</b>	0 986 487 387	<b>53-0166</b>	0 986 487 567	<b>53-0327</b>	0 986 487 670	<b>53-0084</b>	08.1647.30	<b>23-0033</b>
0 986 487 269	<b>53-0380</b>	0 986 487 388	<b>53-0206</b>	0 986 487 568	<b>53-0328</b>	0 986 487 671	<b>53-0315</b>	08.1741.10	<b>23-0016</b>
0 986 487 270	<b>53-0468</b>	0 986 487 389	<b>53-0467</b>	0 986 487 569	<b>53-0354</b>	0 986 487 672	<b>53-0332</b>	08.1757.20	<b>23-0287</b>
0 986 487 271	<b>53-0055</b>	0 986 487 391	<b>53-0284</b>	0 986 487 570	<b>53-0355</b>	0 986 487 673	<b>53-0176</b>	08.1976.10	<b>23-0025</b>
0 986 487 272	<b>53-0345</b>	0 986 487 392	<b>53-0278</b>	0 986 487 571	<b>53-0401</b>	0 986 487 674	<b>53-0129</b>	08.1980.20	<b>23-0220</b>
0 986 487 273	<b>53-0004</b>	0 986 487 396	<b>53-0349</b>	0 986 487 572	<b>53-0430</b>	0 986 487 675	<b>53-0084</b>	08.1987.10	<b>23-0009</b>
0 986 487 274	<b>53-0320K</b>	0 986 487 397	<b>53-0104</b>	0 986 487 574	<b>53-0480</b>	0 986 487 676	<b>53-0404</b>	08.2138.10	<b>23-0026</b>
0 986 487 275	<b>53-0343K</b>	0 986 487 399	<b>53-0165</b>	0 986 487 576	<b>53-0314</b>	0 986 487 677	<b>53-0402</b>	08.2162.10	<b>23-0012</b>
0 986 487 276	<b>53-0008</b>	0 986 487 400	<b>53-0167</b>	0 986 487 577	<b>53-0259</b>	0 986 487 678	<b>53-0393</b>	08.2266.10	<b>23-0148</b>
0 986 487 277	<b>53-0419</b>	0 986 487 401	<b>53-0123</b>	0 986 487 578	<b>53-0281</b>	0 986 487 679	<b>53-0443</b>	08.2272.20	<b>23-0140</b>
0 986 487 278	<b>53-0200</b>	0 986 487 406	<b>53-0101</b>	0 986 487 579	<b>53-0330</b>	0 986 487 680	<b>53-0444</b>	08.2275.10	<b>23-0042</b>
0 986 487 279	<b>53-0464</b>	0 986 487 411	<b>53-0198</b>	0 986 487 580	<b>53-0136</b>	0 986 487 681	<b>53-0386</b>	08.2286.10	<b>23-0663</b>
0 986 487 280	<b>53-0103</b>	0 986 487 412	<b>53-0477</b>	0 986 487 581	<b>53-0168</b>	0 986 487 682	<b>53-0385</b>	08.2298.20	<b>23-0036</b>
0 986 487 281	<b>53-0009</b>	0 986 487 414	<b>53-0421</b>	0 986 487 582	<b>53-0233</b>	0 986 487 683	<b>53-0265</b>	08.2462.10	<b>23-0126</b>
0 986 487 282	<b>53-0203</b>	0 986 487 416	<b>53-0270</b>	0 986 487 583	<b>53-0287</b>	0 986 487 684	<b>53-0260</b>	08.2467.20	<b>23-0048</b>
0 986 487 286	<b>53-0113</b>	0 986 487 417	<b>53-0210</b>	0 986 487 584	<b>53-0234</b>	0 986 487 685	<b>53-0265</b>	08.2559.20	<b>23-0043</b>
0 986 487 287	<b>53-0064</b>	0 986 487 422	<b>53-0423</b>	0 986 487 585	<b>53-0350</b>	0 986 487 686	<b>53-0159</b>	08.2569.10	<b>23-0008</b>
0 986 487 289	<b>53-0346</b>	0 986 487 423	<b>53-0209</b>						



Ad. OE	METELLI ref.	Ad. OE	METELLI ref.	Ad. OE	METELLI ref.	Ad. OE	METELLI ref.	Ad. OE	METELLI ref.
<b>BREMBO</b>		08.4932.10	<b>23-0301</b>	08.5833.10	<b>23-0198</b>	08.8316.10	<b>23-0651</b>	09.3373.10	<b>23-0137</b>
		08.4946.20	<b>23-0098</b>	08.5833.15	<b>23-0383</b>	08.8405.10	<b>23-0712</b>	09.3946.10	<b>23-0059</b>
		08.4962.20	<b>23-0072</b>	08.5833.20	<b>23-0385</b>	08.8408.10	<b>23-0531C</b>	09.3949.10	<b>23-0060</b>
08.2953.20	<b>23-0022</b>	08.4982.10	<b>23-0052</b>	08.5833.25	<b>23-0243</b>	08.8638.10	<b>23-0568</b>	09.4115.10	<b>23-0158</b>
08.2958.10	<b>23-0082</b>	08.4994.10	<b>23-0221</b>	08.5834.10	<b>23-0236</b>	08.8679.14	<b>23-0830</b>	09.4165.10	<b>23-0037</b>
08.2981.10	<b>23-0141</b>	08.5005.10	<b>23-0117</b>	08.5834.10	<b>23-0384</b>	08.8682.10	<b>23-0795</b>	09.4481.10	<b>23-0116</b>
08.2982.10	<b>23-0291</b>	08.5005.20	<b>23-0312</b>	08.5834.20	<b>23-0236</b>	08.8705.10	<b>23-0603</b>	09.4486.10	<b>23-0094</b>
08.2985.10	<b>23-0100</b>	08.5013.10	<b>23-0163</b>	08.5834.20	<b>23-0516</b>	08.8727.10	<b>23-0558</b>	09.4486.20	<b>23-0094</b>
08.2985.20	<b>23-0217</b>	08.5026.10	<b>23-0756</b>	08.5834.20	<b>23-0537</b>	08.8843.20	<b>23-0865</b>	09.4626.10	<b>23-0304</b>
08.3030.10	<b>23-0077</b>	08.5037.10	<b>23-0669</b>	08.5834.25	<b>23-0384</b>	08.9081.10	<b>23-0713</b>	09.4626.20	<b>23-0352</b>
08.3056.10	<b>23-0049</b>	08.5079.10	<b>23-0241</b>	08.5864.10	<b>23-0662</b>	08.9082.10	<b>23-0755</b>	09.4629.10	<b>23-0225</b>
08.3068.10	<b>23-0122</b>	08.5085.10	<b>23-0232</b>	08.5879.10	<b>23-0479</b>	08.9083.10	<b>23-0807C</b>	09.4765.10	<b>23-0170</b>
08.3069.10	<b>23-0134</b>	08.5085.20	<b>23-0388</b>	08.5891.10	<b>23-0480</b>	08.9084.11	<b>23-0806C</b>	09.4768.10	<b>23-0184</b>
08.3082.10	<b>23-0174</b>	08.5085.21	<b>23-0388</b>	08.5898.10	<b>23-0337</b>	08.9136.11	<b>23-0748C</b>	09.4789.10	<b>23-0252</b>
08.3084.10	<b>23-0222</b>	08.5086.10	<b>23-0179</b>	08.5905.10	<b>23-0339</b>	08.9163.10	<b>23-0667C</b>	09.4869.30	<b>23-0167</b>
08.3126.10	<b>23-0193</b>	08.5131.10	<b>23-0281</b>	08.5952.10	<b>23-0477</b>	08.9176.10	<b>23-0767</b>	09.4869.40	<b>23-0314</b>
08.3126.20	<b>23-0368</b>	08.5141.20	<b>23-0187</b>	08.5959.10	<b>23-0481</b>	08.9180.10	<b>23-0648</b>	09.4883.10	<b>23-0123</b>
08.3129.10	<b>23-0128</b>	08.5149.10	<b>23-0186</b>	08.6704.10	<b>23-0482</b>	08.9349.10	<b>23-0528</b>	09.4914.30	<b>23-0073</b>
08.3136.10	<b>23-0161</b>	08.5164.10	<b>23-0168</b>	08.6751.10	<b>23-0392</b>	08.9364.10	<b>23-0862</b>	09.4925.10	<b>23-0115</b>
08.3147.10	<b>23-0107</b>	08.5164.20	<b>23-0168</b>	08.6768.11	<b>23-0410C</b>	08.9371.10	<b>23-0690</b>	09.4925.20	<b>23-0067</b>
08.3189.20	<b>23-0046</b>	08.5174.30	<b>23-0189</b>	08.6785.10	<b>23-0371</b>	08.9459.20	<b>23-0909</b>	09.4928.10	<b>23-0520</b>
08.3282.10	<b>23-0088</b>	08.5177.10	<b>23-0292</b>	08.6838.10	<b>23-0483</b>	08.9460.10	<b>23-0857</b>	09.4930.10	<b>23-0151</b>
08.3288.20	<b>23-0040</b>	08.5177.20	<b>23-0292</b>	08.6853.80	<b>23-0783C</b>	08.9460.30	<b>23-0890</b>	09.4933.10	<b>23-0164</b>
08.3296.10	<b>23-0138</b>	08.5178.31	<b>23-0277C</b>	08.6857.10	<b>23-0665</b>	08.9461.10	<b>23-0672</b>	09.4939.10	<b>23-0369</b>
08.3372.10	<b>23-0089</b>	08.5181.10	<b>23-0308</b>	08.6897.10	<b>23-0671</b>	08.9465.10	<b>23-0585</b>	09.4939.20	<b>23-0183</b>
08.3437.10	<b>23-0087</b>	08.5186.20	<b>23-0260</b>	08.6897.14	<b>23-0671</b>	08.9488.10	<b>23-0725</b>	09.4939.34	<b>23-0859</b>
08.3439.10	<b>23-0041</b>	08.5211.10	<b>23-0205</b>	08.6899.10	<b>23-0661</b>	08.9502.10	<b>23-0724</b>	09.4947.20	<b>23-0194</b>
08.3441.20	<b>23-0074</b>	08.5213.10	<b>23-0658</b>	08.6903.10	<b>23-0377</b>	08.9509.14	<b>23-0936</b>	09.4959.10	<b>23-0265</b>
08.3449.10	<b>23-0020</b>	08.5237.10	<b>23-0309</b>	08.6911.10	<b>23-0394C</b>	08.9511.10	<b>23-0609</b>	09.4987.10	<b>23-0191</b>
08.3518.10	<b>23-0075</b>	08.5243.10	<b>23-0288</b>	08.6917.10	<b>23-0397C</b>	08.9511.11	<b>23-0609</b>	09.4987.20	<b>23-0191</b>
08.3636.10	<b>23-0014</b>	08.5243.20	<b>23-0551</b>	08.6918.10	<b>23-0430</b>	08.9512.10	<b>23-0827</b>	09.5004.10	<b>23-0393</b>
08.3637.10	<b>23-0162</b>	08.5243.30	<b>23-0478</b>	08.6931.10	<b>23-0431</b>	08.9512.27	<b>23-0878</b>	09.5009.10	<b>23-0278</b>
08.3712.10	<b>23-0070</b>	08.5265.10	<b>23-0318</b>	08.6935.10	<b>23-0404</b>	08.9580.10	<b>23-0833</b>	09.5009.20	<b>23-0493</b>
08.3854.10	<b>23-0091</b>	08.5266.10	<b>23-0590</b>	08.6968.10	<b>23-0417</b>	08.9584.10	<b>23-0624C</b>	09.5011.30	<b>23-0269</b>
08.3905.10	<b>23-0339</b>	08.5288.10	<b>23-0311</b>	08.7014.10	<b>23-0606</b>	08.9606.14	<b>23-0486</b>	09.5017.10	<b>23-0716</b>
08.3907.10	<b>23-0079</b>	08.5309.10	<b>23-0283</b>	08.7015.10	<b>23-0607</b>	08.9621.10	<b>23-0179</b>	09.5019.10	<b>23-0223</b>
08.3910.10	<b>23-0011</b>	08.5316.10	<b>23-0359</b>	08.7015.20	<b>23-0607</b>	08.9719.10	<b>23-0567</b>	09.5022.10	<b>23-0213</b>
08.3910.20	<b>23-0159</b>	08.5334.10	<b>23-0271</b>	08.7019.80	<b>23-0782C</b>	08.9729.10	<b>23-0525C</b>	09.5023.10	<b>23-0306</b>
08.3939.10	<b>23-0206</b>	08.5344.20	<b>23-0303</b>	08.7042.10	<b>23-0434</b>	08.9734.10	<b>23-0683</b>	09.5033.10	<b>23-0061</b>
08.3947.20	<b>23-0084</b>	08.5346.10	<b>23-0299</b>	08.7042.11	<b>23-0434</b>	08.9751.10	<b>23-0774C</b>	09.5035.10	<b>23-0670</b>
08.3953.10	<b>23-0056</b>	08.5347.10	<b>23-0422</b>	08.7104.10	<b>23-0267</b>	08.9759.20	<b>23-0910</b>	09.5036.10	<b>23-0201</b>
08.3959.20	<b>23-0210</b>	08.5352.10	<b>23-0296</b>	08.7106.10	<b>23-0464</b>	08.9787.10	<b>23-0817</b>	09.5055.10	<b>23-0349</b>
08.3962.10	<b>23-0057</b>	08.5359.10	<b>23-0227</b>	08.7132.10	<b>23-0484</b>	08.9792.10	<b>23-0692</b>	09.5058.10	<b>23-0298</b>
08.3969.10	<b>23-0065</b>	08.5366.24	<b>23-0229C</b>	08.7165.10	<b>23-0366</b>	08.9826.10	<b>23-0799</b>	09.5058.20	<b>23-0387</b>
08.4070.10	<b>23-0081</b>	08.5374.10	<b>23-0342</b>	08.7211.21	<b>23-0485C</b>	08.9859.80	<b>23-0951</b>	09.5082.10	<b>23-0200</b>
08.4070.20	<b>23-0160</b>	08.5443.10	<b>23-0633</b>	08.7219.10	<b>23-0570</b>	08.9918.20	<b>23-0749C</b>	09.5083.10	<b>23-0224</b>
08.4177.10	<b>23-0053</b>	08.5443.20	<b>23-0663</b>	08.7237.10	<b>23-0471</b>	08.A029.10	<b>23-0738</b>	09.5084.20	<b>23-0435</b>
08.4250.10	<b>23-0071</b>	08.5443.60	<b>23-0660</b>	08.7238.10	<b>23-0401</b>	08.A135.17	<b>23-0804</b>	09.5084.24	<b>23-0435</b>
08.4283.20	<b>23-0144</b>	08.5444.10	<b>23-0419</b>	08.7288.10	<b>23-0657</b>	08.A141.17	<b>23-0722</b>	09.5087.10	<b>23-0231</b>
08.4284.10	<b>23-0066</b>	08.5456.10	<b>23-0268</b>	08.7300.10	<b>23-0572</b>	08.A155.10	<b>23-0841</b>	09.5088.10	<b>23-0173</b>
08.4284.20	<b>23-0114</b>	08.5464.10	<b>23-0220</b>	08.7300.20	<b>23-0779</b>	08.A202.10	<b>23-0852</b>	09.5122.10	<b>23-0152</b>
08.4334.10	<b>23-0322</b>	08.5497.10	<b>23-0293</b>	08.7351.10	<b>23-0486</b>	08.A224.10	<b>23-0609</b>	09.5124.10	<b>23-0436</b>
08.4365.10	<b>23-0083</b>	08.5545.10	<b>23-0266</b>	08.7352.10	<b>23-0786</b>	08.A224.11	<b>23-0609</b>	09.5134.10	<b>23-0180</b>
08.4370.10	<b>23-0135</b>	08.5559.10	<b>23-0350</b>	08.7354.10	<b>23-0472</b>	08.A238.10	<b>23-0584</b>	09.5142.20	<b>23-0188</b>
08.4413.10	<b>23-0090</b>	08.5569.10	<b>23-0374</b>	08.7354.20	<b>23-0539</b>	08.A238.17	<b>23-0584</b>	09.5148.20	<b>23-0166</b>
08.4414.10	<b>23-0172</b>	08.5573.10	<b>23-0216</b>	08.7358.10	<b>23-0470</b>	08.A238.47	<b>23-0584</b>	09.5166.10	<b>23-0230</b>
08.4415.10	<b>23-0149</b>	08.5580.10	<b>23-0400</b>	08.7378.10	<b>23-0664</b>	08.A260.10	<b>23-0856</b>	09.5173.10	<b>23-0642</b>
08.4436.10	<b>23-0131</b>	08.5582.10	<b>23-0270</b>	08.7626.10	<b>23-0488</b>	08.A268.10	<b>23-0864</b>	09.5173.14	<b>23-0642</b>
08.4472.10	<b>23-0127</b>	08.5583.10	<b>23-0334</b>	08.7627.10	<b>23-0489</b>	08.A273.10	<b>23-0636</b>	09.5180.10	<b>23-0367</b>
08.4475.10	<b>23-0080</b>	08.5629.10	<b>23-0251</b>	08.7637.10	<b>23-0627</b>	08.A297.10	<b>23-0761</b>	09.5180.20	<b>23-0338</b>
08.4478.10	<b>23-0093</b>	08.5636.10	<b>23-0335</b>	08.7716.20	<b>23-0583</b>	08.A298.10	<b>23-0969</b>	09.5180.30	<b>23-0571</b>
08.4480.10	<b>23-0078</b>	08.5636.20	<b>23-0425</b>	08.7724.10	<b>23-0491</b>	08.A354.10	<b>23-0771</b>	09.5194.10	<b>23-0247</b>
08.4485.10	<b>23-0085</b>	08.5645.50	<b>23-0535</b>	08.7724.20	<b>23-0491</b>	09.2465.10	<b>23-0047</b>	09.5196.10	<b>23-0238</b>
08.4487.10	<b>23-0095</b>	08.5645.60	<b>23-0534</b>	08.7725.10	<b>23-0492</b>	09.2465.20	<b>23-0086</b>	09.5202.10	<b>23-0169</b>
08.4645.50	<b>23-0535</b>	08.5646.10	<b>23-0112</b>	08.7765.10	<b>23-0562</b>	09.2603.10	<b>23-0050</b>	09.5214.10	<b>23-0275</b>
08.4645.60	<b>23-0534</b>	08.5646.20	<b>23-0218</b>	08.7811.10	<b>23-0594</b>	09.2942.10	<b>23-0119</b>	09.5215.10	<b>23-0240</b>
08.4738.10	<b>23-0104</b>	08.5646.30	<b>23-0358</b>	08.7811.20	<b>23-0594</b>	09.3023.20	<b>23-0157</b>	09.5219.10	<b>23-0272</b>
08.4738.20	<b>23-0315C</b>	08.5651.20	<b>23-0286</b>	08.7814.10	<b>23-0544</b>	09.3059.10	<b>23-0076</b>	09.5221.10	<b>23-0381</b>
08.4748.10	<b>23-0136</b>	08.5691.10	<b>23-0348</b>	08.7822.10	<b>23-0597</b>	09.3090.10	<b>23-0096</b>	09.5230.10	<b>23-0280</b>
08.4750.30	<b>23-0124</b>	08.5709.10	<b>23-0329</b>	08.7861.10	<b>23-0698</b>	09.3090.20	<b>23-0790</b>	09.5252.10	<b>23-0274</b>
08.4750.40	<b>23-0313</b>	08.5714.10	<b>23-0233</b>	08.7878.10	<b>23-0644</b>	09.3095.10	<b>23-0175</b>	09.5253.10	<b>23-0282</b>
08.4753.									

CROSS REFERENCES LIST



Ad. OE	METELLI ref.	Ad. OE	METELLI ref.	Ad. OE	METELLI ref.	Ad. OE	METELLI ref.	Ad. OE	METELLI ref.
<b>BREMBO</b>		09.6753.10	<b>23-0650</b>	09.7826.10	<b>23-0619</b>	09.9366.10	<b>23-0863</b>	14.3106.10	<b>18-0001</b>
		09.6766.10	<b>23-0498</b>	09.7877.10	<b>23-0557</b>	09.9366.20	<b>23-0863</b>	14.3151.10	<b>18-0002</b>
		09.6767.14	<b>23-0409C</b>	09.7879.10	<b>23-0643</b>	09.9368.10	<b>23-0764</b>	14.3152.10	<b>18-0003</b>
09.5390.34	<b>23-0474C</b>	09.6769.10	<b>23-0408</b>	09.7880.11	<b>23-0706C</b>	09.9369.10	<b>23-0826</b>	14.3152.20	<b>18-0007</b>
09.5447.10	<b>23-0248</b>	09.6771.10	<b>23-0246</b>	09.7928.10	<b>23-0582</b>	09.9399.10	<b>23-0860</b>	14.3156.10	<b>18-0004</b>
09.5449.10	<b>23-0249</b>	09.6799.10	<b>23-0372</b>	09.8003.10	<b>23-0615</b>	09.9425.10	<b>23-0815</b>	14.3157.10	<b>18-0005</b>
09.5457.10	<b>23-0235</b>	09.6806.10	<b>23-0256</b>	09.8071.10	<b>23-0463</b>	09.9442.14	<b>23-0773C</b>	14.3157.20	<b>18-0006</b>
09.5457.20	<b>23-0235</b>	09.6816.10	<b>23-0449</b>	09.8127.11	<b>23-0524C</b>	09.9447.14	<b>23-0727</b>	14.3161.10	<b>18-0013</b>
09.5488.10	<b>23-0237</b>	09.6839.10	<b>23-0543</b>	09.8137.10	<b>23-0533</b>	09.9464.14	<b>23-0685</b>	14.3162.10	<b>18-0025</b>
09.5509.10	<b>23-0344</b>	09.6841.11	<b>23-0398C</b>	09.8137.20	<b>23-0517</b>	09.9464.24	<b>23-0729</b>	14.3163.10	<b>18-0041</b>
09.5527.20	<b>23-0284</b>	09.6843.10	<b>23-0500</b>	09.8303.10	<b>23-0563</b>	09.9468.14	<b>23-0687</b>	14.3164.10	<b>18-0042</b>
09.5566.10	<b>23-0437</b>	09.6843.20	<b>23-0500</b>	09.8303.10	<b>23-0794</b>	09.9483.10	<b>23-0719</b>	14.3165.10	<b>18-0043</b>
09.5568.10	<b>23-0373</b>	09.6845.11	<b>23-0386C</b>	09.8304.11	<b>23-0508C</b>	09.9503.10	<b>23-0926</b>	14.3165.20	<b>18-0044</b>
09.5568.20	<b>23-0375</b>	09.6859.10	<b>23-0501</b>	09.8304.20	<b>23-0753C</b>	09.9505.11	<b>23-0682C</b>	14.3166.10	<b>18-0267</b>
09.5568.21	<b>23-0376C</b>	09.6866.10	<b>23-0452</b>	09.8317.10	<b>23-0702</b>	09.9508.14	<b>23-0881</b>	14.3167.10	<b>18-0268</b>
09.5570.10	<b>23-0242</b>	09.6866.20	<b>23-0502</b>	09.8324.11	<b>23-0737C</b>	09.9510.14	<b>23-0880</b>	14.3168.10	<b>18-0333</b>
09.5574.10	<b>23-0295</b>	09.6879.20	<b>23-0120</b>	09.8404.10	<b>23-0723</b>	09.9534.14	<b>23-0916</b>	14.3169.10	<b>18-0073</b>
09.5577.10	<b>23-0351</b>	09.6893.10	<b>23-0503</b>	09.8407.10	<b>23-0694</b>	09.9537.10	<b>23-0955</b>	14.3178.10	<b>18-0087</b>
09.5579.21	<b>23-0703C</b>	09.6893.14	<b>23-0503</b>	09.8411.11	<b>23-0701C</b>	09.9540.10	<b>23-0867</b>	14.3179.10	<b>18-0088</b>
09.5581.20	<b>23-0959</b>	09.6905.10	<b>23-0757</b>	09.8475.10	<b>23-0645</b>	09.9540.14	<b>23-0867</b>	14.3179.20	<b>18-0090</b>
09.5581.30	<b>23-0617</b>	09.6908.10	<b>23-0254</b>	09.8483.10	<b>23-0614</b>	09.9541.10	<b>23-0788</b>	14.3185.10	<b>18-0045</b>
09.5584.10	<b>23-0347</b>	09.6924.11	<b>23-0396C</b>	09.8519.10	<b>23-0759</b>	09.9545.10	<b>23-0776</b>	14.3219.10	<b>18-0184</b>
09.5587.10	<b>23-0405</b>	09.6925.10	<b>23-0454</b>	09.8545.10	<b>23-0717</b>	09.9555.10	<b>23-0591</b>	14.3220.10	<b>18-0185</b>
09.5616.10	<b>23-0289</b>	09.6932.10	<b>23-0455</b>	09.8601.10	<b>23-0604</b>	09.9559.14	<b>23-0638</b>	14.3251.10	<b>18-0188</b>
09.5623.10	<b>23-0494</b>	09.6934.10	<b>23-0403</b>	09.8609.10	<b>23-0574</b>	09.9573.10	<b>23-0813</b>	14.3252.10	<b>18-0189</b>
09.5627.10	<b>23-0320</b>	09.6942.10	<b>23-0456</b>	09.8616.10	<b>23-0754</b>	09.9574.10	<b>23-0789</b>	14.3253.10	<b>18-0191</b>
09.5638.10	<b>23-0279</b>	09.6943.10	<b>23-0457</b>	09.8633.11	<b>23-0560C</b>	09.9581.10	<b>23-0752</b>	14.3256.10	<b>18-0191</b>
09.5640.10	<b>23-0653</b>	09.6959.10	<b>23-0458</b>	09.8635.10	<b>23-0569</b>	09.9582.10	<b>23-0728</b>	14.3256.50	<b>18-0191K</b>
09.5649.10	<b>23-0332</b>	09.6967.10	<b>23-0459</b>	09.8642.11	<b>23-0770C</b>	09.9585.14	<b>23-0901</b>	14.3260.10	<b>18-0220</b>
09.5654.10	<b>23-0346</b>	09.6983.10	<b>23-0416</b>	09.8655.11	<b>23-0666C</b>	09.9589.10	<b>23-0760</b>	14.3280.20	<b>18-0232</b>
09.5673.10	<b>23-0495</b>	09.6984.10	<b>23-0504</b>	09.8665.10	<b>23-0684</b>	09.9590.10	<b>23-0519C</b>	14.3281.10	<b>18-0231</b>
09.5676.20	<b>23-0258</b>	09.6997.10	<b>23-0605</b>	09.8670.10	<b>23-0793</b>	09.9599.10	<b>23-0586</b>	14.3283.10	<b>18-0233</b>
09.5679.10	<b>23-0364</b>	09.6997.20	<b>23-0605</b>	09.8680.14	<b>23-0831</b>	09.9607.14	<b>23-0096</b>	14.3284.10	<b>18-0328</b>
09.5693.10	<b>23-0290</b>	09.7010.10	<b>23-0365</b>	09.8681.10	<b>23-0832</b>	09.9617.11	<b>23-0461</b>	14.3303.10	<b>18-0332</b>
09.5694.10	<b>23-0253</b>	09.7010.20	<b>23-0365</b>	09.8689.11	<b>23-0705C</b>	09.9618.14	<b>23-0418</b>	14.4715.10	<b>18-0269</b>
09.5703.10	<b>23-0715</b>	09.7011.10	<b>23-0390</b>	09.8690.11	<b>23-0726C</b>	09.9619.10	<b>23-0566</b>	14.4718.10	<b>18-0299</b>
09.5704.20	<b>23-0413</b>	09.7012.10	<b>23-0391</b>	09.8695.10	<b>23-0555</b>	09.9631.14	<b>23-0231</b>	14.4719.10	<b>18-0300</b>
09.5704.30	<b>23-0413</b>	09.7012.10	<b>23-0904</b>	09.8695.75	<b>23-0555</b>	09.9631.34	<b>23-0402</b>	14.4722.10	<b>18-0302</b>
09.5707.10	<b>23-0316</b>	09.7043.10	<b>23-0461</b>	09.8697.80	<b>23-0784C</b>	09.9727.10	<b>23-0697</b>	14.4728.10	<b>18-0111</b>
09.5708.10	<b>23-0317</b>	09.7043.20	<b>23-0652</b>	09.8760.10	<b>23-0566</b>	09.9727.14	<b>23-0697</b>	14.4733.10	<b>18-0178</b>
09.5710.10	<b>23-0234</b>	09.7056.10	<b>23-0505</b>	09.8837.10	<b>23-0702</b>	09.9728.10	<b>23-0839</b>	14.4734.10	<b>18-0179</b>
09.5716.10	<b>23-0521</b>	09.7074.11	<b>23-0506C</b>	09.8841.30	<b>23-0868</b>	09.9743.10	<b>23-0780</b>	14.4736.10	<b>18-0247</b>
09.5726.10	<b>23-0699</b>	09.7115.10	<b>23-0808</b>	09.8842.20	<b>23-0866</b>	09.9749.10	<b>23-0736</b>	14.4785.10	<b>18-0112</b>
09.5730.10	<b>23-0336</b>	09.7131.10	<b>23-0507</b>	09.8852.10	<b>23-0696C</b>	09.9750.14	<b>23-0810</b>	14.4798.10	<b>18-0113</b>
09.5734.10	<b>23-0438</b>	09.7132.10	<b>23-0484</b>	09.8864.10	<b>23-0781</b>	09.9752.14	<b>23-0811</b>	14.4970.10	<b>18-0115</b>
09.5736.10	<b>23-0439</b>	09.7195.10	<b>23-0378</b>	09.8873.30	<b>23-0933</b>	09.9753.10	<b>23-0905</b>	14.4976.10	<b>18-0091</b>
09.5745.21	<b>23-0262C</b>	09.7196.14	<b>23-0468C</b>	09.8894.10	<b>23-0553</b>	09.9755.10	<b>23-0847C</b>	14.4978.10	<b>18-0304</b>
09.5749.10	<b>23-0441</b>	09.7225.10	<b>23-0509</b>	09.8903.10	<b>23-0411</b>	09.9757.10	<b>23-0913</b>	14.4978.50	<b>18-0304K</b>
09.5801.10	<b>23-0331</b>	09.7279.10	<b>23-0510</b>	09.8931.10	<b>23-0340</b>	09.9758.10	<b>23-0913</b>	14.4979.10	<b>18-0270</b>
09.5802.10	<b>23-0549</b>	09.7291.20	<b>23-0211</b>	09.8932.10	<b>23-0341</b>	09.9760.10	<b>23-0914</b>	14.4979.50	<b>18-0270K</b>
09.5802.20	<b>23-0549</b>	09.7292.20	<b>23-0466</b>	09.8936.10	<b>23-0676</b>	09.9790.10	<b>23-0845</b>	14.4980.10	<b>18-0234</b>
09.5804.10	<b>23-0362</b>	09.7292.30	<b>23-0550</b>	09.8937.10	<b>23-0798</b>	09.9790.20	<b>23-0639</b>	14.4980.50	<b>18-0163K</b>
09.5807.10	<b>23-0442</b>	09.7314.10	<b>23-0418</b>	09.8952.11	<b>23-0518C</b>	09.9793.10	<b>23-0818</b>	14.4980.50	<b>18-0234K</b>
09.5809.10	<b>23-0443</b>	09.7314.24	<b>23-0418</b>	09.8960.10	<b>23-0714</b>	09.9797.10	<b>23-0792</b>	14.5008.10	<b>18-0313</b>
09.5843.10	<b>23-0407</b>	09.7357.10	<b>23-0250</b>	09.8961.10	<b>23-0693C</b>	09.9799.10	<b>23-0970</b>	14.5008.50	<b>18-0313K</b>
09.5843.34	<b>23-0835</b>	09.7359.10	<b>23-0469</b>	09.8961.21	<b>23-0693C</b>	09.9817.10	<b>23-0854</b>	14.5067.10	<b>18-0271</b>
09.5844.10	<b>23-0646</b>	09.7367.10	<b>23-0473</b>	09.8977.10	<b>23-0689</b>	09.9818.10	<b>23-0674</b>	14.5068.10	<b>18-0081</b>
09.5844.24	<b>23-0640</b>	09.7377.10	<b>23-0511</b>	09.9074.10	<b>23-0675</b>	09.9821.20	<b>23-0673</b>	14.5069.10	<b>18-0080</b>
09.5845.20	<b>23-0647</b>	09.7386.10	<b>23-0533</b>	09.9078.10	<b>23-0641</b>	09.9848.10	<b>23-0974</b>	14.5071.10	<b>18-0008</b>
09.5854.10	<b>23-0294</b>	09.7386.20	<b>23-0517</b>	09.9079.10	<b>23-0843</b>	09.9867.11	<b>23-0920</b>	14.5072.10	<b>18-0092</b>
09.5857.10	<b>23-0691</b>	09.7386.30	<b>23-0533</b>	09.9080.10	<b>23-0532</b>	09.9868.11	<b>23-0920</b>	14.5073.10	<b>18-0052</b>
09.5869.10	<b>23-0276</b>	09.7386.40	<b>23-0517</b>	09.9130.11	<b>23-0561C</b>	09.9869.80	<b>23-0950</b>	14.5075.10	<b>18-0051</b>
09.5870.10	<b>23-0231</b>	09.7395.10	<b>23-0512</b>	09.9131.10	<b>23-0621</b>	09.9876.11	<b>23-0920</b>	14.5076.10	<b>18-0028</b>
09.5870.30	<b>23-0402</b>	09.7606.11	<b>23-0842C</b>	09.9131.14	<b>23-0621</b>	09.9895.10	<b>23-0829</b>	14.5102.10	<b>18-0009</b>
09.5873.10	<b>23-0710</b>	09.7628.10	<b>23-0490</b>	09.9141.10	<b>23-0244</b>	09.9911.11	<b>23-0737C</b>	14.5106.10	<b>18-0274</b>
09.5875.10	<b>23-0399</b>	09.7629.10	<b>23-0514</b>	09.9145.10	<b>23-0734</b>	09.9928.14	<b>23-0834</b>	14.5379.10	<b>18-0272</b>
09.5889.10	<b>23-0446</b>	09.7701.11	<b>23-0515C</b>	09.9148.10	<b>23-0742</b>	09.9935.14	<b>23-0751</b>	14.5397.10	<b>18-0248</b>
09.5904.10	<b>23-0340</b>	09.7702.10	<b>23-0704C</b>	09.9159.10	<b>23-0800</b>	09.A062.11	<b>23-0882</b>	14.5493.10	<b>18-0142</b>
09.5906.10	<b>23-0341</b>	09.7717.10	<b>23-0499</b>	09.9159.20	<b>23-0825</b>	09.A063.11	<b>23-0876</b>	14.5493.50	<b>18-0142K</b>
09.5919.10	<b>23-0659</b>	09.7719.20	<b>23-0259</b>	09.9162.11	<b>23-0681C</b>	09.A200.10	<b>23-0889</b>	14.5494.10	<b>18-0143</b>
09.5926.20	<b>23-0321</b>	09.7720.10	<b>23-0467</b>	09.9165.10	<b>23-0608</b>	09.A204.10	<b>23-0968</b>	14.5494.50	



Ad. OE	METELLI ref.	Ad. OE	METELLI ref.	Ad. OE	METELLI ref.	Ad. OE	METELLI ref.	Ad. OE	METELLI ref.
<b>BREMBO</b>		14.7242.10	<b>18-0207</b>	BF203-F	<b>18-0051</b>	BF347-F	<b>18-0047</b>	BG2102	<b>23-0036</b>
		14.7243.10	<b>18-0208</b>	BF204-F	<b>18-0092</b>	BF348-F	<b>18-0048</b>	BG2103	<b>23-0074</b>
		14.7244.10	<b>18-0250</b>	BF207-F	<b>18-0271</b>	BF349-F	<b>18-0125</b>	BG2107	<b>23-0016</b>
14.5598.10	<b>18-0197</b>	14.7246.10	<b>18-0289</b>	BF208-F	<b>18-0081</b>	BF350-F	<b>18-0026</b>	BG2109	<b>23-0170</b>
14.5599.10	<b>18-0198</b>	14.7246.50	<b>18-0289K</b>	BF229-F	<b>18-0276</b>	BF353-F	<b>18-0124</b>	BG2112	<b>23-0663</b>
14.5601.10	<b>18-0199</b>	14.7247.10	<b>18-0290</b>	BF230-F	<b>18-0275</b>	BF354-F	<b>18-0123</b>	BG2114	<b>23-0025</b>
14.5602.10	<b>18-0200</b>	14.7247.50	<b>18-0290K</b>	BF236-F	<b>18-0043</b>	BF355-F	<b>18-0250</b>	BG2116	<b>23-0053</b>
14.5604.10	<b>18-0235</b>	14.7248.10	<b>18-0291</b>	BF239-F	<b>18-0332</b>	BF356-F	<b>18-0058</b>	BG2117	<b>23-0054</b>
14.5604.50	<b>18-0235K</b>	14.7249.10	<b>18-0288</b>	BF241-F	<b>18-0052</b>	BF359-F	<b>18-0242</b>	BG2118	<b>23-0041</b>
14.5609.10	<b>18-0277</b>	14.7250.10	<b>18-0344</b>	BF242-F	<b>18-0335</b>	BF363-F	<b>18-0182</b>	BG2119	<b>23-0088</b>
14.5610.10	<b>18-0278</b>	14.7251.10	<b>18-0343</b>	BF250-F	<b>18-0116</b>	BF364-F	<b>18-0183</b>	BG2121	<b>23-0030</b>
14.5722.10	<b>18-0276</b>	14.7252.10	<b>18-0345</b>	BF254-F	<b>18-0178</b>	BF366-F	<b>18-0019</b>	BG2124	<b>23-0055</b>
14.5722.10	<b>18-0292</b>	14.7253.10	<b>18-0125</b>	BF255-F	<b>18-0184</b>	BF367	<b>18-0389</b>	BG2128	<b>23-0037</b>
14.5722.50	<b>18-0276K</b>	14.7254.10	<b>18-0124</b>	BF256-F	<b>18-0185</b>	BF367-F	<b>18-0305</b>	BG2129	<b>23-0018</b>
14.5722.50	<b>18-0292K</b>	14.7255.10	<b>18-0150</b>	BF258-F	<b>18-0188</b>	BF369-F	<b>18-0291</b>	BG2133	<b>23-0050</b>
14.5723.10	<b>18-0275</b>	14.7256.10	<b>18-0151</b>	BF260-F	<b>18-0247</b>	BF377-F	<b>18-0153</b>	BG2139	<b>23-0052</b>
14.5723.50	<b>18-0275K</b>	14.7257.10	<b>18-0149</b>	BF262-F	<b>18-0269</b>	BF378-F	<b>18-0245</b>	BG2142	<b>23-0137</b>
14.5810.10	<b>18-0046</b>	14.7259.10	<b>18-0019</b>	BF263-F	<b>18-0274</b>	BF379-F	<b>18-0022</b>	BG2144	<b>23-0135</b>
14.5811.10	<b>18-0093</b>	14.7260.10	<b>18-0023</b>	BF265-F	<b>18-0161</b>	BF381-F	<b>18-0315</b>	BG2147	<b>23-0014</b>
14.5814.10	<b>18-0119</b>	14.7711.10	<b>18-0065</b>	BF266-F	<b>18-0162</b>	BF382-F	<b>18-0290</b>	BG2148	<b>23-0080</b>
14.5815.10	<b>18-0120</b>	14.7712.10	<b>18-0330</b>	BF267-F	<b>18-0160</b>	BF383-F	<b>18-0059</b>	BG2149	<b>23-0071</b>
14.5817.10	<b>18-0323</b>	14.7714.10	<b>18-0243</b>	BF268-F	<b>18-0163</b>	BF386-F	<b>18-0251</b>	BG2150	<b>23-0136</b>
14.5818.10	<b>18-0145</b>	14.7715.10	<b>18-0305</b>	BF270-F	<b>18-0235</b>	BF387-F	<b>18-0252</b>	BG2151	<b>23-0087</b>
14.5820.10	<b>18-0334</b>	14.7732.10	<b>18-0327</b>	BF271-F	<b>18-0143</b>	BF389-F	<b>18-0018</b>	BG2153	<b>23-0174</b>
14.5821.10	<b>18-0340</b>	14.7738.10	<b>18-0263</b>	BF272-F	<b>18-0142</b>	BF390-F	<b>18-0082</b>	BG2156	<b>23-0127</b>
14.5822.10	<b>18-0238</b>	14.7739.10	<b>18-0085</b>	BF273-F	<b>18-0144</b>	BF391-F	<b>18-0010</b>	BG2157	<b>23-0162</b>
14.5822.50	<b>18-0238K</b>	14.7740.10	<b>18-0059</b>	BF274-F	<b>18-0011</b>	BF392-F	<b>18-0246</b>	BG2163	<b>23-0291</b>
14.5823.10	<b>18-0239</b>	14.7741.10	<b>18-0070</b>	BF275-F	<b>18-0046</b>	BF393-F	<b>18-0245</b>	BG2169	<b>23-0009</b>
14.5823.50	<b>18-0239K</b>	14.7742.10	<b>18-0336</b>	BF281-F	<b>18-0148</b>	BF394-F	<b>18-0293</b>	BG2172	<b>23-0140</b>
14.5825.10	<b>18-0257</b>	14.7743.10	<b>18-0329</b>	BF282-F	<b>18-0165</b>	BF395-F	<b>18-0223</b>	BG2176	<b>23-0043</b>
14.5826.10	<b>18-0202</b>	14.7744.10	<b>18-0089</b>	BF283-F	<b>18-0196</b>	BF398-F	<b>18-0309</b>	BG2178	<b>23-0063</b>
14.5826.50	<b>18-0202K</b>	14.7746.10	<b>18-0253</b>	BF284-F	<b>18-0197</b>	BF399-F	<b>18-0310</b>	BG2180	<b>23-0040</b>
14.5827.10	<b>18-0281</b>	14.7747.10	<b>18-0254</b>	BF286-F	<b>18-0188</b>	BF400-F	<b>18-0311</b>	BG2181	<b>23-0020</b>
14.5828.10	<b>18-0282</b>	14.7749.10	<b>18-0131</b>	BF287-F	<b>18-0238</b>	BF401-F	<b>18-0312</b>	BG2186	<b>23-0011</b>
14.5859.10	<b>18-0335</b>	14.7751.10	<b>18-0296</b>	BF288-F	<b>18-0239</b>	BF402	<b>18-0391</b>	BG2187	<b>23-0056</b>
14.5860.10	<b>18-0116</b>	14.7753.10	<b>18-0037</b>	BF289-F	<b>18-0257</b>	BF402-F	<b>18-0319</b>	BG2192	<b>23-0068</b>
14.5861.10	<b>18-0249</b>	14.7754.10	<b>18-0156</b>	BF290-F	<b>18-0281</b>	BF403-F	<b>18-0306</b>	BG2193	<b>23-0144</b>
14.5927.10	<b>18-0192</b>	14.9380.10	<b>18-0374</b>	BF291-F	<b>18-0282</b>	BF404-F	<b>18-0308</b>	BG2194	<b>23-0066</b>
14.5928.10	<b>18-0203</b>	14.9388.10	<b>18-0385</b>	BF292-F	<b>18-0278</b>	BF406-F	<b>18-0260</b>	BG2196	<b>23-0059</b>
14.6754.10	<b>18-0083</b>	14.9395.10	<b>18-0319</b>	BF293-F	<b>18-0301</b>	BF407-F	<b>18-0175</b>	BG2197	<b>23-0060</b>
14.6755.10	<b>18-0011</b>			BF294-F	<b>18-0014</b>	BF408-F	<b>18-0176</b>	BG2199	<b>23-0158</b>
14.6756.10	<b>18-0165</b>			BF295-F	<b>18-0248</b>	BF409-F	<b>18-0218</b>	BG2202	<b>23-0084</b>
14.6756.50	<b>18-0165K</b>	<b>DELPHI</b>		BF297-F	<b>18-0232</b>	BF410-F	<b>18-0219</b>	BG2203	<b>23-0083</b>
14.6757.10	<b>18-0121</b>			BF298-F	<b>18-0207</b>	BF412-F	<b>18-0324</b>	BG2204	<b>23-0131</b>
14.6757.10	<b>18-0206</b>			BF2-F	<b>18-0333</b>	BF423	<b>18-0374</b>	BG2205	<b>23-0047</b>
14.6758.10	<b>18-0148</b>	BF102-F	<b>18-0300</b>	BF300-F	<b>18-0056</b>	BF427	<b>18-0382</b>	BG2206	<b>23-0067</b>
14.6764.10	<b>18-0283</b>	BF103-F	<b>18-0302</b>	BF301-F	<b>18-0057</b>	BF434	<b>18-0349</b>	BG2207	<b>23-0225</b>
14.6773.10	<b>18-0053</b>	BF107-F	<b>18-0267</b>	BF302-F	<b>18-0069</b>	BF43-F	<b>18-0073</b>	BG2208	<b>23-0206</b>
14.6774.10	<b>18-0054</b>	BF108-F	<b>18-0087</b>	BF303-F	<b>18-0060</b>	BF449	<b>18-0385</b>	BG2209	<b>23-0078</b>
14.6775.10	<b>18-0055</b>	BF109-F	<b>18-0270</b>	BF30-F	<b>18-0268</b>	BF461	<b>18-0376</b>	BG2210	<b>23-0085</b>
14.6776.10	<b>18-0082</b>	BF111-F	<b>18-0304</b>	BF310-F	<b>18-0202</b>	BF462	<b>18-0354</b>	BG2211	<b>23-0095</b>
14.6778.10	<b>18-0096</b>	BF135-F	<b>18-0234</b>	BF313-F	<b>18-0214</b>	BF463	<b>18-0358</b>	BG2212	<b>23-0094</b>
14.6779.10	<b>18-0097</b>	BF136-F	<b>18-0003</b>	BF314-F	<b>18-0283</b>	BF468	<b>18-0388</b>	BG2213	<b>23-0100</b>
14.6795.10	<b>18-0280</b>	BF147-F	<b>18-0091</b>	BF315-F	<b>18-0275</b>	BF473	<b>18-0370</b>	BG2214	<b>23-0106</b>
14.6796.10	<b>18-0301</b>	BF151-F	<b>18-0299</b>	BF316-F	<b>18-0284</b>	BF474	<b>18-0371</b>	BG2215	<b>23-0062</b>
14.6796.50	<b>18-0301K</b>	BF152-F	<b>18-0006</b>	BF317-F	<b>18-0285</b>	BF478	<b>18-0367</b>	BG2217	<b>23-0082</b>
14.7000.10	<b>18-0035</b>	BF153-F	<b>18-0013</b>	BF318-F	<b>18-0205</b>	BF479	<b>18-0368</b>	BG2220	<b>23-0113</b>
14.7001.10	<b>18-0076</b>	BF154-F	<b>18-0025</b>	BF319-F	<b>18-0198</b>	BF480	<b>18-0352</b>	BG2223	<b>23-0164</b>
14.7005.10	<b>18-0123</b>	BF155-F	<b>18-0044</b>	BF320-F	<b>18-0192</b>	BF481	<b>18-0353</b>	BG2228	<b>23-0048</b>
14.7006.10	<b>18-0122</b>	BF156-F	<b>18-0045</b>	BF323-F	<b>18-0043</b>	BF482	<b>18-0377</b>	BG2232	<b>23-0142</b>
14.7008.10	<b>18-0287</b>	BF164-F	<b>18-0328</b>	BF324-F	<b>18-0164</b>	BF484	<b>18-0363</b>	BG2236	<b>23-0149</b>
14.7008.50	<b>18-0287K</b>	BF165-F	<b>18-0191</b>	BF325-F	<b>18-0017</b>	BF485	<b>18-0384</b>	BG2239	<b>23-0093</b>
14.7076.10	<b>18-0016</b>	BF166-F	<b>18-0189</b>	BF326-F	<b>18-0013</b>	BF487	<b>18-0365</b>	BG2240	<b>23-0044</b>
14.7077.10	<b>18-0017</b>	BF168-F	<b>18-0220</b>	BF327-F	<b>18-0016</b>	BF488	<b>18-0366</b>	BG2243	<b>23-0287</b>
14.7078.10	<b>18-0026</b>	BF169-F	<b>18-0233</b>	BF328-F	<b>18-0019</b>	BF496	<b>18-0381</b>	BG2249	<b>23-0150</b>
14.7079.10	<b>18-0027</b>	BF172-F	<b>18-0280</b>	BF329-F	<b>18-0289</b>	BF497	<b>18-0364</b>	BG2252	<b>23-0122</b>
14.7081.10	<b>18-0056</b>	BF173-F	<b>18-0158</b>	BF330-F	<b>18-0286</b>	BF52-F	<b>18-0277</b>	BG2253	<b>23-0134</b>
14.7082.10	<b>18-0057</b>	BF176-F	<b>18-0323</b>	BF331-F	<b>18-0083</b>	BF82-F	<b>18-0088</b>	BG2254	<b>23-0222</b>
14.7083.10	<b>18-0058</b>	BF178-F	<b>18-0231</b>	BF333-F	<b>18-0224</b>	BF8-F	<b>18-0089</b>	BG2257	<b>23-0161</b>
14.7091.10	<b>18-0205</b>	BF180-F	<b>18-0318</b>	BF334-F	<b>18-0274</b>	BF92-F	<b>18-0004</b>	BG2258	<b>23-0107</b>
14.7093.10	<b>18-0164</b>	BF181-F	<b>18-0221</b>	BF335-F	<b>18-0027</b>	BF96	<b>18-0358</b>	BG2259	<b>23-0046</b>
14.7093.10	<b>18-0241</b>	BF182-F	<b>18-0200</b>	BF336-F	<b>18-0055</b>	BG2052	<b>23-0042</b>	BG2265	<b>23-0210</b>
14.7094.10	<b>18-0242</b>	BF183-F	<b>18-0195</b>	BF337-F	<b>18-0149</b>	BG2053	<b>23-0126</b>	BG2268	<b>23-0114</b>
14.7096.10	<b>18-0331</b>	BF184-F	<b>18-0194</b>	BF338-F	<b>18-0145</b>	BG2066	<b>23-0138</b>	BG2272	<b>23-0061</b>
14.7098.10	<b>18-0284</b>	BF186-F	<b>18-0199</b>	BF339-F	<b>18-0176</b>	BG2067	<b>23-0033</b>	BG2273	<b>23-0119</b>
14.7099.10	<b>18-0285</b>	BF187-F	<b>18-0272</b>	BF340-F	<b>18-0175</b>	BG2069	<b>23-0022</b>	BG2278	<b>23-0096</b>
14.7100.10	<b>18-0298</b>	BF188-F	<b>18-0093</b>	BF342-F	<b>18-0326</b>	BG2071	<b>23-0026</b>	BG2279	<b>23-0175</b>
14.7127.20	<b>18-0022</b>	BF190-F	<b>18-0234</b>	BF343-F	<b>18-0128</b>	BG2081	<b>23-0322</b>	BG2282	<b>23-0110</b>
14.7239.10	<b>18-0047</b>	BF200-F	<b>18-0008</b>	BF344-F	<b>18-0298</b>	BG2093	<b>23-0021</b>	BG2283	<b>23-0108</b>
14.7240.10	<b>18-0048</b>	BF201-F	<b>18-0009</b>	BF345-F	<b>18-0203</b>	BG2094	<b>23-0031</b>	BG22	

**CROSS REFERENCES LIST**

Ad. OE	METELLI ref.	Ad. OE	METELLI ref.	Ad. OE	METELLI ref.	Ad. OE	METELLI ref.	Ad. OE	METELLI ref.
<b>DELPHI</b>		BG2447	<b>23-0173</b>	BG2691	<b>23-0319</b>	BG2908	<b>23-0446</b>	BG3387	<b>23-0500</b>
		BG2448	<b>23-0152</b>	BG2693	<b>23-0550</b>	BG2909	<b>23-0471</b>	BG3394	<b>23-0470</b>
		BG2449	<b>23-0109</b>	BG2694	<b>23-0534</b>	BG2910	<b>23-0551</b>	BG3395	<b>23-0469</b>
BG2288	<b>23-0103</b>	BG2451	<b>23-0176</b>	BG2695	<b>23-0466</b>	BG2911	<b>23-0371</b>	BG3396	<b>23-0508C</b>
BG2290	<b>23-0265</b>	BG2454	<b>23-0186</b>	BG2696	<b>23-0535</b>	BG2914	<b>23-0388</b>	BG3396	<b>23-0753C</b>
BG2291	<b>23-0104</b>	BG2455	<b>23-0230</b>	BG2697	<b>23-0533</b>	BG2982	<b>23-0372</b>	BG3397	<b>23-0700C</b>
BG2292	<b>23-0111</b>	BG2456	<b>23-0304</b>	BG2698	<b>23-0535</b>	BG2986	<b>23-0480</b>	BG3398	<b>23-0769C</b>
BG2293	<b>23-0057</b>	BG2458	<b>23-0232</b>	BG2699	<b>23-0316</b>	BG2987	<b>23-0392</b>	BG3399	<b>23-0645</b>
BG2297	<b>23-0422</b>	BG2460	<b>23-0190</b>	BG2700	<b>23-0317</b>	BG302	<b>23-0079</b>	BG3402	<b>23-0627</b>
BG2298	<b>23-0012</b>	BG2466	<b>23-0205</b>	BG2702	<b>23-0383</b>	BG3025	<b>23-0403</b>	BG3403	<b>23-0488</b>
BG2299	<b>23-0065</b>	BG2468	<b>23-0292</b>	BG2703	<b>23-0218</b>	BG3026	<b>23-0404</b>	BG3404	<b>23-0490</b>
BG2306	<b>23-0086</b>	BG2480	<b>23-0049</b>	BG2711	<b>23-0255</b>	BG3030	<b>23-0394C</b>	BG3405	<b>23-0514</b>
BG2308	<b>23-0097</b>	BG2494	<b>23-0308</b>	BG2712	<b>23-0656</b>	BG3033	<b>23-0707C</b>	BG3406	<b>23-0489</b>
BG2310	<b>23-0141</b>	BG2496	<b>23-0260</b>	BG2713	<b>23-0242</b>	BG3034	<b>23-0366</b>	BG3415	<b>23-0484</b>
BG2312	<b>23-0106</b>	BG2510	<b>23-0277C</b>	BG2714	<b>23-0312</b>	BG3035	<b>23-0365</b>	BG3416	<b>23-0657</b>
BG2313	<b>23-0156</b>	BG2510	<b>23-0982</b>	BG2716	<b>23-0293</b>	BG3036	<b>23-0391</b>	BG3418	<b>23-0770C</b>
BG2314	<b>23-0124</b>	BG2512	<b>23-0183</b>	BG2717	<b>23-0437</b>	BG3036	<b>23-0904</b>	BG3420	<b>23-0472</b>
BG2319	<b>23-0159</b>	BG2517	<b>23-0658</b>	BG2718	<b>23-0311</b>	BG3039	<b>23-0399</b>	BG3421	<b>23-0401</b>
BG2321	<b>23-0128</b>	BG2517	<b>23-0748C</b>	BG2719	<b>23-0310</b>	BG3040	<b>23-0783C</b>	BG3422	<b>23-0349</b>
BG2322	<b>23-0368</b>	BG2518	<b>23-0438</b>	BG2720	<b>23-0373</b>	BG3041	<b>23-0450C</b>	BG3425	<b>23-0496</b>
BG2323	<b>23-0184</b>	BG2520	<b>23-0708C</b>	BG2721	<b>23-0374</b>	BG3042	<b>23-0398C</b>	BG3426	<b>23-0544</b>
BG2327	<b>23-0266</b>	BG2524	<b>23-0351</b>	BG2724	<b>23-0334</b>	BG3043	<b>23-0396C</b>	BG3430	<b>23-0517</b>
BG2328	<b>23-0076</b>	BG2526	<b>23-0226</b>	BG2726	<b>23-0367</b>	BG3044	<b>23-0397C</b>	BG3497	<b>23-0506C</b>
BG2329	<b>23-0077</b>	BG2527	<b>23-0318</b>	BG2729	<b>23-0448</b>	BG3049	<b>23-0337</b>	BG3499	<b>23-0587</b>
BG2330	<b>23-0157</b>	BG2528	<b>23-0296</b>	BG2732	<b>23-0309</b>	BG3055	<b>23-0377</b>	BG3505	<b>23-0528</b>
BG2331	<b>23-0120</b>	BG2534	<b>23-0244</b>	BG2738	<b>23-0414</b>	BG3056	<b>23-0498</b>	BG3508	<b>23-0620</b>
BG2332	<b>23-0121</b>	BG2538	<b>23-0267</b>	BG2740	<b>23-0521</b>	BG3061	<b>23-0503</b>	BG3509	<b>23-0619</b>
BG2336	<b>23-0269</b>	BG2543	<b>23-0275</b>	BG2742	<b>23-0441</b>	BG3063	<b>23-0497</b>	BG3513	<b>23-0560C</b>
BG2337	<b>23-0436</b>	BG2547	<b>23-0274</b>	BG2745	<b>23-0262C</b>	BG3074	<b>23-0504</b>	BG3515	<b>23-0562</b>
BG2338	<b>23-0270</b>	BG2548	<b>23-0346</b>	BG2746	<b>23-0395C</b>	BG3076	<b>23-0410C</b>	BG3519	<b>23-0552</b>
BG2339	<b>23-0180</b>	BG2556	<b>23-0419</b>	BG2749	<b>23-0262C</b>	BG3077	<b>23-0408</b>	BG3524	<b>23-0737C</b>
BG2343	<b>23-0185</b>	BG2564	<b>23-0280</b>	BG2749	<b>23-0263</b>	BG3078	<b>23-0409C</b>	BG3527	<b>23-0515C</b>
BG2345	<b>23-0167</b>	BG2565	<b>23-0282</b>	BG2750	<b>23-0442</b>	BG3083	<b>23-0536</b>	BG3528	<b>23-0706C</b>
BG2346	<b>23-0120</b>	BG2566	<b>23-0251</b>	BG2752	<b>23-0233</b>	BG3099	<b>23-0463</b>	BG3530	<b>23-0704C</b>
BG2347	<b>23-0123</b>	BG2567	<b>23-0249</b>	BG2759	<b>23-0344</b>	BG310	<b>23-0141</b>	BG3536	<b>23-0509</b>
BG2349	<b>23-0163</b>	BG2571	<b>23-0283</b>	BG2761	<b>23-0315C</b>	BG3105	<b>23-0464</b>	BG3552	<b>23-0482</b>
BG2352	<b>23-0160</b>	BG2572	<b>23-0217</b>	BG2763	<b>23-0653</b>	BG3111	<b>23-0505</b>	BG3557	<b>23-0972</b>
BG2355	<b>23-0153</b>	BG2573	<b>23-0303</b>	BG2767	<b>23-0495</b>	BG3124	<b>23-0250</b>	BG3574	<b>23-0407</b>
BG2357	<b>23-0281</b>	BG2575	<b>23-0112</b>	BG2768	<b>23-0314</b>	BG3126	<b>23-0661</b>	BG3602	<b>23-0522</b>
BG2365	<b>23-0247</b>	BG2576	<b>23-0288</b>	BG2769	<b>23-0313</b>	BG3127	<b>23-0449</b>	BG3607	<b>23-0841</b>
BG2367	<b>23-0073</b>	BG2584	<b>23-0221</b>	BG2771	<b>23-0321</b>	BG3134	<b>23-0456</b>	BG3611	<b>23-0695C</b>
BG2368	<b>23-0202</b>	BG2584	<b>23-0590</b>	BG2778	<b>23-0620</b>	BG3141	<b>23-0606</b>	BG3618	<b>23-0836</b>
BG2371	<b>23-0115</b>	BG2586	<b>23-0290</b>	BG2779	<b>23-0347</b>	BG3142	<b>23-0605</b>	BG3620	<b>23-0557</b>
BG2372	<b>23-0520</b>	BG2591	<b>23-0364</b>	BG2780	<b>23-0443</b>	BG3158	<b>23-0501</b>	BG3621	<b>23-0558</b>
BG2374	<b>23-0272</b>	BG2596	<b>23-0289</b>	BG2783	<b>23-0329</b>	BG3160	<b>23-0510</b>	BG3628	<b>23-0784C</b>
BG2375	<b>23-0098</b>	BG2597	<b>23-0662</b>	BG2784	<b>23-0330</b>	BG3168	<b>23-0256</b>	BG3629	<b>23-0782C</b>
BG2376	<b>23-0072</b>	BG2598	<b>23-0648</b>	BG2798	<b>23-0360</b>	BG3173	<b>23-0259</b>	BG3653	<b>23-0567</b>
BG2379	<b>23-0301</b>	BG2604	<b>23-0309</b>	BG2799	<b>23-0359</b>	BG3177	<b>23-0494</b>	BG3654	<b>23-0555</b>
BG2380	<b>23-0195</b>	BG2612	<b>23-0237</b>	BG2800	<b>23-0271</b>	BG3186	<b>23-0969</b>	BG3657	<b>23-0726C</b>
BG2381	<b>23-0196</b>	BG2615	<b>23-0235</b>	BG2802	<b>23-0276</b>	BG3187	<b>23-0447</b>	BG3659	<b>23-0696C</b>
BG2384	<b>23-0194</b>	BG2616	<b>23-0268</b>	BG2803	<b>23-0664</b>	BG3194	<b>23-0418</b>	BG3661	<b>23-0666C</b>
BG2386	<b>23-0368</b>	BG2617	<b>23-0298</b>	BG2804	<b>23-0246</b>	BG3198	<b>23-0468C</b>	BG3662	<b>23-0667C</b>
BG2387	<b>23-0191</b>	BG2619	<b>23-0381</b>	BG2805	<b>23-0665</b>	BG3199	<b>23-0378</b>	BG3671	<b>23-0806C</b>
BG2389	<b>23-0117</b>	BG2622	<b>23-0227</b>	BG2808	<b>23-0493</b>	BG3202	<b>23-0461</b>	BG3672	<b>23-0774C</b>
BG2390	<b>23-0278</b>	BG2623	<b>23-0474C</b>	BG2809	<b>23-0478</b>	BG3203	<b>23-0434</b>	BG3673	<b>23-0748C</b>
BG2394	<b>23-0393</b>	BG2624	<b>23-0229C</b>	BG2810	<b>23-0505</b>	BG3206	<b>23-0457</b>	BG3674	<b>23-0749C</b>
BG2395	<b>23-0213</b>	BG2624	<b>23-0951</b>	BG2814	<b>23-0650</b>	BG3208	<b>23-0390</b>	BG3680	<b>23-0592</b>
BG2397	<b>23-0211</b>	BG2625	<b>23-0549</b>	BG2816	<b>23-0362</b>	BG3222	<b>23-0402</b>	BG3681	<b>23-0690</b>
BG2398	<b>23-0223</b>	BG2628	<b>23-0405</b>	BG2824	<b>23-0358</b>	BG3227	<b>23-0483</b>	BG3682	<b>23-0563</b>
BG2399	<b>23-0306</b>	BG2632	<b>23-0248</b>	BG2825	<b>23-0305</b>	BG3235	<b>23-0491</b>	BG3684	<b>23-0583</b>
BG2402	<b>23-0221</b>	BG2633	<b>23-0633</b>	BG2826	<b>23-0671</b>	BG3236	<b>23-0418</b>	BG3691	<b>23-0803</b>
BG2403	<b>23-0151</b>	BG2634	<b>23-0660</b>	BG2827	<b>23-0671</b>	BG3237	<b>23-0492</b>	BG3702	<b>23-0574</b>
BG2407	<b>23-0369</b>	BG2635	<b>23-0350</b>	BG2830	<b>23-0231</b>	BG3239	<b>23-0485C</b>	BG3709	<b>23-0598</b>
BG2411	<b>23-0179</b>	BG2636	<b>23-0284</b>	BG2835	<b>23-0363</b>	BG3240	<b>23-0386C</b>	BG3710	<b>23-0599</b>
BG2412	<b>23-0192</b>	BG2637	<b>23-0426</b>	BG2841	<b>23-0375</b>	BG3240	<b>23-0701C</b>	BG3713	<b>23-0608</b>
BG2413	<b>23-0240</b>	BG2638	<b>23-0236</b>	BG2842	<b>23-0376C</b>	BG3241	<b>23-0417</b>	BG3714	<b>23-0705C</b>
BG2419	<b>23-0670</b>	BG2643	<b>23-0254</b>	BG2843	<b>23-0387</b>	BG3259	<b>23-0286</b>	BG3715	<b>23-0689</b>
BG2420	<b>23-0669</b>	BG2657	<b>23-0406</b>	BG2844	<b>23-0338</b>	BG3262	<b>23-0430</b>	BG3721	<b>23-0593</b>
BG2422	<b>23-0224</b>	BG2662	<b>23-0459</b>	BG2845	<b>23-0339</b>	BG3274	<b>23-0607</b>	BG3721	<b>23-0843</b>
BG2424	<b>23-0435</b>	BG2666	<b>23-0361</b>	BG2846	<b>23-0340</b>	BG3296	<b>23-0416</b>	BG3724	<b>23-0901</b>
BG2425	<b>23-0200</b>	BG2668	<b>23-0234</b>	BG2847	<b>23-0341</b>	BG3326	<b>23-0277C</b>	BG3725	<b>23-0525C</b>
BG2426	<b>23-0201</b>	BG2671	<b>23-0400</b>	BG2860	<b>23-0543</b>	BG3347	<b>23-0512</b>	BG3731	<b>23-0609</b>
BG2430	<b>23-0187</b>	BG2673	<b>23-0343</b>	BG2871	<b>23-0455</b>	BG3353	<b>23-0511</b>	BG3749	<b>23-0955</b>
BG2431	<b>23-0189</b>	BG2675	<b>23-0300</b>	BG2872	<b>23-0454</b>	BG3359	<b>23-0476</b>	BG3750	<b>23-0787</b>
BG2433	<b>23-0188</b>	BG2676	<b>23-0299</b>	BG2873	<b>23-0431</b>	BG3360	<b>23-0385</b>	BG3753	<b>23-0779</b>
BG2439	<b>23-0168</b>	BG2677	<b>23-0320</b>	BG2879	<b>23-0479</b>	BG3364	<b>23-0486</b>	BG3755	<b>23-0600C</b>
BG2440	<b>23-0169</b>	BG2683	<b>23-0348</b>	BG2880	<b>23-0646</b>	BG3366	<b>23-0458</b>	BG3755	<b>23-0601</b>
BG2442	<b>23-0321</b>	BG2685	<b>23-0253</b>	BG2880	<b>23-0647</b>	BG3367	<b>23-0425</b>	BG3757	<b>23-0624C</b>
BG2443	<b>23-0166</b>	BG2688	<b>23-0295</b>	BG2891	<b>23-0439</b>	BG3378	<b>23-0502</b>	BG3758	<b>23-0625</b>
BG2444	<b>23-0238</b>	BG2689	<b>23-0335</b>	BG2898	<b>23-0427</b>	BG3381	<b>23-0531C</b>	BG3761	<b>23-0762</b>
BG2445	<b>23-0216</b>	BG2690	<b>23-0336</b>	BG2899	<b>23-0294</b>	BG3382	<b>23-0807C</b>	BG3763	<b>23-0850</b>

Ad. OE	METELLI ref.	Ad. OE	METELLI ref.	Ad. OE	METELLI ref.	Ad. OE	METELLI ref.	Ad. OE	METELLI ref.
<b>DELPHI</b>		BG3994	<b>23-0862</b>	KP1089	<b>51-0164</b>	KP837	<b>51-0054</b>	LG16054	<b>51-0226</b>
		BG3995	<b>23-0863</b>	KP1090	<b>51-0181</b>	KP848	<b>51-0023</b>	LG16055	<b>51-0224</b>
		BG3996	<b>23-0855C</b>	KP1091	<b>51-0194</b>	KP849	<b>51-0086</b>	LG16056	<b>51-0229</b>
BG3770	<b>23-0826</b>	BG3998	<b>23-0870</b>	KP1092	<b>51-0193</b>	KP850	<b>51-0085</b>	LP10	<b>22-0019-0</b>
BG3772	<b>23-0681C</b>	BG4002	<b>23-0751</b>	KP1099	<b>51-0219</b>	KP851	<b>51-0084</b>	LP1003	<b>22-0559-0</b>
BG3775	<b>23-0883</b>	BG4003	<b>23-0921</b>	KP1100	<b>51-0177</b>	KP851	<b>51-0107</b>	LP1004	<b>22-0645-0</b>
BG3777	<b>23-0971</b>	BG4004	<b>23-0835</b>	KP620	<b>51-0018</b>	KP852	<b>51-0123</b>	LP1005	<b>22-0079-0</b>
BG3778	<b>23-0845</b>	BG4006	<b>23-0899</b>	KP620	<b>51-0022</b>	KP853	<b>51-0081</b>	LP1006	<b>22-0082-0</b>
BG3779	<b>23-0802</b>	BG4007	<b>23-0898</b>	KP632	<b>51-0105</b>	KP854	<b>51-0124</b>	LP1007	<b>22-0083-0</b>
BG3780	<b>23-0638</b>	BG4009	<b>23-0626</b>	KP638	<b>51-0026</b>	KP855	<b>51-0079</b>	LP1008	<b>22-0219-0</b>
BG3780	<b>23-0639</b>	BG4014	<b>23-0954</b>	KP641	<b>51-0023</b>	KP864	<b>51-0048</b>	LP1009	<b>22-0252-0</b>
BG3781	<b>23-0640</b>	BG4015	<b>23-0891</b>	KP643	<b>51-0024</b>	KP868	<b>51-0006</b>	LP1010	<b>22-0401-0</b>
BG3784	<b>23-0847C</b>	BG4019	<b>23-0960</b>	KP648	<b>51-0025</b>	KP868	<b>51-0072</b>	LP1011	<b>22-0277-0</b>
BG3797	<b>23-0956</b>	BG4025	<b>23-0738</b>	KP650	<b>51-0026</b>	KP870	<b>51-0001</b>	LP1012	<b>22-0403-0</b>
BG3799	<b>23-0869</b>	BG4029	<b>23-0965</b>	KP662	<b>51-0027</b>	KP873	<b>51-0072</b>	LP1013	<b>22-0740-0</b>
BG3802	<b>23-0959</b>	BG4030	<b>23-0964</b>	KP665	<b>51-0028</b>	KP874	<b>51-0063</b>	LP1014	<b>22-0248-0</b>
BG3812	<b>23-0777</b>	BG4032	<b>23-0881</b>	KP666	<b>51-0029</b>	KP875	<b>51-0132</b>	LP1015	<b>22-0249-0</b>
BG3813	<b>23-0778</b>	BG4033	<b>23-0936</b>	KP671	<b>51-0015</b>	KP877	<b>51-0005</b>	LP1016	<b>22-0206-1</b>
BG3820	<b>23-0697</b>	BG4038	<b>23-0939</b>	KP676	<b>51-0019</b>	KP878	<b>51-0129</b>	LP1018	<b>22-0113-0</b>
BG3826	<b>23-0760</b>	BG4044	<b>23-0804</b>	KP676	<b>51-0031</b>	KP879	<b>51-0131</b>	LP1019	<b>22-0346-0</b>
BG3828	<b>23-0524C</b>	BG4045	<b>23-0864</b>	KP677	<b>51-0032</b>	KP880	<b>51-0130</b>	LP1020	<b>22-0413-0</b>
BG3829	<b>23-0759</b>	BG4049	<b>23-0908</b>	KP698	<b>51-0033</b>	KP882	<b>51-0138</b>	LP1021	<b>22-0375-0</b>
BG3830	<b>23-0518C</b>	BG4050	<b>23-0967</b>	KP715	<b>51-0034</b>	KP883	<b>51-0099</b>	LP1022	<b>22-0105-0</b>
BG3831	<b>23-0519C</b>	BG4051	<b>23-0771</b>	KP717	<b>51-0035</b>	KP888	<b>51-0175</b>	LP1023	<b>22-0347-0</b>
BG3835	<b>23-0794</b>	BG4052	<b>23-0968</b>	KP720	<b>51-0036</b>	KP890	<b>51-0202</b>	LP1025	<b>22-0221-1</b>
BG3836	<b>23-0795</b>	BG4053	<b>23-0944</b>	KP732	<b>51-0037</b>	KP894	<b>51-0077</b>	LP1026	<b>22-0410-0</b>
BG3838	<b>23-0723</b>	BG4056	<b>23-0892</b>	KP733	<b>51-0038</b>	KP895	<b>51-0067</b>	LP1027	<b>22-0059-2</b>
BG3840	<b>23-0830</b>	BG4059	<b>23-0884</b>	KP742	<b>51-0111</b>	KP897	<b>51-0192</b>	LP1044	<b>22-0571-0</b>
BG3841	<b>23-0340</b>	BG4060	<b>23-0885</b>	KP743	<b>51-0119</b>	KP899	<b>51-0136</b>	LP1045	<b>22-0311-0</b>
BG3845	<b>23-0831</b>	BG4061	<b>23-0952</b>	KP744	<b>51-0112</b>	KP901	<b>51-0078</b>	LP1046	<b>22-0262-0</b>
BG3846	<b>23-0781</b>	BG4062	<b>23-0911</b>	KP745	<b>51-0039</b>	KP902	<b>51-0079</b>	LP1051	<b>22-0060-2</b>
BG3853	<b>23-0731</b>	BG4063	<b>23-0897</b>	KP747	<b>51-0110</b>	KP903	<b>51-0080</b>	LP1052	<b>22-0156-1</b>
BG3858	<b>23-0776</b>	BG4069	<b>23-0893</b>	KP748	<b>51-0120</b>	KP903	<b>51-0137</b>	LP1053	<b>22-0037-5</b>
BG3861	<b>23-0789</b>	BG4071	<b>23-0846</b>	KP749	<b>51-0040</b>	KP904	<b>51-0081</b>	LP1058	<b>22-0405-0</b>
BG3861	<b>23-0927</b>	BG4118	<b>23-0957</b>	KP753	<b>51-0149</b>	KP905	<b>51-0082</b>	LP106	<b>22-0080-0</b>
BG3870	<b>23-0809C</b>	BG4152	<b>23-0982</b>	KP755	<b>51-0001</b>	KP906	<b>51-0066</b>	LP1063	<b>22-0473-0</b>
BG3872	<b>23-0815</b>	BG429	<b>23-0241</b>	KP756	<b>51-0002</b>	KP908	<b>51-0140</b>	LP1064	<b>22-0379-0</b>
BG3873	<b>23-0761</b>	BG649	<b>23-0342</b>	KP756	<b>51-0042</b>	KP914	<b>51-0173</b>	LP1068	<b>22-0366-0</b>
BG3874	<b>23-0621</b>	BG670	<b>23-0703C</b>	KP757	<b>51-0101</b>	KP915	<b>51-0084</b>	LP1069	<b>22-0118-0</b>
BG3875	<b>23-0622</b>	BG739	<b>23-0413</b>	KP758	<b>51-0043</b>	KP918	<b>51-0133</b>	LP107	<b>22-0015-3</b>
BG3886	<b>23-0682C</b>	BG9005	<b>23-0693C</b>	KP758	<b>51-0102</b>	KP929	<b>51-0134</b>	LP1070	<b>22-0282-0</b>
BG3894	<b>23-0849C</b>	BG9006	<b>23-0933</b>	KP763	<b>51-0010</b>	KP930	<b>51-0093</b>	LP1071	<b>22-0161-0</b>
BG3895	<b>23-0687</b>	BG9013	<b>23-0963</b>	KP763	<b>51-0044</b>	KP931	<b>51-0097</b>	LP1072	<b>22-0362-1</b>
BG3899	<b>23-0810</b>	BG9015	<b>23-0880</b>	KP766	<b>51-0017</b>	KP932	<b>51-0096</b>	LP1073	<b>22-0362-0</b>
BG3900	<b>23-0811</b>	BG9016	<b>23-0673</b>	KP766	<b>51-0045</b>	KP934	<b>51-0143</b>	LP1074	<b>22-0472-0</b>
BG3901	<b>23-0818</b>	BG9019	<b>23-0874</b>	KP768	<b>51-0046</b>	KP935	<b>51-0199</b>	LP1075	<b>22-0495-0</b>
BG3909	<b>23-0832</b>	BG9022RS	<b>23-0878</b>	KP771	<b>51-0016</b>	KP936	<b>51-0198</b>	LP1076	<b>22-0223-1</b>
BG3910	<b>23-0833</b>	BG9025RS	<b>23-0236</b>	KP771	<b>51-0047</b>	KP937	<b>51-0197</b>	LP1077	<b>22-0206-0</b>
BG3913	<b>23-0970</b>	BG9026RS	<b>23-0692</b>	KP772	<b>51-0070</b>	KP940	<b>51-0237</b>	LP1079	<b>22-0205-0</b>
BG3914	<b>23-0854</b>	BG9027RS	<b>23-0722</b>	KP773	<b>51-0048</b>	KP942	<b>51-0141</b>	LP108	<b>22-0021-0</b>
BG3922	<b>23-0856</b>	BG9028RS	<b>23-0722</b>	KP774	<b>51-0048</b>	KP942	<b>51-0176</b>	LP1081	<b>22-0088-0</b>
BG3923	<b>23-0732</b>	BG9029RS	<b>23-0584</b>	KP780	<b>51-0048</b>	KP944	<b>51-0147</b>	LP1082	<b>22-0093-0</b>
BG3927	<b>23-0729</b>	BG9031RS	<b>23-0844</b>	KP782	<b>51-0121</b>	KP945	<b>51-0148</b>	LP1083	<b>22-0208-0</b>
BG3933	<b>23-0825</b>	BG9032RS	<b>23-0584</b>	KP783	<b>51-0009</b>	KP949	<b>51-0151</b>	LP1084	<b>22-0099-1</b>
BG3935	<b>23-0926</b>	BG9032RS	<b>23-0804</b>	KP783	<b>51-0049</b>	KP949	<b>51-0191</b>	LP1085	<b>22-0217-0</b>
BG3938	<b>23-0752</b>	BG9033RS	<b>23-0243</b>	KP785	<b>51-0041</b>	KP950	<b>51-0098</b>	LP1092	<b>22-0263-0</b>
BG3939	<b>23-0916</b>	BG9514	<b>23-0561C</b>	KP786	<b>51-0010</b>	KP951	<b>51-0095</b>	LP1095	<b>22-0477-0</b>
BG3940	<b>23-0951</b>	BG9687	<b>23-0674</b>	KP786	<b>51-0050</b>	KP963	<b>51-0048</b>	LP1096	<b>22-0111-0</b>
BG3942	<b>23-0867</b>	BG9759	<b>23-0842C</b>	KP787	<b>51-0051</b>	KP981	<b>51-0160</b>	LP1098	<b>22-0111-2</b>
BG3943	<b>23-0813</b>	BG9773	<b>23-0919</b>	KP788	<b>51-0011</b>	KP982	<b>51-0085</b>	LP110	<b>22-0022-0</b>
BG3944	<b>23-0859</b>	BG9774	<b>23-0882</b>	KP788	<b>51-0052</b>	KP982	<b>51-0092</b>	LP1100	<b>22-0367-0</b>
BG3945	<b>23-0857</b>	BG9783	<b>23-0974</b>	KP789	<b>51-0053</b>	KP983	<b>51-0172</b>	LP1104	<b>22-0211-0</b>
BG3946	<b>23-0905</b>	BG9788	<b>23-0853C</b>	KP789	<b>51-0139</b>	KP984	<b>51-0171</b>	LP1105	<b>22-0111-0</b>
BG3947	<b>23-0950</b>	BG9871	<b>23-0805</b>	KP792	<b>51-0109</b>	KP987	<b>51-0156</b>	LP1106	<b>22-0207-0</b>
BG3948	<b>23-0817</b>	BG9891	<b>23-0773C</b>	KP793	<b>51-0115</b>	LG15058	<b>51-0145</b>	LP1107	<b>22-0210-0</b>
BG3951	<b>23-0861</b>	BG9911	<b>23-0909</b>	KP816	<b>51-0100</b>	LG15061	<b>51-0146</b>	LP1111	<b>22-0253-0</b>
BG3954	<b>23-0852</b>	BG9949	<b>23-0920</b>	KP822	<b>51-0054</b>	LG15072	<b>51-0153</b>	LP1112	<b>22-0290-0</b>
BG3956	<b>23-0865</b>	BG9950	<b>23-0876</b>	KP825	<b>51-0014</b>	LG15072	<b>51-0228</b>	LP1123	<b>22-0181-2</b>
BG3959	<b>23-0872</b>	BG9952	<b>23-0851</b>	KP826	<b>51-0056</b>	LG15956 (w/ piatto)	<b>51-0086</b>	LP1127	<b>22-0222-0</b>
BG3960	<b>23-0814</b>	BG9955	<b>23-0868</b>	KP827	<b>51-0014</b>	LG15972 (w/ piatto)	<b>51-0087</b>	LP1129	<b>22-0181-3</b>
BG3961	<b>23-0873</b>	BG9968	<b>23-0937</b>	KP827	<b>51-0057</b>	LG16009 (w/ piatto)	<b>51-0088</b>	LP1137	<b>22-0218-0</b>
BG3963	<b>23-0860</b>	DS00037	<b>53-0136</b>	KP828	<b>51-0021</b>	LG16033 (con piatto)	<b>51-0089</b>	LP1138	<b>22-0212-0</b>
BG3966	<b>23-0962</b>	DS00038	<b>53-0093</b>	KP828	<b>51-0058</b>	LG16033 (w/ piatto)	<b>51-0089</b>	LP1139	<b>22-0071-1</b>
BG3969	<b>23-0712</b>	FC230602	<b>53-0319</b>	KP829	<b>51-0020</b>	LG16044	<b>51-0090</b>	LP114	<b>22-0085-0</b>
BG3971	<b>23-0768</b>	KP1075	<b>51-0187</b>	KP829	<b>51-0059</b>	LG16044/LG16045	<b>51-0090</b>	LP1140	<b>22-0756-0</b>
BG3975	<b>23-0889</b>	KP1077	<b>51-0155</b>	KP830	<b>51-0004</b>	LG16045	<b>51-0090</b>	LP1141	<b>22-0378-0</b>
BG3976	<b>23-0834</b>	KP1078	<b>51-0165</b>	KP832	<b>51-0103</b>	LG16046	<b>51-0181</b>	LP1143	<b>22-0560-0</b>
BG3980	<b>23-0932</b>	KP1079	<b>51-0182</b>	KP833	<b>51-0061</b>	LG16047	<b>51-0218</b>	LP1144	<b>22-0429-0</b>
BG3981	<b>23-0929</b>	KP1081	<b>51-0162</b>	KP834	<b>51-0060</b>	LG16048	<b>51-0220</b>	LP1145	<b>22-0368-0</b>
BG3991	<b>23-0866</b>	KP1086	<b>51-0231</b>	KP834	<b>51-0062</b>	LG16051	<b>51-0231</b>	LP1146	<b>22-0497-0</b>
BG3993	<b>23-0906</b>	KP1088	<b>51-0190</b>	KP836	<b>51-0150</b>	LG16053	<b>51-0220</b>	LP1149	<b>22-0458-0</b>



CROSS REFERENCES LIST



Ad. OE	METELLI ref.	Ad. OE	METELLI ref.	Ad. OE	METELLI ref.	Ad. OE	METELLI ref.	Ad. OE	METELLI ref.
<b>DELPHI</b>		LP1448	<b>22-0397-0</b>	LP1587	<b>22-0083-0</b>	LP1701	<b>22-0337-0</b>	LP1788	<b>22-0504-0</b>
		LP145	<b>22-0015-1</b>	LP1588	<b>22-0219-0</b>	LP1702	<b>22-0512-0</b>	LP1789	<b>22-0462-0</b>
		LP1450	<b>22-0174-1</b>	LP1589	<b>22-0252-0</b>	LP1703	<b>22-0774-1</b>	LP179	<b>22-0024-0</b>
LP1161	<b>22-0355-0</b>	LP1452	<b>22-0393-0</b>	LP1590	<b>22-0277-0</b>	LP1704	<b>22-0462-0</b>	LP1790	<b>22-0532-0</b>
LP1166	<b>22-0356-1</b>	LP1455	<b>22-0346-0</b>	LP1591	<b>22-0206-1</b>	LP1705	<b>22-0564-0</b>	LP1791	<b>22-0562-0</b>
LP117	<b>22-0011-2</b>	LP1456	<b>22-0176-0</b>	LP1592	<b>22-0105-0</b>	LP1706	<b>22-0279-1</b>	LP1792	<b>22-0530-0</b>
LP1183	<b>22-0527-0</b>	LP1457	<b>22-0251-1</b>	LP1593	<b>22-0347-0</b>	LP1707	<b>22-0263-1</b>	LP1793	<b>22-0773-0</b>
LP1184	<b>22-0628-0</b>	LP1458	<b>22-0309-0</b>	LP1594	<b>22-0221-1</b>	LP1708	<b>22-0336-0</b>	LP1794	<b>22-0558-0</b>
LP1186	<b>22-0072-2</b>	LP146	<b>22-0147-1</b>	LP1595	<b>22-0571-0</b>	LP1709	<b>22-0206-3</b>	LP1795	<b>22-0529-0</b>
LP1189	<b>22-0478-0</b>	LP1460	<b>22-0757-0</b>	LP1596	<b>22-0311-0</b>	LP171	<b>22-0005-4</b>	LP1796	<b>22-0274-2</b>
LP1190	<b>22-0474-0</b>	LP1461	<b>22-0456-0</b>	LP1597	<b>22-0156-1</b>	LP1710	<b>22-0428-0</b>	LP1797	<b>22-0727-0</b>
LP1200	<b>22-0111-0</b>	LP1462	<b>22-0399-0</b>	LP1599	<b>22-0366-0</b>	LP1711	<b>22-0427-0</b>	LP1798	<b>22-0771-0</b>
LP1201	<b>22-0026-0</b>	LP1465	<b>22-0341-0</b>	LP160	<b>22-0015-4</b>	LP1712	<b>22-0556-0</b>	LP1799	<b>22-0476-0</b>
LP1206	<b>22-0163-1</b>	LP1469	<b>22-0316-0</b>	LP1600	<b>22-0118-0</b>	LP1713	<b>22-0100-2</b>	LP18	<b>22-0003-0</b>
LP1210	<b>22-0174-1</b>	LP1470	<b>22-0315-0</b>	LP1601	<b>22-0206-0</b>	LP1714	<b>22-0335-0</b>	LP180	<b>22-0014-4</b>
LP1228	<b>22-0190-1</b>	LP1471	<b>22-0574-0</b>	LP1602	<b>22-0205-0</b>	LP1715	<b>22-0329-0</b>	LP1800	<b>22-0062-1</b>
LP1231	<b>22-0287-0</b>	LP1472	<b>22-0299-0</b>	LP1603	<b>22-0088-0</b>	LP1716	<b>22-0328-0</b>	LP1801	<b>22-0551-0</b>
LP1242	<b>22-0143-0</b>	LP1474	<b>22-0079-1</b>	LP1604	<b>22-0093-0</b>	LP1717	<b>22-0542-0</b>	LP1802	<b>22-0212-3</b>
LP1249	<b>22-0206-2</b>	LP15	<b>22-0020-0</b>	LP1605	<b>22-0208-0</b>	LP1718	<b>22-0500-0</b>	LP1803	<b>22-0560-0</b>
LP1252	<b>22-0634-0</b>	LP1500	<b>22-0339-0</b>	LP1606	<b>22-0099-1</b>	LP1719	<b>22-0323-0</b>	LP1804	<b>22-0614-0</b>
LP1267	<b>22-0520-0</b>	LP1501	<b>22-0570-0</b>	LP1607	<b>22-0217-0</b>	LP1720	<b>22-0577-0</b>	LP1806	<b>22-0606-0</b>
LP1283	<b>22-0684-0</b>	LP1502	<b>22-0361-0</b>	LP1608	<b>22-0207-0</b>	LP1721	<b>22-0322-0</b>	LP1807	<b>22-0612-0</b>
LP1299	<b>22-0569-0</b>	LP1503	<b>22-0464-1</b>	LP161	<b>22-0027-0</b>	LP1722	<b>22-0321-0</b>	LP1808	<b>22-0482-0</b>
LP1301	<b>22-0658-0</b>	LP1504	<b>22-0348-0</b>	LP1610	<b>22-0253-0</b>	LP1723	<b>22-0540-0</b>	LP1809	<b>22-0392-0</b>
LP1302	<b>22-0442-0</b>	LP1506	<b>22-0488-0</b>	LP1611	<b>22-0290-0</b>	LP1724	<b>22-0533-0</b>	LP1810	<b>22-0371-0</b>
LP1303	<b>22-0371-0</b>	LP1507	<b>22-0173-0</b>	LP1612	<b>22-0697-0</b>	LP1725	<b>22-0319-0</b>	LP1811	<b>22-0273-1</b>
LP1304	<b>22-0294-0</b>	LP1508	<b>22-0759-0</b>	LP1613	<b>22-0181-2</b>	LP1726	<b>22-0337-0</b>	LP1814	<b>22-0013-3</b>
LP1305	<b>22-0407-0</b>	LP1509	<b>22-0414-0</b>	LP1614	<b>22-0222-0</b>	LP1727	<b>22-0337-0</b>	LP1815	<b>22-0100-4</b>
LP1307	<b>22-0259-0</b>	LP1510	<b>22-0758-0</b>	LP1615	<b>22-0218-0</b>	LP1728	<b>22-0547-0</b>	LP1816	<b>22-0294-0</b>
LP1308	<b>22-0452-0</b>	LP1511	<b>22-0346-2</b>	LP1616	<b>22-0212-0</b>	LP1729	<b>22-0316-0</b>	LP1818	<b>22-0523-0</b>
LP1309	<b>22-0258-0</b>	LP1512	<b>22-0458-0</b>	LP1617	<b>22-0254-0</b>	LP1730	<b>22-0544-0</b>	LP1819	<b>22-0513-0</b>
LP131	<b>22-0018-0</b>	LP1513	<b>22-0424-0</b>	LP1618	<b>22-0344-0</b>	LP1731	<b>22-0118-1</b>	LP1821	<b>22-0599-0</b>
LP1310	<b>22-0257-0</b>	LP1514	<b>22-0211-2</b>	LP1622	<b>22-0358-0</b>	LP1732	<b>22-0464-0</b>	LP1823	<b>22-0618-0</b>
LP1315	<b>22-0291-0</b>	LP1515	<b>22-0522-0</b>	LP1624	<b>22-0217-1</b>	LP1733	<b>22-0346-2</b>	LP1824	<b>22-0553-0</b>
LP1316	<b>22-0317-0</b>	LP1516	<b>22-0288-2</b>	LP1625	<b>22-0683-0</b>	LP1734	<b>22-0082-2</b>	LP1825	<b>22-0549-0</b>
LP1318	<b>22-0418-0</b>	LP1517	<b>22-0313-0</b>	LP1626	<b>22-0465-0</b>	LP1735	<b>22-0278-0</b>	LP1826	<b>22-0604-0</b>
LP132	<b>22-0089-0</b>	LP1518	<b>22-0223-1</b>	LP1628	<b>22-0134-0</b>	LP1736	<b>22-0345-1</b>	LP1827	<b>22-0423-0</b>
LP1384	<b>22-0009-2</b>	LP1519	<b>22-0253-1</b>	LP1629	<b>22-0334-0</b>	LP1737	<b>22-0446-0</b>	LP1828	<b>22-0563-5</b>
LP1385	<b>22-0079-2</b>	LP1521	<b>22-0307-0</b>	LP1631	<b>22-0215-2</b>	LP1738	<b>22-0751-0</b>	LP1830	<b>22-0489-0</b>
LP1390	<b>22-0293-0</b>	LP1522	<b>22-0521-0</b>	LP1632	<b>22-0430-0</b>	LP1739	<b>22-0437-0</b>	LP1834	<b>22-0561-0</b>
LP1398	<b>22-0286-0</b>	LP1523	<b>22-0339-0</b>	LP1633	<b>22-0774-0</b>	LP1740	<b>22-0752-0</b>	LP1835	<b>22-0688-0</b>
LP1400	<b>22-0072-2</b>	LP1524	<b>22-0142-2</b>	LP1634	<b>22-0376-0</b>	LP1741	<b>22-0565-0</b>	LP1836	<b>22-0530-0</b>
LP1401	<b>22-0310-0</b>	LP1525	<b>22-0181-4</b>	LP1652	<b>22-0349-0</b>	LP1742	<b>22-0423-0</b>	LP1837	<b>22-0548-0</b>
LP1402	<b>22-0255-0</b>	LP1526	<b>22-0463-0</b>	LP1653	<b>22-0322-1</b>	LP1743	<b>22-0364-0</b>	LP1838	<b>22-0738-0</b>
LP1403	<b>22-0343-0</b>	LP1527	<b>22-0301-0</b>	LP1654	<b>22-0331-0</b>	LP1744	<b>22-0142-2</b>	LP1839	<b>22-0739-0</b>
LP1404	<b>22-0220-0</b>	LP1528	<b>22-0372-0</b>	LP1655	<b>22-0332-0</b>	LP1745	<b>22-0635-0</b>	LP1840	<b>22-0421-0</b>
LP1406	<b>22-0264-0</b>	LP1529	<b>22-0550-1</b>	LP1656	<b>22-0330-0</b>	LP1746	<b>22-0545-0</b>	LP1843	<b>22-0207-3</b>
LP1407	<b>22-0181-1</b>	LP1530	<b>22-0774-0</b>	LP1657	<b>22-0555-0</b>	LP1747	<b>22-0546-0</b>	LP1844	<b>22-0448-0</b>
LP1408	<b>22-0083-1</b>	LP1532	<b>22-0356-0</b>	LP1659	<b>22-0406-0</b>	LP1748	<b>22-0154-1</b>	LP1846	<b>22-0313-1</b>
LP1409	<b>22-0215-1</b>	LP1533	<b>22-0318-0</b>	LP1659	<b>22-0406-1</b>	LP1749	<b>22-0155-1</b>	LP1847	<b>22-0354-1</b>
LP1410	<b>22-0215-0</b>	LP1535	<b>22-0163-2</b>	LP1663	<b>22-0296-0</b>	LP175	<b>22-0189-0</b>	LP1848	<b>22-0536-1</b>
LP1413	<b>22-0082-1</b>	LP1536	<b>22-0072-1</b>	LP1664	<b>22-0373-0</b>	LP1750	<b>22-0325-0</b>	LP1849	<b>22-0515-0</b>
LP1414	<b>22-0292-0</b>	LP1537	<b>22-0083-0</b>	LP1665	<b>22-0363-0</b>	LP1751	<b>22-0326-0</b>	LP1850	<b>22-0516-0</b>
LP1415	<b>22-0273-0</b>	LP1539	<b>22-0365-0</b>	LP1671	<b>22-0374-0</b>	LP1752	<b>22-0734-0</b>	LP1852	<b>22-0737-0</b>
LP1416	<b>22-0274-0</b>	LP154	<b>22-0023-0</b>	LP1672	<b>22-0181-3</b>	LP1753	<b>22-0251-4</b>	LP1853	<b>22-0506-0</b>
LP1417	<b>22-0194-1</b>	LP1541	<b>22-0346-1</b>	LP1673	<b>22-0257-0</b>	LP1754	<b>22-0547-1</b>	LP1854	<b>22-0273-0</b>
LP1418	<b>22-0195-1</b>	LP1542	<b>22-0164-1</b>	LP1675	<b>22-0345-0</b>	LP1755	<b>22-0077-1</b>	LP1855	<b>22-0273-1</b>
LP1420	<b>22-0520-0</b>	LP1543	<b>22-0251-0</b>	LP1676	<b>22-0340-0</b>	LP1756	<b>22-0165-1</b>	LP1857	<b>22-0633-0</b>
LP1421	<b>22-0260-0</b>	LP1544	<b>22-0304-0</b>	LP1677	<b>22-0541-0</b>	LP1757	<b>22-0685-0</b>	LP1858	<b>22-0288-5</b>
LP1422	<b>22-0288-0</b>	LP1545	<b>22-0295-0</b>	LP1678	<b>22-0324-0</b>	LP1758	<b>22-0280-0</b>	LP186	<b>22-0461-0</b>
LP1423	<b>22-0261-0</b>	LP1546	<b>22-0484-0</b>	LP1679	<b>22-0327-0</b>	LP1759	<b>22-0482-0</b>	LP1860	<b>22-0554-1</b>
LP1424	<b>22-0369-0</b>	LP1547	<b>22-0459-0</b>	LP1680	<b>22-0333-0</b>	LP1765	<b>22-0519-0</b>	LP1861	<b>22-0539-0</b>
LP1425	<b>22-0573-0</b>	LP1548	<b>22-0436-0</b>	LP1681	<b>22-0542-1</b>	LP1766	<b>22-0302-1</b>	LP1863	<b>22-0598-0</b>
LP1426	<b>22-0531-0</b>	LP1549	<b>22-0274-2</b>	LP1682	<b>22-0319-0</b>	LP1767	<b>22-0338-0</b>	LP1864	<b>22-0447-0</b>
LP1429	<b>22-0039-0</b>	LP155	<b>22-0300-0</b>	LP1683	<b>22-0143-2</b>	LP1768	<b>22-0617-0</b>	LP1865	<b>22-0485-0</b>
LP1430	<b>22-0438-0</b>	LP1550	<b>22-0445-0</b>	LP1684	<b>22-0481-0</b>	LP1769	<b>22-0515-0</b>	LP1866	<b>22-0543-0</b>
LP1431	<b>22-0412-0</b>	LP1551	<b>22-0381-0</b>	LP1685	<b>22-0324-1</b>	LP177	<b>22-0025-0</b>	LP1868	<b>22-0568-0</b>
LP1433	<b>22-0377-0</b>	LP1552	<b>22-0357-1</b>	LP1686	<b>22-0083-2</b>	LP1771	<b>22-0514-0</b>	LP1869	<b>22-0534-0</b>
LP1434	<b>22-0297-0</b>	LP1553	<b>22-0259-0</b>	LP1687	<b>22-0314-0</b>	LP1773	<b>22-0524-0</b>	LP1870	<b>22-0337-0</b>
LP1435	<b>22-0305-0</b>	LP1554	<b>22-0334-1</b>	LP1688	<b>22-0563-0</b>	LP1774	<b>22-0391-0</b>	LP189	<b>22-0046-0</b>
LP1436	<b>22-0211-1</b>	LP1555	<b>22-0479-0</b>	LP169	<b>22-0234-0</b>	LP1776	<b>22-0139-1</b>	LP1890	<b>22-0600-0</b>
LP1437	<b>22-0572-0</b>	LP1556	<b>22-0100-3</b>	LP1691	<b>22-0400-0</b>	LP1777	<b>22-0220-1</b>	LP1891	<b>22-0601-0</b>
LP1438	<b>22-0453-0</b>	LP1557	<b>22-0525-0</b>	LP1692	<b>22-0570-1</b>	LP1778	<b>22-0038-0</b>	LP1892	<b>22-0602-0</b>
LP1439	<b>22-0419-0</b>	LP1558	<b>22-0526-0</b>	LP1693	<b>22-0623-0</b>	LP1779	<b>22-0294-0</b>	LP1895	<b>22-0508-0</b>
LP1440	<b>22-0387-0</b>	LP1559	<b>22-0435-0</b>	LP1694	<b>22-0625-0</b>	LP178	<b>22-0080-1</b>	LP1896	<b>22-0423-0</b>
LP1441	<b>22-0275-0</b>	LP1560	<b>22-0750-0</b>	LP1695	<b>22-0338-2</b>	LP1780	<b>22-0501-0</b>	LP1898	<b>22-0548-1</b>
LP1442	<b>22-0415-0</b>	LP1564	<b>22-0645-0</b>	LP1696	<b>22-0342-0</b>	LP1782	<b>22-0454-0</b>	LP1899	<b>22-0321-1</b>
LP1443	<b>22-0182-0</b>	LP1582	<b>22-0320-0</b>	LP1697	<b>22-0597-0</b>	LP1783	<b>22-0813-0</b>	LP1900	<b>22-0609-0</b>

Ad. OE	METELLI ref.	Ad. OE	METELLI ref.	Ad. OE	METELLI ref.	Ad. OE	METELLI ref.	Ad. OE	METELLI ref.
<b>DELPHI</b>		LP1986	<b>22-0741-0</b>	LP208	<b>22-0087-0</b>	LP448	<b>22-0109-0</b>	LP585	<b>22-0117-0</b>
		LP1987	<b>22-0778-0</b>	LP2085	<b>22-0624-0</b>	LP45	<b>22-0678-0</b>	LP586	<b>22-0141-0</b>
		LP1988	<b>22-0779-0</b>	LP2087	<b>22-0661-0</b>	LP451	<b>22-0048-0</b>	LP587	<b>22-0094-2</b>
LP1904	<b>22-0548-1</b>	LP1989	<b>22-0321-2</b>	LP2090	<b>22-0770-0</b>	LP453	<b>22-0024-1</b>	LP588	<b>22-0017-0</b>
LP1906	<b>22-0626-0</b>	LP199	<b>22-0457-0</b>	LP2092	<b>22-0793-0</b>	LP457	<b>22-0094-0</b>	LP589	<b>22-0017-1</b>
LP1908	<b>22-0616-0</b>	LP1990	<b>22-0322-2</b>	LP2093	<b>22-0789-0</b>	LP458	<b>22-0114-0</b>	LP590	<b>22-0275-0</b>
LP1909	<b>22-0399-0</b>	LP1992	<b>22-0708-0</b>	LP2094	<b>22-0785-0</b>	LP459	<b>22-0030-1</b>	LP591	<b>22-0073-0</b>
LP1910	<b>22-0511-0</b>	LP1993	<b>22-0709-0</b>	LP2095	<b>22-0786-0</b>	LP460	<b>22-0108-0</b>	LP593	<b>22-0081-0</b>
LP1911	<b>22-0554-0</b>	LP1994	<b>22-0710-0</b>	LP2099	<b>22-0775-2</b>	LP462	<b>22-0466-0</b>	LP594	<b>22-0058-1</b>
LP1912	<b>22-0556-0</b>	LP1995	<b>22-0707-0</b>	LP21	<b>22-0002-1</b>	LP463	<b>22-0028-0</b>	LP595	<b>22-0068-0</b>
LP1913	<b>22-0552-0</b>	LP1996	<b>22-0657-0</b>	LP2100	<b>22-0675-3</b>	LP464	<b>22-0063-0</b>	LP596	<b>22-0042-0</b>
LP1914	<b>22-0552-1</b>	LP1997	<b>22-0654-0</b>	LP2101	<b>22-0800-0</b>	LP465	<b>22-0231-0</b>	LP597	<b>22-0041-0</b>
LP1915	<b>22-0642-0</b>	LP1998	<b>22-0655-0</b>	LP2102	<b>22-0794-0</b>	LP467	<b>22-0238-0</b>	LP598	<b>22-0072-0</b>
LP1916	<b>22-0475-0</b>	LP1999	<b>22-0764-0</b>	LP2103	<b>22-0796-0</b>	LP468	<b>22-0014-0</b>	LP599	<b>22-0177-0</b>
LP1917	<b>22-0449-0</b>	LP20	<b>22-0078-1</b>	LP2105	<b>22-0746-0</b>	LP471	<b>22-0016-5</b>	LP602	<b>22-0122-0</b>
LP1918	<b>22-0605-0</b>	LP2000	<b>22-0765-0</b>	LP2106	<b>22-0776-0</b>	LP472	<b>22-0016-2</b>	LP604	<b>22-0057-0</b>
LP1919	<b>22-0339-1</b>	LP2001	<b>22-0766-0</b>	LP2107	<b>22-0675-2</b>	LP475	<b>22-0353-1</b>	LP605	<b>22-0236-1</b>
LP1920	<b>22-0554-2</b>	LP2002	<b>22-0747-0</b>	LP211	<b>22-0353-0</b>	LP476	<b>22-0265-0</b>	LP606	<b>22-0188-0</b>
LP1921	<b>22-0549-2</b>	LP2003	<b>22-0748-0</b>	LP2110	<b>22-0675-1</b>	LP477	<b>22-0003-1</b>	LP608	<b>22-0061-0K</b>
LP1922	<b>22-0549-1</b>	LP2004	<b>22-0749-0</b>	LP213	<b>22-0016-4</b>	LP480	<b>22-0016-1</b>	LP61	<b>22-0078-0</b>
LP1923	<b>22-0664-0</b>	LP2005	<b>22-0316-1</b>	LP216	<b>22-0678-1</b>	LP481	<b>22-0177-1</b>	LP611	<b>22-0161-2</b>
LP1924	<b>22-0641-0</b>	LP2006	<b>22-0745-0</b>	LP219	<b>22-0245-0</b>	LP484	<b>22-0009-1</b>	LP613	<b>22-0067-0</b>
LP1925	<b>22-0640-0</b>	LP2007	<b>22-0556-1</b>	LP220	<b>22-0498-0</b>	LP485	<b>22-0013-0</b>	LP616	<b>22-0123-0</b>
LP1926	<b>22-0639-0</b>	LP2008	<b>22-0676-0</b>	LP221	<b>22-0011-1</b>	LP488	<b>22-0056-0</b>	LP617	<b>22-0199-0</b>
LP1927	<b>22-0644-0</b>	LP2009	<b>22-0695-0</b>	LP229	<b>22-0284-0</b>	LP489	<b>22-0096-0</b>	LP618	<b>22-0119-0</b>
LP1928	<b>22-0518-0</b>	LP2010	<b>22-0777-0</b>	LP234	<b>22-0467-0</b>	LP490	<b>22-0037-0</b>	LP619	<b>22-0174-0</b>
LP1929	<b>22-0638-0</b>	LP2011	<b>22-0743-0</b>	LP241	<b>22-0023-1</b>	LP491	<b>22-0036-2</b>	LP620	<b>22-0370-0</b>
LP193	<b>22-0531-0</b>	LP2012	<b>22-0659-0</b>	LP248	<b>22-0120-0K</b>	LP493	<b>22-0049-0</b>	LP624	<b>22-0233-0</b>
LP1930	<b>22-0507-0</b>	LP2013	<b>22-0159-2</b>	LP249	<b>22-0039-1</b>	LP496	<b>22-0030-2</b>	LP625	<b>22-0170-1</b>
LP1931	<b>22-0719-0</b>	LP2014	<b>22-0638-1</b>	LP250	<b>22-0039-0</b>	LP499	<b>22-0061-0</b>	LP626	<b>22-0240-0</b>
LP1932	<b>22-0630-0</b>	LP2015	<b>22-0321-0</b>	LP253	<b>22-0102-0</b>	LP500	<b>22-0015-5</b>	LP628	<b>22-0236-0</b>
LP1933	<b>22-0629-0</b>	LP2016	<b>22-0744-0</b>	LP254	<b>22-0191-0</b>	LP501	<b>22-0051-1</b>	LP629	<b>22-0244-0</b>
LP1934	<b>22-0528-0</b>	LP2019	<b>22-0346-0</b>	LP255	<b>22-0029-1</b>	LP504	<b>22-0098-0</b>	LP630	<b>22-0471-0</b>
LP1935	<b>22-0693-0</b>	LP2021	<b>22-0550-0</b>	LP259	<b>22-0034-0</b>	LP505	<b>22-0047-0</b>	LP632	<b>22-0474-0</b>
LP1936	<b>22-0694-0</b>	LP2022	<b>22-0769-0</b>	LP261	<b>22-0202-1</b>	LP506	<b>22-0352-0</b>	LP633	<b>22-0115-0</b>
LP1937	<b>22-0395-0</b>	LP2024	<b>22-0530-1</b>	LP275	<b>22-0030-0</b>	LP507	<b>22-0095-2</b>	LP635	<b>22-0034-1</b>
LP1938	<b>22-0647-0</b>	LP2025	<b>22-0805-0</b>	LP28	<b>22-0001-1</b>	LP509	<b>22-0033-0</b>	LP636	<b>22-0359-0</b>
LP1939	<b>22-0576-0</b>	LP2026	<b>22-0607-0</b>	LP282	<b>22-0470-0</b>	LP517	<b>22-0026-1</b>	LP637	<b>22-0131-0</b>
LP1940	<b>22-0651-0</b>	LP2028	<b>22-0665-0</b>	LP286	<b>22-0480-0</b>	LP519	<b>22-0054-1</b>	LP639	<b>22-0130-0</b>
LP1941	<b>22-0763-0</b>	LP2029	<b>22-0666-0</b>	LP29	<b>22-0086-0</b>	LP521	<b>22-0389-0</b>	LP640	<b>22-0112-0</b>
LP1942	<b>22-0431-0</b>	LP2031	<b>22-0792-0</b>	LP30	<b>22-0001-0</b>	LP522	<b>22-0064-0</b>	LP643	<b>22-0075-0</b>
LP1944	<b>22-0288-1</b>	LP2032	<b>22-0549-4</b>	LP305	<b>22-0026-0</b>	LP523	<b>22-0035-0</b>	LP644	<b>22-0074-0</b>
LP1946	<b>22-0510-0</b>	LP2033	<b>22-0717-0</b>	LP350	<b>22-0036-0</b>	LP525	<b>22-0237-1</b>	LP645	<b>22-0190-0</b>
LP1947	<b>22-0575-0</b>	LP2034	<b>22-0716-0</b>	LP351	<b>22-0043-0</b>	LP527	<b>22-0097-0</b>	LP646	<b>22-0493-0</b>
LP1948	<b>22-0646-0</b>	LP2035	<b>22-0718-0</b>	LP353	<b>22-0033-1</b>	LP528	<b>22-0416-0</b>	LP647	<b>22-0042-0K</b>
LP1949	<b>22-0637-0</b>	LP2036	<b>22-0610-0</b>	LP355	<b>22-0054-0</b>	LP529	<b>22-0243-0</b>	LP65	<b>22-0229-0</b>
LP1950	<b>22-0552-2</b>	LP2037	<b>22-0731-0</b>	LP356	<b>22-0441-0</b>	LP530	<b>22-0232-1</b>	LP651	<b>22-0016-5</b>
LP1951	<b>22-0724-0</b>	LP2039	<b>22-0671-1</b>	LP358	<b>22-0066-0</b>	LP531	<b>22-0103-0</b>	LP652	<b>22-0060-0</b>
LP1952	<b>22-0725-0</b>	LP204	<b>22-0029-0</b>	LP361	<b>22-0469-0</b>	LP533	<b>22-0226-0</b>	LP653	<b>22-0121-0</b>
LP1953	<b>22-0679-0</b>	LP2040	<b>22-0711-0</b>	LP373	<b>22-0110-0</b>	LP536	<b>22-0049-1</b>	LP654	<b>22-0185-1</b>
LP1954	<b>22-0680-0</b>	LP2041	<b>22-0772-0</b>	LP378	<b>22-0031-0</b>	LP538	<b>22-0227-0</b>	LP655	<b>22-0285-0</b>
LP1955	<b>22-0681-0</b>	LP2042	<b>22-0578-5</b>	LP382	<b>22-0036-1</b>	LP542	<b>22-0142-1</b>	LP660	<b>22-0579-0</b>
LP1956	<b>22-0557-0</b>	LP2043	<b>22-0671-4</b>	LP39	<b>22-0006-0</b>	LP543	<b>22-0107-1</b>	LP661	<b>22-0269-0</b>
LP1957	<b>22-0677-0</b>	LP2044	<b>22-0413-0</b>	LP399	<b>22-0380-0</b>	LP546	<b>22-0230-1</b>	LP662	<b>22-0267-0</b>
LP1958	<b>22-0337-1</b>	LP2045	<b>22-0288-0</b>	LP400	<b>22-0239-0</b>	LP547	<b>22-0241-0</b>	LP663	<b>22-0231-1</b>
LP1959	<b>22-0703-0</b>	LP2047	<b>22-0790-0</b>	LP401	<b>22-0302-0</b>	LP548	<b>22-0636-0</b>	LP665	<b>22-0171-0</b>
LP1960	<b>22-0557-5</b>	LP2048	<b>22-0787-0</b>	LP403	<b>22-0383-0</b>	LP549	<b>22-0499-0</b>	LP666	<b>22-0185-0</b>
LP1961	<b>22-0558-4</b>	LP2049	<b>22-0788-0</b>	LP404	<b>22-0169-0</b>	LP551	<b>22-0062-0</b>	LP667	<b>22-0192-0</b>
LP1962	<b>22-0207-5</b>	LP2050	<b>22-0783-0</b>	LP409	<b>22-0455-0</b>	LP552	<b>22-0386-0</b>	LP668	<b>22-0162-0</b>
LP1963	<b>22-0715-0</b>	LP2051	<b>22-0784-0</b>	LP41	<b>22-0016-0</b>	LP555	<b>22-0125-0</b>	LP669	<b>22-0178-0</b>
LP1964	<b>22-0706-0</b>	LP2054	<b>22-0532-1</b>	LP412	<b>22-0360-0</b>	LP557	<b>22-0095-0K</b>	LP670	<b>22-0179-0</b>
LP1965	<b>22-0705-0</b>	LP2055	<b>22-0801-0</b>	LP415	<b>22-0044-0</b>	LP56	<b>22-0005-5</b>	LP671	<b>22-0230-0</b>
LP1966	<b>22-0702-0</b>	LP2057	<b>22-0653-0</b>	LP418	<b>22-0040-0</b>	LP560	<b>22-0065-0</b>	LP673	<b>22-0071-0</b>
LP1967	<b>22-0675-0</b>	LP2059	<b>22-0798-0</b>	LP419	<b>22-0104-0</b>	LP563	<b>22-0060-1</b>	LP674	<b>22-0053-1</b>
LP1968	<b>22-0599-1</b>	LP2060	<b>22-0797-0</b>	LP420	<b>22-0045-0</b>	LP564	<b>22-0099-0</b>	LP675	<b>22-0059-1</b>
LP1969	<b>22-0780-0</b>	LP2061	<b>22-0660-0</b>	LP421	<b>22-0045-1</b>	LP565	<b>22-0100-1</b>	LP676	<b>22-0168-0</b>
LP197	<b>22-0186-0</b>	LP2062	<b>22-0502-0</b>	LP424	<b>22-0148-2</b>	LP566	<b>22-0059-0</b>	LP677	<b>22-0057-2</b>
LP1970	<b>22-0728-0</b>	LP2064	<b>22-0528-1</b>	LP427	<b>22-0011-0</b>	LP567	<b>22-0058-1</b>	LP678	<b>22-0187-0</b>
LP1971	<b>22-0729-0</b>	LP2065	<b>22-0675-4</b>	LP429	<b>22-0148-0</b>	LP568	<b>22-0089-1</b>	LP680	<b>22-0015-3</b>
LP1972	<b>22-0173-1</b>	LP2066	<b>22-0288-4</b>	LP431	<b>22-0148-3</b>	LP569	<b>22-0053-0</b>	LP684	<b>22-0116-0</b>
LP1975	<b>22-0720-0</b>	LP2068	<b>22-0644-4</b>	LP432	<b>22-0040-1</b>	LP571	<b>22-0100-0</b>	LP686	<b>22-0245-1</b>
LP1976	<b>22-0815-0</b>	LP2069	<b>22-0793-0</b>	LP433	<b>22-0104-1</b>	LP573	<b>22-0070-0</b>	LP692	<b>22-0076-0</b>
LP1977	<b>22-0760-0</b>	LP2070	<b>22-0804-0</b>	LP435	<b>22-0052-0</b>	LP574	<b>22-0754-0</b>	LP693	<b>22-0074-1</b>
LP1978	<b>22-0735-0</b>	LP2071	<b>22-0712-0</b>	LP436	<b>22-0026-2</b>	LP575	<b>22-0235-0</b>	LP695	<b>22-0032-1</b>
LP1979	<b>22-0668-0</b>	LP2072	<b>22-0662-0</b>	LP437	<b>22-0183-0</b>	LP576	<b>22-0070-0</b>	LP696	<b>22-0037-1</b>
LP1980	<b>22-0669-0</b>	LP2073	<b>22-0622-0</b>	LP438	<b>22-0308-0</b>	LP578	<b>22-0201-0</b>	LP697	<b>22-0014-0K</b>
LP1981	<b>22-0673-0</b>	LP2074	<b>22-0791-0</b>	LP440	<b>22-0092-0</b>	LP579	<b>22-0663-1</b>	LP698	<b>22-0014-1</b>
LP1982	<b>22-0671-0</b>	LP2075	<b>22-0781-0</b>	LP441	<b>22-0091-0</b>	LP580	<b>22-0051-0</b>	LP699	<b>22-0038-2</b>
LP1983	<b>22-0672-0</b>	LP2077	<b>22-0775-0</b>	LP442	<b>22-0070-1</b>	LP581	<b>22-0044-0</b>	LP702	<b>22-0077-0</b>
LP1984	<b>22-0674-0&lt;/</b>								



CROSS REFERENCES LIST



Ad. OE	METELLI ref.	Ad. OE	METELLI ref.	Ad. OE	METELLI ref.	Ad. OE	METELLI ref.	Ad. OE	METELLI ref.
<b>DELPHI</b>		LP847	<b>22-0198-0</b>	LP967	<b>22-0136-0</b>	LS1310	<b>53-0190</b>	LS1570	<b>53-0068</b>
		LP848	<b>22-0538-0</b>	LP968	<b>22-0396-0</b>	LS1311	<b>53-0115</b>	LS1573	<b>53-0013</b>
		LP849	<b>22-0251-0</b>	LP969	<b>22-0420-0</b>	LS1312	<b>53-0116</b>	LS1575	<b>53-0002</b>
LP705	<b>22-0122-1</b>	LP851	<b>22-0159-0</b>	LP970	<b>22-0139-0</b>	LS1313	<b>53-0114</b>	LS1586	<b>53-0393</b>
LP707	<b>22-0066-1</b>	LP852	<b>22-0036-5</b>	LP971	<b>22-0193-0</b>	LS1315	<b>53-0417</b>	LS1597	<b>53-0325</b>
LP710	<b>22-0124-0</b>	LP853	<b>22-0143-0K</b>	LP975	<b>22-0193-1</b>	LS1317	<b>53-0008</b>	LS1598	<b>53-0382</b>
LP711	<b>22-0003-3</b>	LP854	<b>22-0129-0</b>	LP978	<b>22-0279-0</b>	LS1318	<b>53-0012</b>	LS1599	<b>53-0397</b>
LP712	<b>22-0013-2</b>	LP856	<b>22-0072-0</b>	LP979	<b>22-0045-2</b>	LS1319	<b>53-0021Y</b>	LS1600	<b>53-0423</b>
LP720	<b>22-0247-0</b>	LP857	<b>22-0579-1</b>	LP980	<b>22-0256-0</b>	LS1321	<b>53-0112K</b>	LS1601	<b>53-0422</b>
LP721	<b>22-0237-0</b>	LP858	<b>22-0268-2K</b>	LP983	<b>22-0409-0</b>	LS1323	<b>53-0456</b>	LS1602	<b>53-0424</b>
LP726	<b>22-0107-0</b>	LP859	<b>22-0269-2K</b>	LP985	<b>22-0213-0</b>	LS1324	<b>53-0203</b>	LS1604	<b>53-0383</b>
LP73	<b>22-0440-0</b>	LP86	<b>22-0010-1</b>	LP986	<b>22-0214-0</b>	LS1326	<b>53-0201</b>	LS1605	<b>53-0065</b>
LP731	<b>22-0150-0</b>	LP861	<b>22-0272-0</b>	LP988	<b>22-0755-0</b>	LS1329	<b>53-0322</b>	LS1609	<b>53-0167</b>
LP732	<b>22-0026-3</b>	LP862	<b>22-0106-0</b>	LP989	<b>22-0434-0</b>	LS1331	<b>53-0394</b>	LS1610	<b>53-0166</b>
LP733	<b>22-0385-0</b>	LP863	<b>22-0051-2</b>	LP99	<b>22-0005-0</b>	LS1332	<b>53-0151</b>	LS1614	<b>53-0476</b>
LP734	<b>22-0384-0</b>	LP867	<b>22-0444-0</b>	LP991	<b>22-0192-1</b>	LS1333	<b>53-0420</b>	LS1615	<b>53-0468</b>
LP735	<b>22-0055-0</b>	LP868	<b>22-0095-1K</b>	LP992	<b>22-0250-0</b>	LS1335	<b>53-0413</b>	LS1616	<b>53-0119</b>
LP736	<b>22-0221-0</b>	LP869	<b>22-0172-0</b>	LP993	<b>22-0216-0</b>	LS1338	<b>53-0391</b>	LS1617	<b>53-0120</b>
LP737	<b>22-0132-0</b>	LP87	<b>22-0013-1</b>	LP994	<b>22-0060-0</b>	LS1339	<b>53-0392</b>	LS1618	<b>53-0121</b>
LP738	<b>22-0723-0</b>	LP870	<b>22-0283-0</b>	LS1015	<b>53-0003</b>	LS1341	<b>53-0153</b>	LS1620	<b>53-0283</b>
LP739	<b>22-0280-0</b>	LP871	<b>22-0134-0</b>	LS1022	<b>53-0377</b>	LS1343	<b>53-0253Y</b>	LS1621	<b>53-0308</b>
LP74	<b>22-0228-0</b>	LP872	<b>22-0298-0</b>	LS1023	<b>53-0007</b>	LS1344	<b>53-0251</b>	LS1622	<b>53-0309</b>
LP740	<b>22-0184-1</b>	LP873	<b>22-0128-0</b>	LS1042	<b>53-0101</b>	LS1347	<b>53-0323</b>	LS1625	<b>53-0468</b>
LP741	<b>22-0184-0</b>	LP874	<b>22-0009-2</b>	LS1047	<b>53-0101</b>	LS1351	<b>53-0152</b>	LS1629	<b>53-0373</b>
LP742	<b>22-0422-0</b>	LP875	<b>22-0072-1</b>	LS1050	<b>53-0101</b>	LS1352	<b>53-0380</b>	LS1631	<b>53-0122</b>
LP743	<b>22-0196-0</b>	LP876	<b>22-0126-0</b>	LS1072	<b>53-0366</b>	LS1353	<b>53-0408</b>	LS1632	<b>53-0123</b>
LP745	<b>22-0110-1</b>	LP877	<b>22-0154-0</b>	LS1097	<b>53-0458</b>	LS1356	<b>53-0419</b>	LS1633	<b>53-0014</b>
LP755	<b>22-0045-0K</b>	LP878	<b>22-0155-0</b>	LS1098	<b>53-0459</b>	LS1357	<b>53-0416</b>	LS1634	<b>53-0015</b>
LP756	<b>22-0045-1K</b>	LP88	<b>22-0015-2</b>	LS1118	<b>53-0300</b>	LS1359	<b>53-0033</b>	LS1637	<b>53-0234</b>
LP76	<b>22-0010-0</b>	LP881	<b>22-0158-0</b>	LS1120	<b>53-0341</b>	LS1362	<b>53-0034</b>	LS1638	<b>53-0425</b>
LP760	<b>22-0047-0K</b>	LP884	<b>22-0050-4</b>	LS1129	<b>53-0270</b>	LS1365	<b>53-0191</b>	LS1640	<b>53-0069</b>
LP766	<b>22-0194-0</b>	LP885	<b>22-0120-0K</b>	LS1138	<b>53-0409</b>	LS1366	<b>53-0274</b>	LS1641	<b>53-0154</b>
LP767	<b>22-0195-0</b>	LP886	<b>22-0205-1</b>	LS1140	<b>53-0408</b>	LS1367	<b>53-0275</b>	LS1642	<b>53-0208</b>
LP769	<b>22-0050-1</b>	LP889	<b>22-0133-0</b>	LS1142	<b>53-0340</b>	LS1368	<b>53-0414</b>	LS1643	<b>53-0257</b>
LP770	<b>22-0050-0</b>	LP89	<b>22-0015-0</b>	LS1144	<b>53-0301</b>	LS1370	<b>53-0011</b>	LS1644	<b>53-0415</b>
LP771	<b>22-0137-0</b>	LP891	<b>22-0289-0</b>	LS1173	<b>53-0103</b>	LS1371	<b>53-0233</b>	LS1645	<b>53-0006</b>
LP772	<b>22-0170-0</b>	LP899	<b>22-0040-2</b>	LS1175	<b>53-0471</b>	LS1372	<b>53-0232</b>	LS1646	<b>53-0155</b>
LP777	<b>22-0354-0</b>	LP900	<b>22-0065-1</b>	LS1179	<b>53-0100</b>	LS1375	<b>53-0473</b>	LS1649	<b>53-0258</b>
LP778	<b>22-0050-2</b>	LP901	<b>22-0050-3</b>	LS1195	<b>53-0109</b>	LS1378	<b>53-0066</b>	LS1650	<b>53-0281</b>
LP779	<b>22-0145-0</b>	LP903	<b>22-0014-6</b>	LS1200	<b>53-0377</b>	LS1379	<b>53-0067</b>	LS1651	<b>53-0399</b>
LP781	<b>22-0146-1</b>	LP904	<b>22-0535-0</b>	LS1201	<b>53-0102</b>	LS1381	<b>53-0302</b>	LS1654	<b>53-0426</b>
LP782	<b>22-0146-0</b>	LP906	<b>22-0122-2K</b>	LS1216	<b>53-0104</b>	LS1382	<b>53-0343K</b>	LS1655	<b>53-0009</b>
LP783	<b>22-0246-0</b>	LP907	<b>22-0180-0</b>	LS1219	<b>53-0060</b>	LS1391	<b>53-0339K</b>	LS1656	<b>53-0469</b>
LP784	<b>22-0181-0</b>	LP909	<b>22-0072-3</b>	LS1229	<b>53-0010</b>	LS1394	<b>53-0341</b>	LS1657	<b>53-0477</b>
LP785	<b>22-0163-0</b>	LP910	<b>22-0178-1K</b>	LS1233	<b>53-0475</b>	LS1402	<b>53-0346</b>	LS1679	<b>53-0210</b>
LP786	<b>22-0209-0</b>	LP912	<b>22-0127-0</b>	LS1236	<b>53-0064</b>	LS1403	<b>53-0466</b>	LS1681	<b>53-0022</b>
LP787	<b>22-0144-0</b>	LP913	<b>22-0350-0</b>	LS1240	<b>53-0152</b>	LS1404	<b>53-0345</b>	LS1682	<b>53-0070</b>
LP788	<b>22-0142-0</b>	LP914	<b>22-0351-0</b>	LS1242	<b>53-0105</b>	LS1405	<b>53-0277</b>	LS1683	<b>53-0124</b>
LP789	<b>22-0149-0</b>	LP915	<b>22-0092-1</b>	LS1246	<b>53-0303</b>	LS1406	<b>53-0421</b>	LS1684	<b>53-0125</b>
LP792	<b>22-0157-0</b>	LP916	<b>22-0190-1</b>	LS1247	<b>53-0304</b>	LS1408	<b>53-0415</b>	LS1685	<b>53-0037</b>
LP793	<b>22-0156-0</b>	LP918	<b>22-0164-0</b>	LS1249	<b>53-0106</b>	LS1409	<b>53-0410</b>	LS1687	<b>53-0310</b>
LP794	<b>22-0094-1</b>	LP919	<b>22-0132-0</b>	LS1250	<b>53-0344</b>	LS1413	<b>53-0476</b>	LS1689	<b>53-0284</b>
LP800	<b>22-0394-0</b>	LP92	<b>22-0007-0</b>	LS1254	<b>53-0271</b>	LS1415	<b>53-0004</b>	LS1690	<b>53-0475</b>
LP801	<b>22-0223-0</b>	LP921	<b>22-0483-0</b>	LS1259	<b>53-0339</b>	LS1417	<b>53-0149</b>	LS1691	<b>53-0350</b>
LP802	<b>22-0303-0</b>	LP930	<b>22-0140-0</b>	LS1261	<b>53-0109</b>	LS1418	<b>53-0114</b>	LS1698	<b>53-0100</b>
LP803	<b>22-0224-0</b>	LP931	<b>22-0390-0</b>	LS1262	<b>53-0064</b>	LS1419	<b>53-0116</b>	LS1699	<b>53-0211</b>
LP804	<b>22-0246-1</b>	LP932	<b>22-0393-0</b>	LS1267	<b>53-0107</b>	LS1423	<b>53-0320K</b>	LS1700	<b>53-0126</b>
LP806	<b>22-0402-0</b>	LP934	<b>22-0388-0</b>	LS1268	<b>53-0108</b>	LS1430	<b>53-0060</b>	LS1701	<b>53-0127</b>
LP807	<b>22-0402-0</b>	LP935	<b>22-0197-0</b>	LS1269	<b>53-0005</b>	LS1432	<b>53-0279</b>	LS1702	<b>53-0467</b>
LP809	<b>22-0175-0</b>	LP936	<b>22-0167-0</b>	LS1270	<b>53-0139</b>	LS1434	<b>53-0001</b>	LS1704	<b>53-0016</b>
LP81	<b>22-0008-0</b>	LP940	<b>22-0166-0</b>	LS1272	<b>53-0111K</b>	LS1435	<b>53-0117K</b>	LS1705	<b>53-0256</b>
LP810	<b>22-0138-0</b>	LP941	<b>22-0281-0</b>	LS1273	<b>53-0343</b>	LS1436	<b>53-0118K</b>	LS1706	<b>53-0209</b>
LP812	<b>22-0404-0</b>	LP942	<b>22-0425-0</b>	LS1275	<b>53-0198</b>	LS1437	<b>53-0206</b>	LS1709	<b>53-0282</b>
LP813	<b>22-0135-0</b>	LP943	<b>22-0426-0</b>	LS1276	<b>53-0465</b>	LS1438	<b>53-0378</b>	LS1710	<b>53-0398</b>
LP814	<b>22-0204-0</b>	LP945	<b>22-0417-0</b>	LS1277	<b>53-0462</b>	LS1440	<b>53-0192</b>	LS1711	<b>53-0426</b>
LP816	<b>22-0408-0</b>	LP946	<b>22-0203-0</b>	LS1278	<b>53-0200</b>	LS1467	<b>53-0390</b>	LS1712	<b>53-0072</b>
LP817	<b>22-0411-0</b>	LP947	<b>22-0566-0</b>	LS1281	<b>53-0467</b>	LS1471	<b>53-0252</b>	LS1713	<b>53-0073</b>
LP819	<b>22-0160-0</b>	LP948	<b>22-0173-0</b>	LS1282	<b>53-0475</b>	LS1476	<b>53-0202</b>	LS1714	<b>53-0351</b>
LP821	<b>22-0165-0</b>	LP950	<b>22-0433-0</b>	LS1285	<b>53-0273</b>	LS1477	<b>53-0221</b>	LS1715	<b>53-0074</b>
LP822	<b>22-0069-0</b>	LP951	<b>22-0242-0</b>	LS1286	<b>53-0461</b>	LS1479	<b>53-0411</b>	LS1716	<b>53-0023</b>
LP823	<b>22-0049-2</b>	LP952	<b>22-0487-0</b>	LS1288	<b>53-0150</b>	LS1494	<b>53-0277</b>	LS1717	<b>53-0350</b>
LP824	<b>22-0009-1</b>	LP954	<b>22-0151-0</b>	LS1289	<b>53-0272</b>	LS1501	<b>53-0204</b>	LS1720	<b>53-0023</b>
LP828	<b>22-0111-1</b>	LP955	<b>22-0398-0</b>	LS1290	<b>53-0063</b>	LS1504	<b>53-0278</b>	LS1721	<b>53-0324</b>
LP83	<b>22-0009-0</b>	LP956	<b>22-0491-0</b>	LS1291	<b>53-0055</b>	LS1505	<b>53-0279</b>	LS1723	<b>53-0326</b>
LP833	<b>22-0014-3</b>	LP959	<b>22-0505-0</b>	LS1292	<b>53-0305</b>	LS1509	<b>53-0036</b>	LS1724	<b>53-0353</b>
LP834	<b>22-0161-1</b>	LP96	<b>22-0486-0</b>	LS1293	<b>53-0320</b>	LS1514	<b>53-0165</b>	LS1726	<b>53-0071</b>
LP836	<b>22-0038-1</b>	LP960	<b>22-0234-0</b>	LS1295	<b>53-0062</b>	LS1516	<b>53-0207</b>	LS1728	<b>53-0128</b>
LP838	<b>22-0120-0</b>	LP962	<b>22-0153-0</b>	LS1297	<b>53-0306</b>	LS1523	<b>53-0411</b>	LS1729	<b>53-0311</b>
LP839	<b>22-0182-0</b>	LP963	<b>22-0432-0</b>	LS1301	<b>53-0464</b>	LS1535	<b>53-0460</b>	LS1744	<b>53-0428</b>
LP84	<b>22-0011-0</b>	LP964	<b>22-0357-0</b>	LS1304	<b>53-0199</b>	LS1546	<b>53-0205</b>	LS1745	<b>53-0429</b>
LP841	<b>22-0567-0</b>	LP965	<b>22-0358-0</b>	LS1307	<b>53-0307</b>	LS1553	<b>53-0279</b>	LS1746	<b>53-0130</b>

Ad. OE	METELLI ref.	Ad. OE	METELLI ref.	Ad. OE	METELLI ref.	Ad. OE	METELLI ref.	Ad. OE	METELLI ref.
<b>DELPHI</b>		LS1903	<b>53-0432</b>	LS2001	<b>53-0184</b>	BB1076A1	<b>53-0252</b>	BB1173A2	<b>53-0311</b>
		LS1904	<b>53-0218</b>	LS2003	<b>53-0453</b>	BB1077A2	<b>53-0251</b>	BB1174A1	<b>53-0466</b>
		LS1905	<b>53-0239</b>	LSG1629	<b>53-0373</b>	BB1079A1	<b>53-0203</b>	BB1175A1	<b>53-0124</b>
LS1759	<b>53-0352</b>	LS1908	<b>53-0080Y</b>			BB1080A1	<b>53-0391</b>	BB1176A1	<b>53-0074</b>
LS1760	<b>53-0174</b>	LS1909	<b>53-0170</b>			BB1081A1	<b>53-0420</b>	BB1177A1	<b>53-0153</b>
LS1778	<b>53-0113</b>	LS1910	<b>53-0237</b>	<b>FTE</b>		BB1082A1	<b>53-0419</b>	BB1178A5	<b>53-0477</b>
LS1779	<b>53-0253</b>	LS1912	<b>53-0136</b>			BB1083A1	<b>53-0115</b>	BB1179A1	<b>53-0433</b>
LS1780	<b>53-0349</b>	LS1913	<b>53-0265</b>			BB1084A1	<b>53-0116</b>	BB1180A1	<b>53-0429</b>
LS1781	<b>53-0478</b>	LS1914	<b>53-0134</b>	BB00996	<b>53-0017</b>	BB1085A2	<b>53-0253Y</b>	BB1191A1	<b>53-0064</b>
LS1782	<b>53-0129</b>	LS1915	<b>53-0135</b>	BB0955	<b>53-0023</b>	BB1087A1	<b>53-0390</b>	BB1209A1	<b>53-0046</b>
LS1783	<b>53-0129</b>	LS1916	<b>53-0081Y</b>	BB0982	<b>53-0038</b>	BB1090A1	<b>53-0277</b>	BB1212A1	<b>53-0121</b>
LS1784	<b>53-0379</b>	LS1917	<b>53-0240</b>	BB1001A2	<b>53-0341</b>	BB1091A2	<b>53-0107</b>	BB1213A1	<b>53-0166</b>
LS1793	<b>53-0028</b>	LS1918	<b>53-0220</b>	BB1002A1	<b>53-0004</b>	BB1097A1	<b>53-0378</b>	BB1216A1	<b>53-0353</b>
LS1800	<b>53-0349</b>	LS1919	<b>53-0077</b>	BB1004	<b>53-0023</b>	BB1098A5	<b>53-0302</b>	BB1217A1	<b>53-0326</b>
LS1814	<b>53-0026</b>	LS1920	<b>53-0019</b>	BB1005A1	<b>53-0108</b>	BB1099A2	<b>53-0021K</b>	BB1218A2	<b>53-0076</b>
LS1820	<b>53-0028</b>	LS1921	<b>53-0025</b>	BB1007A2	<b>53-0339</b>	BB1100A2	<b>53-0066J</b>	BB1220A2	<b>53-0071</b>
LS1821	<b>53-0046</b>	LS1922	<b>53-0242</b>	BB1010A1	<b>53-0301</b>	BB1101A2	<b>53-0067</b>	BB1221A1	<b>53-0168</b>
LS1822	<b>53-0047</b>	LS1923	<b>53-0243</b>	BB1013A1	<b>53-0063</b>	BB1102A2	<b>53-0117K</b>	BB1222A1	<b>53-0128</b>
LS1823	<b>53-0040</b>	LS1924	<b>53-0078</b>	BB1014A1	<b>53-0103</b>	BB1103A1	<b>53-0118K</b>	BB1223A1	<b>53-0129</b>
LS1824	<b>53-0213</b>	LS1925	<b>53-0082</b>	BB1017	<b>53-0432</b>	BB1103A2	<b>53-0118K</b>	BB1235A2	<b>53-0421</b>
LS1825	<b>53-0215</b>	LS1926	<b>53-0137</b>	BB1017A1	<b>53-0465</b>	BB1104A2	<b>53-0476</b>	BB1238A1	<b>53-0167</b>
LS1826	<b>53-0251</b>	LS1927	<b>53-0314</b>	BB1018	<b>53-0430</b>	BB1105A2	<b>53-0346</b>	BB1240A5	<b>53-0197</b>
LS1827	<b>53-0287</b>	LS1928	<b>53-0315</b>	BB1018A6	<b>53-0232K</b>	BB1106A1	<b>53-0205</b>	BB1241A1	<b>53-0287</b>
LS1828	<b>53-0354</b>	LS1929	<b>53-0359</b>	BB1021A1	<b>53-0010</b>	BB1108A1	<b>53-0323</b>	BB1243A1	<b>53-0217</b>
LS1829	<b>53-0311</b>	LS1930	<b>53-0369</b>	BB1023	<b>53-0076</b>	BB1109A2	<b>53-0001</b>	BB1245A1	<b>53-0379</b>
LS1830	<b>53-0023</b>	LS1932	<b>53-0213</b>	BB1023A1	<b>53-0113</b>	BB1110A1	<b>53-0034</b>	BB1246A1	<b>53-0023</b>
LS1831	<b>53-0434</b>	LS1933	<b>53-0404</b>	BB1025A1	<b>53-0060</b>	BB1111A1	<b>53-0036</b>	BB1247A2	<b>53-0396</b>
LS1832	<b>53-0480</b>	LS1934	<b>53-0173</b>	BB1026A1	<b>53-0409</b>	BB1112A1	<b>53-0037</b>	BB1248A2	<b>53-0046</b>
LS1833	<b>53-0327</b>	LS1935	<b>53-0172Y</b>	BB1027A1	<b>53-0409</b>	BB1114A1	<b>53-0165</b>	BB1249A1	<b>53-0075</b>
LS1834	<b>53-0280</b>	LS1936	<b>53-0041</b>	BB1028A1	<b>53-0271</b>	BB1115A2	<b>53-0192</b>	BB1252A1	<b>53-0400</b>
LS1835	<b>53-0221</b>	LS1937	<b>53-0039</b>	BB1029A1	<b>53-0303</b>	BB1116A1	<b>53-0204</b>	BB1253A1	<b>53-0431</b>
LS1836	<b>53-0169</b>	LS1938	<b>53-0156</b>	BB1030A1	<b>53-0304</b>	BB1117A1	<b>53-0206</b>	BB1260A1	<b>53-0312</b>
LS1837	<b>53-0385</b>	LS1939	<b>53-0312</b>	BB1031	<b>53-0312</b>	BB1119A1	<b>53-0279</b>	BB1261A5	<b>53-0146</b>
LS1838	<b>53-0023</b>	LS1940	<b>53-0138</b>	BB1032A1	<b>53-0462</b>	BB1120A2	<b>53-0324</b>	BB1262A5	<b>53-0017</b>
LS1840	<b>53-0076</b>	LS1941	<b>53-0370</b>	BB1033	<b>53-0354</b>	BB1121A5	<b>53-0325</b>	BB1263A1	<b>53-0216</b>
LS1841	<b>53-0235</b>	LS1942	<b>53-0437</b>	BB1033A1	<b>53-0006</b>	BB1122A2	<b>53-0345</b>	BB1264A1	<b>53-0327</b>
LS1842	<b>53-0355</b>	LS1943	<b>53-0436</b>	BB1033A5	<b>53-0011</b>	BB1123A1	<b>53-0383</b>	BB1265A1	<b>53-0328</b>
LS1843	<b>53-0430</b>	LS1952	<b>53-0171</b>	BB1034	<b>53-0355</b>	BB1124A1	<b>53-0397</b>	BB1267A1	<b>53-0401</b>
LS1844	<b>53-0356</b>	LS1953	<b>53-0176</b>	BB1034A5	<b>53-0473</b>	BB1125A2	<b>53-0015</b>	BB1273A2	<b>53-0235</b>
LS1845	<b>53-0403</b>	LS1954	<b>53-0197</b>	BB1035	<b>53-0429</b>	BB1126A1	<b>53-0119</b>	BB1274A5	<b>53-0018</b>
LS1846	<b>53-0400</b>	LS1955	<b>53-0405</b>	BB1036A2	<b>53-0320K</b>	BB1127A1	<b>53-0120</b>	BB1275A1	<b>53-0355</b>
LS1847	<b>53-0075</b>	LS1956	<b>53-0044</b>	BB1037A1	<b>53-0102</b>	BB1128A1	<b>53-0283</b>	BB1276A1	<b>53-0354</b>
LS1848	<b>53-0328</b>	LS1958	<b>53-0233</b>	BB1038A1	<b>53-0100</b>	BB1129A1	<b>53-0469</b>	BB1280A2	<b>53-0430</b>
LS1849	<b>53-0327</b>	LS1960	<b>53-0031</b>	BB1039	<b>53-0216</b>	BB1130A2	<b>53-0308</b>	BB1286A1	<b>53-0169</b>
LS1850	<b>53-0133</b>	LS1961	<b>53-0438</b>	BB1039A2	<b>53-0111K</b>	BB1131A2	<b>53-0309</b>	BB1291A1	<b>53-0403</b>
LS1851	<b>53-0018</b>	LS1962	<b>53-0089</b>	BB1041A1	<b>53-0152</b>	BB1132A1	<b>53-0468</b>	BB1293A1	<b>53-0237</b>
LS1852	<b>53-0260</b>	LS1963	<b>53-0216</b>	BB1042A1	<b>53-0200</b>	BB1133A1	<b>53-0006</b>	BB1294A5	<b>53-0239</b>
LS1854	<b>53-0431</b>	LS1964	<b>53-0292</b>	BB1043	<b>53-0235</b>	BB1134A6	<b>53-0234</b>	BB1294A6	<b>53-0239</b>
LS1855	<b>53-0214</b>	LS1965	<b>53-0290</b>	BB1043A2	<b>53-0343K</b>	BB1135A1	<b>53-0009</b>	BB1295A5	<b>53-0240</b>
LS1856	<b>53-0402</b>	LS1966	<b>53-0178</b>	BB1044	<b>53-0282</b>	BB1136A2	<b>53-0022</b>	BB1295A6	<b>53-0240</b>
LS1857	<b>53-0017</b>	LS1967	<b>53-0248</b>	BB1044A2	<b>53-0344</b>	BB1137A1	<b>53-0122</b>	BB1296A1	<b>53-0356</b>
LS1858	<b>53-0079</b>	LS1968	<b>53-0085</b>	BB1045A1	<b>53-0106</b>	BB1138A1	<b>53-0123</b>	BB1297A2	<b>53-0047</b>
LS1859	<b>53-0080Y</b>	LS1969	<b>53-0050</b>	BB1046	<b>53-0400</b>	BB1139A1	<b>53-0207</b>	BB1298A1	<b>53-0219</b>
LS1860	<b>53-0069</b>	LS1970	<b>53-0083</b>	BB1046A6	<b>53-0233K</b>	BB1140A1	<b>53-0342</b>	BB1299A1	<b>53-0079Y</b>
LS1866	<b>53-0371</b>	LS1971	<b>53-0090</b>	BB1047A2	<b>53-0307</b>	BB1141A1	<b>53-0258</b>	BB1300A1	<b>53-0080Y</b>
LS1867	<b>53-0373</b>	LS1972	<b>53-0332</b>	BB1048A2	<b>53-0305</b>	BB1143A1	<b>53-0281</b>	BB1301A1	<b>53-0135</b>
LS1868	<b>53-0071</b>	LS1973	<b>53-0091</b>	BB1049A2	<b>53-0306</b>	BB1144A1	<b>53-0070</b>	BB1302A1	<b>53-0134</b>
LS1870	<b>53-0368</b>	LS1974	<b>53-0444</b>	BB1050	<b>53-0401</b>	BB1145A1	<b>53-0125</b>	BB1303A1	<b>53-0313</b>
LS1871	<b>53-0157</b>	LS1975	<b>53-0085</b>	BB1050A2	<b>53-0062</b>	BB1146A2	<b>53-0068</b>	BB1304A1	<b>53-0314</b>
LS1872	<b>53-0358</b>	LS1976	<b>53-0024Y</b>	BB1051A2	<b>53-0322</b>	BB1147A1	<b>53-0069</b>	BB1305A1	<b>53-0081Y</b>
LS1873	<b>53-0331</b>	LS1977	<b>53-0027</b>	BB1052	<b>53-0133</b>	BB1148A1	<b>53-0154</b>	BB1306A1	<b>53-0025</b>
LS1874	<b>53-0038</b>	LS1978	<b>53-0094</b>	BB1053	<b>53-0368</b>	BB1149A1	<b>53-0150</b>	BB1307A5	<b>53-0369</b>
LS1875	<b>53-0035</b>	LS1979	<b>53-0088</b>	BB1055A1	<b>53-0272</b>	BB1150A1	<b>53-0210</b>	BB1308A1	<b>53-0368</b>
LS1876	<b>53-0212</b>	LS1980	<b>53-0092</b>	BB1056	<b>53-0046</b>	BB1151A1	<b>53-0211</b>	BB1310A1	<b>53-0039</b>
LS1877	<b>53-0216</b>	LS1981	<b>53-0093</b>	BB1057	<b>53-0075</b>	BB1152A1	<b>53-0256</b>	BB1311A1	<b>53-0040</b>
LS1878	<b>53-0219</b>	LS1982	<b>53-0145</b>	BB1057A1	<b>53-0149</b>	BB1153A1	<b>53-0257</b>	BB1313A1	<b>53-0288</b>
LS1879	<b>53-0216</b>	LS1983	<b>53-0142</b>	BB1058	<b>53-0431</b>	BB1154A2	<b>53-0284</b>	BB1314A5	<b>53-0234</b>
LS1880	<b>53-0259</b>	LS1984	<b>53-0158</b>	BB1058A1	<b>53-0201</b>	BB1156A1	<b>53-0395</b>	BB1315A5	<b>53-0233</b>
LS1881	<b>53-0330</b>	LS1985	<b>53-0179Y</b>	BB1059	<b>53-0463</b>	BB1157A2	<b>53-0420</b>	BB1316A5	<b>53-0330</b>
LS1882	<b>53-0401</b>	LS1986	<b>53-0180</b>	BB1059A1	<b>53-0417</b>	BB1158A5	<b>53-0016</b>	BB1317A5	<b>53-0331</b>
LS1883	<b>53-0432</b>	LS1987	<b>53-0226</b>	BB1061A1	<b>53-0464</b>	BB1159A1	<b>53-0350</b>	BB1318A1	<b>53-0137</b>
LS1884	<b>53-0479</b>	LS1990	<b>53-0318</b>	BB1062A1	<b>53-0463</b>	BB1160A1	<b>53-0351</b>	BB1319A1	<b>53-0136</b>
LS1885	<b>53-0017</b>	LS1991	<b>53-0336</b>	BB1064A5	<b>53-0013</b>	BB1161A1	<b>53-0026</b>	BB1320A1	<b>53-0359</b>
LS1891	<b>53-0168</b>	LS1993	<b>53-0406</b>	BB1065A2	<b>53-0014</b>	BB1162A1	<b>53-0072</b>	BB1321A1	<b>53-0214</b>
LS1892	<b>53-0439</b>	LS1994	<b>53-0443</b>	BB1066A2	<b>53-0012</b>	BB1163A1	<b>53-0073</b>	BB1323A1	<b>53-0035</b>
LS1896	<b>53-0313</b>	LS1995	<b>53-0244</b>	BB1067A1	<b>53-0392</b>	BB1164U1	<b>53-0348</b>	BB1324A1	<b>53-0171</b>
LS1897	<b>53-0143</b>	LS1996	<b>53-0182</b>	BB1069A1	<b>53-0273</b>	BB1165A1	<b>53-0349</b>	BB1326A1	<b>53-0172Y</b>
LS1898	<b>53-0264</b>	LS1997	<b>53-0376</b>	BB1071A1	<b>53-0275</b>	BB1168U1	<b>53-0349</b>	BB1327A1	<b>53-0138</b>
LS1899	<b>53-0386</b>	LS1998	<b>53-0244</b>	BB1073A1	<b>53-0190</b>	BB1170A1	<b>53-0126</b>	BB1328A1	<b>53-0082</b>
LS1900	<b>53-0159</b>	LS1999	<b>53-0450</b>	BB1074A1	<b>53-0150</b>	BB1171A1	<b>53-0127</b>	BB1330A1	<b>53-0213</b>
LS1902	<b>53-0236</b>	LS2000	<b>53-0333</b>	BB1075A1	<b>53-0456</b>	BB11			

**CROSS REFERENCES LIST**

Ad. OE	METELLI ref.	Ad. OE	METELLI ref.	Ad. OE	METELLI ref.	Ad. OE	METELLI ref.	Ad. OE	METELLI ref.
<b>FTE</b>		BS3235	<b>23-0072</b>	BS3505	<b>23-0153</b>	BS3713	<b>23-0186</b>	BS3929	<b>23-0395C</b>
		BS3236	<b>23-0073</b>	BS3507	<b>23-0520</b>	BS3713H	<b>23-0186</b>	BS3932	<b>23-0708C</b>
		BS3237	<b>23-0162</b>	BS3508	<b>23-0191</b>	BS3716	<b>23-0200</b>	BS3933	<b>23-0330</b>
BB1332A2	<b>53-0370</b>	BS3240	<b>23-0071</b>	BS3511	<b>23-0179</b>	BS3724	<b>23-0190</b>	BS3934	<b>23-0329</b>
BB1333A5	<b>53-0479</b>	BS3243	<b>23-0051</b>	BS3512	<b>23-0161</b>	BS3725	<b>23-0296</b>	BS3937	<b>23-0312</b>
BB1334A5	<b>53-0019</b>	BS3244	<b>23-0067</b>	BS3513	<b>23-0241</b>	BS3727	<b>23-0169</b>	BS3944	<b>23-0334</b>
BB1335A6	<b>53-0242</b>	BS3245	<b>23-0066</b>	BS3517	<b>23-0120</b>	BS3731	<b>23-0240</b>	BS3951	<b>23-0347</b>
BB1336A6	<b>53-0243</b>	BS3246	<b>23-0078</b>	BS3518	<b>23-0121</b>	BS3733	<b>23-0346</b>	BS3955	<b>23-0405</b>
BB1339A1	<b>53-0084</b>	BS3247	<b>23-0097</b>	BS3519	<b>23-0163</b>	BS3737	<b>23-0288</b>	BS3959	<b>23-0786</b>
BB1340A1	<b>53-0083</b>	BS3249	<b>23-0082</b>	BS3525	<b>23-0165</b>	BS3738	<b>23-0159</b>	BS3960	<b>23-0276</b>
BB1341A1	<b>53-0290</b>	BS3266	<b>23-0068</b>	BS3525	<b>23-0176</b>	BS3740	<b>23-0756</b>	BS3961	<b>23-0664</b>
BB1342A1	<b>53-0438</b>	BS3270	<b>23-0017</b>	BS3529	<b>23-0272</b>	BS3743	<b>23-0244</b>	BS4183	<b>23-0393</b>
BB1343U5	<b>53-0027</b>	BS3271	<b>23-0036</b>	BS3538	<b>23-0213</b>	BS3746	<b>23-0332</b>	BS4242	<b>23-0308</b>
BB1344U5	<b>53-0364</b>	BS3272	<b>23-0034</b>	BS3542	<b>23-0195</b>	BS3753	<b>23-0251</b>	BS4294	<b>23-0246</b>
BB1359U5	<b>53-0031</b>	BS3274	<b>23-0056</b>	BS3543	<b>23-0194</b>	BS3755	<b>23-0286</b>	BS4321	<b>23-0320</b>
BB701	<b>53-0466</b>	BS3276	<b>23-0065</b>	BS3544	<b>23-0196</b>	BS3758	<b>23-0758</b>	BS4323	<b>23-0699</b>
BB863	<b>53-0467</b>	BS3283	<b>23-0049</b>	BS3546	<b>23-0110</b>	BS3759	<b>23-0757</b>	BS4324	<b>23-0414</b>
BB943	<b>53-0287</b>	BS3285	<b>23-0057</b>	BS3549	<b>23-0114</b>	BS3760	<b>23-0755</b>	BS4328	<b>23-0495</b>
BB952	<b>53-0213</b>	BS3288	<b>23-0084</b>	BS3550	<b>23-0115</b>	BS3762	<b>23-0662</b>	BS4336	<b>23-0534</b>
BB953	<b>53-0287</b>	BS3290	<b>23-0070</b>	BS3552	<b>23-0152</b>	BS3764	<b>23-0292</b>	BS4338	<b>23-0550</b>
BB955	<b>53-0351</b>	BS3291	<b>23-0060</b>	BS3553	<b>23-0151</b>	BS3766	<b>23-0369</b>	BS4349	<b>23-0649</b>
BB958	<b>53-0074</b>	BS3294	<b>23-0085</b>	BS3554	<b>23-0669</b>	BS3767	<b>23-0234</b>	BS4351	<b>23-0443</b>
BB989	<b>53-0064</b>	BS3295	<b>23-0095</b>	BS3555	<b>23-0756</b>	BS3771	<b>23-0192</b>	BS4355	<b>23-0367</b>
BB991	<b>53-0379</b>	BS3305	<b>23-0210</b>	BS3558	<b>23-0222</b>	BS3773	<b>23-0406</b>	BS4357	<b>23-0360</b>
BB997	<b>53-0403</b>	BS3309	<b>23-0170</b>	BS3563	<b>23-0364</b>	BS3774	<b>23-0253</b>	BS4358	<b>23-0362</b>
BS1002	<b>23-0055</b>	BS3310	<b>23-0141</b>	BS3565	<b>23-0260</b>	BS3775	<b>23-0249</b>	BS4360	<b>23-0338</b>
BS1008	<b>23-0012</b>	BS3317	<b>23-0061</b>	BS3570	<b>23-0201</b>	BS3776	<b>23-0426</b>	BS4361	<b>23-0340</b>
BS1009	<b>23-0009</b>	BS3329	<b>23-0075</b>	BS3573	<b>23-0269</b>	BS3777	<b>23-0303</b>	BS4362	<b>23-0341</b>
BS1010	<b>23-0054</b>	BS3330	<b>23-0127</b>	BS3574	<b>23-0270</b>	BS3779	<b>23-0590</b>	BS4363	<b>23-0339</b>
BS1014	<b>23-0140</b>	BS3333	<b>23-0089</b>	BS3575	<b>23-0436</b>	BS3783	<b>23-0656</b>	BS4369	<b>23-0267</b>
BS1017	<b>23-0044</b>	BS3334	<b>23-0149</b>	BS3577	<b>23-0220</b>	BS3784	<b>23-0361</b>	BS4371	<b>23-0343</b>
BS1019	<b>23-0042</b>	BS3337	<b>23-0148</b>	BS3580	<b>23-0281</b>	BS3786	<b>23-0271</b>	BS4372	<b>23-0344</b>
BS1026	<b>23-0026</b>	BS3345	<b>23-0172</b>	BS3583	<b>23-0542</b>	BS3787	<b>23-0437</b>	BS4373	<b>23-0650</b>
BS1035	<b>23-0008</b>	BS3358	<b>23-0247</b>	BS3585	<b>23-0291</b>	BS3788	<b>23-0293</b>	BS4377	<b>23-0504</b>
BS1044	<b>23-0663</b>	BS3359	<b>23-0142</b>	BS3588	<b>23-0173</b>	BS3790	<b>23-0660</b>	BS4378	<b>23-0413</b>
BS1046	<b>23-0053</b>	BS3367	<b>23-0090</b>	BS3589	<b>23-0185</b>	BS3791	<b>23-0248</b>	BS4379	<b>23-0300</b>
BS1059	<b>23-0045</b>	BS3371	<b>23-0252</b>	BS3591	<b>23-0306</b>	BS3792	<b>23-0633</b>	BS4380	<b>23-0521</b>
BS1060	<b>23-0046</b>	BS3384	<b>23-0144</b>	BS3592	<b>23-0232</b>	BS3795	<b>23-0280</b>	BS4380H	<b>23-0521</b>
BS1064	<b>23-0025</b>	BS3387	<b>23-0206</b>	BS3593	<b>23-0231</b>	BS3797	<b>23-0237</b>	BS4386	<b>23-0617</b>
BS1073	<b>23-0047</b>	BS3388	<b>23-0080</b>	BS3595	<b>23-0275</b>	BS3800	<b>23-0235</b>	BS4389	<b>23-0620</b>
BS1085	<b>23-0138</b>	BS3389	<b>23-0098</b>	BS3597	<b>23-0211</b>	BS3801	<b>23-0268</b>	BS4393	<b>23-0659</b>
BS3100	<b>23-0126</b>	BS3422	<b>23-0299</b>	BS3599	<b>23-0278</b>	BS3803	<b>23-0227</b>	BS4396	<b>23-0449</b>
BS3109	<b>23-0063</b>	BS3429	<b>23-0325</b>	BS3602	<b>23-0304</b>	BS3803H	<b>23-0227</b>	BS4397	<b>23-0442</b>
BS3110	<b>23-0064</b>	BS3430	<b>23-0160</b>	BS3603	<b>23-0716</b>	BS3804HB	<b>23-0474C</b>	BS4402	<b>23-0236</b>
BS3116	<b>23-0031</b>	BS3434	<b>23-0134</b>	BS3605	<b>23-0230</b>	BS3805HB	<b>23-0229C</b>	BS4402	<b>23-0383</b>
BS3117	<b>23-0088</b>	BS3435	<b>23-0157</b>	BS3608	<b>23-0180</b>	BS3814	<b>23-0254</b>	BS4402	<b>23-0384</b>
BS3118	<b>23-0040</b>	BS3436	<b>23-0156</b>	BS3609	<b>23-0290</b>	BS3816	<b>23-0691</b>	BS4402	<b>23-0516</b>
BS3120	<b>23-0041</b>	BS3438	<b>23-0119</b>	BS3611	<b>23-0168</b>	BS3818	<b>23-0289</b>	BS4402	<b>23-0537</b>
BS3121	<b>23-0074</b>	BS3439	<b>23-0175</b>	BS3627	<b>23-0277C</b>	BS3819	<b>23-0642</b>	BS4404	<b>23-0466</b>
BS3122	<b>23-0052</b>	BS3440	<b>23-0128</b>	BS3629	<b>23-0658</b>	BS3820	<b>23-0348</b>	BS4405	<b>23-0535</b>
BS3126	<b>23-0059</b>	BS3441	<b>23-0184</b>	BS3635	<b>23-0438</b>	BS3824	<b>23-0263</b>	BS4406	<b>23-0533</b>
BS3133	<b>23-0043</b>	BS3442	<b>23-0193</b>	BS3639	<b>23-0187</b>	BS3825	<b>23-0262C</b>	BS4409	<b>23-0305</b>
BS3135	<b>23-0050</b>	BS3443	<b>23-0086</b>	BS3639H	<b>23-0187</b>	BS3825HB	<b>23-0262C</b>	BS4410	<b>23-0471</b>
BS3136	<b>23-0137</b>	BS3444	<b>23-0103</b>	BS3640	<b>23-0189</b>	BS3825HB	<b>23-0745C</b>	BS4414	<b>23-0331</b>
BS3141	<b>23-0030</b>	BS3445	<b>23-0167</b>	BS3642	<b>23-0188</b>	BS3826	<b>23-0284</b>	BS4416	<b>23-0494</b>
BS3142	<b>23-0016</b>	BS3445H	<b>23-0167</b>	BS3647	<b>23-0226</b>	BS3827	<b>23-0350</b>	BS4423	<b>23-0256</b>
BS3144	<b>23-0091</b>	BS3446	<b>23-0124</b>	BS3648	<b>23-0318</b>	BS3828	<b>23-0351</b>	BS4439	<b>23-0441</b>
BS3150	<b>23-0014</b>	BS3447	<b>23-0104</b>	BS3649	<b>23-0267</b>	BS3833	<b>23-0282</b>	BS4439B	<b>23-0441</b>
BS3154	<b>23-0022</b>	BS3449	<b>23-0107</b>	BS3653	<b>23-0205</b>	BS3835	<b>23-0363</b>	BS4441	<b>23-0198</b>
BS3156	<b>23-0048</b>	BS3450	<b>23-0116</b>	BS3657	<b>23-0274</b>	BS3836	<b>23-0311</b>	BS4443	<b>23-0309</b>
BS3167	<b>23-0018</b>	BS3451	<b>23-0109</b>	BS3667	<b>23-0419</b>	BS3837	<b>23-0310</b>	BS4500	<b>23-0408</b>
BS3174	<b>23-0087</b>	BS3452	<b>23-0108</b>	BS3669	<b>23-0279</b>	BS3838	<b>23-0313</b>	BS4501	<b>23-0409C</b>
BS3180	<b>23-0037</b>	BS3455	<b>23-0150</b>	BS3674	<b>23-0301</b>	BS3838B	<b>23-0313</b>	BS4502	<b>23-0410C</b>
BS3185	<b>23-0021</b>	BS3457	<b>23-0225</b>	BS3677	<b>23-0710</b>	BS3839	<b>23-0314</b>	BS4503	<b>23-0371</b>
BS3189	<b>23-0135</b>	BS3460	<b>23-0221</b>	BS3679	<b>23-0106</b>	BS3839H	<b>23-0314</b>	BS4504	<b>23-0294</b>
BS3191	<b>23-0020</b>	BS3462	<b>23-0174</b>	BS3680	<b>23-0166</b>	BS3839HB	<b>23-0314</b>	BS4507	<b>23-0295</b>
BS3193	<b>23-0083</b>	BS3464	<b>23-0122</b>	BS3681	<b>23-0283</b>	BS3840B	<b>23-0315C</b>	BS4522	<b>23-0808</b>
BS3194	<b>23-0079</b>	BS3465	<b>23-0287</b>	BS3688	<b>23-0238</b>	BS3854	<b>23-0298</b>	BS4526	<b>23-0337</b>
BS3195	<b>23-0093</b>	BS3468	<b>23-0111</b>	BS3689	<b>23-0216</b>	BS3899	<b>23-0549</b>	BS4528	<b>23-0498</b>
BS3199	<b>23-0076</b>	BS3470	<b>23-0136</b>	BS3690	<b>23-0217</b>	BS3907	<b>23-0233</b>	BS4530	<b>23-0335</b>
BS3200	<b>23-0077</b>	BS3471	<b>23-0265</b>	BS3692	<b>23-0218</b>	BS3909	<b>23-0316</b>	BS4531	<b>23-0448</b>
BS3201	<b>23-0094</b>	BS3473	<b>23-0422</b>	BS3693	<b>23-0112</b>	BS3910	<b>23-0317</b>	BS4532	<b>23-0531C</b>
BS3205	<b>23-0096</b>	BS3477	<b>23-0100</b>	BS3693	<b>23-0358</b>	BS3911	<b>23-0242</b>	BS4535	<b>23-0785</b>
BS3206	<b>23-0033</b>	BS3480	<b>23-0123</b>	BS3695	<b>23-0670</b>	BS3912	<b>23-0375</b>	BS4535B	<b>23-0785</b>
BS3210	<b>23-0011</b>	BS3481	<b>23-0266</b>	BS3696	<b>23-0381</b>	BS3912B	<b>23-0375</b>	BS4536HB	<b>23-0450C</b>
BS3211	<b>23-0062</b>	BS3489	<b>23-0164</b>	BS3698	<b>23-0435</b>	BS3913B	<b>23-0376C</b>	BS4539HB	<b>23-0386C</b>
BS3214	<b>23-0081</b>	BS3500	<b>23-0106</b>	BS3699	<b>23-0648</b>	BS3914	<b>23-0374</b>	BS4539HB	<b>23-0701C</b>
BS3216	<b>23-0113</b>	BS3501	<b>23-0202</b>	BS3700	<b>23-0715</b>	BS3915	<b>23-0373</b>	BS4540HB	<b>23-0508C</b>
BS3217	<b>23-0131</b>	BS3502	<b>23-0158</b>	BS3703	<b>23-0224</b>	BS3919	<b>23-0319</b>	BS4540HB	<b>23-0753C</b>
BS3226	<b>23-0322</b>	BS3503	<b>23-0183</b>	BS3708	<b>23-0223</b>	BS3920	<b>23-0336</b>	BS4541B	<b>23-0485C</b>
BS3227	<b>23-0169</b>	BS3504	<b>23-0368</b>	BS3712	<b>23-0117</b>	BS3921	<b>23-0349</b>	BS4543	<b>23-0645</b>



Ad. OE	METELLI ref.	Ad. OE	METELLI ref.	Ad. OE	METELLI ref.	Ad. OE	METELLI ref.	Ad. OE	METELLI ref.
<b>FTE</b>		BS4733	<b>23-0657</b>	BS5146HB	<b>23-0515C</b>	BS5320	<b>23-0583</b>	BS5450	<b>23-0788</b>
		BS4734	<b>23-0484</b>	BS5147HB	<b>23-0704C</b>	BS5322	<b>23-0571</b>	BS5451	<b>23-0931</b>
		BS4735	<b>23-0365</b>	BS5149	<b>23-0619</b>	BS5336HB	<b>23-0782C</b>	BS5452	<b>23-0623</b>
BS4544	<b>23-0418</b>	BS4735HB	<b>23-0365</b>	BS5157	<b>23-0538</b>	BS5337	<b>23-0780</b>	BS5454	<b>23-0598</b>
BS4548	<b>23-0372</b>	BS4737	<b>23-0510</b>	BS5159	<b>23-0594</b>	BS5338	<b>23-0689</b>	BS5455	<b>23-0800</b>
BS4552	<b>23-0394C</b>	BS4738	<b>23-0243</b>	BS5163	<b>23-0499</b>	BS5342	<b>23-0714</b>	BS5455	<b>23-0825</b>
BS4556	<b>23-0479</b>	BS4738	<b>23-0385</b>	BS5164	<b>23-0532</b>	BS5346	<b>23-0764</b>	BS5456	<b>23-0779</b>
BS4561	<b>23-0399</b>	BS4740	<b>23-0486</b>	BS5166	<b>23-0529</b>	BS5347	<b>23-0615</b>	BS5456	<b>23-0799</b>
BS4572	<b>23-0467</b>	BS4741	<b>23-0452</b>	BS5167	<b>23-0596</b>	BS5348	<b>23-0690</b>	BS5457HB	<b>23-0809C</b>
BS4577	<b>23-0377</b>	BS4741	<b>23-0502</b>	BS5168	<b>23-0759</b>	BS5349	<b>23-0554</b>	BS5458	<b>23-0805</b>
BS4578	<b>23-0392</b>	BS4744	<b>23-0469</b>	BS5169	<b>23-0675</b>	BS5351	<b>23-0790</b>	BS5458HB	<b>23-0805</b>
BS4581	<b>23-0480</b>	BS4744HB	<b>23-0469</b>	BS5173	<b>23-0599</b>	BS5352	<b>23-0719</b>	BS5459	<b>23-0815</b>
BS4583	<b>23-0459</b>	BS4745	<b>23-0470</b>	BS5182	<b>23-0807C</b>	BS5354	<b>23-0845</b>	BS5459HB	<b>23-0815</b>
BS4584	<b>23-0458</b>	BS4745B	<b>23-0470</b>	BS5183	<b>23-0806C</b>	BS5355	<b>23-0847C</b>	BS5461	<b>23-0891</b>
BS4586	<b>23-0661</b>	BS4747	<b>23-0665</b>	BS5184	<b>23-0774C</b>	BS5356	<b>23-0974</b>	BS5462	<b>23-0776</b>
BS4587	<b>23-0439</b>	BS4748	<b>23-0536</b>	BS5192	<b>23-0796</b>	BS5358	<b>23-0610</b>	BS5464	<b>23-0601</b>
BS4588	<b>23-0647</b>	BS4749	<b>23-0496</b>	BS5194	<b>23-0717</b>	BS5363	<b>23-0639</b>	BS5464HB	<b>23-0601</b>
BS4589	<b>23-0651</b>	BS4750HB	<b>23-0397C</b>	BS5198	<b>23-0736</b>	BS5364	<b>23-0731</b>	BS5466	<b>23-0625</b>
BS4593	<b>23-0259</b>	BS4751	<b>23-0400</b>	BS5198HB	<b>23-0736</b>	BS5365	<b>23-0732</b>	BS5466HB	<b>23-0625</b>
BS4596	<b>23-0606</b>	BS4752HB	<b>23-0468C</b>	BS5199	<b>23-0684</b>	BS5366	<b>23-0760</b>	BS5467	<b>23-0839</b>
BS4596B	<b>23-0606</b>	BS4753	<b>23-0366</b>	BS5203	<b>23-0694</b>	BS5367	<b>23-0761</b>	BS5469	<b>23-0798</b>
BS4597	<b>23-0497</b>	BS4753B	<b>23-0366</b>	BS5205	<b>23-0791</b>	BS5368	<b>23-0574</b>	BS5472	<b>23-0727</b>
BS4599	<b>23-0534</b>	BS4756	<b>23-0506C</b>	BS5208HB	<b>23-0524C</b>	BS5369	<b>23-0641</b>	BS5473	<b>23-0728</b>
BS4604	<b>23-0671</b>	BS4758	<b>23-0388</b>	BS5209HB	<b>23-0525C</b>	BS5372	<b>23-0883</b>	BS5475	<b>23-0849C</b>
BS4605	<b>23-0425</b>	BS4759	<b>23-0481</b>	BS5212	<b>23-0582</b>	BS5373	<b>23-0697</b>	BS5481	<b>23-0802</b>
BS4607	<b>23-0551</b>	BS4760	<b>23-0477</b>	BS5214	<b>23-0702</b>	BS5378	<b>23-0962</b>	BS5482	<b>23-0636</b>
BS4608	<b>23-0447</b>	BS4763	<b>23-0742</b>	BS5216	<b>23-0767</b>	BS5379	<b>23-0640</b>	BS5483	<b>23-0634</b>
BS4614	<b>23-0713</b>	BS4764HB	<b>23-0695C</b>	BS5219	<b>23-0604</b>	BS5382	<b>23-0696C</b>	BS5484	<b>23-0635</b>
BS4615	<b>23-0646</b>	BS4767	<b>23-0718</b>	BS5219HB	<b>23-0604</b>	BS5384	<b>23-0411</b>	BS5486	<b>23-0685</b>
BS4618	<b>23-0250</b>	BS4768HB	<b>23-0706C</b>	BS5220	<b>23-0644</b>	BS5385	<b>23-0585</b>	BS5487	<b>23-0687</b>
BS4620	<b>23-0402</b>	BS4769	<b>23-0472</b>	BS5221	<b>23-0683</b>	BS5390	<b>23-0622</b>	BS5489	<b>23-0686</b>
BS4621	<b>23-0457</b>	BS4773	<b>23-0464</b>	BS5223	<b>23-0526</b>	BS5391	<b>23-0790</b>	BS5490	<b>23-0729</b>
BS4622	<b>23-0456</b>	BS4774	<b>23-0463</b>	BS5224	<b>23-0603</b>	BS5396	<b>23-0621</b>	BS5491	<b>23-0738</b>
BS4623HB	<b>23-0396C</b>	BS4775	<b>23-0652</b>	BS5226B	<b>23-0560C</b>	BS5397	<b>23-0622</b>	BS5494	<b>23-0844</b>
BS4627	<b>23-0404</b>	BS4775	<b>23-0653</b>	BS5227HB	<b>23-0519C</b>	BS5401	<b>23-0955</b>	BS5494L	<b>23-0844</b>
BS4628	<b>23-0403</b>	BS4788	<b>23-0707C</b>	BS5228HB	<b>23-0518C</b>	BS5403	<b>23-0787</b>	BS5495	<b>23-0852</b>
BS4629	<b>23-0505</b>	BS4793	<b>23-0493</b>	BS5231HB	<b>23-0842C</b>	BS5404	<b>23-0789</b>	BS5495B	<b>23-0852</b>
BS4634	<b>23-0434</b>	BS4795	<b>23-0522</b>	BS5235	<b>23-0570</b>	BS5406	<b>23-0591</b>	BS5495H	<b>23-0852</b>
BS4636HB	<b>23-0703C</b>	BS4795B	<b>23-0522</b>	BS5236	<b>23-0572</b>	BS5408	<b>23-0592</b>	BS5498	<b>23-0835</b>
BS4638	<b>23-0321</b>	BS4800	<b>23-0483</b>	BS5237	<b>23-0762</b>	BS5409	<b>23-0869</b>	BS5499	<b>23-0859</b>
BS4640	<b>23-0446</b>	BS4804	<b>23-0543</b>	BS5238	<b>23-0762</b>	BS5410	<b>23-0586</b>	BS5500	<b>23-0967</b>
BS4641	<b>23-0352</b>	BS4805	<b>23-0505</b>	BS5239	<b>23-0779</b>	BS5411	<b>23-0958</b>	BS5503	<b>23-0856</b>
BS4644	<b>23-0255</b>	BS4809	<b>23-0503</b>	BS5240	<b>23-0555</b>	BS5412	<b>23-0608</b>	BS5504	<b>23-0781</b>
BS4646	<b>23-0292</b>	BS4810	<b>23-0770C</b>	BS5241	<b>23-0566</b>	BS5412HB	<b>23-0608</b>	BS5505	<b>23-0688</b>
BS4647	<b>23-0427</b>	BS4812	<b>23-0627</b>	BS5241	<b>23-0566</b>	BS5413	<b>23-0609</b>	BS5511	<b>23-0960</b>
BS4659	<b>23-0342</b>	BS4813	<b>23-0490</b>	BS5242	<b>23-0558</b>	BS5414HB	<b>23-0600C</b>	BS5513	<b>23-0971</b>
BS4662	<b>23-0454</b>	BS4813B	<b>23-0490</b>	BS5243	<b>23-0584</b>	BS5415HB	<b>23-0624C</b>	BS5515	<b>23-0751</b>
BS4663	<b>23-0431</b>	BS4814	<b>23-0514</b>	BS5243L	<b>23-0584</b>	BS5416	<b>23-0840</b>	BS5518	<b>23-0834</b>
BS4664	<b>23-0455</b>	BS4814HB	<b>23-0514</b>	BS5243P	<b>23-0584</b>	BS5416HB	<b>23-0840</b>	BS5532	<b>23-0861</b>
BS4666	<b>23-0461</b>	BS4815	<b>23-0488</b>	BS5250HB	<b>23-0784C</b>	BS5417	<b>23-0733</b>	BS5561	<b>23-0897</b>
BS4667	<b>23-0501</b>	BS4815HB	<b>23-0488</b>	BS5258	<b>23-0901</b>	BS5418	<b>23-0734</b>	BS5562	<b>23-0896</b>
BS4668	<b>23-0391</b>	BS4816	<b>23-0489</b>	BS5264	<b>23-0792</b>	BS5419	<b>23-0724</b>	BS5562H	<b>23-0896</b>
BS4668	<b>23-0904</b>	BS4817	<b>23-0700C</b>	BS5264H	<b>23-0792</b>	BS5420	<b>23-0754</b>	BS5575	<b>23-0851</b>
BS4668HB	<b>23-0391</b>	BS4850	<b>23-0545</b>	BS5264HB	<b>23-0792</b>	BS5421	<b>23-0681C</b>	BS5576	<b>23-0895</b>
BS4669	<b>23-0390</b>	BS4855	<b>23-0478</b>	BS5266	<b>23-0777</b>	BS5422	<b>23-0682C</b>	BS5611	<b>23-0862</b>
BS4669H	<b>23-0390</b>	BS4869	<b>23-0482</b>	BS5275	<b>23-0850</b>	BS5423	<b>23-0725</b>	BS5615	<b>23-0864</b>
BS4669HB	<b>23-0390</b>	BS4914	<b>23-0783C</b>	BS5276	<b>23-0826</b>	BS5424	<b>23-0773C</b>	BS5660	<b>23-0886</b>
BS4670	<b>23-0416</b>	BS4917	<b>23-0969</b>	BS5276HB	<b>23-0826</b>	BS5428	<b>23-0723</b>	BS5680	<b>23-0575</b>
BS4671	<b>23-0417</b>	BS4921	<b>23-0509</b>	BS5277	<b>23-0678</b>	BS5429	<b>23-0712</b>	BS5695	<b>23-0863</b>
BS4673B	<b>23-0277C</b>	BS4980	<b>23-0463</b>	BS5278HB	<b>23-0705C</b>	BS5430	<b>23-0674</b>	BS5740	<b>23-0887</b>
BS4674	<b>23-0407</b>	BS4991	<b>23-0512</b>	BS5279	<b>23-0673</b>	BS5431	<b>23-0636</b>	BS5741	<b>23-0886</b>
BS4675	<b>23-0500</b>	BS4997	<b>23-0557</b>	BS5280	<b>23-0801</b>	BS5431	<b>23-0676</b>	BS7064	<b>23-0573</b>
BS4676	<b>23-0401</b>	BS5008	<b>23-0595</b>	BS5282	<b>23-0614</b>	BS5432	<b>23-0795</b>	BS7065	<b>23-0638</b>
BS4677HB	<b>23-0398C</b>	BS5009HB	<b>23-0737C</b>	BS5285	<b>23-0843</b>	BS5433	<b>23-0810</b>	BS7070	<b>23-0813</b>
BS4678	<b>23-0605</b>	BS5010HB	<b>23-0726C</b>	BS5297L	<b>23-0692</b>	BS5433HB	<b>23-0810</b>	BS7070HB	<b>23-0813</b>
BS4678HB	<b>23-0605</b>	BS5012	<b>23-0841</b>	BS5299	<b>23-0803</b>	BS5434	<b>23-0817</b>	BS7071	<b>23-0752</b>
BS4679	<b>23-0502</b>	BS5030	<b>23-0587</b>	BS5302	<b>23-0553</b>	BS5434HB	<b>23-0817</b>	BS7071HB	<b>23-0752</b>
BS4680	<b>23-0607</b>	BS5039	<b>23-0672</b>	BS5306	<b>23-0568</b>	BS5435	<b>23-0811</b>	BS7073L	<b>23-0804</b>
BS4682	<b>23-0430</b>	BS5040	<b>23-0544</b>	BS5306B	<b>23-0568</b>	BS5436	<b>23-0818</b>	BS7075	<b>23-0959</b>
BS4684	<b>23-0387</b>	BS5042	<b>23-0597</b>	BS5307B	<b>23-0748C</b>	BS5438	<b>23-0830</b>	BS7076	<b>23-0829</b>
BS4699	<b>23-0491</b>	BS5043	<b>23-0528</b>	BS5308	<b>23-0749C</b>	BS5438HB	<b>23-0830</b>	BS7077	<b>23-0772</b>
BS4700	<b>23-0492</b>	BS5058B	<b>23-0769C</b>	BS5309	<b>23-0698</b>	BS5439	<b>23-0833</b>	BS7078	<b>23-0771</b>
BS4726	<b>23-0359</b>	BS5082	<b>23-0258</b>	BS5310HB	<b>23-0693C</b>	BS5439B	<b>23-0833</b>	BS7079	<b>23-0836</b>
BS4727	<b>23-0476</b>	BS5086	<b>23-0257</b>	BS5311	<b>23-0567</b>	BS5440	<b>23-0831</b>	BS7079	<b>23-0905</b>
BS4728B	<b>23-0561C</b>	BS5102	<b>23-0536</b>	BS5312HB	<b>23-0666C</b>	BS5440HB	<b>23-0831</b>	BS7080	<b>23-0973</b>
BS4729	<b>23-0562</b>	BS5117	<b>23-0552</b>	BS5313HB	<b>23-0667C</b>	BS5441	<b>23-0832</b>	BS7081	<b>23-0851</b>
BS4729B	<b>23-0562</b>	BS5118	<b>23-0643</b>	BS5314	<b>23-0569</b>	BS5441HB	<b>23-0832</b>	BS7082	<b>23-0861</b>
BS4731	<b>23-0378</b>	BS5140	<b>23-0517</b>	BS5314B	<b>23-0569</b>	BS5444	<b>23-0794</b>	BS7083	<b>23-0906</b>
BS4731HB	<b>23-0378</b>	BS5143	<b>23-0517</b>	BS5318	<b>23-0579</b>	BS5445	<b>23-0926</b>	BS7084	<b>23-0862</b>
BS4732	<b>23-0507</b>	BS5144	<b>23-0539</b>	BS5319	<b>23-0563</b>	BS5446	<b>23-0778</b>	BS7085	<b>23-0863</b>
BS4732H	<b>23-0507</b>	BS5145	<b>23-0473</b>	BS5319	<b>23-0794</b>	BS5448	<b>23-0939</b>	BS7086	<b>23-0876</b>

CROSS REFERENCES LIST



Ad. OE	METELLI ref.	Ad. OE	METELLI ref.	Ad. OE	METELLI ref.	Ad. OE	METELLI ref.	Ad. OE	METELLI ref.
<b>FTE</b>		DB4021	<b>18-0299</b>	DB4122	<b>18-0334</b>	DB4212B	<b>18-0152K</b>	DB4349	<b>18-0353</b>
		DB4023	<b>18-0013</b>	DB4123	<b>18-0148</b>	DB4212B	<b>18-0374K</b>	DB4352	<b>18-0128</b>
		DB4024	<b>18-0025</b>	DB4123B	<b>18-0148K</b>	DB4213	<b>18-0151</b>	DB4353	<b>18-0326</b>
BS7086	<b>23-0882</b>	DB4025	<b>18-0044</b>	DB4124	<b>18-0163</b>	DB4213B	<b>18-0150K</b>	DB4354	<b>18-0224</b>
BS7093	<b>23-0865</b>	DB4026	<b>18-0045</b>	DB4124B	<b>18-0163K</b>	DB4213B	<b>18-0151K</b>	DB4357	<b>18-0125</b>
BS7093HB	<b>23-0865</b>	DB4028	<b>18-0276</b>	DB4124B	<b>18-0234K</b>	DB4214	<b>18-0149</b>	DB4360	<b>18-0372</b>
BS7094	<b>23-0867</b>	DB4028B	<b>18-0276K</b>	DB4125	<b>18-0340</b>	DB4214B	<b>18-0149K</b>	DB4361	<b>18-0373</b>
BS7094H	<b>23-0867</b>	DB4028B	<b>18-0292K</b>	DB4126	<b>18-0165</b>	DB4214B	<b>18-0157K</b>	DB4362	<b>18-0383</b>
BS7094HB	<b>23-0867</b>	DB4029	<b>18-0275</b>	DB4126B	<b>18-0165K</b>	DB4215	<b>18-0049</b>	DB4363	<b>18-0381</b>
BS7095	<b>23-0916</b>	DB4029B	<b>18-0275K</b>	DB4127	<b>18-0202</b>	DB4216	<b>18-0047</b>	DB4363B	<b>18-0381K</b>
BS7095H	<b>23-0916</b>	DB4035	<b>18-0191</b>	DB4127B	<b>18-0202K</b>	DB4217	<b>18-0048</b>	DB4364	<b>18-0312</b>
BS7095HB	<b>23-0916</b>	DB4036	<b>18-0189</b>	DB4127B	<b>18-0213K</b>	DB4218	<b>18-0153</b>	DB4369	<b>18-0375</b>
BS7096	<b>23-0956</b>	DB4038	<b>18-0220</b>	DB4127B	<b>18-0259K</b>	DB4219	<b>18-0150</b>	DB4373	<b>18-0382</b>
BS7097	<b>23-0932</b>	DB4042	<b>18-0280</b>	DB4128	<b>18-0238</b>	DB4219B	<b>18-0150K</b>	DB4373B	<b>18-0382K</b>
BS7098B	<b>23-0855C</b>	DB4043	<b>18-0274</b>	DB4128B	<b>18-0165K</b>	DB4220	<b>18-0246</b>	DB4374	<b>18-0064</b>
BS7099	<b>23-0793</b>	DB4046	<b>18-0269</b>	DB4128B	<b>18-0238K</b>	DB4221	<b>18-0207</b>	DB4376	<b>18-0216</b>
BS7105	<b>23-0860</b>	DB4047	<b>18-0328</b>	DB4129	<b>18-0239</b>	DB4221B	<b>18-0207K</b>	DB4381	<b>18-0063</b>
BS7106	<b>23-0923</b>	DB4048	<b>18-0234</b>	DB4129B	<b>18-0160K</b>	DB4221B	<b>18-0246K</b>	DB4382	<b>18-0364</b>
BS7108	<b>23-0908</b>	DB4048B	<b>18-0234K</b>	DB4129B	<b>18-0239K</b>	DB4223	<b>18-0085</b>	DF1001	<b>23-0018</b>
BS7111	<b>23-0899</b>	DB4049	<b>18-0231</b>	DB4129B	<b>18-0244K</b>	DB4225	<b>18-0226</b>	DF1002	<b>23-0051</b>
BS7112	<b>23-0898</b>	DB4050	<b>18-0232</b>	DB4131	<b>18-0257</b>	DB4226	<b>18-0060</b>	DF1002BP	<b>23-0051</b>
BS7116	<b>23-0933</b>	DB4053	<b>18-0194</b>	DB4132	<b>18-0281</b>	DB4227	<b>18-0059</b>	DF1005	<b>23-0026</b>
BS7119	<b>23-0768</b>	DB4056	<b>18-0333</b>	DB4133	<b>18-0282</b>	DB4228	<b>18-0336</b>	DF1009	<b>23-0067</b>
BS7121	<b>23-0929</b>	DB4058	<b>18-0268</b>	DB4134	<b>18-0301</b>	DB4229	<b>18-0305</b>	DF1010	<b>23-0066</b>
BS7129	<b>23-0880</b>	DB4062	<b>18-0080</b>	DB4134B	<b>18-0301K</b>	DB4230	<b>18-0262</b>	DF1011	<b>23-0078</b>
BS7130	<b>23-0881</b>	DB4063	<b>18-0073</b>	DB4135	<b>18-0113</b>	DB4233	<b>18-0346</b>	DF1012	<b>23-0116</b>
BS7131	<b>23-0936</b>	DB4064	<b>18-0335</b>	DB4136	<b>18-0178</b>	DB4235	<b>18-0223</b>	DF1013	<b>23-0082</b>
BS7132	<b>23-0927</b>	DB4065	<b>18-0277</b>	DB4137	<b>18-0184</b>	DB4237	<b>18-0244</b>	DF1014	<b>23-0114</b>
BS7133	<b>23-0835</b>	DB4066	<b>18-0142</b>	DB4140	<b>18-0332</b>	DB4238	<b>18-0245</b>	DF1015	<b>23-0107</b>
BS7134H	<b>23-0071</b>	DB4066B	<b>18-0142K</b>	DB4141	<b>18-0052</b>	DB4238B	<b>18-0245K</b>	DF1015BP	<b>23-0107</b>
BS7135B	<b>23-0858</b>	DB4066B	<b>18-0146K</b>	DB4142	<b>18-0111</b>	DB4241	<b>18-0037</b>	DF1016	<b>23-0110</b>
BT1018	<b>18-0289</b>	DB4067	<b>18-0143</b>	DB4143	<b>18-0185</b>	DB4242	<b>18-0024</b>	DF1017	<b>23-0108</b>
BT1025	<b>18-0363</b>	DB4067B	<b>18-0143K</b>	DB4146	<b>18-0083</b>	DB4243	<b>18-0069</b>	DF1017BP	<b>23-0108</b>
BT1026	<b>18-0389</b>	DB4067B	<b>18-0146K</b>	DB4147	<b>18-0121</b>	DB4244	<b>18-0070</b>	DF1018	<b>23-0115</b>
BT346	<b>18-0374</b>	DB4068	<b>18-0093</b>	DB4154	<b>18-0283</b>	DB4245	<b>18-0156</b>	DF1019	<b>23-0151</b>
BT545	<b>18-0260</b>	DB4071	<b>18-0014</b>	DB4155	<b>18-0222</b>	DB4245B	<b>18-0156K</b>	DF1019BP	<b>23-0151</b>
BT594	<b>18-0358</b>	DB4072	<b>18-0144</b>	DB4156	<b>18-0287</b>	DB4246	<b>18-0157</b>	DF1020	<b>23-0109</b>
BT617	<b>18-0351</b>	DB4073	<b>18-0158</b>	DB4156B	<b>18-0287K</b>	DB4266	<b>18-0349</b>	DF1021	<b>23-0304</b>
TK1717	<b>51-0171</b>	DB4073B	<b>18-0158K</b>	DB4157	<b>18-0017</b>	DB4269	<b>18-0385</b>	DF1025	<b>23-0334</b>
TK1718	<b>51-0192</b>	DB4075	<b>18-0160</b>	DB4158	<b>18-0011</b>	DB4275	<b>18-0319</b>	DF1025BP	<b>23-0334</b>
TK1720	<b>51-0173</b>	DB4075B	<b>18-0160K</b>	DB4159	<b>18-0164</b>	DB4275B	<b>18-0319K</b>	DF1027	<b>23-0286</b>
TK1721	<b>51-0163</b>	DB4076	<b>18-0089</b>	DB4159B	<b>18-0164K</b>	DB4276B	<b>18-0289K</b>	DF1029	<b>23-0535</b>
TK1913	<b>51-0175</b>	DB4077	<b>18-0161</b>	DB4160	<b>18-0242</b>	DB4277B	<b>18-0290K</b>	DF1029BP	<b>23-0535</b>
TK1926	<b>51-0172</b>	DB4078	<b>18-0088</b>	DB4160B	<b>18-0242K</b>	DB4292B	<b>18-0171K</b>	DF1030	<b>23-0534</b>
TK1933	<b>51-0160</b>	DB4079	<b>18-0162</b>	DB4161	<b>18-0205</b>	DB4293B	<b>18-0292K</b>	DF1030	<b>23-0960</b>
TK1939	<b>51-0231</b>	DB4080	<b>18-0195</b>	DB4161B	<b>18-0205K</b>	DB4296B	<b>18-0294K</b>	DF1031	<b>23-0218</b>
TK1940	<b>51-0228</b>	DB4081	<b>18-0191</b>	DB4162	<b>18-0016</b>	DB4297	<b>18-0348</b>	DF1032	<b>23-0550</b>
TK2043	<b>51-0197</b>	DB4081B	<b>18-0191K</b>	DB4166	<b>18-0284</b>	DB4299	<b>18-0358</b>	DF1033	<b>23-0533</b>
TK2048	<b>51-0195</b>	DB4082	<b>18-0196</b>	DB4167	<b>18-0285</b>	DB4300	<b>18-0359</b>	DF1036	<b>23-0466</b>
TK2064	<b>51-0221</b>	DB4082B	<b>18-0196K</b>	DB4170	<b>18-0026</b>	DB4301	<b>18-0351</b>	DF1100	<b>23-0036</b>
TK2067	<b>51-0229</b>	DB4083	<b>18-0197</b>	DB4171	<b>18-0027</b>	DB4301B	<b>18-0350K</b>	DF1104	<b>23-0076</b>
TK2068	<b>51-0230</b>	DB4083B	<b>18-0197K</b>	DB4173	<b>18-0331</b>	DB4302	<b>18-0350</b>	DF1105	<b>23-0077</b>
TK2241	<b>51-0237</b>	DB4083B	<b>18-0200K</b>	DB4174	<b>18-0056</b>	DB4302B	<b>18-0351K</b>	DF1107	<b>23-0016</b>
TK2253	<b>51-0146</b>	DB4084	<b>18-0087</b>	DB4175	<b>18-0057</b>	DB4303	<b>18-0370</b>	DF1113	<b>23-0065</b>
TK2254	<b>51-0219</b>	DB4085	<b>18-0198</b>	DB4176	<b>18-0058</b>	DB4304	<b>18-0371</b>	DF1114	<b>23-0093</b>
TK2301	<b>51-0070</b>	DB4085B	<b>18-0198K</b>	DB4177	<b>18-0298</b>	DB4305B	<b>18-0388K</b>	DF1115	<b>23-0037</b>
		DB4087	<b>18-0199</b>	DB4178	<b>18-0076</b>	DB4306	<b>18-0289</b>	DF1117	<b>23-0113</b>
		DB4088	<b>18-0200</b>	DB4181	<b>18-0123</b>	DB4306B	<b>18-0289K</b>	DF1117BP	<b>23-0113</b>
		DB4088B	<b>18-0200K</b>	DB4182	<b>18-0122</b>	DB4308	<b>18-0365</b>	DF1118	<b>23-0134</b>
		DB4089	<b>18-0221</b>	DB4183	<b>18-0030</b>	DB4308B	<b>18-0365K</b>	DF1119	<b>23-0161</b>
		DB4090	<b>18-0235</b>	DB4186	<b>18-0090</b>	DB4309	<b>18-0366</b>	DF1120	<b>23-0153</b>
		DB4090B	<b>18-0235K</b>	DB4188	<b>18-0192</b>	DB4310	<b>18-0363</b>	DF1120BP	<b>23-0153</b>
DB4002	<b>18-0300</b>	DB4092	<b>18-0272</b>	DB4188B	<b>18-0192K</b>	DB4310B	<b>18-0363K</b>	DF1122	<b>23-0319</b>
DB4003	<b>18-0302</b>	DB4096	<b>18-0233</b>	DB4189	<b>18-0203</b>	DB4314	<b>18-0368</b>	DF1122BP	<b>23-0319</b>
DB4004	<b>18-0267</b>	DB4097B	<b>18-0158K</b>	DB4190	<b>18-0055</b>	DB4315	<b>18-0369</b>	DF1123	<b>23-0336</b>
DB4004B	<b>18-0267K</b>	DB4098	<b>18-0248</b>	DB4191	<b>18-0116</b>	DB4316	<b>18-0367</b>	DF1155	<b>23-0889</b>
DB4005	<b>18-0270</b>	DB4099	<b>18-0115</b>	DB4193	<b>18-0169</b>	DB4328	<b>18-0384</b>	DF1203	<b>23-0025</b>
DB4005B	<b>18-0270K</b>	DB4102	<b>18-0278</b>	DB4193B	<b>18-0169K</b>	DB4333	<b>18-0355</b>	DF1208	<b>23-0048</b>
DB4006	<b>18-0313</b>	DB4104	<b>18-0011</b>	DB4194	<b>18-0170</b>	DB4338	<b>18-0319</b>	DF1209	<b>23-0049</b>
DB4006B	<b>18-0304K</b>	DB4105	<b>18-0008</b>	DB4194B	<b>18-0168K</b>	DB4338B	<b>18-0391K</b>	DF1209BP	<b>23-0049</b>
DB4012	<b>18-0100</b>	DB4107	<b>18-0028</b>	DB4194B	<b>18-0170K</b>	DB4339	<b>18-0356</b>	DF1215	<b>23-0057</b>
DB4013	<b>18-0003</b>	DB4108	<b>18-0046</b>	DB4196	<b>18-0168</b>	DB4340	<b>18-0352</b>	DF1216	<b>23-0097</b>
DB4014	<b>18-0188</b>	DB4109	<b>18-0092</b>	DB4196B	<b>18-0168K</b>	DB4340B	<b>18-0352K</b>	DF1217	<b>23-0100</b>
DB4014B	<b>18-0188K</b>	DB4112	<b>18-0271</b>	DB4200	<b>18-0035</b>	DB4341	<b>18-0183</b>	DF1218	<b>23-0111</b>
DB4014B	<b>18-0202K</b>	DB4114	<b>18-0119</b>	DB4201	<b>18-0023</b>	DB4342	<b>18-0362</b>	DF1220	<b>23-0191</b>
DB4015	<b>18-0043</b>	DB4115	<b>18-0120</b>	DB4202	<b>18-0019</b>	DB4343	<b>18-0324</b>	DF1221	<b>23-0238</b>
DB4016	<b>18-0006</b>	DB4117	<b>18-0096</b>	DB4204	<b>18-0029</b>	DB4343	<b>18-0380</b>	DF1222	<b>23-0190</b>
DB4017	<b>18-0009</b>	DB4118	<b>18-0097</b>	DB4209	<b>18-0291</b>	DB4344	<b>18-0133</b>	DF1222BP	<b>23-0190</b>
DB4018	<b>18-0051</b>	DB4119	<b>18-0323</b>	DB4210	<b>18-0022</b>	DB4346	<b>18-0263</b>	DF1223	<b>23-0318</b>
DB4019	<b>18-0091</b>	DB4120	<b>18-0145</b>	DB4211	<b>18-0243</b>	DB4347	<b>18-0370</b>	DF1224	<b>23-0216</b>
DB4020	<b>18-0081</b>	DB4120B	<b>18-0145K</b>	DB4212	<b>18-0152</b>	DB4347	<b>18-0387</b>	DF1225	<b>23-0295</b>



Ad. OE	METELLI ref.	Ad. OE	METELLI ref.	Ad. OE	METELLI ref.	Ad. OE	METELLI ref.	Ad. OE	METELLI ref.
<b>TRW</b>		DF1621	<b>23-0283</b>	DF1810	<b>23-0266</b>	DF2608	<b>23-0321</b>	DF2760	<b>23-0408</b>
		DF1622	<b>23-0459</b>	DF1810BP	<b>23-0266</b>	DF2611	<b>23-0348</b>	DF2761	<b>23-0409C</b>
		DF1622BP	<b>23-0459</b>	DF1811	<b>23-0269</b>	DF2614	<b>23-0350</b>	DF2762	<b>23-0410C</b>
DF1225BP	<b>23-0295</b>	DF1623	<b>23-0458</b>	DF1812	<b>23-0436</b>	DF2619	<b>23-0242</b>	DF2763	<b>23-0388</b>
DF1300	<b>23-0030</b>	DF1623BP	<b>23-0458</b>	DF1814	<b>23-0270</b>	DF2620	<b>23-0374</b>	DF2765	<b>23-0551</b>
DF1301	<b>23-0031</b>	DF1624	<b>23-0284</b>	DF1815	<b>23-0165</b>	DF2621	<b>23-0373</b>	DF2765BP	<b>23-0551</b>
DF1308	<b>23-0068</b>	DF1625	<b>23-0166</b>	DF1828	<b>23-0136</b>	DF2622	<b>23-0316</b>	DF2766	<b>23-0543</b>
DF1400	<b>23-0281</b>	DF1625BP	<b>23-0166</b>	DF1828BP	<b>23-0136</b>	DF2622BP	<b>23-0316</b>	DF2767	<b>23-0450C</b>
DF1409	<b>23-0662</b>	DF1627	<b>23-0381</b>	DF1829	<b>23-0265</b>	DF2623	<b>23-0317</b>	DF2768	<b>23-0397C</b>
DF1418	<b>23-0642</b>	DF1630	<b>23-0041</b>	DF1833	<b>23-0422</b>	DF2624	<b>23-0332</b>	DF2769	<b>23-0396C</b>
DF1423	<b>23-0435</b>	DF1630BP	<b>23-0041</b>	DF1856	<b>23-0220</b>	DF2626	<b>23-0438</b>	DF2771	<b>23-0394C</b>
DF1428	<b>23-0405</b>	DF1633	<b>23-0042</b>	DF1860	<b>23-0135</b>	DF2629	<b>23-0244</b>	DF2772	<b>23-0606</b>
DF1430	<b>23-0494</b>	DF1639	<b>23-0137</b>	DF1898	<b>23-0164</b>	DF2631	<b>23-0656</b>	DF2772BP	<b>23-0606</b>
DF1433	<b>23-0279</b>	DF1640	<b>23-0138</b>	DF1908	<b>23-0149</b>	DF2643	<b>23-0648</b>	DF2773	<b>23-0607</b>
DF1433BP	<b>23-0272</b>	DF1642	<b>23-0162</b>	DF1909	<b>23-0172</b>	DF2645	<b>23-0441</b>	DF2775	<b>23-0471</b>
DF1435	<b>23-0335</b>	DF1642BP	<b>23-0162</b>	DF1915	<b>23-0150</b>	DF2645BP	<b>23-0441</b>	DF2775BP	<b>23-0471</b>
DF1436	<b>23-0343</b>	DF1646	<b>23-0119</b>	DF1918	<b>23-0222</b>	DF2646	<b>23-0267</b>	DF2776	<b>23-0403</b>
DF1441	<b>23-0715</b>	DF1647	<b>23-0120</b>	DF1924	<b>23-0223</b>	DF2647	<b>23-0649</b>	DF2776BP	<b>23-0403</b>
DF1443	<b>23-0653</b>	DF1648	<b>23-0120</b>	DF1925	<b>23-0756</b>	DF2650	<b>23-0263</b>	DF2777	<b>23-0404</b>
DF1500	<b>23-0055</b>	DF1649	<b>23-0073</b>	DF1927	<b>23-0716</b>	DF2651	<b>23-0395C</b>	DF2778	<b>23-0605</b>
DF1516	<b>23-0053</b>	DF1650	<b>23-0098</b>	DF1929	<b>23-0224</b>	DF2652BP	<b>23-0262C</b>	DF2779	<b>23-0386C</b>
DF1517	<b>23-0170</b>	DF1651	<b>23-0121</b>	DF1937	<b>23-0090</b>	DF2653BP	<b>23-0315C</b>	DF2780	<b>23-0372</b>
DF1518	<b>23-0054</b>	DF1652	<b>23-0072</b>	DF1940	<b>23-0252</b>	DF2654	<b>23-0313</b>	DF2780BP	<b>23-0372</b>
DF1521	<b>23-0062</b>	DF1653	<b>23-0163</b>	DF1945	<b>23-0174</b>	DF2656	<b>23-0314</b>	DF2781	<b>23-0431</b>
DF1523	<b>23-0291</b>	DF1653BP	<b>23-0163</b>	DF1947	<b>23-0142</b>	DF2657	<b>23-0267</b>	DF2782	<b>23-0455</b>
DF1524	<b>23-0141</b>	DF1654	<b>23-0542</b>	DF1950	<b>23-0301</b>	DF2658	<b>23-0439</b>	DF2782BP	<b>23-0455</b>
DF1526	<b>23-0185</b>	DF1655	<b>23-0180</b>	DF1953	<b>23-0221</b>	DF2658BP	<b>23-0439</b>	DF2783	<b>23-0398C</b>
DF1529	<b>23-0117</b>	DF1658	<b>23-0168</b>	DF1954	<b>23-0278</b>	DF2660	<b>23-0376C</b>	DF2784	<b>23-0434</b>
DF1530	<b>23-0061</b>	DF1658BP	<b>23-0168</b>	DF1958	<b>23-0393</b>	DF2662	<b>23-0536</b>	DF2785	<b>23-0458</b>
DF1532	<b>23-0186</b>	DF1661	<b>23-0287</b>	DF1959	<b>23-0213</b>	DF2663	<b>23-0426</b>	DF2786	<b>23-0459</b>
DF1533	<b>23-0230</b>	DF1662BP	<b>23-0288</b>	DF1963	<b>23-0306</b>	DF2665	<b>23-0427</b>	DF2786BP	<b>23-0489</b>
DF1534	<b>23-0292</b>	DF1666	<b>23-0663</b>	DF1965	<b>23-0349</b>	DF2666	<b>23-0708C</b>	DF2787	<b>23-0477</b>
DF1536	<b>23-0658</b>	DF1669	<b>23-0669</b>	DF1966	<b>23-0173</b>	DF2669	<b>23-0361</b>	DF2788	<b>23-0481</b>
DF1537	<b>23-0227</b>	DF1674	<b>23-0074</b>	DF1967	<b>23-0247</b>	DF2671	<b>23-0375</b>	DF2788S	<b>23-0909</b>
DF1538	<b>23-0474C</b>	DF1674BP	<b>23-0074</b>	DF1970	<b>23-0091</b>	DF2678	<b>23-0473</b>	DF2790	<b>23-0418</b>
DF1539	<b>23-0229C</b>	DF1679	<b>23-0127</b>	DF1971	<b>23-0088</b>	DF2679	<b>23-0362</b>	DF2791	<b>23-0483</b>
DF1539	<b>23-0951</b>	DF1679BP	<b>23-0127</b>	DF1973	<b>23-0144</b>	DF2681	<b>23-0442</b>	DF2792	<b>23-0430</b>
DF1540	<b>23-0312</b>	DF1687	<b>23-0225</b>	DF1979	<b>23-0175</b>	DF2682	<b>23-0443</b>	DF2792BP	<b>23-0430</b>
DF1553	<b>23-0040</b>	DF1688	<b>23-0201</b>	DF1984	<b>23-0131</b>	DF2683	<b>23-0646</b>	DF2794	<b>23-0417</b>
DF1556	<b>23-0070</b>	DF1689	<b>23-0200</b>	DF1998	<b>23-0272</b>	DF2684	<b>23-0647</b>	DF2794BP	<b>23-0417</b>
DF1557	<b>23-0060</b>	DF1695	<b>23-0311</b>	DF2002	<b>23-0253</b>	DF2686	<b>23-0231</b>	DF2795	<b>23-0452</b>
DF1558	<b>23-0140</b>	DF1696	<b>23-0309</b>	DF2011	<b>23-0152</b>	DF2687	<b>23-0399</b>	DF2796	<b>23-0454</b>
DF1560	<b>23-0059</b>	DF1705	<b>23-0008</b>	DF2012	<b>23-0305</b>	DF2688	<b>23-0479</b>	DF2796BP	<b>23-0454</b>
DF1561	<b>23-0084</b>	DF1707	<b>23-0011</b>	DF2024	<b>23-0360</b>	DF2702	<b>23-0246</b>	DF2797	<b>23-0416</b>
DF1565	<b>23-0094</b>	DF1714	<b>23-0081</b>	DF2059BS	<b>23-0878</b>	DF2703	<b>23-0665</b>	DF2797BP	<b>23-0416</b>
DF1566	<b>23-0095</b>	DF1715	<b>23-0159</b>	DF2550	<b>23-0123</b>	DF2704	<b>23-0347</b>	DF2798	<b>23-0461</b>
DF1569	<b>23-0122</b>	DF1716	<b>23-0158</b>	DF2555	<b>23-0187</b>	DF2705	<b>23-0786</b>	DF2799	<b>23-0425</b>
DF1571	<b>23-0045</b>	DF1721	<b>23-0014</b>	DF2556	<b>23-0188</b>	DF2706	<b>23-0236</b>	DF2803	<b>23-0390</b>
DF1573	<b>23-0046</b>	DF1722	<b>23-0020</b>	DF2556BP	<b>23-0188</b>	DF2708	<b>23-0198</b>	DF2804	<b>23-0391</b>
DF1574	<b>23-0044</b>	DF1723	<b>23-0043</b>	DF2557	<b>23-0189</b>	DF2710	<b>23-0755</b>	DF2804	<b>23-0904</b>
DF1575	<b>23-0047</b>	DF1725	<b>23-0206</b>	DF2563	<b>23-0277C</b>	DF2710BP	<b>23-0755</b>	DF2805	<b>23-0366</b>
DF1577	<b>23-0210</b>	DF1726S	<b>23-0079</b>	DF2564	<b>23-0260</b>	DF2714	<b>23-0480</b>	DF2806BP	<b>23-0468C</b>
DF1578	<b>23-0086</b>	DF1727	<b>23-0083</b>	DF2566	<b>23-0369</b>	DF2715	<b>23-0337</b>	DF2808	<b>23-0401</b>
DF1581	<b>23-0124</b>	DF1732	<b>23-0106</b>	DF2570	<b>23-0280</b>	DF2716	<b>23-0338</b>	DF2809	<b>23-0507</b>
DF1581BP	<b>23-0124</b>	DF1733	<b>23-0160</b>	DF2571	<b>23-0274</b>	DF2716BP	<b>23-0338</b>	DF2810	<b>23-0484</b>
DF1583	<b>23-0104</b>	DF1734	<b>23-0202</b>	DF2572	<b>23-0275</b>	DF2717	<b>23-0235</b>	DF2812	<b>23-0508C</b>
DF1583BP	<b>23-0104</b>	DF1736	<b>23-0157</b>	DF2573BP	<b>23-0269</b>	DF2717BP	<b>23-0235</b>	DF2812	<b>23-0753C</b>
DF1584	<b>23-0103</b>	DF1739	<b>23-0368</b>	DF2575	<b>23-0406</b>	DF2719	<b>23-0276</b>	DF2813	<b>23-0485C</b>
DF1584BP	<b>23-0103</b>	DF1740	<b>23-0232</b>	DF2576	<b>23-0282</b>	DF2720	<b>23-0446</b>	DF2814	<b>23-0211</b>
DF1585	<b>23-0167</b>	DF1742	<b>23-0184</b>	DF2577	<b>23-0670</b>	DF2721	<b>23-0340</b>	DF2815	<b>23-0486</b>
DF1585BP	<b>23-0167</b>	DF1743	<b>23-0240</b>	DF2581	<b>23-0271</b>	DF2722	<b>23-0341</b>	DF2815BP	<b>23-0486</b>
DF1586	<b>23-0520</b>	DF1744	<b>23-0192</b>	DF2582	<b>23-0303</b>	DF2725	<b>23-0659</b>	DF3012	<b>23-0290</b>
DF1593	<b>23-0293</b>	DF1745	<b>23-0232</b>	DF2583	<b>23-0296</b>	DF2728	<b>23-0339</b>	DF3018	<b>23-0660</b>
DF1594	<b>23-0300</b>	DF1747	<b>23-0179</b>	DF2586	<b>23-0549</b>	DF2729	<b>23-0385</b>	DF3021	<b>23-0344</b>
DF1595	<b>23-0299</b>	DF1748	<b>23-0205</b>	DF2588	<b>23-0590</b>	DF2730	<b>23-0392</b>	DF3032	<b>23-0691</b>
DF1596	<b>23-0437</b>	DF1748BP	<b>23-0205</b>	DF2590	<b>23-0248</b>	DF2734	<b>23-0407</b>	DF3037	<b>23-0289</b>
DF1597	<b>23-0400</b>	DF1749	<b>23-0183</b>	DF2591	<b>23-0249</b>	DF2738	<b>23-0710</b>	DF3044	<b>23-0251</b>
DF1598	<b>23-0320</b>	DF1751	<b>23-0106</b>	DF2591BP	<b>23-0249</b>	DF2741	<b>23-0758</b>	DF3044BP	<b>23-0281</b>
DF1599	<b>23-0419</b>	DF1757	<b>23-0298</b>	DF2592	<b>23-0633</b>	DF2742	<b>23-0447</b>	DF3049	<b>23-0351</b>
DF1600	<b>23-0021</b>	DF1758	<b>23-0342</b>	DF2593	<b>23-0699</b>	DF2748	<b>23-0294</b>	DF3084	<b>23-0497</b>
DF1601	<b>23-0022</b>	DF1763	<b>23-0241</b>	DF2594	<b>23-0414</b>	DF2751	<b>23-0498</b>	DF3089	<b>23-0617</b>
DF1607	<b>23-0071</b>	DF1769	<b>23-0367</b>	DF2595	<b>23-0413</b>	DF2752	<b>23-0377</b>	DF3092	<b>23-0671</b>
DF1607BP	<b>23-0071</b>	DF1780	<b>23-0063</b>	DF2596	<b>23-0521</b>	DF2752BP	<b>23-0377</b>	DF3093	<b>23-0256</b>
DF1608	<b>23-0080</b>	DF1788	<b>23-0128</b>	DF2597	<b>23-0329</b>	DF2753	<b>23-0169</b>	DF3095	<b>23-0493</b>
DF1609	<b>23-0096</b>	DF1790	<b>23-0193</b>	DF2597BP	<b>23-0329</b>	DF2754	<b>23-0402</b>	DF3095BP	<b>23-0493</b>
DF1609BP	<b>23-0096</b>	DF1791	<b>23-0156</b>	DF2598	<b>23-0233</b>	DF2754BP	<b>23-0402</b>	DF3101	<b>23-0363</b>
DF1612	<b>23-0195</b>	DF1791BP	<b>23-0156</b>	DF2599	<b>23-0234</b>	DF2755	<b>23-0371</b>	DF3106	<b>23-0757</b>
DF1613	<b>23-0196</b>	DF1802	<b>23-0359</b>	DF2601	<b>23-0330</b>	DF2755BP	<b>23-0371</b>	DF3109	<b>23-0650</b>
DF1613BP	<b>23-0196</b>	DF1803	<b>23-0237</b>	DF2601BP	<b>23-0330</b>	DF2757BP	<b>23-0277C</b>	DF3112	<b>23-0449</b>
DF1614	<b>23-0194</b>	DF1807	<b>23-0268</b>	DF2602S	<b>23-0703C</b>	DF2758	<b>23-0448</b>	DF3118	<b>23-0463</b>
DF1614BP	<b>23-0194</b>	DF1807BP	<b>23-0268</b>	DF2607	<b>23-0346</b>	DF2759	<b>23-0387</b>	DF3165	<b>23-0501</b>

CROSS REFERENCES LIST



Ad. OE	METELLI ref.	Ad. OE	METELLI ref.	Ad. OE	METELLI ref.	Ad. OE	METELLI ref.	Ad. OE	METELLI ref.
<b>TRW</b>		DF4165BP	<b>23-0604</b>	DF4287	<b>23-0592</b>	DF4458BP	<b>23-0926</b>	GDB1025	<b>22-0233-0</b>
		DF4166BP	<b>23-0518C</b>	DF4291	<b>23-0843</b>	DF4459	<b>23-0870</b>	GDB1026	<b>22-0471-0</b>
		DF4169	<b>23-0545</b>	DF4293	<b>23-0608</b>	DF4459BP	<b>23-0870</b>	GDB1027	<b>22-0302-0</b>
DF4004	<b>23-0267</b>	DF4170	<b>23-0696C</b>	DF4294	<b>23-0733</b>	DF4460	<b>23-0872</b>	GDB1028	<b>22-0388-0</b>
DF4004BP	<b>23-0267</b>	DF4179	<b>23-0676</b>	DF4295	<b>23-0745C</b>	DF4461S	<b>23-0873</b>	GDB1029	<b>22-0197-0</b>
DF4006	<b>23-0661</b>	DF4180	<b>23-0386C</b>	DF4300BP	<b>23-0260</b>	DF4469BP	<b>23-0834</b>	GDB1030	<b>22-0142-0</b>
DF4016	<b>23-0254</b>	DF4180	<b>23-0701C</b>	DF4301BP	<b>23-0309</b>	DF4470	<b>23-0867</b>	GDB1031	<b>22-0060-1</b>
DF4018	<b>23-0456</b>	DF4183	<b>23-0566</b>	DF4304S	<b>23-0882</b>	DF4471S	<b>23-0937</b>	GDB1033	<b>22-0037-1</b>
DF4019	<b>23-0457</b>	DF4184	<b>23-0555</b>	DF4305S	<b>23-0876</b>	DF4474	<b>23-0768</b>	GDB1034	<b>22-0095-1K</b>
DF4020	<b>23-0504</b>	DF4185	<b>23-0567</b>	DF4308S	<b>23-0773C</b>	DF4475	<b>23-0860</b>	GDB1035	<b>22-0095-1K</b>
DF4021	<b>23-0478</b>	DF4186BP	<b>23-0748C</b>	DF4309S	<b>23-0727</b>	DF4476	<b>23-0861</b>	GDB1036	<b>22-0231-1</b>
DF4022	<b>23-0505</b>	DF4187S	<b>23-0784C</b>	DF4312	<b>23-0728</b>	DF4477	<b>23-0862</b>	GDB1037	<b>22-0394-0</b>
DF4024	<b>23-0250</b>	DF4188	<b>23-0783C</b>	DF4314	<b>23-0685</b>	DF4478S	<b>23-0906</b>	GDB1039	<b>22-0099-1</b>
DF4025	<b>23-0472</b>	DF4189	<b>23-0782C</b>	DF4322	<b>23-0759</b>	DF4479	<b>23-0863</b>	GDB1040	<b>22-0077-0</b>
DF4026BP	<b>23-0531C</b>	DF4192	<b>23-0594</b>	DF4323	<b>23-0736</b>	DF4480	<b>23-0971</b>	GDB1041	<b>22-0165-0</b>
DF4027	<b>23-0365</b>	DF4195	<b>23-0769C</b>	DF4328	<b>23-0901</b>	DF4481	<b>23-0731</b>	GDB1042	<b>22-0755-0</b>
DF4028	<b>23-0503</b>	DF4197	<b>23-0666C</b>	DF4335	<b>23-0636</b>	DF4484	<b>23-0972</b>	GDB1043	<b>22-0280-0</b>
DF4029	<b>23-0502</b>	DF4198	<b>23-0667C</b>	DF4339	<b>23-0847C</b>	DF4486	<b>23-0958</b>	GDB1044	<b>22-0050-2</b>
DF4032	<b>23-0652</b>	DF4200	<b>23-0610</b>	DF4340S	<b>23-0974</b>	DF4487	<b>23-0883</b>	GDB1045	<b>22-0076-0</b>
DF4034	<b>23-0470</b>	DF4202	<b>23-0643</b>	DF4349S	<b>23-0853C</b>	DF4494	<b>23-0968</b>	GDB1048	<b>22-0050-0</b>
DF4035	<b>23-0469</b>	DF4203	<b>23-0644</b>	DF4350S	<b>23-0851</b>	DF4496	<b>23-0955</b>	GDB1049	<b>22-0181-0</b>
DF4036	<b>23-0476</b>	DF4209S	<b>23-0737C</b>	DF4351	<b>23-0795</b>	DF4550	<b>23-0689</b>	GDB105	<b>22-0001-1</b>
DF4036BP	<b>23-0476</b>	DF4211	<b>23-0749C</b>	DF4356	<b>23-0712</b>	DF4554	<b>23-0781</b>	GDB1050	<b>22-0048-0</b>
DF4037	<b>23-0496</b>	DF4212	<b>23-0519C</b>	DF4357	<b>23-0762</b>	DF4558	<b>23-0852</b>	GDB1052	<b>22-0072-2</b>
DF4038	<b>23-0807C</b>	DF4213	<b>23-0785</b>	DF4358S	<b>23-0916</b>	DF4560	<b>23-0969</b>	GDB1054	<b>22-0053-1</b>
DF4039	<b>23-0806C</b>	DF4213BP	<b>23-0785</b>	DF4359	<b>23-0809C</b>	DF4561	<b>23-0802</b>	GDB1055	<b>22-0100-1</b>
DF4042	<b>23-0490</b>	DF4214	<b>23-0566</b>	DF4360	<b>23-0815</b>	DF4695	<b>23-0868</b>	GDB1057	<b>22-0050-1</b>
DF4043	<b>23-0627</b>	DF4215	<b>23-0558</b>	DF4361	<b>23-0805</b>	DF4698	<b>23-0591</b>	GDB1058	<b>22-0072-1</b>
DF4045	<b>23-0378</b>	DF4216	<b>23-0714</b>	DF4362	<b>23-0794</b>	DF4704	<b>23-0623</b>	GDB1059	<b>22-0145-0</b>
DF4046	<b>23-0512</b>	DF4216BP	<b>23-0714</b>	DF4363	<b>23-0751</b>	DF4718	<b>23-0849C</b>	GDB106	<b>22-0001-0</b>
DF4047	<b>23-0657</b>	DF4217	<b>23-0702</b>	DF4364	<b>23-0641</b>	DF4731	<b>23-0846</b>	GDB1060	<b>22-0742-0</b>
DF4048	<b>23-0514</b>	DF4217BP	<b>23-0702</b>	DF4366	<b>23-0639</b>	DF4737	<b>23-0859</b>	GDB1061	<b>22-0172-0</b>
DF4050	<b>23-0488</b>	DF4218BP	<b>23-0683</b>	DF4367	<b>23-0640</b>	DF4740	<b>23-0857</b>	GDB1063	<b>22-0173-0</b>
DF4051	<b>23-0489</b>	DF4221	<b>23-0574</b>	DF4369	<b>23-0777</b>	DF4743	<b>23-0850</b>	GDB1064	<b>22-0122-1</b>
DF4051BP	<b>23-0489</b>	DF4222S	<b>23-0842C</b>	DF4371	<b>23-0829</b>	DF4745	<b>23-0797</b>	GDB1066	<b>22-0004-0</b>
DF4052	<b>23-0742</b>	DF4223	<b>23-0599</b>	DF4373	<b>23-0723</b>	DF4748S	<b>23-0793</b>	GDB1067	<b>22-0014-1</b>
DF4052BP	<b>23-0742</b>	DF4224	<b>23-0598</b>	DF4375	<b>23-0754</b>	DF4750	<b>23-0911</b>	GDB1068	<b>22-0070-0</b>
DF4053S	<b>23-0561C</b>	DF4225	<b>23-0568</b>	DF4376BP	<b>23-0839</b>	DF4752	<b>23-0912</b>	GDB1069	<b>22-0111-0</b>
DF4054	<b>23-0467</b>	DF4227BS	<b>23-0692</b>	DF4379	<b>23-0634</b>	DF4756	<b>23-0855C</b>	GDB107	<b>22-0086-0</b>
DF4055	<b>23-0515C</b>	DF4229	<b>23-0675</b>	DF4380	<b>23-0856</b>	DF4760S	<b>23-0876</b>	GDB1075	<b>22-0015-3</b>
DF4064	<b>23-0706C</b>	DF4230	<b>23-0678</b>	DF4381	<b>23-0864</b>	DF4762S	<b>23-0919</b>	GDB1077	<b>22-0111-0</b>
DF4065	<b>23-0695C</b>	DF4231	<b>23-0674</b>	DF4383	<b>23-0830</b>	DF4763S	<b>23-0920</b>	GDB1078	<b>22-0037-1</b>
DF4066	<b>23-0562</b>	DF4233	<b>23-0770C</b>	DF4384	<b>23-0729</b>	DF4764S	<b>23-0882</b>	GDB1079	<b>22-0037-3</b>
DF4069	<b>23-0704C</b>	DF4234	<b>23-0690</b>	DF4386	<b>23-0621</b>	DF4766	<b>23-0897</b>	GDB1080	<b>22-0195-0</b>
DF4069	<b>23-0950</b>	DF4234BP	<b>23-0690</b>	DF4387	<b>23-0845</b>	DF4770	<b>23-0952</b>	GDB1082	<b>22-0174-0</b>
DF4070	<b>23-0791</b>	DF4236	<b>23-0569</b>	DF4392S	<b>23-0752</b>	DF4776	<b>23-0875</b>	GDB1084	<b>22-0194-0</b>
DF4075	<b>23-0464</b>	DF4236BP	<b>23-0569</b>	DF4393	<b>23-0831</b>	DF4785	<b>23-0941</b>	GDB1085	<b>22-0184-1</b>
DF4081	<b>23-0461</b>	DF4238	<b>23-0560C</b>	DF4395	<b>23-0776</b>	DF4796	<b>23-0835</b>	GDB1087	<b>22-0106-0</b>
DF4081BP	<b>23-0461</b>	DF4240	<b>23-0672</b>	DF4402	<b>23-0612</b>	DF4799	<b>23-0940</b>	GDB1092	<b>22-0164-0</b>
DF4088	<b>23-0492</b>	DF4240BP	<b>23-0672</b>	DF4404	<b>23-0635</b>	DF4800	<b>23-0947</b>	GDB1093	<b>22-0177-0</b>
DF4089	<b>23-0645</b>	DF4245	<b>23-0732</b>	DF4405	<b>23-0962</b>	DF4801	<b>23-0929</b>	GDB1094	<b>22-0158-0</b>
DF4089BPS	<b>23-0645</b>	DF4246	<b>23-0826</b>	DF4407	<b>23-0761</b>	DF4802	<b>23-0871</b>	GDB1095	<b>22-0074-0</b>
DF4102	<b>23-0596</b>	DF4248BPS	<b>23-0693C</b>	DF4408	<b>23-0927</b>	DF4803	<b>23-0931</b>	GDB1096	<b>22-0239-0</b>
DF4110	<b>23-0517</b>	DF4249BPS	<b>23-0532</b>	DF4409	<b>23-0788</b>	DF4805	<b>23-0938</b>	GDB1098	<b>22-0122-2K</b>
DF4111	<b>23-0499</b>	DF4249S	<b>23-0532</b>	DF4414BS	<b>23-0804</b>	DF4806	<b>23-0944</b>	GDB1099	<b>22-0137-0</b>
DF4112	<b>23-0552</b>	DF4253BP	<b>23-0614</b>	DF4415S	<b>23-0854</b>	DF4807S	<b>23-0986</b>	GDB1100	<b>22-0124-0</b>
DF4119	<b>23-0619</b>	DF4256	<b>23-0554</b>	DF4416	<b>23-0970</b>	DF4808	<b>23-0979</b>	GDB1101	<b>22-0144-0</b>
DF4122	<b>23-0713</b>	DF4257	<b>23-0615</b>	DF4419	<b>23-0738</b>	DF4810	<b>23-0945</b>	GDB1102	<b>22-0157-0</b>
DF4123	<b>23-0597</b>	DF4257BP	<b>23-0615</b>	DF4426	<b>23-0825</b>	DF4811	<b>23-0977</b>	GDB1103	<b>22-0011-2</b>
DF4125S	<b>23-0707C</b>	DF4258S	<b>23-0705C</b>	DF4433	<b>23-0793</b>	DF4817S	<b>23-0899</b>	GDB1104	<b>22-0156-0</b>
DF4126	<b>23-0774C</b>	DF4259BPS	<b>23-0673</b>	DF4434	<b>23-0865</b>	DF4820S	<b>23-0898</b>	GDB1105	<b>22-0154-0</b>
DF4130	<b>23-0583</b>	DF4260S	<b>23-0673</b>	DF4436	<b>23-0525C</b>	GDB100	<b>22-0078-1</b>	GDB1106	<b>22-0155-0</b>
DF4131	<b>23-0603</b>	DF4261BP	<b>23-0600C</b>	DF4438	<b>23-0959</b>	GDB1002	<b>22-0493-0</b>	GDB1107	<b>22-0146-0</b>
DF4132	<b>23-0594</b>	DF4261BP	<b>23-0601</b>	DF4439	<b>23-0790</b>	GDB1003	<b>22-0404-0</b>	GDB1108	<b>22-0146-1</b>
DF4134BP	<b>23-0522</b>	DF4262S	<b>23-0726C</b>	DF4441	<b>23-0803</b>	GDB1004	<b>22-0034-1</b>	GDB1109	<b>22-0178-0</b>
DF4135	<b>23-0538</b>	DF4263	<b>23-0624C</b>	DF4442	<b>23-0622</b>	GDB1005	<b>22-0179-0</b>	GDB1111	<b>22-0139-0</b>
DF4141	<b>23-0557</b>	DF4265	<b>23-0681C</b>	DF4443	<b>23-0593</b>	GDB1006	<b>22-0413-0</b>	GDB1112	<b>22-0143-0K</b>
DF4141BP	<b>23-0557</b>	DF4266	<b>23-0609</b>	DF4445	<b>23-0772</b>	GDB1007	<b>22-0494-0</b>	GDB1113	<b>22-0198-0</b>
DF4142	<b>23-0563</b>	DF4267	<b>23-0641</b>	DF4445S	<b>23-0772</b>	GDB1008	<b>22-0190-1</b>	GDB1114	<b>22-0055-0</b>
DF4147	<b>23-0684</b>	DF4270	<b>23-0625</b>	DF4446	<b>23-0771</b>	GDB1009	<b>22-0304-0</b>	GDB1115	<b>22-0159-0</b>
DF4147BP	<b>23-0684</b>	DF4271	<b>23-0725</b>	DF4447	<b>23-0810</b>	GDB101	<b>22-0003-0</b>	GDB1117	<b>22-0072-1</b>
DF4149S	<b>23-0524C</b>	DF4272	<b>23-0584</b>	DF4448	<b>23-0817</b>	GDB1012	<b>22-0246-1</b>	GDB112	<b>22-0015-0</b>
DF4150	<b>23-0700C</b>	DF4273BPS	<b>23-0844</b>	DF4449BP	<b>23-0811</b>	GDB1013	<b>22-0487-0</b>	GDB1121	<b>22-0100-0</b>
DF4151	<b>23-0582</b>	DF4274BPS	<b>23-0722</b>	DF4450	<b>23-0818</b>	GDB1014	<b>22-0402-0</b>	GDB1123	<b>22-0567-0</b>
DF4154	<b>23-0841</b>	DF4274BS	<b>23-0722</b>	DF4450BP	<b>23-0818</b>	GDB1015	<b>22-0193-1</b>	GDB1124	<b>22-0535-0</b>
DF4155	<b>23-0586</b>	DF4275	<b>23-0798</b>	DF4451	<b>23-0814</b>	GDB1017	<b>22-0107-1</b>	GDB1126	<b>22-0134-0</b>
DF4156	<b>23-0697</b>	DF4276	<b>23-0724</b>	DF4453	<b>23-0833</b>	GDB1018	<b>22-0408-0</b>	GDB1127	<b>22-0151-0</b>
DF4158	<b>23-0787</b>	DF4277	<b>23-0760</b>	DF4454BP	<b>23-0832</b>	GDB102	<b>22-0002-1</b>	GDB1128	<b>22-0224-0</b>
DF4161	<b>23-0801</b>	DF4281	<b>23-0869</b>	DF4455BP	<b>23-0575</b>	GDB1021	<b>22-0493-0</b>	GDB1129	<b>22-0221-0</b>
DF4163	<b>23-0717</b>	DF4283	<b>23-0789</b>	DF4456	<b>23-0932</b>	GDB1023	<b>22-0398-0</b>	GDB1130	<b>22-0566-0</b>
DF4165	<b>23-0604</b>	DF4284	<b>23-0682C</b>	DF4457	<b>23-0623</b>	GDB1024	<b>22-0196-0</b>	GDB1133	<b>22-0</b>

Ad. OE	METELLI ref.	Ad. OE	METELLI ref.	Ad. OE	METELLI ref.	Ad. OE	METELLI ref.	Ad. OE	METELLI ref.
<b>TRW</b>		GDB1244	<b>22-0356-0</b>	GDB1343	<b>22-0180-0</b>	GDB1431	<b>22-0288-2</b>	GDB1515	<b>22-0542-0</b>
		GDB1246	<b>22-0126-0</b>	GDB1344	<b>22-0261-0</b>	GDB1432	<b>22-0192-1</b>	GDB1516	<b>22-0554-2</b>
		GDB1247	<b>22-0285-0</b>	GDB1345	<b>22-0212-0</b>	GDB1433	<b>22-0565-0</b>	GDB1517	<b>22-0325-0</b>
GDB1134	<b>22-0101-0</b>	GDB1248	<b>22-0014-3</b>	GDB1346	<b>22-0275-0</b>	GDB1434	<b>22-0318-0</b>	GDB1518	<b>22-0326-0</b>
GDB1135	<b>22-0101-0</b>	GDB1250	<b>22-0009-2</b>	GDB1347	<b>22-0057-1</b>	GDB1435	<b>22-0319-0</b>	GDB1519	<b>22-0251-0</b>
GDB1136	<b>22-0723-0</b>	GDB1251	<b>22-0065-1</b>	GDB1348	<b>22-0260-0</b>	GDB1436	<b>22-0357-1</b>	GDB1520	<b>22-0324-1</b>
GDB1138	<b>22-0426-0</b>	GDB1252	<b>22-0003-3</b>	GDB1349	<b>22-0071-1</b>	GDB1437	<b>22-0215-1</b>	GDB1521	<b>22-0532-0</b>
GDB1139	<b>22-0223-0</b>	GDB1253	<b>22-0013-2</b>	GDB1350	<b>22-0258-0</b>	GDB1439	<b>22-0100-2</b>	GDB1522	<b>22-0038-2</b>
GDB114	<b>22-0032-1</b>	GDB1258	<b>22-0178-1K</b>	GDB1351	<b>22-0257-0</b>	GDB144	<b>22-0009-0</b>	GDB1524	<b>22-0544-0</b>
GDB1140	<b>22-0303-0</b>	GDB1259	<b>22-0214-0</b>	GDB1352	<b>22-0259-0</b>	GDB1440	<b>22-0279-1</b>	GDB1525	<b>22-0319-0</b>
GDB1141	<b>22-0488-0</b>	GDB126	<b>22-0229-0</b>	GDB1353	<b>22-0634-0</b>	GDB1441	<b>22-0220-0</b>	GDB1526	<b>22-0598-0</b>
GDB1142	<b>22-0167-0</b>	GDB1260	<b>22-0217-0</b>	GDB1354	<b>22-0317-0</b>	GDB1442	<b>22-0545-0</b>	GDB1527	<b>22-0560-0</b>
GDB1143	<b>22-0149-0</b>	GDB1261	<b>22-0559-0</b>	GDB1355	<b>22-0122-2</b>	GDB1443	<b>22-0274-2</b>	GDB1528	<b>22-0549-0</b>
GDB1145	<b>22-0166-0</b>	GDB1262	<b>22-0571-0</b>	GDB1356	<b>22-0139-1</b>	GDB1444	<b>22-0220-0</b>	GDB1529	<b>22-0771-0</b>
GDB1147	<b>22-0113-0</b>	GDB1263	<b>22-0311-0</b>	GDB1357	<b>22-0211-1</b>	GDB1445	<b>22-0083-0</b>	GDB1530	<b>22-0560-0</b>
GDB1148	<b>22-0072-3</b>	GDB1264	<b>22-0207-0</b>	GDB1358	<b>22-0291-0</b>	GDB1446	<b>22-0062-1</b>	GDB1531	<b>22-0207-3</b>
GDB1152	<b>22-0051-0</b>	GDB1265	<b>22-0210-0</b>	GDB1359	<b>22-0251-1</b>	GDB1447	<b>22-0330-0</b>	GDB1532	<b>22-0533-0</b>
GDB1153	<b>22-0218-0</b>	GDB1266	<b>22-0215-0</b>	GDB1360	<b>22-0100-2</b>	GDB1448	<b>22-0331-0</b>	GDB1533	<b>22-0273-2</b>
GDB1154	<b>22-0153-0</b>	GDB1267	<b>22-0100-1</b>	GDB1361	<b>22-0254-0</b>	GDB1449	<b>22-0332-0</b>	GDB1534	<b>22-0212-3</b>
GDB1155	<b>22-0351-0</b>	GDB1269	<b>22-0645-0</b>	GDB1362	<b>22-0083-1</b>	GDB1450	<b>22-0333-0</b>	GDB1535	<b>22-0604-0</b>
GDB1156	<b>22-0350-0</b>	GDB1270	<b>22-0222-0</b>	GDB1363	<b>22-0288-0</b>	GDB1452	<b>22-0352-0</b>	GDB1537	<b>22-0251-2</b>
GDB1157	<b>22-0289-0</b>	GDB1271	<b>22-0118-0</b>	GDB1364	<b>22-0082-1</b>	GDB1453	<b>22-0288-0</b>	GDB1538	<b>22-0550-0</b>
GDB1158	<b>22-0714-0</b>	GDB1274	<b>22-0206-0</b>	GDB1365	<b>22-0341-0</b>	GDB1454	<b>22-0563-0</b>	GDB1539	<b>22-0350-0</b>
GDB1159	<b>22-0182-0</b>	GDB1275	<b>22-0181-2</b>	GDB1366	<b>22-0215-2</b>	GDB1455	<b>22-0597-0</b>	GDB1540	<b>22-0335-0</b>
GDB1160	<b>22-0200-0</b>	GDB1276	<b>22-0192-1</b>	GDB1367	<b>22-0164-1</b>	GDB1456	<b>22-0570-1K</b>	GDB1542	<b>22-0562-0</b>
GDB1163	<b>22-0048-0</b>	GDB1277	<b>22-0037-5</b>	GDB1368	<b>22-0163-2</b>	GDB1457	<b>22-0564-0</b>	GDB1543	<b>22-0563-5</b>
GDB1164	<b>22-0138-0</b>	GDB1278	<b>22-0156-1</b>	GDB1369	<b>22-0346-1</b>	GDB1458	<b>22-0100-1</b>	GDB1545	<b>22-0343-0</b>
GDB1165	<b>22-0026-0</b>	GDB1279	<b>22-0060-2</b>	GDB1371	<b>22-0774-0</b>	GDB1459	<b>22-0550-1</b>	GDB1546	<b>22-0568-0</b>
GDB1166	<b>22-0128-0</b>	GDB1280	<b>22-0039-0</b>	GDB1372	<b>22-0100-1</b>	GDB1460	<b>22-0551-0</b>	GDB1547	<b>22-0653-0</b>
GDB1168	<b>22-0161-1</b>	GDB1281	<b>22-0050-4</b>	GDB1373	<b>22-0573-0</b>	GDB1461	<b>22-0536-0</b>	GDB1548	<b>22-0654-0</b>
GDB1169	<b>22-0691-1</b>	GDB1282	<b>22-0263-0</b>	GDB1374	<b>22-0307-0</b>	GDB1462	<b>22-0327-0</b>	GDB1549	<b>22-0655-0</b>
GDB1170	<b>22-0246-0</b>	GDB1283	<b>22-0255-0</b>	GDB1375	<b>22-0345-0</b>	GDB1463	<b>22-0327-0</b>	GDB1550	<b>22-0548-0</b>
GDB1172	<b>22-0193-0</b>	GDB1284	<b>22-0531-0</b>	GDB1376	<b>22-0181-1</b>	GDB1464	<b>22-0322-1</b>	GDB1551	<b>22-0553-0</b>
GDB1174	<b>22-0136-0</b>	GDB1286	<b>22-0401-0</b>	GDB1377	<b>22-0131-0</b>	GDB1465	<b>22-0120-0K</b>	GDB1552	<b>22-0544-0</b>
GDB1175	<b>22-0488-0</b>	GDB1287	<b>22-0211-0</b>	GDB1378	<b>22-0569-0</b>	GDB1466	<b>22-0338-0</b>	GDB1553	<b>22-0662-0</b>
GDB1176	<b>22-0399-0</b>	GDB1288	<b>22-0262-0</b>	GDB1379	<b>22-0570-0</b>	GDB1467	<b>22-0100-2</b>	GDB1554	<b>22-0549-1</b>
GDB1177	<b>22-0477-0</b>	GDB1289	<b>22-0192-0</b>	GDB138	<b>22-0440-0</b>	GDB1468	<b>22-0336-0</b>	GDB1555	<b>22-0552-0</b>
GDB1179	<b>22-0140-0</b>	GDB1290	<b>22-0082-0</b>	GDB1380	<b>22-0264-0</b>	GDB1469	<b>22-0337-0</b>	GDB1556	<b>22-0552-1</b>
GDB118	<b>22-0005-1</b>	GDB1291	<b>22-0079-0</b>	GDB1381	<b>22-0774-1</b>	GDB147	<b>22-0005-0</b>	GDB1557	<b>22-0554-0</b>
GDB1180	<b>22-0172-0</b>	GDB1292	<b>22-0310-0</b>	GDB1382	<b>22-0079-2</b>	GDB1470	<b>22-0546-0</b>	GDB1558	<b>22-0772-0</b>
GDB1181	<b>22-0227-0</b>	GDB1293	<b>22-0310-0</b>	GDB1383	<b>22-0274-2</b>	GDB1471	<b>22-0259-0</b>	GDB1559	<b>22-0557-0</b>
GDB1182	<b>22-0432-0</b>	GDB1294	<b>22-0215-1</b>	GDB1384	<b>22-0324-0</b>	GDB1472	<b>22-0547-1</b>	GDB156	<b>22-0084-0</b>
GDB1183	<b>22-0175-0</b>	gdb1295	<b>22-0217-1</b>	GDB1385	<b>22-0313-0</b>	GDB1473	<b>22-0349-0</b>	GDB1560	<b>22-0644-0</b>
GDB1185	<b>22-0759-0</b>	GDB1297	<b>22-0033-1</b>	GDB1386	<b>22-0211-2</b>	GDB1474	<b>22-0345-1</b>	GDB1561	<b>22-0556-0</b>
GDB1186	<b>22-0357-0</b>	GDB1299	<b>22-0159-1</b>	GDB1387	<b>22-0082-1</b>	GDB1475	<b>22-0100-4</b>	GDB1562	<b>22-0539-0</b>
GDB1187	<b>22-0358-0</b>	GDB1300	<b>22-0208-0</b>	GDB1388	<b>22-0309-0</b>	GDB1476	<b>22-0555-0</b>	GDB1563	<b>22-0327-0</b>
GDB1189	<b>22-0180-0</b>	GDB1301	<b>22-0290-0</b>	GDB1389	<b>22-0348-0</b>	GDB1477	<b>22-0556-0</b>	GDB1564	<b>22-0079-0</b>
GDB1190	<b>22-0425-0</b>	GDB1302	<b>22-0275-1</b>	GDB1391	<b>22-0263-1</b>	GDB1478	<b>22-0338-2</b>	GDB1565	<b>22-0599-0</b>
GDB1191	<b>22-0251-0</b>	GDB1304	<b>22-0560-0</b>	GDB1392	<b>22-0251-0</b>	GDB1479	<b>22-0635-0</b>	GDB1566	<b>22-0688-0</b>
GDB1192	<b>22-0205-1</b>	GDB1305	<b>22-0038-0</b>	GDB1393	<b>22-0273-1</b>	GDB148	<b>22-0005-5</b>	GDB1567	<b>22-0813-0</b>
GDB1193	<b>22-0213-0</b>	GDB1306	<b>22-0206-2</b>	GDB1395	<b>22-0658-0</b>	GDB1480	<b>22-0310-1</b>	GDB1568	<b>22-0391-0</b>
GDB1194	<b>22-0214-0</b>	GDB1307	<b>22-0181-3</b>	GDB1396	<b>22-0324-1</b>	GDB1481	<b>22-0565-0</b>	GDB1569	<b>22-0077-1</b>
GDB1195	<b>22-0281-0</b>	GDB1308	<b>22-0696-0</b>	GDB1399	<b>22-0572-0</b>	GDB1482	<b>22-0321-0</b>	GDB1570	<b>22-0340-0</b>
GDB1196	<b>22-0100-1</b>	GDB1309	<b>22-0697-0</b>	GDB140	<b>22-0007-0</b>	GDB1483	<b>22-0322-0</b>	GDB1571	<b>22-0543-0</b>
GDB1197	<b>22-0250-0</b>	GDB1310	<b>22-0048-0</b>	GDB1402	<b>22-0253-1</b>	GDB1484	<b>22-0577-0</b>	GDB1572	<b>22-0194-1</b>
GDB1198	<b>22-0216-0</b>	GDB1311	<b>22-0100-1</b>	GDB1403	<b>22-0181-4</b>	GDB1485	<b>22-0323-0</b>	GDB1573	<b>22-0195-1</b>
GDB1200	<b>22-0181-1</b>	GDB1312	<b>22-0215-1</b>	GDB1404	<b>22-0207-3</b>	GDB1486	<b>22-0082-1</b>	GDB1574	<b>22-0338-0</b>
GDB1203	<b>22-0069-0</b>	GDB1313	<b>22-0286-0</b>	GDB1405	<b>22-0142-2</b>	GDB1487	<b>22-0082-2</b>	GDB1577	<b>22-0207-5</b>
GDB1204	<b>22-0279-0</b>	GDB1314	<b>22-0347-0</b>	GDB1407	<b>22-0098-0</b>	GDB1488	<b>22-0314-0</b>	GDB1578	<b>22-0100-5</b>
GDB1205	<b>22-0219-0</b>	GDB1315	<b>22-0113-0</b>	GDB1408	<b>22-0574-0</b>	GDB1489	<b>22-0529-0</b>	GDB1579	<b>22-0321-1</b>
GDB1206	<b>22-0346-0</b>	GDB1317	<b>22-0216-0</b>	GDB1410	<b>22-0334-1</b>	GDB149	<b>22-0147-1</b>	GDB1580	<b>22-0143-1</b>
GDB1207	<b>22-0133-0</b>	GDB1318	<b>22-0667-1</b>	GDB1411	<b>22-0340-0</b>	GDB1490	<b>22-0704-0</b>	GDB1581	<b>22-0143-2</b>
GDB1208	<b>22-0094-1</b>	GDB1319	<b>22-0174-1</b>	GDB1412	<b>22-0541-0</b>	GDB1491	<b>22-0464-1</b>	GDB1582	<b>22-0327-0</b>
GDB1209	<b>22-0354-0</b>	GDB1321	<b>22-0253-0</b>	GDB1413	<b>22-0342-0</b>	GDB1492	<b>22-0540-0</b>	GDB1583	<b>22-0534-0</b>
GDB1212	<b>22-0083-0</b>	GDB1322	<b>22-0156-1</b>	GDB1414	<b>22-0547-0</b>	GDB1493	<b>22-0013-3</b>	GDB1584	<b>22-0216-1</b>
GDB1213	<b>22-0656-1</b>	GDB1324	<b>22-0346-1</b>	GDB1415	<b>22-0100-3</b>	GDB1494	<b>22-0165-1</b>	GDB1586	<b>22-0206-3</b>
GDB1214	<b>22-0121-0</b>	GDB1325	<b>22-0346-0</b>	GDB1416	<b>22-0100-1</b>	GDB1495	<b>22-0328-0</b>	GDB1587	<b>22-0100-1</b>
GDB1215	<b>22-0252-0</b>	GDB1326	<b>22-0346-2</b>	GDB1418	<b>22-0315-0</b>	GDB1496	<b>22-0329-0</b>	GDB1588	<b>22-0274-2</b>
GDB1216	<b>22-0105-0</b>	GDB1328	<b>22-0100-1</b>	GDB1419	<b>22-0316-0</b>	GDB1497	<b>22-0609-0</b>	GDB1589	<b>22-0638-0</b>
GDB1217	<b>22-0038-2</b>	GDB1330	<b>22-0100-1</b>	GDB142	<b>22-0008-0</b>	GDB1498	<b>22-0558-0</b>	GDB159	<b>22-0015-0</b>
GDB1218	<b>22-0206-1</b>	GDB1332	<b>22-0120-0</b>	GDB1420	<b>22-0339-0</b>	GDB1499	<b>22-0561-0</b>	GDB1590	<b>22-0321-0</b>
GDB1219	<b>22-0045-2K</b>	GDB1333	<b>22-0299-0</b>	GDB1421	<b>22-0344-0</b>	GDB1500	<b>22-0254-0</b>	GDB1591	<b>22-0322-1</b>
GDB1220	<b>22-0256-0</b>	GDB1334	<b>22-0344-0</b>	GDB1422	<b>22-0211-2</b>	GDB1501	<b>22-0313-1</b>	GDB1592	<b>22-0528-0</b>
GDB1221	<b>22-0088-0</b>	GDB1335	<b>22-0343-0</b>	GDB1423	<b>22-0214-0</b>	GDB1502	<b>22-0773-0</b>	GDB1593	<b>22-0528-0</b>
GDB1222	<b>22-0093-0</b>	GDB1336	<b>22-0334-0</b>	GDB1424	<b>22-0320-0</b>	GDB1503	<b>22-0530-0</b>	GDB1594	<b>22-0600-0</b>
GDB1223	<b>22-0030-1</b>	GDB1337	<b>22-0220-0</b>	GDB1425	<b>22-0154-1</b>	GDB1504	<b>22-0100-1</b>	GDB1595	<b>22-0601-0</b>
GDB1234	<b>22-0522-0</b>	GDB1338	<b>22-0083-0</b>	GDB1426	<b>22-0155-1</b>	GDB1508	<b>22-0554-1</b>	GDB1596	<b>22-0602-0</b>
GDB1236	<b>22-0356-1</b>	GDB1339	<b>22-0079-1</b>	GDB1427	<b>22-0083-0</b>	GDB1509	<b>22-0319-0</b>	GDB1597	



CROSS REFERENCES LIST



Ad. OE	METELLI ref.	Ad. OE	METELLI ref.	Ad. OE	METELLI ref.	Ad. OE	METELLI ref.	Ad. OE	METELLI ref.
TRW		GDB169	22-0486-0	GDB264	22-0011-1	GDB3176	22-0138-0	GDB3258	22-0365-0
		GDB1690	22-0800-0	GDB265	22-0046-0	GDB3177	22-0298-0	GDB3259	22-0188-0
		GDB1691	22-0675-3	GDB269	22-0015-4	GDB3178	22-0029-0	GDB3260	22-0514-0
GDB1603	22-0288-4	GDB1692	22-0801-0	GDB276	22-0025-0	GDB3179	22-0478-0	GDB3261	22-0374-0
GDB1604	22-0324-1	GDB1693	22-0668-0	GDB279	22-0015-2	GDB318	22-0066-0	GDB3262	22-0196-0
GDB1605	22-0548-1	GDB1694	22-0578-5	GDB280	22-0189-0	GDB3180	22-0277-0	GDB3263	22-0373-0
GDB1606	22-0651-0	GDB1695	22-0267-0	GDB284	22-0054-0	GDB3181	22-0193-1	GDB3264	22-0474-0
GDB1607	22-0549-3	GDB1696	22-0673-0	GDB288	22-0202-1	GDB3182	22-0136-0	GDB3265	22-0294-0
GDB1608	22-0288-1	GDB1697	22-0672-0	GDB290	22-0470-0	GDB3183	22-0116-0	GDB3266	22-0381-0
GDB1609	22-0212-7K	GDB1698	22-0671-0	GDB294	22-0092-0	GDB3184	22-0108-0	GDB3267	22-0174-0
GDB1610	22-0578-3K	GDB1699	22-0674-0	GDB295	22-0228-0	GDB3186	22-0464-1	GDB3268	22-0462-0
GDB1611	22-0664-0	GDB1700	22-0321-2	GDB296	22-0102-0	GDB3188	22-0298-0	GDB3269	22-0173-0
GDB1612	22-0641-0	GDB1701	22-0322-2	GDB297	22-0033-1	GDB3189	22-0463-0	GDB327	22-0037-0
GDB1613	22-0540-0	GDB1702	22-0559-0	GDB298	22-0091-0	GDB3190	22-0108-0	GDB3270	22-0397-0
GDB1614	22-0485-0	GDB1703	22-0709-0	GDB299	22-0070-1	GDB3191	22-0173-0	GDB3271	22-0123-0
GDB1615	22-0037-5	GDB1705	22-0675-4	GDB301	22-0094-0	GDB3192	22-0223-1	GDB3272	22-0489-0
GDB1616	22-0549-2	GDB1707	22-0528-1	GDB303	22-0034-0	GDB3193	22-0387-0	GDB3273	22-0405-0
GDB1617	22-0549-1	GDB1708	22-0780-0	GDB3034	22-0171-0	GDB3194	22-0302-1	GDB3274	22-0193-1
GDB1618	22-0656-0	GDB1709	22-0780-0	GDB3044	22-0483-0	GDB3195	22-0293-0	GDB3275	22-0436-0
GDB1620	22-0639-0	GDB1712	22-0768-0	GDB3045	22-0396-0	GDB3196	22-0298-0	GDB3276	22-0415-0
GDB1621	22-0337-1	GDB1713	22-0777-0	GDB3046	22-0221-1	GDB3197	22-0452-0	GDB3277	22-0429-0
GDB1622	22-0553-0	GDB1714	22-0705-0	GDB3058	22-0754-0	GDB3198	22-0453-0	GDB3278	22-0752-0
GDB1623	22-0327-0	GDB1715	22-0778-0	GDB306	22-0492-0	GDB3199	22-0483-0	GDB3279	22-0431-0
GDB1624	22-0322-1	GDB1716	22-0779-0	GDB3068	22-0410-0	GDB3200	22-0134-0	GDB328	22-0036-2
GDB1625	22-0640-0	GDB1718	22-0707-0	GDB3071	22-0379-0	GDB3201	22-0297-0	GDB3280	22-0432-0
GDB1626	22-0642-0	GDB1719	22-0707-0	GDB308	22-0036-1	GDB3202	22-0026-0	GDB3282	22-0365-0
GDB1628	22-0647-0	GDB172	22-0005-4	GDB3086	22-0281-0	GDB3203	22-0372-0	GDB3283	22-0188-0
GDB1629	22-0646-0	GDB1720	22-0653-0	GDB3088	22-0302-1	GDB3204	22-0442-0	GDB3284	22-0365-0
GDB1630	22-0646-0	GDB1722	22-0660-0	GDB3089	22-0366-0	GDB3205	22-0295-0	GDB3285	22-0512-0
GDB1631	22-0693-0	GDB1723	22-0679-0	GDB3091	22-0248-0	GDB3206	22-0196-0	GDB3286	22-0616-0
GDB1632	22-0694-0	GDB1724	22-0680-0	GDB3092	22-0199-0	GDB3207	22-0149-0	GDB3287	22-0481-0
GDB1633	22-0637-0	GDB1725	22-0681-0	GDB3094	22-0460-0	GDB3208	22-0304-0	GDB3288	22-0446-0
GDB1634	22-0120-0	GDB1726	22-0770-0	GDB3096	22-0127-0	GDB3209	22-0223-1	GDB3289	22-0447-0
GDB1635	22-0120-0	GDB1727	22-0644-0	GDB3101	22-0188-0	GDB3210	22-0097-0	GDB329	22-0308-0
GDB1636	22-0530-1	GDB1729	22-0558-6	GDB3103	22-0472-0	GDB3211	22-0188-0	GDB3290	22-0437-0
GDB1637	22-0706-0	GDB173	22-0021-0	GDB3107	22-0740-0	GDB3212	22-0138-0	GDB3291	22-0464-0
GDB1638	22-0706-0	GDB1730	22-0644-4	GDB3108	22-0367-0	GDB3213	22-0129-0	GDB3292	22-0337-0
GDB1639	22-0535-0	GDB1732	22-0780-0	GDB3109	22-0433-0	GDB3214	22-0382-0	GDB3293	22-0406-0
GDB164	22-0017-0	GDB1733	22-0669-0	GDB311	22-0043-0	GDB3215	22-0418-0	GDB3294	22-0612-0
GDB1642	22-0670-0	GDB1736	22-0665-0	GDB3110	22-0432-0	GDB3216	22-0294-0	GDB3295	22-0406-0
GDB1643	22-0568-1	GDB1737	22-0775-2	GDB3111	22-0193-1	GDB3217	22-0296-0	GDB3295	22-0406-1
GDB1644	22-0251-4	GDB1738	22-0666-0	GDB3113	22-0176-0	GDB3218	22-0292-0	GDB3296	22-0507-0
GDB1645	22-0288-4	GDB1740	22-0712-0	GDB3114	22-0277-0	GDB3219	22-0459-0	GDB3297	22-0364-0
GDB1646	22-0324-1	GDB1741	22-0708-0	GDB3115	22-0403-0	GDB3220	22-0381-0	GDB3298	22-0365-0
GDB1647	22-0703-0	GDB1742	22-0657-0	GDB3116	22-0117-0	GDB3221	22-0419-0	GDB3299	22-0506-0
GDB1648	22-0288-0	GDB1743	22-0695-0	GDB3117	22-0497-0	GDB3222	22-0407-0	GDB3300	22-0149-0
GDB1649	22-0704-0	GDB1745	22-0159-2	GDB3123	22-0375-0	GDB3223	22-0414-0	GDB3301	22-0374-0
GDB165	22-0085-0	GDB1746	22-0321-0	GDB3124	22-0306-0	GDB3225	22-0445-0	GDB3302	22-0607-0
GDB1650	22-0704-0	GDB1747	22-0671-1	GDB3126	22-0378-0	GDB3226	22-0757-0	GDB3303	22-0608-0
GDB1651	22-0552-2	GDB1748	22-0711-0	GDB3129	22-0393-0	GDB3227	22-0464-0	GDB3306	22-0166-0
GDB1652	22-0655-1	GDB1749	22-0802-0	GDB313	22-0036-0	GDB323	22-0108-0	GDB3307	22-0413-0
GDB1653	22-0655-0	GDB175	22-0461-0	GDB3132	22-0249-0	GDB3230	22-0473-0	GDB3308	22-0501-0
GDB1654	22-0321-0	GDB1750	22-0322-1	GDB3133	22-0224-0	GDB3231	22-0302-1	GDB3309	22-0475-0
GDB1655	22-0322-0	GDB1753	22-0609-0	GDB3134	22-0368-0	GDB3232	22-0363-0	GDB3310	22-0476-0
GDB1656	22-0705-0	GDB1760	22-0338-1	GDB3135	22-0520-0	GDB3233	22-0758-0	GDB3311	22-0302-1
GDB1657	22-0540-0	GDB1761	22-0804-0	GDB3136	22-0412-0	GDB3234	22-0438-0	GDB3312	22-0406-1
GDB1658	22-0211-2	GDB1762	22-0675-2	GDB3143	22-0362-0	GDB3235	22-0756-0	GDB3313	22-0198-0
GDB1659	22-0549-1	GDB1763	22-0806-0	GDB3145	22-0377-0	GDB3236	22-0415-0	GDB3314	22-0751-0
GDB1662	22-0557-5	GDB1765	22-0776-0	GDB3147	22-0149-0	GDB3237	22-0417-0	GDB3315	22-0427-0
GDB1663	22-0601-0	GDB1766	22-0769-0	GDB3148	22-0174-1	GDB3238	22-0479-0	GDB3316	22-0614-0
GDB1665	22-0677-0	GDB178	22-0300-0	GDB3152	22-0429-0	GDB3239	22-0484-0	GDB3317	22-0423-0
GDB1666	22-0354-1	GDB190	22-0490-0	GDB3154	22-0173-0	GDB324	22-0469-0	GDB3318	22-0734-0
GDB1667	22-0669-0	GDB194	22-0480-0	GDB3157	22-0456-0	GDB3240	22-0462-0	GDB3319	22-0393-0
GDB1668	22-0539-0	GDB197	22-0245-0	GDB3160	22-0176-1	GDB3241	22-0376-0	GDB332	22-0019-0
GDB1669	22-0322-1	GDB198	22-0468-0	GDB3161	22-0244-0	GDB3242	22-0423-0	GDB3320	22-0458-0
GDB1670	22-0659-0	GDB199	22-0044-0	GDB3162	22-0357-0	GDB3243	22-0424-0	GDB3321	22-0395-0
GDB1671	22-0661-1	GDB211	22-0498-0	GDB3163	22-0287-0	GDB3244	22-0364-0	GDB3324	22-0421-0
GDB1672	22-0661-0	GDB213	22-0245-1	GDB3164	22-0161-0	GDB3245	22-0512-0	GDB3325	22-0606-0
GDB1673	22-0702-0	GDB216	22-0425-0	GDB3165	22-0361-0	GDB3246	22-0399-0	GDB3326	22-0477-0
GDB1676	22-0322-1	GDB233	22-0457-0	GDB3166	22-0240-0	GDB3247	22-0400-0	GDB3327	22-0306-1
GDB1677	22-0327-0	GDB234	22-0234-0	GDB3167	22-0406-0	GDB3248	22-0443-0	GDB3328	22-0500-0
GDB1678	22-0639-0	GDB238	22-0029-1	GDB3167	22-0406-1	GDB3249	22-0428-0	GDB3329	22-0161-2
GDB1679	22-0767-1	GDB240	22-0003-2	GDB3168	22-0305-0	GDB325	22-0247-1	GDB3330	22-0508-0
GDB1681	22-0708-0	GDB242	22-0011-0	GDB3169	22-0188-1	GDB3250	22-0435-0	GDB3331	22-0081-1
GDB1682	22-0710-0	GDB243	22-0186-0	GDB317	22-0014-0	GDB3251	22-0430-0	GDB3332	22-0485-0
GDB1683	22-0675-0	GDB251	22-0110-0	GDB3170	22-0362-0	GDB3252	22-0196-0	GDB3333	22-0750-0
GDB1684	22-0599-1	GDB252	22-0467-0	GDB3171	22-0294-0	GDB3253	22-0301-0	GDB3334	22-0449-0
GDB1685	22-0676-0	GDB254	22-0087-0	GDB3172	22-0369-0	GDB3254	22-0477-0	GDB3335	22-0448-0
GDB1686	22-0540-0	GDB255	22-0029-0	GDB3173	22-0371-0	GDB3255	22-0477-0	GDB3336	22-0450-0
GDB1687	22-0335-1	GDB262	22-0531-0	GDB3174	22-0176-1	GDB3256	22-0188-0	GDB3337	22-0451-0
GDB1689	22-0549-4	GDB263	22-0284-0	GDB3175	22-0173-0	GDB3257	22-0364-0	GDB3338	22-0618-0

Ad. OE	METELLI ref.	Ad. OE	METELLI ref.	Ad. OE	METELLI ref.	Ad. OE	METELLI ref.	Ad. OE	METELLI ref.
<b>TRW</b>		GDB3420	<b>22-0724-0</b>	GDB400	<b>22-0120-0K</b>	GDB5068	<b>22-0268-0</b>	GDB818	<b>22-0061-0</b>
		GDB3421	<b>22-0725-0</b>	GDB4006	<b>22-0713-0</b>	GDB5069	<b>22-0582-0</b>	GDB820	<b>22-0042-0K</b>
		GDB3422	<b>22-0503-0</b>	GDB4010	<b>22-0683-0</b>	GDB5071	<b>22-0588-0</b>	GDB823	<b>22-0100-0</b>
GDB3339	<b>22-0619-0</b>	GDB3424	<b>22-0748-0</b>	GDB4016	<b>22-0355-0</b>	GDB5072	<b>22-0584-0</b>	GDB826	<b>22-0148-0</b>
GDB3340	<b>22-0611-0</b>	GDB3425	<b>22-0747-0</b>	GDB403	<b>22-0024-1</b>	GDB5073	<b>22-0583-0</b>	GDB827	<b>22-0111-0</b>
GDB3341	<b>22-0737-0</b>	GDB3426	<b>22-0749-0</b>	GDB404	<b>22-0148-1</b>	GDB5082	<b>22-0603-0</b>	GDB828	<b>22-0243-0</b>
GDB3342	<b>22-0513-0</b>	GDB3427	<b>22-0798-0</b>	GDB405	<b>22-0012-0</b>	GDB5084	<b>22-0590-0</b>	GDB829	<b>22-0048-0</b>
GDB3343	<b>22-0515-0</b>	GDB3428	<b>22-0129-1</b>	GDB407	<b>22-0078-0</b>	GDB5085	<b>22-0593-0</b>	GDB833	<b>22-0059-0</b>
GDB3344	<b>22-0516-0</b>	GDB343	<b>22-0051-1</b>	GDB4079	<b>22-0388-0</b>	GDB5086	<b>22-0587-0</b>	GDB836	<b>22-0059-1</b>
GDB3345	<b>22-0509-0</b>	GDB3430	<b>22-0415-0</b>	GDB4084	<b>22-0143-0</b>	GDB5093	<b>22-0652-0</b>	GDB837	<b>22-0132-0</b>
GDB3346	<b>22-0510-0</b>	GDB3432	<b>22-0365-0</b>	GDB4087	<b>22-0416-0</b>	GDB5096	<b>22-0809-0</b>	GDB842	<b>22-0268-2K</b>
GDB3347	<b>22-0294-0</b>	GDB3433	<b>22-0631-0</b>	GDB4091	<b>22-0356-0</b>	GDB5100	<b>22-0807-0</b>	GDB848	<b>22-0123-0</b>
GDB3348	<b>22-0511-0</b>	GDB3434	<b>22-0377-0</b>	GDB4104	<b>22-0218-0</b>	GDB5102	<b>22-0808-0</b>	GDB850	<b>22-0042-0</b>
GDB3349	<b>22-0288-5</b>	GDB3435	<b>22-0791-0</b>	GDB4118	<b>22-0521-0</b>	GDB533	<b>22-0020-0</b>	GDB851	<b>22-0690-0</b>
GDB335	<b>22-0678-0</b>	GDB3436	<b>22-0136-0</b>	GDB4119	<b>22-0522-0</b>	GDB576	<b>22-0006-0</b>	GDB852	<b>22-0059-2</b>
GDB3350	<b>22-0739-0</b>	GDB3437	<b>22-0793-0</b>	GDB4120	<b>22-0525-0</b>	GDB585	<b>22-0089-0</b>	GDB854	<b>22-0148-0</b>
GDB3352	<b>22-0503-0</b>	GDB3438	<b>22-0173-1</b>	GDB4124	<b>22-0527-0</b>	GDB611	<b>22-0013-1</b>	GDB859	<b>22-0121-0</b>
GDB3353	<b>22-0479-0</b>	GDB3439	<b>22-0671-4</b>	GDB4125	<b>22-0715-0</b>	GDB624	<b>22-0022-0</b>	GDB862	<b>22-0162-0</b>
GDB3354	<b>22-0536-1</b>	GDB344	<b>22-0098-0</b>	GDB4126	<b>22-0524-0</b>	GDB628	<b>22-0024-0</b>	GDB863	<b>22-0024-0</b>
GDB3355	<b>22-0730-0</b>	GDB3440	<b>22-0578-7</b>	GDB4127	<b>22-0526-0</b>	GDB637	<b>22-0018-0</b>	GDB864	<b>22-0074-1</b>
GDB3356	<b>22-0732-0</b>	GDB3441	<b>22-0532-1</b>	GDB4128	<b>22-0523-0</b>	GDB648	<b>22-0010-0</b>	GDB867	<b>22-0420-0</b>
GDB3357	<b>22-0733-0</b>	GDB3443	<b>22-0766-0</b>	GDB4129	<b>22-0623-0</b>	GDB654	<b>22-0027-0</b>	GDB869	<b>22-0425-0</b>
GDB3358	<b>22-0605-0</b>	GDB3445	<b>22-0789-0</b>	GDB4130	<b>22-0625-0</b>	GDB656	<b>22-0003-0</b>	GDB870	<b>22-0244-0</b>
GDB3359	<b>22-0415-0</b>	GDB3446	<b>22-0790-0</b>	GDB4133	<b>22-0626-0</b>	GDB657	<b>22-0026-0</b>	GDB877	<b>22-0444-0</b>
GDB336	<b>22-0052-1</b>	GDB3448	<b>22-0785-0</b>	GDB4134	<b>22-0717-0</b>	GDB660	<b>22-0023-0</b>	GDB878	<b>22-0422-0</b>
GDB3360	<b>22-0633-0</b>	GDB3449	<b>22-0786-0</b>	GDB4135	<b>22-0718-0</b>	GDB663	<b>22-0010-1</b>	GDB882	<b>22-0230-1</b>
GDB3361	<b>22-0407-0</b>	GDB345	<b>22-0265-0</b>	GDB4136	<b>22-0719-0</b>	GDB668	<b>22-0080-0</b>	GDB883	<b>22-0168-0</b>
GDB3363	<b>22-0339-1</b>	GDB3450	<b>22-0513-0</b>	GDB4137	<b>22-0720-0</b>	GDB693	<b>22-0023-1</b>	GDB884	<b>22-0169-0</b>
GDB3364	<b>22-0454-0</b>	GDB3451	<b>22-0725-0</b>	GDB4138	<b>22-0682-0</b>	GDB695	<b>22-0031-0</b>	GDB885	<b>22-0116-0</b>
GDB3365	<b>22-0518-0</b>	GDB3452	<b>22-0515-0</b>	GDB4140	<b>22-0716-0</b>	GDB698	<b>22-0030-0</b>	GDB886	<b>22-0240-0</b>
GDB3366	<b>22-0519-0</b>	GDB3454	<b>22-0746-0</b>	GDB417	<b>22-0026-1</b>	GDB729	<b>22-0115-0</b>	GDB887	<b>22-0390-0</b>
GDB3367	<b>22-0630-0</b>	GDB3456	<b>22-0451-0</b>	GDB422	<b>22-0026-2</b>	GDB730	<b>22-0383-0</b>	GDB893	<b>22-0081-1</b>
GDB3368	<b>22-0362-0</b>	GDB3457	<b>22-0316-1</b>	GDB425	<b>22-0142-1</b>	GDB731	<b>22-0230-0</b>	GDB894	<b>22-0384-0</b>
GDB3369	<b>22-0629-0</b>	GDB3458	<b>22-0556-1</b>	GDB428	<b>22-0191-0</b>	GDB733	<b>22-0225-0</b>	GDB895	<b>22-0188-0</b>
GDB3370	<b>22-0815-0</b>	GDB3459	<b>22-0745-0</b>	GDB429	<b>22-0269-0</b>	GDB735	<b>22-0386-0</b>	GDB896	<b>22-0505-0</b>
GDB3371	<b>22-0500-0</b>	GDB3460	<b>22-0820-0</b>	GDB430	<b>22-0148-2</b>	GDB736	<b>22-0201-0</b>	GDB897	<b>22-0071-0</b>
GDB3372	<b>22-0763-0</b>	GDB3461	<b>22-0783-0</b>	GDB440	<b>22-0039-1</b>	GDB737	<b>22-0232-1</b>	GDB899	<b>22-0411-0</b>
GDB3373	<b>22-0764-0</b>	GDB3462	<b>22-0784-0</b>	GDB442	<b>22-0131-0</b>	GDB744	<b>22-0491-0</b>	GDB900	<b>22-0065-0</b>
GDB3374	<b>22-0753-0</b>	GDB3464	<b>22-0432-0</b>	GDB443	<b>22-0089-1</b>	GDB745	<b>22-0409-0</b>	GDB901	<b>22-0104-1</b>
GDB3375	<b>22-0175-0</b>	GDB3465	<b>22-0633-0</b>	GDB446	<b>22-0049-0</b>	GDB746	<b>22-0474-0</b>	GDB902	<b>22-0040-1</b>
GDB3377	<b>22-0502-0</b>	GDB3466	<b>22-0731-0</b>	GDB447	<b>22-0058-1</b>	GDB747	<b>22-0110-0</b>	GDB903	<b>22-0096-0</b>
GDB3378	<b>22-0504-0</b>	GDB3467	<b>22-0792-0</b>	GDB453	<b>22-0269-2K</b>	GDB749	<b>22-0360-0</b>	GDB905	<b>22-0038-1</b>
GDB3379	<b>22-0617-0</b>	GDB3469	<b>22-0762-0</b>	GDB454	<b>22-0045-1K</b>	GDB750	<b>22-0054-2</b>	GDB906	<b>22-0060-0</b>
GDB3380	<b>22-0482-0</b>	GDB3470	<b>22-0413-0</b>	GDB457	<b>22-0030-2</b>	GDB759	<b>22-0016-2</b>	GDB908	<b>22-0005-0</b>
GDB3381	<b>22-0738-0</b>	GDB349	<b>22-0056-0</b>	GDB458	<b>22-0030-1</b>	GDB760	<b>22-0692-0</b>	GDB909	<b>22-0015-5</b>
GDB3382	<b>22-0519-0</b>	GDB350	<b>22-0054-1</b>	GDB459	<b>22-0045-0K</b>	GDB761	<b>22-0270-0K</b>	GDB910	<b>22-0003-4</b>
GDB3383	<b>22-0282-0</b>	GDB351	<b>22-0227-0</b>	GDB460	<b>22-0150-0</b>	GDB763	<b>22-0236-1</b>	GDB911	<b>22-0092-1</b>
GDB3385	<b>22-0578-0</b>	GDB352	<b>22-0109-0</b>	GDB463	<b>22-0047-0K</b>	GDB764	<b>22-0383-0</b>	GDB914	<b>22-0276-0</b>
GDB3386	<b>22-0503-0</b>	GDB353	<b>22-0040-0</b>	GDB464	<b>22-0053-0</b>	GDB765	<b>22-0190-0</b>	GDB915	<b>22-0275-0</b>
GDB3387	<b>22-0365-0</b>	GDB354	<b>22-0231-0</b>	GDB466	<b>22-0064-0</b>	GDB766	<b>22-0107-1</b>	GDB916	<b>22-0122-0</b>
GDB3388	<b>22-0622-0</b>	GDB355	<b>22-0114-0</b>	GDB469	<b>22-0062-0</b>	GDB768	<b>22-0359-0</b>	GDB917	<b>22-0125-0</b>
GDB3389	<b>22-0286-0</b>	GDB356	<b>22-0579-0</b>	GDB471	<b>22-0095-0K</b>	GDB769	<b>22-0234-0</b>	GDB925	<b>22-0237-1</b>
GDB3391	<b>22-0278-0</b>	GDB358	<b>22-0247-0</b>	GDB472	<b>22-0095-2</b>	GDB770	<b>22-0434-0</b>	GDB945	<b>22-0226-0</b>
GDB3392	<b>22-0819-0</b>	GDB359	<b>22-0028-0</b>	GDB473	<b>22-0039-0</b>	GDB773	<b>22-0370-0</b>	GDB948	<b>22-0111-2</b>
GDB3393	<b>22-0612-0</b>	GDB360	<b>22-0035-0</b>	GDB478	<b>22-0051-2</b>	GDB774	<b>22-0173-0</b>	GDB950	<b>22-0055-1</b>
GDB3394	<b>22-0495-0</b>	GDB362	<b>22-0003-1</b>	GDB479	<b>22-0689-0</b>	GDB775	<b>22-0170-0</b>	GDB951	<b>22-0117-0</b>
GDB3395	<b>22-0613-0</b>	GDB363	<b>22-0009-1</b>	GDB481	<b>22-0267-0</b>	GDB7763	<b>22-0821-0</b>	GDB952	<b>22-0141-0</b>
GDB3396	<b>22-0485-1</b>	GDB365	<b>22-0238-0</b>	GDB482	<b>22-0183-0</b>	GDB779	<b>22-0016-2</b>	GDB953	<b>22-0073-0</b>
GDB3397	<b>22-0618-0</b>	GDB366	<b>22-0380-0</b>	GDB483	<b>22-0072-0</b>	GDB780	<b>22-0466-0</b>	GDB954	<b>22-0441-0</b>
GDB3398	<b>22-0799-0</b>	GDB367	<b>22-0066-1</b>	GDB486	<b>22-0691-0</b>	GDB783	<b>22-0678-1</b>	GDB956	<b>22-0185-1</b>
GDB3399	<b>22-0761-0</b>	GDB368	<b>22-0362-0</b>	GDB493	<b>22-0235-0</b>	GDB784	<b>22-0237-0</b>	GDB957	<b>22-0538-0</b>
GDB340	<b>22-0678-0</b>	GDB371	<b>22-0094-2</b>	GDB496	<b>22-0174-0</b>	GDB785	<b>22-0112-0</b>	GDB958	<b>22-0057-2</b>
GDB3400	<b>22-0805-0</b>	GDB373	<b>22-0081-0</b>	GDB497	<b>22-0119-0</b>	GDB788	<b>22-0049-0</b>	GDB960	<b>22-0057-0</b>
GDB3401	<b>22-0607-0</b>	GDB374	<b>22-0103-0</b>	GDB499	<b>22-0170-1</b>	GDB789	<b>22-0016-5</b>	GDB962	<b>22-0667-0</b>
GDB3403	<b>22-0610-0</b>	GDB375	<b>22-0389-0</b>	GDB5000	<b>22-0586-0</b>	GDB790	<b>22-0049-2</b>	GDB969	<b>22-0209-0</b>
GDB3404	<b>22-0743-0</b>	GDB378	<b>22-0302-0</b>	GDB5005	<b>22-0269-3K</b>	GDB791	<b>22-0163-1</b>	GDB970	<b>22-0075-0</b>
GDB3405	<b>22-0744-0</b>	GDB380	<b>22-0241-0</b>	GDB5019	<b>22-0589-0</b>	GDB792	<b>22-0142-0</b>	GDB974	<b>22-0353-0</b>
GDB3406	<b>22-0735-0</b>	GDB381	<b>22-0499-0</b>	GDB5022	<b>22-0580-0</b>	GDB793	<b>22-0099-0</b>	GDB976	<b>22-0353-1</b>
GDB3407	<b>22-0728-0</b>	GDB382	<b>22-0416-0</b>	GDB5024	<b>22-0581-0</b>	GDB794	<b>22-0060-1</b>	GDB977	<b>22-0283-0</b>
GDB3408	<b>22-0729-0</b>	GDB383	<b>22-0097-0</b>	GDB5050	<b>22-0267-0</b>	GDB796	<b>22-0184-0</b>	GDB979	<b>22-0203-0</b>
GDB341	<b>22-0016-0</b>	GDB384	<b>22-0754-0</b>	GDB5051	<b>22-0272-0</b>	GDB797	<b>22-0129-0</b>	GDB980	<b>22-0239-0</b>
GDB3410	<b>22-0760-0</b>	GDB386	<b>22-0090-0</b>	GDB5052	<b>22-0272-1</b>	GDB798	<b>22-0067-0</b>	GDB981	<b>22-0068-0</b>
GDB3411	<b>22-0439-0</b>	GDB389	<b>22-0014-5</b>	GDB5053	<b>22-0579-0</b>	GDB799	<b>22-0441-0</b>	GDB982	<b>22-0402-0</b>
GDB3412	<b>22-0633-0</b>	GDB390	<b>22-0014-2</b>	GDB5054	<b>22-0579-1</b>	GDB807	<b>22-0120-0K</b>	GDB983	<b>22-0232-0</b>
GDB3413	<b>22-0727-0</b>	GDB391	<b>22-0200-0</b>	GDB5055	<b>22-0579-2</b>	GDB808	<b>22-0049-1</b>	GDB984	<b>22-0185-0</b>
GDB3414	<b>22-0615-0</b>	GDB392	<b>22-0070-0</b>	GDB5056	<b>22-0270-0</b>	GDB809	<b>22-0120-0K</b>	GDB985	<b>22-0192-0</b>
GDB3416	<b>22-0741-0</b>	GDB394	<b>22-0177-1</b>	GDB5059	<b>22-0271-0</b>	GDB812	<b>22-0130-0</b>	GDB986	<b>22-0285-0</b>
GDB3417	<b>22-0727-0</b>	GDB395	<b>22-0352-1</b>	GDB5060	<b>22-0649-0</b>	GDB814	<b>22-0048-0</b>	GDB987	<b>22-0203-0</b>
GDB3418	<b>22-0787-0</b>	GDB396	<b>22-0133-0</b>	GDB5064	<b>22-0648-0</b>	GDB815	<b>22-0663-0</b>	GDB988	<b>22-0202-0</b>
GDB3419	<b>22-0788-0</b>								



CROSS REFERENCES LIST



Ad. OE	METELLI ref.	Ad. OE	METELLI ref.	Ad. OE	METELLI ref.	Ad. OE	METELLI ref.	Ad. OE	METELLI ref.
TRW		GS8152	53-0062	GS8424	53-0346	GS8584	53-0383	GS8697	53-0159
		GS8155	53-0100	GS8425	53-0416	GS8587	53-0256	GS8706	53-0336
		GS8156	53-0272	GS8426	53-0463	GS8590	53-0282	GS8710	53-0293
GDB992	22-0160-0	GS8157	53-0273	GS8427	53-0310	GS8593	53-0426	GS8718	53-0244
GDB994	22-0187-0	GS8158	53-0344	GS8429	53-0373	GS8594	53-0016	GS8726	53-0145
GDB995	22-0298-0	GS8161	53-0339	GS8430	53-0444	GS8595	53-0234	GSK1002	51-0015
GDB996	22-0385-0	GS8164	53-0060	GS8431	53-0396	GS8596	53-0399	GSK1009	51-0018
GS6028	53-0004	GS8166	53-0465	GS8432	53-0018	GS8597	53-0398	GSK1011	51-0043
GS6034	53-0003	GS8169	53-0275	GS8433	53-0239	GS8598	53-0065	GSK1013	51-0044
GS6040	53-0377	GS8170	53-0413	GS8440	53-0077	GS8599	53-0478	GSK1014	51-0019
GS6054	53-0101	GS8171	53-0412	GS8441	53-0172Y	GS8603	53-0432	GSK1015	51-0011
GS6060	53-0471	GS8173	53-0464	GS8442	53-0081Y	GS8604	53-0023	GSK1016	51-0022
GS6070	53-0101	GS8177	53-0475	GS8445	53-0386	GS8605	53-0350	GSK1017	51-0017
GS6082	53-0366	GS8181	53-0417	GS8446	53-0439	GS8606	53-0197	GSK1019	51-0013
GS6124	53-0103	GS8183	53-0275	GS8447	53-0480	GS8607	53-0129	GSK1020	51-0021
GS6125	53-0104	GS8184	53-0410	GS8453	53-0137	GS8608	53-0129	GSK1021	51-0020
GS6129	53-0007	GS8185	53-0251	GS8454	53-0136	GS8609	53-0128	GSK1022	51-0013
GS6140	53-0102	GS8191	53-0460	GS8455	53-0359	GS8611	53-0128	GSK1024	51-0070
GS6151	53-0113	GS8195	53-0390	GS8462	53-0312	GS8613	53-0023	GSK1025	51-0016
GS6160	53-0475	GS8201	53-0151	GS8466	53-0240	GS8614	53-0067	GSK1026	51-0014
GS6171	53-0106	GS8204	53-0473	GS8467	53-0025	GS8616	53-0353	GSK1029	51-0139
GS6176	53-0005	GS8205	53-0201	GS8468	53-0314	GS8617	53-0326	GSK1033	51-0088
GS6181	53-0100	GS8207	53-0068	GS8469	53-0369	GS8620	53-0023	GSK1036	51-0042
GS6186	53-0304	GS8208	53-0233	GS8470	53-0290	GS8621	53-0477	GSK1037	51-0059
GS6187	53-0303	GS8209	53-0012	GS8471	53-0138	GS8624	53-0068	GSK1040	51-0062
GS6190	53-0475	GS8210	53-0456	GS8472	53-0082	GS8625	53-0287	GSK1043	51-0072
GS6204	53-0190	GS8211	53-0345	GS8473	53-0083	GS8626	53-0327	GSK1044	51-0048
GS6206	53-0107	GS8215	53-0149	GS8475	53-0242	GS8627	53-0235	GSK1045	51-0048
GS6207	53-0108	GS8217	53-0013	GS8478	53-0019	GS8629	53-0126	GSK1046	51-0132
GS6210	53-0150	GS8218	53-0232	GS8501	53-0421	GS8630	53-0313	GSK1047	51-0020
GS6211	53-0306	GS8219	53-0011	GS8502	53-0415	GS8631	53-0002	GSK1048	51-0021
GS6212	53-0305	GS8221	53-0252	GS8510	53-0322	GS8632	53-0430	GSK1049	51-0014
GS6214	53-0307	GS8222	53-0060	GS8511	53-0466	GS8633	53-0368	GSK1050	51-0063
GS6220	53-0109	GS8223	53-0302	GS8512	53-0279	GS8635	53-0023	GSK1052	51-0138
GS6221	53-0190	GS8224	53-0419	GS8513	53-0278	GS8636	53-0133	GSK1053	51-0067
GS6222	53-0114	GS8225	53-0253Y	GS8519	53-0206	GS8637	53-0311	GSK1056	51-0068
GS6223	53-0116	GS8233	53-0055	GS8520	53-0205	GS8639	53-0379	GSK1057	51-0048
GS6224	53-0115	GS8234	53-0063	GS8523	53-0202	GS8640	53-0157	GSK1058	51-0095
GS6227	53-0106	GS8240	53-0002	GS8524	53-0014	GS8641	53-0403	GSK1060	51-0061
GS6228	53-0322	GS8243	53-0420	GS8525	53-0475	GS8642	53-0328	GSK1063	51-0165
GS6233	53-0476	GS8245	53-0153	GS8526	53-0468	GS8643	53-0026	GSK1064	51-0164
GS6236	53-0371	GS8248	53-0391	GS8527	53-0284	GS8644	53-0028	GSK1069	51-0164
GS6237	53-0014	GS8251	53-0033	GS8528	53-0015	GS8645	53-0046	GSK1070	51-0098
GS6238	53-0475	GS8259	53-0274	GS8529	53-0283	GS8646	53-0047	GSK1071	51-0097
GS6240	53-0476	GS8264	53-0233	GS8530	53-0469	GS8647	53-0040	GSK1072	51-0096
GS6242	53-0394	GS8265	53-0232	GS8531	53-0022	GS8648	53-0035	GSK1075	51-0155
GS6245	53-0191	GS8269	53-0066J	GS8534	53-0350	GS8649	53-0429	GSK1107	51-0035
GS6246	53-0006	GS8270	53-0067J	GS8536	53-0130	GS8650	53-0355	GSK1109	51-0002
GS6251	53-0475	GS8271	53-0021K	GS8537	53-0124	GS8651	53-0400	GSK1123	51-0054
GS6253	53-0119	GS8272	53-0323	GS8538	53-0001	GS8652	53-0434	GSK1130	51-0101
GS6254	53-0120	GS8278	53-0392	GS8539	53-0122	GS8653	53-0075	GSK1134	51-0051
GS6255	53-0121	GS8279	53-0117K	GS8540	53-0123	GS8654	53-0076	GSK1136	51-0054
GS7031	53-0280	GS8280	53-0118K	GS8542	53-0308	GS8655	53-0354	GSK1137	51-0050
GS7066	53-0411	GS8281	53-0036	GS8543	53-0309	GS8656	53-0017	GSK1138	51-0133
GS7185	53-0155	GS8282	53-0034	GS8544	53-0009	GS8658	53-0169	GSK1139	51-0001
GS7230	53-0257	GS8283	53-0035	GS8545	53-0072	GS8659	53-0168	GSK1140	51-0036
GS7256	53-0395	GS8286	53-0203	GS8546	53-0073	GS8660	53-0215	GSK1142	51-0006
GS8015	53-0301	GS8287	53-0424	GS8547	53-0325	GS8661	53-0214	GSK1144	51-0029
GS8025	53-0459	GS8288	53-0204	GS8548	53-0393	GS8663	53-0219	GSK1145	51-0102
GS8028	53-0458	GS8290	53-0207	GS8549	53-0037	GS8665	53-0259	GSK1146	51-0103
GS8032	53-0270	GS8291	53-0422	GS8550	53-0209	GS8667	53-0251	GSK1150	51-0140
GS8042	53-0198	GS8300	53-0378	GS8551	53-0310	GS8668	53-0331	GSK1206	51-0034
GS8046	53-0409	GS8301	53-0397	GS8552	53-0165	GS8669	53-0356	GSK1209	51-0008
GS8047	53-0408	GS8302	53-0380	GS8553	53-0258	GS8670	53-0401	GSK1214	51-0041
GS8055	53-0377	GS8307	53-0253Y	GS8554	53-0425	GS8672	53-0429	GSK1215	51-0010
GS8074	53-0416	GS8308	53-0277	GS8555	53-0023	GS8673	53-0431	GSK1216	51-0012
GS8085	53-0152	GS8315	53-0324K	GS8556	53-0281	GS8674	53-0479	GSK1217	51-0009
GS8090	53-0408	GS8315	53-0340K	GS8557	53-0287	GS8675	53-0213	GSK1222	51-0142
GS8092	53-0462	GS8317	53-0324K	GS8559	53-0154	GS8683	53-0330	GSK1223	51-0137
GS8094	53-0010	GS8318	53-0341	GS8562	53-0068	GS8684	53-0170	GSK1224	51-0066
GS8110	53-0100	GS8319	53-0339K	GS8563	53-0074	GS8686	53-0079Y	GSK1225	51-0012
GS8111	53-0271	GS8320	53-0112K	GS8564	53-0071	GS8687	53-0080Y	GSK1226	51-0005
GS8113	53-0008	GS8321	53-0343Y	GS8565	53-0071	GS8688	53-0248	GSK1232	51-0105
GS8125	53-0200	GS8322	53-0320Y	GS8566	53-0069	GS8689	53-0135	GSK1237	51-0087
GS8133	53-0343	GS8412	53-0348	GS8567	53-0351	GS8690	53-0134	GSK1238	51-0039
GS8140	53-0410	GS8413	53-0349	GS8568	53-0167	GS8691	53-0260	GSK1239	51-0040
GS8143	53-0414	GS8416	53-0457	GS8569	53-0166	GS8692	53-0217	GSK1240	51-0042
GS8144	53-0300	GS8419	53-0472	GS8570	53-0070	GS8693	53-0428	GSK1241	51-0051
GS8146	53-0320	GS8420	53-0474	GS8581	53-0211	GS8694	53-0212	GSK1242	51-0060
GS8148	53-0064	GS8421	53-0352	GS8582	53-0210	GS8695	53-0264	GSK1244	51-0040
GS8149	53-0461	GS8423	53-0113	GS8583	53-0382	GS8696	53-0173	GSK1245	51-0009

Ad. OE	METELLI ref.	Ad. OE	METELLI ref.	Ad. OE	METELLI ref.	Ad. OE	METELLI ref.	Ad. OE	METELLI ref.
<b>TRW</b>		20008	<b>22-0389-0</b>	20261	<b>22-0530-1</b>	20588	<b>22-0027-0</b>	20756	<b>22-0070-1</b>
		20009	<b>22-0002-0</b>	20261	<b>22-0530-2</b>	20588	<b>22-0027-0K</b>	20756	<b>22-0070-1K</b>
		20009	<b>22-0002-1</b>	20267	<b>22-0530-0</b>	20594	<b>22-0025-0</b>	20757	<b>22-0091-0</b>
GSK1246	<b>51-0054</b>	20011	<b>22-0078-0</b>	20271	<b>22-0084-0</b>	20605	<b>22-0234-0</b>	20757	<b>22-0091-0K</b>
GSK1248	<b>51-0001</b>	20011	<b>22-0078-1</b>	20280	<b>22-0011-2</b>	20606	<b>22-0234-0</b>	20757	<b>22-0091-1</b>
GSK1249	<b>51-0007</b>	20029	<b>22-0187-0</b>	20302	<b>22-0440-0</b>	20628	<b>22-0490-0</b>	20757	<b>22-0091-1K</b>
GSK1250	<b>51-0004</b>	20031	<b>22-0302-0</b>	20322	<b>22-0003-3</b>	20629	<b>22-0091-0</b>	20758	<b>22-0092-0</b>
GSK1251	<b>51-0004</b>	20034	<b>22-0003-0</b>	20323	<b>22-0013-0</b>	20629	<b>22-0091-0K</b>	20759	<b>22-0016-4</b>
GSK1252	<b>51-0077</b>	20034	<b>22-0003-1</b>	20323	<b>22-0013-1</b>	20629	<b>22-0091-1</b>	20760	<b>22-0467-0</b>
GSK1253	<b>51-0078</b>	20034	<b>22-0003-2</b>	20323	<b>22-0013-2</b>	20629	<b>22-0091-1K</b>	20762	<b>22-0052-0</b>
GSK1255	<b>51-0134</b>	20034	<b>22-0003-3</b>	20323	<b>22-0013-3</b>	20629	<b>22-0091-2</b>	20762	<b>22-0052-1</b>
GSK1258	<b>51-0094</b>	20038	<b>22-0019-0</b>	20325	<b>22-0799-0</b>	20631	<b>22-0090-0</b>	20767	<b>22-0498-0</b>
GSK1259	<b>51-0093</b>	20039	<b>22-0103-0</b>	20332	<b>22-0076-0</b>	20631	<b>22-0189-0</b>	20768	<b>22-0498-0</b>
GSK1260	<b>51-0092</b>	20041	<b>22-0103-0</b>	20336	<b>22-0147-1</b>	20632	<b>22-0090-0</b>	20772	<b>22-0120-0</b>
GSK1404	<b>51-0084</b>	20047	<b>22-0112-0</b>	20337	<b>22-0147-1</b>	20632	<b>22-0189-0</b>	20772	<b>22-0120-0K</b>
GSK1461	<b>51-0125</b>	20067	<b>22-0225-0</b>	20341	<b>22-0011-1</b>	20633	<b>22-0090-0</b>	20775	<b>22-0033-0</b>
GSK1462	<b>51-0126</b>	20073	<b>22-0001-0</b>	20341	<b>22-0011-1K</b>	20633	<b>22-0189-0</b>	20778	<b>22-0148-0</b>
GSK1463	<b>51-0127</b>	20073	<b>22-0001-1</b>	20344	<b>22-0353-0</b>	20634	<b>22-0036-1</b>	20780	<b>22-0201-0</b>
GSK1500	<b>51-0028</b>	20073	<b>22-0102-0</b>	20345	<b>22-0392-0</b>	20634	<b>22-0036-2</b>	20783	<b>22-0029-1</b>
GSK1501	<b>51-0031</b>	20074	<b>22-0086-0</b>	20347	<b>22-0005-1</b>	20634	<b>22-0036-4</b>	20784	<b>22-0014-0</b>
GSK1507	<b>51-0045</b>	20076	<b>22-0161-2</b>	20347	<b>22-0005-5</b>	20634	<b>22-0036-5</b>	20784	<b>22-0014-0K</b>
GSK1508	<b>51-0099</b>	20077	<b>22-0161-2</b>	20348	<b>22-0005-1</b>	20635	<b>22-0036-0</b>	20784	<b>22-0014-8K</b>
GSK1511	<b>51-0086</b>	20078	<b>22-0187-0</b>	20348	<b>22-0005-5</b>	20636	<b>22-0036-0</b>	20787	<b>22-0031-0</b>
GSK1512	<b>51-0085</b>	20079	<b>22-0187-0</b>	20356	<b>22-0085-0</b>	20640	<b>22-0029-0</b>	20788	<b>22-0308-0</b>
GSK1516	<b>51-0100</b>	20081	<b>22-0225-0</b>	20359	<b>22-0016-0</b>	20640	<b>22-0029-1</b>	20793	<b>22-0023-1</b>
GSK1556	<b>51-0172</b>	20082	<b>22-0225-0</b>	20359	<b>22-0016-1</b>	20641	<b>22-0009-0</b>	20794	<b>22-0231-1</b>
GSK1557	<b>51-0171</b>	20083	<b>22-0690-0</b>	20359	<b>22-0016-2</b>	20641	<b>22-0009-1</b>	20833	<b>22-0030-1</b>
GSK1558	<b>51-0163</b>	20086	<b>22-0690-0</b>	20359	<b>22-0016-4</b>	20641	<b>22-0009-2</b>	20834	<b>22-0030-1</b>
GSK1604	<b>51-0121</b>	20087	<b>22-0691-0</b>	20359	<b>22-0016-5</b>	20642	<b>22-0009-0</b>	20836	<b>22-0030-2</b>
GSK1606	<b>51-0120</b>	20088	<b>22-0020-0</b>	20361	<b>22-0065-1</b>	20642	<b>22-0009-1</b>	20837	<b>22-0030-2</b>
GSK1607	<b>51-0111</b>	20091	<b>22-0691-0</b>	20364	<b>22-0678-0</b>	20642	<b>22-0009-2</b>	20838	<b>22-0030-1</b>
GSK1608	<b>51-0112</b>	20098	<b>22-0409-0</b>	20364	<b>22-0678-1</b>	20647	<b>22-0102-0</b>	20838	<b>22-0030-2</b>
GSK1609	<b>51-0080</b>	20099	<b>22-0237-0</b>	20365	<b>22-0678-0</b>	20648	<b>22-0102-0</b>	20841	<b>22-0063-0</b>
GSK1610	<b>51-0119</b>	20099	<b>22-0237-1</b>	20365	<b>22-0678-1</b>	20652	<b>22-0163-0</b>	20847	<b>22-0026-1</b>
GSK1611	<b>51-0082</b>	20104	<b>22-0237-1</b>	20366	<b>22-0017-0</b>	20652	<b>22-0163-1</b>	20852	<b>22-0109-0</b>
GSK1613	<b>51-0175</b>	20107	<b>22-0003-0</b>	20367	<b>22-0017-1</b>	20652	<b>22-0163-2</b>	20853	<b>22-0245-1</b>
GSK1621	<b>51-0122</b>	20108	<b>22-0237-1</b>	20373	<b>22-0013-2</b>	20653	<b>22-0016-1</b>	20854	<b>22-0441-0</b>
GSK1622	<b>51-0081</b>	20112	<b>22-0241-0</b>	20375	<b>22-0028-0</b>	20660	<b>22-0046-0</b>	20854	<b>22-0498-0</b>
GSK1623	<b>51-0123</b>	20113	<b>22-0241-0</b>	20380	<b>22-0089-0</b>	20668	<b>22-0048-0</b>	20856	<b>22-0441-0</b>
GSK1624	<b>51-0079</b>	20124	<b>22-0162-0</b>	20380	<b>22-0089-1</b>	20669	<b>22-0148-0</b>	20857	<b>22-0043-0</b>
GSK1625	<b>51-0124</b>	20128	<b>22-0229-0</b>	20387	<b>22-0009-2</b>	20669	<b>22-0148-1</b>	20858	<b>22-0043-0</b>
GSK1626	<b>51-0117</b>	20139	<b>22-0005-2</b>	20389	<b>22-0531-0</b>	20669	<b>22-0148-2</b>	20859	<b>22-0036-0</b>
GSK1627	<b>51-0222</b>	20145	<b>22-0080-0</b>	20391	<b>22-0486-0</b>	20669	<b>22-0148-3</b>	20860	<b>22-0036-0</b>
GSK1628	<b>51-0223</b>	20145	<b>22-0080-1</b>	20392	<b>22-0011-0</b>	20675	<b>22-0070-1</b>	20861	<b>22-0039-0</b>
GSK1642	<b>51-0038</b>	20146	<b>22-0080-0</b>	20392	<b>22-0011-0K</b>	20675	<b>22-0070-1K</b>	20861	<b>22-0039-1</b>
GSK1648	<b>51-0027</b>	20147	<b>22-0126-0</b>	20402	<b>22-0018-0</b>	20676	<b>22-0118-0</b>	20862	<b>22-0039-1</b>
GSK1649	<b>51-0047</b>	20149	<b>22-0126-0</b>	20402	<b>22-0018-1</b>	20676	<b>22-0118-3K</b>	20863	<b>22-0110-0</b>
GSK1651	<b>51-0202</b>	20153	<b>22-0006-0</b>	20410	<b>22-0165-0</b>	20676	<b>22-0181-0</b>	20863	<b>22-0110-1</b>
GSK1675	<b>51-0237</b>	20162	<b>22-0285-0</b>	20410	<b>22-0165-1</b>	20676	<b>22-0181-1</b>	20866	<b>22-0015-3</b>
GSK1676	<b>51-0192</b>	20164	<b>22-0132-0</b>	20422	<b>22-0022-0</b>	20676	<b>22-0181-2</b>	20870	<b>22-0108-0</b>
GSK1686	<b>51-0197</b>	20166	<b>22-0007-0</b>	20423	<b>22-0165-0</b>	20676	<b>22-0181-3</b>	20880	<b>22-0360-0</b>
GSK1694	<b>51-0228</b>	20168	<b>22-0050-0</b>	20454	<b>22-0021-0</b>	20676	<b>22-0181-4</b>	20881	<b>22-0360-0</b>
GSK1697	<b>51-0230</b>	20168	<b>22-0050-1</b>	20455	<b>22-0021-0</b>	20676	<b>22-0314-0</b>	20882	<b>22-0360-0</b>
GSK1698	<b>51-0229</b>	20168	<b>22-0050-2</b>	20465	<b>22-0014-2</b>	20676	<b>22-0314-1</b>	20887	<b>22-0045-0</b>
GSK1702	<b>51-0033</b>	20168	<b>22-0050-3</b>	20465	<b>22-0014-3</b>	20678	<b>22-0181-0</b>	20887	<b>22-0045-0K</b>
GSK1703	<b>51-0056</b>	20168	<b>22-0050-4</b>	20465	<b>22-0014-4</b>	20685	<b>22-0468-0</b>	20887	<b>22-0045-1</b>
GSK1727	<b>51-0024</b>	20180	<b>22-0180-0</b>	20465	<b>22-0014-5</b>	20687	<b>22-0092-0</b>	20887	<b>22-0045-1K</b>
GSK1728	<b>51-0025</b>	20180	<b>22-0180-0K</b>	20465	<b>22-0014-6</b>	20687	<b>22-0092-1</b>	20887	<b>22-0045-2</b>
GSK1729	<b>51-0037</b>	20181	<b>22-0180-0</b>	20465	<b>22-0014-7</b>	20699	<b>22-0112-0</b>	20887	<b>22-0045-2K</b>
GSK1730	<b>51-0049</b>	20181	<b>22-0180-0K</b>	20480	<b>22-0012-0</b>	20703	<b>22-0228-0</b>	20888	<b>22-0045-0</b>
GSK1732	<b>51-0026</b>	20182	<b>22-0455-0</b>	20488	<b>22-0186-0</b>	20706	<b>22-0111-1</b>	20888	<b>22-0045-0K</b>
GSK1733	<b>51-0023</b>	20186	<b>22-0455-0</b>	20489	<b>22-0186-0</b>	20706	<b>22-0111-2</b>	20888	<b>22-0045-1</b>
GSK1734	<b>51-0052</b>	20191	<b>22-0232-1</b>	20491	<b>22-0023-0</b>	20708	<b>22-0026-0</b>	20888	<b>22-0045-1K</b>
GSK1735	<b>51-0058</b>	20192	<b>22-0232-1</b>	20491	<b>22-0023-1</b>	20708	<b>22-0026-1</b>	20888	<b>22-0045-2</b>
GSK1736	<b>51-0030</b>	20193	<b>22-0247-1</b>	20494	<b>22-0005-0</b>	20708	<b>22-0026-2</b>	20888	<b>22-0045-2K</b>
GSK1740	<b>51-0090</b>	20194	<b>22-0247-1</b>	20494	<b>22-0005-5</b>	20708	<b>22-0026-3</b>	20889	<b>22-0047-0</b>
GSK1756	<b>51-0224</b>	20202	<b>22-0099-1</b>	20495	<b>22-0005-0</b>	20718	<b>22-0245-0</b>	20889	<b>22-0047-0K</b>
GSK1757	<b>51-0225</b>	20228	<b>22-0010-0</b>	20495	<b>22-0005-5</b>	20718	<b>22-0245-1</b>	20895	<b>22-0054-0</b>
GSK1758	<b>51-0219</b>	20228	<b>22-0010-1</b>	20506	<b>22-0015-4</b>	20719	<b>22-0030-0</b>	20895	<b>22-0054-1</b>
GSK1760	<b>51-0221</b>	20236	<b>22-0069-0</b>	20533	<b>22-0005-4</b>	20720	<b>22-0030-0</b>	20895	<b>22-0054-2</b>
GSK1762	<b>51-0146</b>	20238	<b>22-0069-0</b>	20535	<b>22-0461-0</b>	20724	<b>22-0480-0</b>	20899	<b>22-0470-0</b>
GSK1863	<b>51-0195</b>	20239	<b>22-0008-0</b>	20547	<b>22-0077-0</b>	20729	<b>22-0457-0</b>	20900	<b>22-0470-0</b>
GSK1936	<b>51-0173</b>	20240	<b>22-0008-0</b>	20547	<b>22-0077-0K</b>	20730	<b>22-0457-0</b>	20901	<b>22-0148-1</b>
GSK1948	<b>51-0231</b>	20247	<b>22-0069-0</b>	20547	<b>22-0077-1</b>	20731	<b>22-0087-0</b>	20901	<b>22-0148-3</b>
		20253	<b>22-0084-0</b>	20548	<b>22-0003-2</b>	20740	<b>22-0183-0</b>	20904	<b>22-0692-0</b>
		20260	<b>22-0015-0</b>	20564	<b>22-0300-0</b>	20741	<b>22-0031-0</b>	20905	<b>22-0037-0</b>
		20260	<b>22-0015-1</b>	20570	<b>22-0186-0</b>	20741	<b>22-0031-1</b>	20905	<b>22-0037-1</b>
		20260	<b>22-0015-2</b>	20571	<b>22-0186-0</b>	20753	<b>22-0029-0</b>	20905	<b>22-0037-2</b>
		20260	<b>22-0015-4</b>	20574	<b>22-0024-0</b>	20754	<b>22-0052-0</b>	20905	<b>22-0037-3</b>
20002	<b>22-0232-0</b> </								

CROSS REFERENCES LIST

Ad. OE	METELLI ref.	Ad. OE	METELLI ref.	Ad. OE	METELLI ref.	Ad. OE	METELLI ref.	Ad. OE	METELLI ref.
WVA		21012	22-0081-0	21155	22-0209-0	21279	22-0192-0	21381	22-0251-4
		21012	22-0081-1	21156	22-0053-1	21280	22-0179-0	21383	22-0072-1
		21016	22-0096-0	21158	22-0227-0	21282	22-0560-0	21385	22-0131-0
20906	22-0037-0	21019	22-0678-1	21159	22-0380-0	21282	22-0560-0K	21386	22-0488-0
20906	22-0037-1	21022	22-0049-0	21160	22-0016-5	21282	22-0560-1K	21388	22-0142-0
20906	22-0037-2	21023	22-0049-0	21162	22-0026-3	21282	22-0560-2K	21391	22-0234-0
20906	22-0037-3	21032	22-0091-2	21165	22-0065-0	21282	22-0560-3K	21392	22-0234-0
20906	22-0037-4	21035	22-0003-4	21165	22-0065-1	21282	22-0560-4K	21394	22-0146-0
20906	22-0037-5	21036	22-0470-0	21166	22-0065-0	21282	22-0561-0	21396	22-0146-0
20907	22-0094-0	21037	22-0469-0	21168	22-0231-0	21282	22-0561-1K	21396	22-0146-1
20907	22-0094-1	21038	22-0469-0	21168	22-0231-1	21288	22-0663-0	21401	22-0169-0
20907	22-0094-2	21039	22-0469-0	21170	22-0062-0	21288	22-0663-1	21404	22-0120-0K
20908	22-0094-2	21040	22-0469-0	21171	22-0071-0	21289	22-0060-0	21411	22-0128-0
20909	22-0094-0	21041	22-0231-0	21173	22-0042-0	21295	22-0185-1	21411	22-0128-0K
20911	22-0003-1	21043	22-0169-0	21173	22-0042-0K	21298	22-0185-0	21411	22-0128-1K
20912	22-0009-1	21047	22-0169-0	21179	22-0060-0	21298	22-0185-1	21413	22-0128-0
20913	22-0015-5	21048	22-0051-0	21180	22-0013-0	21301	22-0566-0	21413	22-0128-0K
20919	22-0142-0	21048	22-0051-1	21182	22-0074-0	21301	22-0566-0K	21413	22-0128-1K
20919	22-0142-1	21048	22-0051-2	21182	22-0074-1	21305	22-0567-0	21418	22-0026-4
20920	22-0142-1	21049	22-0051-1	21183	22-0074-1	21305	22-0567-0K	21424	22-0106-0
20921	22-0142-1	21050	22-0275-0	21185	22-0074-0	21305	22-0567-1K	21428	22-0034-1
20923	22-0049-0	21050	22-0275-1	21186	22-0014-1	21309	22-0040-2	21429	22-0034-1
20926	22-0098-0	21051	22-0276-0	21188	22-0051-0	21310	22-0040-2	21430	22-0156-0
20928	22-0098-0	21055	22-0041-0	21190	22-0117-0	21311	22-0077-0	21430	22-0156-1
20929	22-0098-0	21055	22-0041-0K	21190	22-0117-1K	21311	22-0077-0K	21432	22-0156-0
20934	22-0055-0	21063	22-0040-1	21190	22-0208-0	21312	22-0170-0	21436	22-0159-0
20934	22-0055-1	21064	22-0122-0	21190	22-0208-1K	21312	22-0170-1	21436	22-0159-1
20937	22-0120-0	21064	22-0122-0K	21190	22-0208-2K	21313	22-0170-1	21436	22-0159-2
20937	22-0120-0K	21068	22-0150-0	21191	22-0060-1	21314	22-0170-1	21437	22-0159-0
20938	22-0120-0	21080	22-0049-1	21193	22-0057-0	21315	22-0283-0	21439	22-0158-0
20938	22-0120-0K	21081	22-0049-1	21193	22-0057-1	21316	22-0283-0	21439	22-0158-0K
20939	22-0044-0	21082	22-0049-1	21193	22-0057-2	21317	22-0283-0	21446	22-0171-0
20939	22-0044-1K	21084	22-0191-0	21193	22-0057-4	21319	22-0474-0	21447	22-0171-0
20939	22-0044-2K	21085	22-0191-0	21194	22-0057-2	21320	22-0474-0	21448	22-0171-0
20941	22-0061-0	21086	22-0096-0	21195	22-0057-0	21321	22-0474-0	21459	22-0177-0
20941	22-0061-0K	21087	22-0096-0	21197	22-0203-0	21322	22-0236-0	21459	22-0177-1
20944	22-0040-0	21089	22-0070-0	21197	22-0203-0K	21322	22-0236-1	21460	22-0032-1
20944	22-0040-1	21090	22-0070-0	21201	22-0117-0	21323	22-0236-1	21463	22-0120-0
20944	22-0040-2	21093	22-0053-0	21201	22-0117-1K	21324	22-0236-1	21463	22-0120-0K
20946	22-0026-2	21093	22-0053-1	21202	22-0073-0	21326	22-0054-2	21468	22-0434-0
20947	22-0111-0	21094	22-0053-0	21203	22-0073-0	21327	22-0054-2	21469	22-0195-0
20947	22-0111-1	21095	22-0053-0	21205	22-0058-1	21330	22-0383-0	21469	22-0195-1
20947	22-0111-2	21096	22-0036-2	21206	22-0058-1	21331	22-0383-0	21470	22-0194-0
20950	22-0033-0	21097	22-0036-2	21209	22-0099-0	21332	22-0383-0	21470	22-0194-1
20950	22-0033-1	21098	22-0040-1	21210	22-0099-0	21333	22-0168-0	21471	22-0645-0
20951	22-0033-1	21099	22-0066-0	21211	22-0122-2	21334	22-0168-0	21471	22-0645-0K
20952	22-0033-1	21100	22-0059-0	21211	22-0122-2K	21335	22-0168-0	21479	22-0164-0
20955	22-0114-0	21100	22-0059-1	21212	22-0122-2	21336	22-0420-0	21479	22-0164-1
20957	22-0034-0	21100	22-0059-2	21212	22-0122-2K	21337	22-0420-0	21480	22-0016-2
20957	22-0034-1	21103	22-0064-0	21217	22-0130-0	21338	22-0240-0	21481	22-0198-0
20958	22-0202-0	21105	22-0059-0	21229	22-0066-1	21339	22-0240-0	21482	22-0140-0
20958	22-0202-1	21107	22-0035-0	21233	22-0075-0	21340	22-0240-0	21486	22-0559-0
20959	22-0247-0	21109	22-0243-0	21237	22-0353-0	21341	22-0493-0	21486	22-0559-0K
20959	22-0247-1	21110	22-0089-1	21237	22-0353-1	21344	22-0230-0	21486	22-0559-1K
20961	22-0100-0	21115	22-0265-0	21238	22-0353-0	21344	22-0230-1	21486	22-0559-2K
20961	22-0100-1	21119	22-0066-1	21238	22-0353-1	21345	22-0230-1	21486	22-0559-3K
20961	22-0100-2	21121	22-0492-0	21243	22-0239-0	21346	22-0230-1	21487	22-0560-0
20961	22-0100-3	21125	22-0226-0	21245	22-0689-0	21347	22-0107-0	21487	22-0560-0K
20968	22-0122-0	21126	22-0238-0	21246	22-0689-0	21347	22-0107-1	21487	22-0560-1K
20968	22-0122-0K	21127	22-0054-1	21248	22-0455-0	21348	22-0107-1	21487	22-0560-2K
20968	22-0122-1	21130	22-0066-1	21249	22-0455-0	21349	22-0107-1	21487	22-0560-3K
20972	22-0110-1	21131	22-0104-0	21250	22-0425-0	21355	22-0370-0	21487	22-0560-4K
20973	22-0038-0	21131	22-0104-1	21252	22-0416-0	21356	22-0370-0	21490	22-0756-0
20974	22-0038-0	21132	22-0104-1	21253	22-0416-0	21357	22-0370-0	21491	22-0759-0
20974	22-0038-2	21133	22-0104-1	21254	22-0466-0	21358	22-0656-0	21495	22-0135-0
20979	22-0636-0	21137	22-0663-0	21255	22-0466-0	21358	22-0656-1	21496	22-0135-0
20981	22-0095-0	21138	22-0663-1	21258	22-0074-0	21360	22-0231-1	21497	22-0384-0
20981	22-0095-0K	21140	22-0141-0	21266	22-0183-0	21363	22-0134-0	21498	22-0384-0
20981	22-0095-1K	21141	22-0056-0	21267	22-0060-1	21365	22-0137-0	21499	22-0384-0
20981	22-0095-2	21142	22-0097-0	21271	22-0076-0	21366	22-0050-1	21500	22-0116-0
20984	22-0111-0	21144	22-0048-0	21273	22-0182-0	21368	22-0538-0	21501	22-0116-0
20985	22-0111-0	21147	22-0072-0	21274	22-0182-0	21368	22-0538-0K	21502	22-0116-0
20986	22-0037-0	21147	22-0072-1	21275	22-0178-0	21372	22-0067-0	21503	22-0135-0
20987	22-0037-0	21147	22-0072-2	21275	22-0178-0K	21373	22-0115-0	21504	22-0184-1
20989	22-0049-0	21147	22-0072-4	21275	22-0178-1K	21374	22-0115-0	21507	22-0184-0
20995	22-0125-0	21148	22-0072-0	21276	22-0178-0	21375	22-0115-0	21507	22-0184-1
20995	22-0125-0K	21153	22-0667-0	21276	22-0178-0K	21378	22-0068-0	21514	22-0353-1
20996	22-0125-0	21153	22-0667-0K	21276	22-0178-1K	21379	22-0068-0	21515	22-0174-0
20996	22-0125-0K	21153	22-0667-1	21277	22-0103-0	21380	22-0068-0	21516	22-0174-0
21006	22-0014-5	21153	22-0667-1K	21278	22-0192-0	21381	22-0251-0	21517	22-0174-0
21009	22-0235-0	21154	22-0209-0	21278	22-0192-1	21381	22-0251-2	21518	22-0121-0



Ad. OE	METELLI ref.	Ad. OE	METELLI ref.	Ad. OE	METELLI ref.	Ad. OE	METELLI ref.	Ad. OE	METELLI ref.
<b>WVA</b>		21633	<b>22-0404-0</b>	21710	<b>22-0160-0</b>	21801	<b>22-0072-3</b>	21898	<b>22-0344-0</b>
		21634	<b>22-0163-1</b>	21711	<b>22-0160-0</b>	21802	<b>22-0072-3</b>	21898	<b>22-0344-0K</b>
		21634	<b>22-0163-2</b>	21712	<b>22-0101-0</b>	21812	<b>22-0714-0</b>	21898	<b>22-0344-1K</b>
21519	<b>22-0352-0</b>	21636	<b>22-0083-0</b>	21713	<b>22-0193-0</b>	21813	<b>22-0714-0</b>	21899	<b>22-0344-0</b>
21520	<b>22-0119-0</b>	21636	<b>22-0083-1</b>	21713	<b>22-0193-1</b>	21814	<b>22-0714-0</b>	21899	<b>22-0344-0K</b>
21521	<b>22-0119-0</b>	21636	<b>22-0083-2</b>	21714	<b>22-0193-1</b>	21815	<b>22-0289-0</b>	21899	<b>22-0344-1K</b>
21522	<b>22-0119-0</b>	21637	<b>22-0083-0</b>	21715	<b>22-0193-1</b>	21816	<b>22-0289-0</b>	21900	<b>22-0255-0</b>
21525	<b>22-0499-0</b>	21637	<b>22-0083-2</b>	21716	<b>22-0487-0</b>	21817	<b>22-0289-0</b>	21904	<b>22-0192-0</b>
21526	<b>22-0190-0</b>	21642	<b>22-0559-0</b>	21717	<b>22-0487-0</b>	21820	<b>22-0133-0</b>	21907	<b>22-0136-0</b>
21526	<b>22-0190-1</b>	21642	<b>22-0559-0K</b>	21718	<b>22-0487-0</b>	21822	<b>22-0218-0</b>	21908	<b>22-0136-0</b>
21527	<b>22-0190-1</b>	21642	<b>22-0559-1K</b>	21719	<b>22-0173-0</b>	21823	<b>22-0218-0</b>	21909	<b>22-0136-0</b>
21528	<b>22-0190-1</b>	21642	<b>22-0559-2K</b>	21720	<b>22-0173-0</b>	21823	<b>22-0218-1</b>	21910	<b>22-0656-0</b>
21529	<b>22-0723-0</b>	21642	<b>22-0559-3K</b>	21721	<b>22-0173-0</b>	21824	<b>22-0218-0</b>	21911	<b>22-0181-2</b>
21530	<b>22-0723-0</b>	21643	<b>22-0124-0</b>	21724	<b>22-0213-0</b>	21825	<b>22-0218-0</b>	21911	<b>22-0181-4</b>
21531	<b>22-0723-0</b>	21643	<b>22-0124-0K</b>	21725	<b>22-0188-0</b>	21825	<b>22-0218-1</b>	21915	<b>22-0296-0</b>
21533	<b>22-0059-1</b>	21644	<b>22-0124-0</b>	21725	<b>22-0188-1</b>	21827	<b>22-0156-1</b>	21919	<b>22-0343-0</b>
21537	<b>22-0471-0</b>	21644	<b>22-0124-0K</b>	21726	<b>22-0188-0</b>	21829	<b>22-0118-0</b>	21920	<b>22-0216-0</b>
21538	<b>22-0471-0</b>	21646	<b>22-0181-1</b>	21726	<b>22-0188-1</b>	21829	<b>22-0118-1</b>	21920	<b>22-0216-1</b>
21539	<b>22-0197-0</b>	21647	<b>22-0224-0</b>	21727	<b>22-0188-0</b>	21829	<b>22-0118-3K</b>	21922	<b>22-0413-0</b>
21540	<b>22-0197-0</b>	21648	<b>22-0224-0</b>	21727	<b>22-0188-1</b>	21832	<b>22-0535-0</b>	21923	<b>22-0413-0</b>
21541	<b>22-0197-0</b>	21649	<b>22-0224-0</b>	21729	<b>22-0095-0</b>	21833	<b>22-0161-0</b>	21925	<b>22-0260-0</b>
21543	<b>22-0244-0</b>	21650	<b>22-0221-0</b>	21729	<b>22-0095-0K</b>	21833	<b>22-0161-1</b>	21925	<b>22-0260-0K</b>
21544	<b>22-0244-0</b>	21650	<b>22-0221-1</b>	21729	<b>22-0095-1K</b>	21834	<b>22-0161-0</b>	21926	<b>22-0260-0</b>
21545	<b>22-0199-0</b>	21651	<b>22-0298-0</b>	21730	<b>22-0417-0</b>	21834	<b>22-0161-1</b>	21926	<b>22-0260-0K</b>
21546	<b>22-0123-0</b>	21652	<b>22-0298-0</b>	21731	<b>22-0394-0</b>	21835	<b>22-0280-0</b>	21927	<b>22-0082-0</b>
21547	<b>22-0411-0</b>	21653	<b>22-0298-0</b>	21732	<b>22-0394-0</b>	21835	<b>22-0281-0</b>	21927	<b>22-0082-1</b>
21548	<b>22-0411-0</b>	21654	<b>22-0196-0</b>	21733	<b>22-0394-0</b>	21836	<b>22-0281-0</b>	21927	<b>22-0082-2</b>
21549	<b>22-0411-0</b>	21655	<b>22-0196-0</b>	21734	<b>22-0402-0</b>	21837	<b>22-0281-0</b>	21928	<b>22-0082-0</b>
21550	<b>22-0386-0</b>	21656	<b>22-0196-0</b>	21735	<b>22-0402-0</b>	21840	<b>22-0151-0</b>	21928	<b>22-0082-2</b>
21551	<b>22-0386-0</b>	21657	<b>22-0246-0</b>	21736	<b>22-0402-0</b>	21841	<b>22-0151-0</b>	21929	<b>22-0082-0</b>
21552	<b>22-0388-0</b>	21657	<b>22-0246-1</b>	21738	<b>22-0176-0</b>	21842	<b>22-0151-0</b>	21929	<b>22-0082-1</b>
21553	<b>22-0362-0</b>	21658	<b>22-0246-1</b>	21738	<b>22-0176-1</b>	21843	<b>22-0499-0</b>	21930	<b>22-0079-0</b>
21553	<b>22-0362-1</b>	21659	<b>22-0246-1</b>	21739	<b>22-0176-0</b>	21844	<b>22-0499-0</b>	21930	<b>22-0079-1</b>
21554	<b>22-0362-1</b>	21664	<b>22-0219-0</b>	21744	<b>22-0359-0</b>	21845	<b>22-0357-0</b>	21930	<b>22-0079-2</b>
21555	<b>22-0362-1</b>	21664	<b>22-0219-0K</b>	21749	<b>22-0213-0</b>	21845	<b>22-0357-1</b>	21931	<b>22-0079-0</b>
21557	<b>22-0072-2</b>	21670	<b>22-0252-0</b>	21754	<b>22-0223-0</b>	21846	<b>22-0357-0</b>	21931	<b>22-0079-2</b>
21558	<b>22-0233-0</b>	21670	<b>22-0252-0K</b>	21755	<b>22-0223-0</b>	21847	<b>22-0357-0</b>	21932	<b>22-0079-0</b>
21559	<b>22-0390-0</b>	21671	<b>22-0252-0</b>	21756	<b>22-0223-0</b>	21848	<b>22-0279-0</b>	21934	<b>22-0261-0</b>
21560	<b>22-0205-0</b>	21674	<b>22-0214-0</b>	21757	<b>22-0223-0</b>	21848	<b>22-0279-1</b>	21934	<b>22-0261-0K</b>
21560	<b>22-0205-1</b>	21676	<b>22-0207-0</b>	21759	<b>22-0754-0</b>	21849	<b>22-0279-0</b>	21934	<b>22-0261-1K</b>
21561	<b>22-0404-0</b>	21676	<b>22-0207-0K</b>	21760	<b>22-0754-0</b>	21849	<b>22-0279-1</b>	21935	<b>22-0261-0</b>
21562	<b>22-0404-0</b>	21676	<b>22-0207-3</b>	21761	<b>22-0754-0</b>	21855	<b>22-0755-0</b>	21935	<b>22-0261-0K</b>
21563	<b>22-0359-0</b>	21676	<b>22-0207-3K</b>	21762	<b>22-0444-0</b>	21857	<b>22-0060-2</b>	21935	<b>22-0261-1K</b>
21569	<b>22-0478-0</b>	21676	<b>22-0207-4K</b>	21766	<b>22-0303-0</b>	21858	<b>22-0060-2</b>	21938	<b>22-0181-3</b>
21570	<b>22-0478-0</b>	21676	<b>22-0207-5</b>	21767	<b>22-0425-0</b>	21861	<b>22-0347-0</b>	21939	<b>22-0181-3</b>
21571	<b>22-0473-0</b>	21676	<b>22-0207-5K</b>	21768	<b>22-0134-0</b>	21862	<b>22-0208-0</b>	21945	<b>22-0215-0</b>
21573	<b>22-0055-0</b>	21677	<b>22-0207-0</b>	21769	<b>22-0134-0</b>	21862	<b>22-0208-1K</b>	21945	<b>22-0215-1</b>
21574	<b>22-0106-0</b>	21677	<b>22-0207-0K</b>	21770	<b>22-0505-0</b>	21862	<b>22-0208-2K</b>	21945	<b>22-0215-2</b>
21576	<b>22-0256-0</b>	21679	<b>22-0129-0</b>	21771	<b>22-0505-0</b>	21863	<b>22-0359-0</b>	21947	<b>22-0432-0</b>
21576	<b>22-0256-0K</b>	21679	<b>22-0129-1</b>	21772	<b>22-0505-0</b>	21864	<b>22-0359-0</b>	21948	<b>22-0422-0</b>
21577	<b>22-0256-0</b>	21680	<b>22-0129-0</b>	21773	<b>22-0081-1</b>	21866	<b>22-0206-0</b>	21949	<b>22-0422-0</b>
21577	<b>22-0256-0K</b>	21680	<b>22-0129-1</b>	21774	<b>22-0081-1</b>	21866	<b>22-0206-1</b>	21952	<b>22-0379-0</b>
21579	<b>22-0656-1</b>	21681	<b>22-0129-0</b>	21775	<b>22-0153-0</b>	21866	<b>22-0206-2</b>	21953	<b>22-0379-0</b>
21580	<b>22-0739-0</b>	21681	<b>22-0242-0</b>	21775	<b>22-0282-0</b>	21866	<b>22-0206-3</b>	21954	<b>22-0379-0</b>
21582	<b>22-0146-1</b>	21682	<b>22-0691-1</b>	21776	<b>22-0153-0</b>	21868	<b>22-0206-0</b>	21959	<b>22-0473-0</b>
21586	<b>22-0143-0</b>	21683	<b>22-0691-1</b>	21776	<b>22-0282-0</b>	21868	<b>22-0206-1</b>	21960	<b>22-0473-0</b>
21586	<b>22-0143-0K</b>	21684	<b>22-0691-1</b>	21777	<b>22-0152-0</b>	21868	<b>22-0206-2</b>	21961	<b>22-0166-0</b>
21587	<b>22-0143-0K</b>	21686	<b>22-0072-4</b>	21778	<b>22-0152-0</b>	21868	<b>22-0206-3</b>	21962	<b>22-0057-3</b>
21592	<b>22-0311-0</b>	21688	<b>22-0426-0</b>	21779	<b>22-0152-0</b>	21872	<b>22-0396-0</b>	21963	<b>22-0057-3</b>
21592	<b>22-0311-0K</b>	21689	<b>22-0433-0</b>	21780	<b>22-0280-0</b>	21873	<b>22-0396-0</b>	21964	<b>22-0634-0</b>
21593	<b>22-0311-0</b>	21691	<b>22-0210-0</b>	21781	<b>22-0280-0</b>	21874	<b>22-0396-0</b>	21965	<b>22-0634-0</b>
21593	<b>22-0311-0K</b>	21691	<b>22-0210-0K</b>	21784	<b>22-0242-0</b>	21875	<b>22-0358-0</b>	21968	<b>22-0378-0</b>
21597	<b>22-0038-1</b>	21691	<b>22-0210-1K</b>	21786	<b>22-0759-1</b>	21876	<b>22-0358-0</b>	21969	<b>22-0378-0</b>
21600	<b>22-0038-1</b>	21692	<b>22-0466-0</b>	21787	<b>22-0759-1</b>	21877	<b>22-0358-0</b>	21974	<b>22-0211-0</b>
21601	<b>22-0149-0</b>	21693	<b>22-0466-0</b>	21788	<b>22-0756-1</b>	21879	<b>22-0172-0</b>	21974	<b>22-0211-1</b>
21602	<b>22-0149-0</b>	21694	<b>22-0175-0</b>	21789	<b>22-0756-1</b>	21880	<b>22-0172-0</b>	21974	<b>22-0211-2</b>
21603	<b>22-0149-0</b>	21695	<b>22-0175-0</b>	21791	<b>22-0167-0</b>	21881	<b>22-0172-0</b>	21975	<b>22-0287-0</b>
21606	<b>22-0113-0</b>	21696	<b>22-0175-0</b>	21792	<b>22-0658-0</b>	21883	<b>22-0263-0</b>	21976	<b>22-0287-0</b>
21613	<b>22-0032-1</b>	21697	<b>22-0138-0</b>	21792	<b>22-0658-0K</b>	21883	<b>22-0263-1</b>	21977	<b>22-0287-0</b>
21614	<b>22-0049-2</b>	21698	<b>22-0138-0</b>	21794	<b>22-0252-0</b>	21885	<b>22-0263-0</b>	21978	<b>22-0253-0</b>
21615	<b>22-0049-2</b>	21699	<b>22-0138-0</b>	21794	<b>22-0252-0K</b>	21885	<b>22-0263-1</b>	21979	<b>22-0253-0</b>
21616	<b>22-0049-2</b>	21700	<b>22-0385-0</b>	21795	<b>22-0219-0</b>	21886	<b>22-0214-0</b>	21980	<b>22-0253-0</b>
21621	<b>22-0571-0</b>	21701	<b>22-0385-0</b>	21795	<b>22-0219-0K</b>	21888	<b>22-0222-0</b>	21980	<b>22-0253-1</b>
21621	<b>22-0571-0K</b>	21702	<b>22-0385-0</b>	21796	<b>22-0216-0</b>	21889	<b>22-0222-0</b>	21981	<b>22-0253-0</b>
21622	<b>22-0571-0</b>	21703	<b>22-0204-0</b>	21796	<b>22-0216-1</b>	21891	<b>22-0210-0</b>	21981	<b>22-0253-1</b>
21622	<b>22-0571-0K</b>	21704	<b>22-0204-0</b>	21797	<b>22-0154-0</b>	21891	<b>22-0210-0K</b>	21982	<b>22-0286-0</b>
21624	<b>22-0181-1</b>	21705	<b>22-0204-0</b>	21797	<b>22-0154-1</b>	21891	<b>22-0210-1K</b>	21988	<b>22-0334-1</b>
21625	<b>22-0094-1</b>	21706	<b>22-0398-0</b>	21798	<b>22-0154-</b>				

CROSS REFERENCES LIST

Ad. OE	METELLI ref.	Ad. OE	METELLI ref.	Ad. OE	METELLI ref.	Ad. OE	METELLI ref.	Ad. OE	METELLI ref.
WVA		23107	22-0314-1	23218	22-0273-2	23313	22-0558-6K	23404	22-0813-0K
		23110	22-0288-0	23220	22-0273-0	23314	22-0249-0	23405	22-0813-0
		23111	22-0288-0	23222	22-0083-1	23316	22-0306-0	23405	22-0813-0K
23004	22-0277-0	23112	22-0307-0	23224	22-0346-0	23316	22-0306-1	23407	22-0328-0
23005	22-0277-0	23112	22-0307-0K	23224	22-0346-1	23317	22-0306-0	23409	22-0329-0
23006	22-0277-0	23114	22-0307-0	23224	22-0346-2	23317	22-0306-1	23410	22-0143-1
23018	22-0314-0	23114	22-0307-0K	23225	22-0340-0	23318	22-0355-0	23410	22-0143-2
23019	22-0314-0	23116	22-0118-1	23226	22-0340-0	23319	22-0355-0	23411	22-0143-2
23020	22-0574-0	23117	22-0118-1	23227	22-0274-0	23320	22-0355-0	23417	22-0542-0
23021	22-0572-0	23119	22-0774-0	23227	22-0274-2	23323	22-0739-0	23417	22-0542-1
23021	22-0572-0K	23119	22-0774-1	23228	22-0274-0	23324	22-0279-1	23418	22-0550-0
23022	22-0573-0	23124	22-0217-0	23229	22-0274-1	23325	22-0288-5	23419	22-0550-0
23022	22-0573-0K	23125	22-0217-0	23230	22-0368-0	23326	22-0554-0	23420	22-0406-1
23022	22-0574-0K	23126	22-0122-1	23231	22-0368-0	23326	22-0554-1	23421	22-0406-1
23024	22-0403-0	23129	22-0290-0	23232	22-0368-0	23326	22-0554-2	23422	22-0406-0
23025	22-0403-0	23131	22-0211-1	23233	22-0368-0	23329	22-0657-0	23425	22-0628-0
23026	22-0403-0	23131	22-0211-2	23234	22-0294-0	23329	22-0657-0K	23426	22-0628-0
23032	22-0456-0	23135	22-0334-0	23235	22-0294-0	23332	22-0313-0	23427	22-0628-0
23033	22-0456-0	23137	22-0334-0	23236	22-0294-0	23332	22-0313-1	23429	22-0758-0
23034	22-0550-0	23138	22-0565-0	23237	22-0369-0	23333	22-0313-0	23434	22-0320-0
23034	22-0550-1	23140	22-0220-0	23238	22-0361-0	23333	22-0313-1	23435	22-0320-0
23036	22-0550-1	23140	22-0220-1	23239	22-0361-0	23334	22-0568-0	23436	22-0536-1
23037	22-0281-0	23141	22-0220-0	23240	22-0361-0	23334	22-0568-0K	23437	22-0536-1
23038	22-0281-0	23141	22-0220-1	23241	22-0293-0	23335	22-0568-0	23440	22-0533-0
23040	22-0105-0	23142	22-0738-0	23242	22-0520-0	23335	22-0568-0K	23441	22-0533-0
23041	22-0105-0	23144	22-0342-0	23243	22-0520-0	23338	22-0526-0	23442	22-0376-0
23043	22-0356-0	23144	22-0342-0K	23244	22-0520-0	23339	22-0526-0	23443	22-0376-0
23044	22-0356-0	23145	22-0342-0	23245	22-0336-0	23340	22-0421-0	23444	22-0376-0
23046	22-0418-0	23145	22-0342-0K	23245	22-0336-1	23341	22-0421-0	23445	22-0164-1
23047	22-0418-0	23154	22-0291-0	23245	22-0336-2	23342	22-0421-0	23446	22-0346-1
23048	22-0418-0	23155	22-0291-0	23247	22-0336-0	23345	22-0004-0	23446	22-0346-2
23049	22-0418-0	23157	22-0564-0	23248	22-0336-1	23346	22-0217-1	23447	22-0561-0
23052	22-0259-0	23157	22-0564-0K	23250	22-0357-1	23347	22-0558-0	23447	22-0561-1K
23053	22-0259-0	23158	22-0174-1	23251	22-0357-1	23347	22-0558-0K	23447	22-0644-4
23054	22-0259-0	23159	22-0489-0	23253	22-0339-0	23347	22-0558-1K	23447	22-0644-4K
23055	22-0259-0	23160	22-0489-0	23254	22-0339-0	23347	22-0558-4	23450	22-0371-0
23057	22-0258-0	23161	22-0531-0	23257	22-0339-0	23347	22-0558-4K	23451	22-0371-0
23058	22-0258-0	23163	22-0263-1	23269	22-0551-0	23348	22-0292-0	23452	22-0350-0
23059	22-0258-0	23164	22-0489-0	23270	22-0551-0	23349	22-0292-0	23453	22-0350-0
23061	22-0367-0	23168	22-0072-1	23271	22-0563-0	23350	22-0292-0	23454	22-0742-0
23063	22-0257-0	23169	22-0099-1	23271	22-0563-0K	23353	22-0317-0	23455	22-0372-0
23064	22-0257-0	23170	22-0099-1	23271	22-0563-1K	23354	22-0472-0	23456	22-0372-0
23066	22-0257-0	23172	22-0142-2	23271	22-0563-5	23358	22-0696-0	23457	22-0372-0
23067	22-0257-0	23176	22-0163-2	23271	22-0563-5K	23359	22-0696-0	23458	22-0351-0
23068	22-0059-2	23177	22-0299-0	23273	22-0332-0	23360	22-0696-0	23459	22-0351-0
23070	22-0310-0	23178	22-0435-0	23276	22-0330-0	23361	22-0697-0	23463	22-0305-0
23070	22-0310-0K	23179	22-0435-0	23277	22-0331-0	23362	22-0697-0	23467	22-0552-0
23070	22-0310-1	23181	22-0079-1	23279	22-0318-0	23363	22-0697-0	23467	22-0552-2
23070	22-0310-1K	23183	22-0207-3	23280	22-0774-0	23373	22-0483-0	23471	22-0354-0
23073	22-0309-0	23183	22-0207-3K	23280	22-0774-1	23374	22-0483-0	23471	22-0354-1
23074	22-0309-0	23183	22-0207-4K	23281	22-0555-0	23375	22-0483-0	23472	22-0683-0
23076	22-0348-0	23184	22-0405-0	23281	22-0555-0K	23376	22-0491-0	23473	22-0683-0
23077	22-0348-0	23187	22-0211-2	23282	22-0555-0	23377	22-0491-0	23474	22-0207-5
23078	22-0597-0	23189	22-0570-0	23282	22-0555-0K	23378	22-0491-0	23474	22-0207-5K
23078	22-0597-0K	23189	22-0570-1	23284	22-0541-0	23379	22-0410-0	23479	22-0450-0
23080	22-0250-0	23189	22-0570-1K	23287	22-0312-0	23380	22-0410-0	23480	22-0450-0
23081	22-0366-0	23190	22-0570-0	23287	22-0312-0K	23381	22-0494-0	23481	22-0450-0
23082	22-0366-0	23190	22-0570-1	23288	22-0312-0	23381	22-0501-0	23482	22-0337-0
23083	22-0366-0	23190	22-0570-1K	23288	22-0312-0K	23382	22-0501-0	23482	22-0337-1
23086	22-0306-0	23191	22-0570-0	23290	22-0401-0	23384	22-0127-0	23483	22-0337-0
23086	22-0306-1	23192	22-0570-0	23294	22-0442-0	23385	22-0127-0	23484	22-0373-0
23088	22-0750-0	23192	22-0570-1	23300	22-0071-1	23386	22-0127-0	23485	22-0373-0
23089	22-0750-0	23192	22-0570-1K	23301	22-0071-1	23387	22-0393-0	23486	22-0373-0
23090	22-0750-0	23193	22-0569-0	23302	22-0264-0	23392	22-0181-4	23487	22-0397-0
23091	22-0275-0	23194	22-0569-0	23303	22-0438-0	23393	22-0215-2	23488	22-0399-0
23092	22-0288-0	23195	22-0569-0	23304	22-0438-0	23394	22-0345-0	23490	22-0387-0
23092	22-0288-1	23196	22-0569-0	23305	22-0333-0	23394	22-0345-1	23491	22-0445-0
23092	22-0288-4	23200	22-0315-0	23309	22-0773-0	23395	22-0345-0	23494	22-0459-0
23092	22-0288-5	23201	22-0315-0	23309	22-0773-0K	23395	22-0345-1	23495	22-0459-0
23093	22-0305-0	23202	22-0316-0	23309	22-0773-1K	23396	22-0313-0	23496	22-0459-0
23094	22-0464-0	23202	22-0316-1	23309	22-0773-2K	23396	22-0313-1	23497	22-0381-0
23094	22-0464-1	23203	22-0316-0	23309	22-0773-3K	23397	22-0598-0	23498	22-0381-0
23096	22-0463-0	23205	22-0254-0	23310	22-0773-0	23399	22-0598-0	23499	22-0757-0
23099	22-0338-1	23205	22-0254-1	23310	22-0773-0K	23400	22-0248-0	23502	22-0304-0
23099	22-0338-2	23206	22-0251-0	23310	22-0773-1K	23402	22-0540-0	23503	22-0304-0
23100	22-0338-1	23207	22-0251-0	23310	22-0773-2K	23402	22-0540-0K	23504	22-0304-0
23101	22-0088-0	23215	22-0335-0	23310	22-0773-3K	23402	22-0540-1K	23505	22-0456-0
23102	22-0088-0	23215	22-0335-1	23312	22-0558-0	23403	22-0540-0	23506	22-0456-0
23103	22-0093-0	23217	22-0335-0	23312	22-0558-0K	23403	22-0540-0K	23507	22-0415-0
23104	22-0093-0	23218	22-0273-0	23312	22-0273-0	23403	22-0540-1K	23508	22-0415-0
23106	22-0314-1	23218	22-0273-1	23313	22-0558-6	23404	22-0813-0	23509	22-0415-0



Ad. OE	METELLI ref.	Ad. OE	METELLI ref.	Ad. OE	METELLI ref.	Ad. OE	METELLI ref.	Ad. OE	METELLI ref.
<b>WVA</b>		23598	<b>22-0254-0</b>	23710	<b>22-0322-2</b>	23795	<b>22-0436-0</b>	23915	<b>22-0664-1K</b>
		23598	<b>22-0254-1</b>	23711	<b>22-0577-0</b>	23796	<b>22-0436-0</b>	23916	<b>22-0664-0</b>
		23599	<b>22-0327-0</b>	23712	<b>22-0577-0</b>	23797	<b>22-0436-0</b>	23916	<b>22-0664-0K</b>
23510	<b>22-0423-0</b>	23600	<b>22-0322-1</b>	23714	<b>22-0323-0</b>	23798	<b>22-0118-2</b>	23916	<b>22-0664-1K</b>
23511	<b>22-0423-0</b>	23602	<b>22-0154-1</b>	23716	<b>22-0556-0</b>	23799	<b>22-0118-2</b>	23917	<b>22-0325-0</b>
23512	<b>22-0423-0</b>	23603	<b>22-0155-1</b>	23716	<b>22-0556-0K</b>	23800	<b>22-0118-2</b>	23918	<b>22-0325-0</b>
23513	<b>22-0429-0</b>	23605	<b>22-0339-1</b>	23716	<b>22-0556-1</b>	23801	<b>22-0549-1</b>	23919	<b>22-0326-0</b>
23515	<b>22-0477-0</b>	23606	<b>22-0339-1</b>	23717	<b>22-0556-0</b>	23801	<b>22-0549-2</b>	23920	<b>22-0326-0</b>
23516	<b>22-0100-3</b>	23607	<b>22-0339-1</b>	23717	<b>22-0556-0K</b>	23801	<b>22-0549-3</b>	23921	<b>22-0532-0</b>
23517	<b>22-0324-1</b>	23608	<b>22-0514-0</b>	23718	<b>22-0570-1</b>	23807	<b>22-0523-0</b>	23921	<b>22-0532-1</b>
23518	<b>22-0363-0</b>	23609	<b>22-0514-0</b>	23718	<b>22-0570-1K</b>	23810	<b>22-0529-0</b>	23922	<b>22-0670-0</b>
23519	<b>22-0363-0</b>	23610	<b>22-0514-0</b>	23720	<b>22-0730-0</b>	23813	<b>22-0507-0</b>	23922	<b>22-0670-0K</b>
23520	<b>22-0363-0</b>	23611	<b>22-0407-0</b>	23722	<b>22-0462-0</b>	23814	<b>22-0612-0</b>	23923	<b>22-0568-1</b>
23521	<b>22-0424-0</b>	23612	<b>22-0407-0</b>	23723	<b>22-0534-0</b>	23816	<b>22-0447-0</b>	23923	<b>22-0568-1K</b>
23522	<b>22-0424-0</b>	23613	<b>22-0545-0</b>	23724	<b>22-0534-0</b>	23817	<b>22-0437-0</b>	23924	<b>22-0568-1</b>
23523	<b>22-0424-0</b>	23615	<b>22-0349-0</b>	23729	<b>22-0462-0</b>	23818	<b>22-0446-0</b>	23924	<b>22-0568-1K</b>
23524	<b>22-0452-0</b>	23620	<b>22-0451-0</b>	23731	<b>22-0773-6</b>	23819	<b>22-0446-0</b>	23925	<b>22-0670-0</b>
23525	<b>22-0452-0</b>	23621	<b>22-0451-0</b>	23732	<b>22-0644-0</b>	23820	<b>22-0772-0</b>	23925	<b>22-0670-0K</b>
23526	<b>22-0614-0</b>	23622	<b>22-0451-0</b>	23732	<b>22-0644-0K</b>	23820	<b>22-0772-0K</b>	23926	<b>22-0642-0</b>
23527	<b>22-0465-0</b>	23623	<b>22-0641-0</b>	23732	<b>22-0644-1K</b>	23820	<b>22-0772-1K</b>	23926	<b>22-0642-0K</b>
23528	<b>22-0463-0</b>	23623	<b>22-0641-0K</b>	23732	<b>22-0644-4</b>	23823	<b>22-0100-4</b>	23927	<b>22-0642-0</b>
23529	<b>22-0463-0</b>	23624	<b>22-0641-0</b>	23732	<b>22-0644-4K</b>	23824	<b>22-0345-1</b>	23927	<b>22-0642-0K</b>
23530	<b>22-0435-0</b>	23624	<b>22-0641-0K</b>	23734	<b>22-0618-0</b>	23826	<b>22-0488-0</b>	23928	<b>22-0751-0</b>
23531	<b>22-0435-0</b>	23626	<b>22-0624-0</b>	23737	<b>22-0644-0</b>	23827	<b>22-0488-0</b>	23929	<b>22-0617-0</b>
23532	<b>22-0521-0</b>	23627	<b>22-0527-0</b>	23737	<b>22-0644-0K</b>	23828	<b>22-0774-0</b>	23930	<b>22-0544-0</b>
23533	<b>22-0521-0</b>	23627	<b>22-0684-0</b>	23737	<b>22-0644-1K</b>	23830	<b>22-0774-1</b>	23934	<b>22-0543-0</b>
23534	<b>22-0521-0</b>	23628	<b>22-0684-0</b>	23738	<b>22-0540-0</b>	23832	<b>22-0539-0</b>	23935	<b>22-0640-0</b>
23536	<b>22-0297-0</b>	23629	<b>22-0527-0</b>	23738	<b>22-0540-0K</b>	23833	<b>22-0539-0</b>	23935	<b>22-0640-0K</b>
23537	<b>22-0297-0</b>	23629	<b>22-0684-0</b>	23738	<b>22-0540-1K</b>	23834	<b>22-0539-0</b>	23945	<b>22-0668-0</b>
23538	<b>22-0297-0</b>	23630	<b>22-0684-0</b>	23740	<b>22-0713-0</b>	23834	<b>22-0741-0</b>	23945	<b>22-0668-0K</b>
23539	<b>22-0453-0</b>	23631	<b>22-0525-0</b>	23741	<b>22-0713-0</b>	23835	<b>22-0552-0</b>	23950	<b>22-0549-0</b>
23540	<b>22-0479-0</b>	23632	<b>22-0525-0</b>	23743	<b>22-0562-0</b>	23835	<b>22-0552-2</b>	23951	<b>22-0715-0</b>
23543	<b>22-0365-0</b>	23633	<b>22-0525-0</b>	23743	<b>22-0562-0K</b>	23836	<b>22-0427-0</b>	23952	<b>22-0715-0</b>
23544	<b>22-0365-0</b>	23635	<b>22-0682-0</b>	23744	<b>22-0562-0</b>	23840	<b>22-0320-0</b>	23953	<b>22-0715-0</b>
23545	<b>22-0365-0</b>	23636	<b>22-0683-0</b>	23744	<b>22-0562-0K</b>	23841	<b>22-0320-0</b>	23954	<b>22-0327-0</b>
23546	<b>22-0537-0</b>	23638	<b>22-0524-0</b>	23745	<b>22-0563-5</b>	23842	<b>22-0274-2</b>	23959	<b>22-0637-0</b>
23547	<b>22-0537-0</b>	23640	<b>22-0623-0</b>	23745	<b>22-0563-5K</b>	23843	<b>22-0547-1</b>	23960	<b>22-0669-0</b>
23550	<b>22-0643-0</b>	23641	<b>22-0623-0</b>	23746	<b>22-0552-0</b>	23848	<b>22-0756-0</b>	23960	<b>22-0669-0K</b>
23550	<b>22-0643-0K</b>	23642	<b>22-0623-0</b>	23747	<b>22-0552-1</b>	23849	<b>22-0756-0</b>	23966	<b>22-0513-0</b>
23551	<b>22-0643-0</b>	23646	<b>22-0428-0</b>	23748	<b>22-0552-1</b>	23850	<b>22-0501-0</b>	23967	<b>22-0619-0</b>
23551	<b>22-0643-0K</b>	23647	<b>22-0428-0</b>	23749	<b>22-0552-1</b>	23863	<b>22-0607-0</b>	23968	<b>22-0557-3</b>
23552	<b>22-0274-2</b>	23648	<b>22-0428-0</b>	23752	<b>22-0206-3</b>	23864	<b>22-0614-0</b>	23968	<b>22-0557-3K</b>
23554	<b>22-0100-4</b>	23649	<b>22-0374-0</b>	23753	<b>22-0251-1</b>	23865	<b>22-0500-0</b>	23969	<b>22-0523-0</b>
23554	<b>22-0100-5</b>	23650	<b>22-0374-0</b>	23754	<b>22-0251-1</b>	23866	<b>22-0500-0</b>	23970	<b>22-0611-0</b>
23557	<b>22-0319-0</b>	23651	<b>22-0374-0</b>	23755	<b>22-0251-1</b>	23867	<b>22-0500-0</b>	23971	<b>22-0611-0</b>
23561	<b>22-0522-0</b>	23654	<b>22-0542-0</b>	23756	<b>22-0251-1</b>	23868	<b>22-0606-0</b>	23972	<b>22-0611-0</b>
23562	<b>22-0522-0</b>	23655	<b>22-0542-0</b>	23759	<b>22-0443-0</b>	23869	<b>22-0606-0</b>	23973	<b>22-0485-0</b>
23563	<b>22-0464-1</b>	23656	<b>22-0431-0</b>	23759	<b>22-0615-0</b>	23870	<b>22-0606-0</b>	23973	<b>22-0485-1</b>
23564	<b>22-0464-1</b>	23657	<b>22-0431-0</b>	23760	<b>22-0704-0</b>	23871	<b>22-0612-0</b>	23974	<b>22-0508-0</b>
23565	<b>22-0495-0</b>	23658	<b>22-0431-0</b>	23761	<b>22-0529-0</b>	23872	<b>22-0612-0</b>	23980	<b>22-0635-0</b>
23569	<b>22-0364-0</b>	23661	<b>22-0324-0</b>	23762	<b>22-0549-0</b>	23873	<b>22-0512-0</b>	23982	<b>22-0321-1</b>
23570	<b>22-0364-0</b>	23662	<b>22-0419-0</b>	23762	<b>22-0549-4</b>	23874	<b>22-0512-0</b>	23982	<b>22-0321-2</b>
23571	<b>22-0364-0</b>	23663	<b>22-0721-0</b>	23763	<b>22-0549-1</b>	23875	<b>22-0512-0</b>	23983	<b>22-0760-0</b>
23572	<b>22-0414-0</b>	23669	<b>22-0546-0</b>	23766	<b>22-0446-0</b>	23876	<b>22-0608-0</b>	23984	<b>22-0768-0</b>
23573	<b>22-0414-0</b>	23671	<b>22-0062-1</b>	23767	<b>22-0446-0</b>	23877	<b>22-0608-0</b>	23984	<b>22-0768-0K</b>
23574	<b>22-0414-0</b>	23672	<b>22-0405-0</b>	23768	<b>22-0450-0</b>	23878	<b>22-0608-0</b>	23984	<b>22-0768-1K</b>
23575	<b>22-0288-2</b>	23673	<b>22-0519-0</b>	23775	<b>22-0273-2</b>	23879	<b>22-0482-0</b>	23985	<b>22-0768-0</b>
23576	<b>22-0288-2</b>	23674	<b>22-0519-0</b>	23776	<b>22-0273-1</b>	23880	<b>22-0482-0</b>	23985	<b>22-0768-0K</b>
23577	<b>22-0536-0</b>	23675	<b>22-0519-0</b>	23777	<b>22-0301-0</b>	23881	<b>22-0647-0</b>	23985	<b>22-0768-1K</b>
23577	<b>22-0536-1</b>	23677	<b>22-0722-0</b>	23778	<b>22-0301-0</b>	23881	<b>22-0647-0K</b>	23987	<b>22-0513-0</b>
23578	<b>22-0536-0</b>	23678	<b>22-0395-0</b>	23779	<b>22-0301-0</b>	23882	<b>22-0554-0</b>	23988	<b>22-0513-0</b>
23578	<b>22-0536-1</b>	23679	<b>22-0391-0</b>	23780	<b>22-0295-0</b>	23882	<b>22-0554-1</b>	23988	<b>22-0760-0</b>
23579	<b>22-0536-0</b>	23680	<b>22-0599-0</b>	23781	<b>22-0295-0</b>	23882	<b>22-0554-2</b>	23989	<b>22-0618-0</b>
23580	<b>22-0536-0</b>	23681	<b>22-0599-0</b>	23782	<b>22-0295-0</b>	23883	<b>22-0554-1</b>	23990	<b>22-0256-1</b>
23581	<b>22-0547-0</b>	23692	<b>22-0653-0</b>	23783	<b>22-0458-0</b>	23885	<b>22-0662-0</b>	23990	<b>22-0256-1K</b>
23581	<b>22-0547-1</b>	23692	<b>22-0653-0K</b>	23784	<b>22-0377-0</b>	23891	<b>22-0503-0</b>	23991	<b>22-0256-1</b>
23582	<b>22-0400-0</b>	23693	<b>22-0654-0</b>	23785	<b>22-0377-0</b>	23892	<b>22-0503-0</b>	23991	<b>22-0256-1K</b>
23583	<b>22-0400-0</b>	23693	<b>22-0654-0K</b>	23786	<b>22-0377-0</b>	23893	<b>22-0503-0</b>	23993	<b>22-0516-0</b>
23584	<b>22-0481-0</b>	23694	<b>22-0655-0</b>	23787	<b>22-0609-0</b>	23894	<b>22-0771-0</b>	23994	<b>22-0510-0</b>
23585	<b>22-0430-0</b>	23694	<b>22-0655-0K</b>	23788	<b>22-0609-0</b>	23894	<b>22-0771-0K</b>	23996	<b>22-0448-0</b>
23586	<b>22-0430-0</b>	23696	<b>22-0607-0</b>	23792	<b>22-0772-0</b>	23895	<b>22-0771-0</b>	23997	<b>22-0516-0</b>
23587	<b>22-0548-0</b>	23698	<b>22-0819-0</b>	23792	<b>22-0772-0K</b>	23895	<b>22-0771-0K</b>	23998	<b>22-0448-0</b>
23588	<b>22-0548-0</b>	23699	<b>22-0819-0</b>	23792	<b>22-0772-1K</b>	23896	<b>22-0662-0</b>	23999	<b>22-0640-0</b>
23589	<b>22-0548-0</b>	23702	<b>22-0753-0</b>	23793	<b>22-0557-0</b>	23897	<b>22-0662-0</b>	23999	<b>22-0640-0K</b>
23589	<b>22-0548-1</b>	23703	<b>22-0616-0</b>	23793	<b>22-0557-0K</b>	23912	<b>22-0549-2</b>	24002	<b>22-0805-0</b>
23592	<b>22-0752-0</b>	23705	<b>22-0321-0</b>	23794	<b>22-0557-0</b>	23912	<b>22-0549-3</b>	24003	<b>22-0805-0</b>
23593	<b>22-0484-0</b>	23705	<b>22-0321-1</b>	23794	<b>22-0557-0K</b>	23913	<b>22-0549-2</b>	24004	<b>22-0223-1</b>
23594	<b>22-0484-0</b>	23706	<b>22-0321-0</b>	23794	<b>22-0557</b>				

CROSS REFERENCES LIST

Ad. OE	METELLI ref.	Ad. OE	METELLI ref.	Ad. OE	METELLI ref.	Ad. OE	METELLI ref.	Ad. OE	METELLI ref.
<b>WVA</b>		24101	<b>22-0327-0</b>	24252	<b>22-0719-0</b>	24391	<b>22-0702-0</b>	29067	<b>22-0269-1K</b>
		24105	<b>22-0805-0</b>	24253	<b>22-0666-0</b>	24392	<b>22-0702-0</b>	29067	<b>22-0269-2K</b>
		24111	<b>22-0720-0</b>	24253	<b>22-0666-0K</b>	24393	<b>22-0781-0</b>	29067	<b>22-0269-3K</b>
24008	<b>22-0576-0</b>	24121	<b>22-0794-0</b>	24254	<b>22-0666-0</b>	24394	<b>22-0821-0</b>	29067	<b>22-0269-4K</b>
24008	<b>22-0576-0K</b>	24122	<b>22-0794-0</b>	24254	<b>22-0666-0K</b>	24395	<b>22-0821-0</b>	29072	<b>22-0648-0</b>
24009	<b>22-0448-0</b>	24123	<b>22-0675-0</b>	24255	<b>22-0558-6</b>	24396	<b>22-0799-0</b>	29074	<b>22-0649-0</b>
24010	<b>22-0655-1</b>	24124	<b>22-0675-0</b>	24255	<b>22-0558-6K</b>	24403	<b>22-0485-1</b>	29075	<b>22-0649-0</b>
24010	<b>22-0655-1K</b>	24124	<b>22-0675-4</b>	24258	<b>22-0720-0</b>	24405	<b>22-0728-0</b>	29076	<b>22-0262-0</b>
24011	<b>22-0688-0</b>	24130	<b>22-0759-0</b>	24259	<b>22-0720-0</b>	24406	<b>22-0728-0</b>	29076	<b>22-0262-0K</b>
24012	<b>22-0688-0</b>	24131	<b>22-0759-0</b>	24260	<b>22-0677-0</b>	24410	<b>22-0629-0</b>	29083	<b>22-0586-0</b>
24013	<b>22-0449-0</b>	24133	<b>22-0601-0</b>	24264	<b>22-0775-0</b>	24411	<b>22-0629-0</b>	29084	<b>22-0586-0</b>
24014	<b>22-0737-0</b>	24134	<b>22-0600-0</b>	24264	<b>22-0775-0K</b>	24423	<b>22-0439-0</b>	29087	<b>22-0585-0</b>
24015	<b>22-0737-0</b>	24135	<b>22-0602-0</b>	24265	<b>22-0775-0</b>	24451	<b>22-0745-0</b>	29088	<b>22-0582-0</b>
24016	<b>22-0687-0</b>	24137	<b>22-0337-1</b>	24265	<b>22-0775-0K</b>	24456	<b>22-0775-2</b>	29090	<b>22-0589-0</b>
24017	<b>22-0687-0</b>	24141	<b>22-0599-0</b>	24266	<b>22-0701-0</b>	24456	<b>22-0775-2K</b>	29093	<b>22-0584-0</b>
24018	<b>22-0687-0</b>	24142	<b>22-0599-0</b>	24267	<b>22-0701-0</b>	24465	<b>22-0710-0</b>	29094	<b>22-0584-0</b>
24019	<b>22-0687-0</b>	24142	<b>22-0599-1</b>	24268	<b>22-0699-0</b>	24466	<b>22-0709-0</b>	29095	<b>22-0584-0</b>
24020	<b>22-0449-0</b>	24143	<b>22-0251-4</b>	24271	<b>22-0764-0</b>	24467	<b>22-0709-0</b>	29096	<b>22-0584-0</b>
24022	<b>22-0316-1</b>	24150	<b>22-0639-0</b>	24272	<b>22-0764-0</b>	24468	<b>22-0708-0</b>	29097	<b>22-0272-1</b>
24023	<b>22-0316-1</b>	24153	<b>22-0548-1</b>	24273	<b>22-0288-4</b>	24469	<b>22-0708-0</b>	29098	<b>22-0272-1</b>
24024	<b>22-0454-0</b>	24161	<b>22-0558-4</b>	24274	<b>22-0288-4</b>	24479	<b>22-0815-0</b>	29100	<b>22-0588-0</b>
24025	<b>22-0454-0</b>	24161	<b>22-0558-4K</b>	24275	<b>22-0629-0</b>	24480	<b>22-0815-0</b>	29101	<b>22-0111-0</b>
24026	<b>22-0454-0</b>	24162	<b>22-0651-0</b>	24276	<b>22-0815-0</b>	24484	<b>22-0680-0</b>	29102	<b>22-0111-0</b>
24029	<b>22-0734-0</b>	24162	<b>22-0651-1</b>	24277	<b>22-0502-0</b>	24485	<b>22-0679-0</b>	29105	<b>22-0585-0</b>
24030	<b>22-0734-0</b>	24163	<b>22-0718-0</b>	24288	<b>22-0321-2</b>	24486	<b>22-0681-0</b>	29108	<b>22-0585-0</b>
24031	<b>22-0504-0</b>	24164	<b>22-0717-0</b>	24289	<b>22-0769-0</b>	24487	<b>22-0077-1</b>	29113	<b>22-0586-0</b>
24032	<b>22-0504-0</b>	24166	<b>22-0716-0</b>	24289	<b>22-0769-0K</b>	24496	<b>22-0676-0</b>	29114	<b>22-0586-0</b>
24033	<b>22-0504-0</b>	24167	<b>22-0633-0</b>	24290	<b>22-0769-0</b>	24498	<b>22-0769-0</b>	29115	<b>22-0583-0</b>
24034	<b>22-0437-0</b>	24170	<b>22-0770-0</b>	24290	<b>22-0769-0K</b>	24499	<b>22-0779-0</b>	29116	<b>22-0583-0</b>
24035	<b>22-0437-0</b>	24170	<b>22-0770-0K</b>	24291	<b>22-0736-0</b>	24500	<b>22-0779-0</b>	29118	<b>22-0648-1</b>
24036	<b>22-0625-0</b>	24171	<b>22-0770-0</b>	24292	<b>22-0412-0</b>	24510	<b>22-0778-0</b>	29121	<b>22-0212-0</b>
24037	<b>22-0625-0</b>	24171	<b>22-0770-0K</b>	24293	<b>22-0412-0</b>	24511	<b>22-0778-0</b>	29121	<b>22-0212-1K</b>
24038	<b>22-0625-0</b>	24172	<b>22-0823-0</b>	24294	<b>22-0530-1</b>	24512	<b>22-0778-0</b>	29121	<b>22-0212-2K</b>
24039	<b>22-0733-0</b>	24172	<b>22-0823-0K</b>	24301	<b>22-0765-0</b>	24515	<b>22-0528-1</b>	29121	<b>22-0212-3</b>
24040	<b>22-0733-0</b>	24173	<b>22-0823-0</b>	24303	<b>22-0698-0</b>	24518	<b>22-0729-0</b>	29121	<b>22-0212-4K</b>
24041	<b>22-0733-0</b>	24173	<b>22-0823-0K</b>	24304	<b>22-0700-0</b>	24519	<b>22-0729-0</b>	29121	<b>22-0212-6</b>
24042	<b>22-0732-0</b>	24174	<b>22-0601-0</b>	24305	<b>22-0700-0</b>	24521	<b>22-0599-1</b>	29121	<b>22-0212-7K</b>
24043	<b>22-0556-0</b>	24175	<b>22-0600-0</b>	24306	<b>22-0665-0</b>	24523	<b>22-0798-0</b>	29121	<b>22-0212-9</b>
24043	<b>22-0556-0K</b>	24178	<b>22-0515-0</b>	24306	<b>22-0665-0K</b>	24529	<b>22-0791-0</b>	29122	<b>22-0268-0</b>
24045	<b>22-0302-1</b>	24179	<b>22-0515-0</b>	24310	<b>22-0775-2</b>	24530	<b>22-0791-0</b>	29122	<b>22-0268-1K</b>
24045	<b>22-0302-2</b>	24182	<b>22-0731-0</b>	24310	<b>22-0775-2K</b>	24535	<b>22-0335-1</b>	29122	<b>22-0268-2K</b>
24046	<b>22-0476-0</b>	24191	<b>22-0693-0</b>	24317	<b>22-0724-0</b>	24536	<b>22-0336-2</b>	29122	<b>22-0268-3K</b>
24047	<b>22-0476-0</b>	24191	<b>22-0693-0K</b>	24318	<b>22-0724-0</b>	24537	<b>22-0780-0</b>	29122	<b>22-0268-4K</b>
24048	<b>22-0476-0</b>	24192	<b>22-0694-0</b>	24319	<b>22-0724-0</b>	24538	<b>22-0800-0</b>	29123	<b>22-0604-0</b>
24056	<b>22-0741-0</b>	24192	<b>22-0694-0K</b>	24320	<b>22-0725-0</b>	24539	<b>22-0800-0</b>	29123	<b>22-0604-1K</b>
24057	<b>22-0741-0</b>	24200	<b>22-0722-0</b>	24321	<b>22-0725-0</b>	24540	<b>22-0801-0</b>	29124	<b>22-0603-0</b>
24058	<b>22-0516-0</b>	24201	<b>22-0507-0</b>	24322	<b>22-0725-0</b>	24549	<b>22-0322-2</b>	29125	<b>22-0593-0</b>
24059	<b>22-0506-0</b>	24202	<b>22-0507-0</b>	24323	<b>22-0761-0</b>	24550	<b>22-0777-0</b>	29131	<b>22-0587-0</b>
24060	<b>22-0506-0</b>	24203	<b>22-0795-0</b>	24324	<b>22-0761-0</b>	24551	<b>22-0777-0</b>	29136	<b>22-0591-0</b>
24061	<b>22-0506-0</b>	24204	<b>22-0795-0</b>	24325	<b>22-0761-0</b>	24653	<b>22-0822-0</b>	29137	<b>22-0592-0</b>
24062	<b>22-0509-0</b>	24208	<b>22-0775-2</b>	24331	<b>22-0613-0</b>	24695	<b>22-0773-6</b>	29138	<b>22-0014-7</b>
24063	<b>22-0509-0</b>	24208	<b>22-0775-2K</b>	24332	<b>22-0675-1</b>	24708	<b>22-0820-0</b>	29139	<b>22-0139-1</b>
24064	<b>22-0509-0</b>	24213	<b>22-0730-0</b>	24332	<b>22-0675-2</b>	24709	<b>22-0803-1</b>	29141	<b>22-0590-0</b>
24066	<b>22-0399-0</b>	24214	<b>22-0730-0</b>	24332	<b>22-0675-3</b>	24727	<b>22-0824-0</b>	29142	<b>22-0590-0</b>
24067	<b>22-0083-2</b>	24215	<b>22-0735-0</b>	24332	<b>22-0675-5</b>	24728	<b>22-0824-0</b>	29143	<b>22-0594-0</b>
24071	<b>22-0511-0</b>	24216	<b>22-0735-0</b>	24332	<b>22-0675-5K</b>	24729	<b>22-0824-0</b>	29145	<b>22-0584-0</b>
24072	<b>22-0638-0</b>	24217	<b>22-0735-0</b>	24333	<b>22-0675-1</b>	24765	<b>22-0816-0</b>	29148	<b>22-0583-0</b>
24072	<b>22-0638-1</b>	24218	<b>22-0630-0</b>	24333	<b>22-0675-2</b>	29011	<b>22-0581-0</b>	29153	<b>22-0262-1</b>
24073	<b>22-0528-0</b>	24219	<b>22-0630-0</b>	24334	<b>22-0675-1</b>	29012	<b>22-0014-3</b>	29153	<b>22-0262-1K</b>
24073	<b>22-0528-1</b>	24220	<b>22-0630-0</b>	24336	<b>22-0747-0</b>	29013	<b>22-0272-0</b>	29160	<b>22-0578-0</b>
24077	<b>22-0646-0</b>	24222	<b>22-0763-0</b>	24337	<b>22-0748-0</b>	29014	<b>22-0272-0</b>	29160	<b>22-0578-0K</b>
24077	<b>22-0646-0K</b>	24223	<b>22-0763-0</b>	24338	<b>22-0749-0</b>	29017	<b>22-0579-0</b>	29160	<b>22-0578-3</b>
24082	<b>22-0223-1</b>	24224	<b>22-0763-0</b>	24339	<b>22-0703-0</b>	29017	<b>22-0579-1</b>	29160	<b>22-0578-3K</b>
24083	<b>22-0626-0</b>	24225	<b>22-0763-0</b>	24340	<b>22-0703-0</b>	29017	<b>22-0579-2</b>	29160	<b>22-0578-7</b>
24084	<b>22-0675-4</b>	24227	<b>22-0743-0</b>	24343	<b>22-0622-0</b>	29024	<b>22-0579-1</b>	29161	<b>22-0578-3K</b>
24086	<b>22-0729-0</b>	24228	<b>22-0743-0</b>	24346	<b>22-0766-0</b>	29029	<b>22-0579-2</b>	29165	<b>22-0595-0</b>
24087	<b>22-0728-0</b>	24229	<b>22-0605-0</b>	24347	<b>22-0745-0</b>	29030	<b>22-0586-0</b>	29167	<b>22-0596-0</b>
24088	<b>22-0612-0</b>	24230	<b>22-0605-0</b>	24348	<b>22-0706-0</b>	29032	<b>22-0580-0</b>	29169	<b>22-0650-0</b>
24089	<b>22-0278-0</b>	24231	<b>22-0173-1</b>	24349	<b>22-0705-0</b>	29037	<b>22-0139-0</b>	29171	<b>22-0652-0</b>
24090	<b>22-0462-0</b>	24232	<b>22-0173-1</b>	24353	<b>22-0610-0</b>	29037	<b>22-0139-1</b>	29173	<b>22-0808-0</b>
24091	<b>22-0462-0</b>	24233	<b>22-0173-1</b>	24354	<b>22-0610-0</b>	29038	<b>22-0139-0</b>	29173	<b>22-0808-0K</b>
24092	<b>22-0515-0</b>	24234	<b>22-0633-0</b>	24355	<b>22-0627-0</b>	29039	<b>22-0270-0</b>	29173	<b>22-0808-1K</b>
24095	<b>22-0220-1</b>	24235	<b>22-0633-0</b>	24356	<b>22-0627-0</b>	29039	<b>22-0270-0K</b>	29174	<b>22-0809-0</b>
24096	<b>22-0557-3</b>	24240	<b>22-0744-0</b>	24357	<b>22-0627-0</b>	29040	<b>22-0014-2</b>	29174	<b>22-0809-0K</b>
24096	<b>22-0557-3K</b>	24242	<b>22-0744-0</b>	24367	<b>22-0661-0</b>	29041	<b>22-0051-2</b>	29174	<b>22-0809-1K</b>
24096	<b>22-0557-5</b>	24243	<b>22-0744-0</b>	24367	<b>22-0661-1</b>	29042	<b>22-0585-0</b>	29177	<b>22-0650-0</b>
24096	<b>22-0557-5K</b>	24246	<b>22-0475-0</b>	24368	<b>22-0661-0</b>	29053	<b>22-0586-0</b>	29181	<b>22-0807-0</b>
24097	<b>22-0660-0</b>	24248	<b>22-0475-0</b>	24372	<b>22-0</b>				



FORME - SHAPES - FORMES - FORMEN - FORMAS

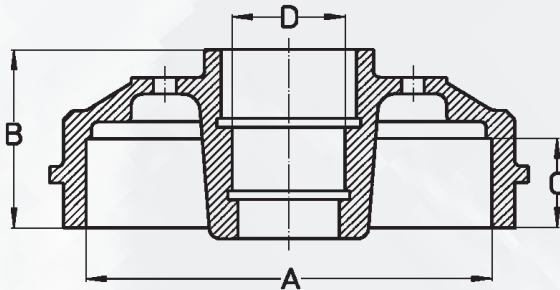
A = Ø interno tamburo - drum inner diameter - diamètre interieur tambour - innendurchmesser von trommel - diametro interno tambor

B = altezza totale - total height - hauteur totale - gesante hoehe - altura total

C = altezza interna - internal height - hauteur interne - innenhoehe - altura interna

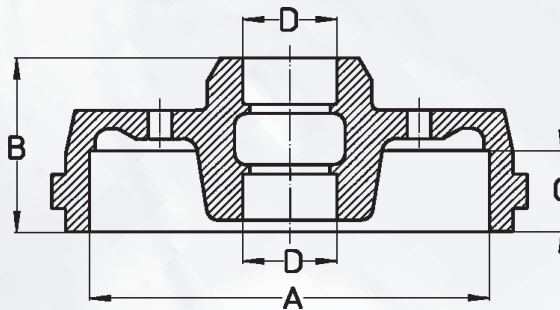
D = Ø mozzo - Ø hub - Ø moyeu - Ø Nabe - Ø buje

1



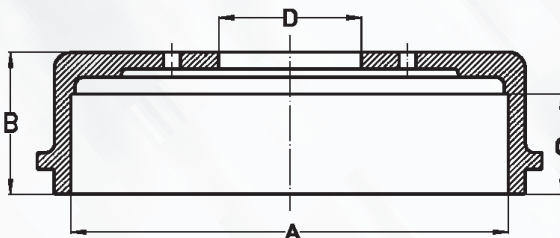
- Mozzo a un cuscinetto
- Single bearing hub
- Tambour avec moyeu a un seul roulement
- Einfache Lagernabe
- Buje para un rodamiento

2



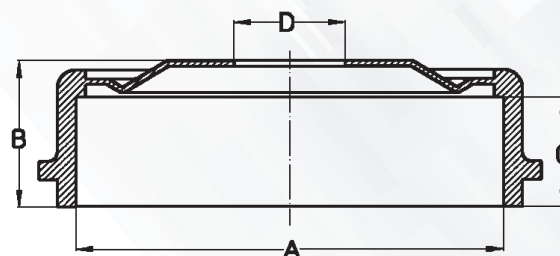
- Mozzo a due cuscinetti
- Twin bearing hub
- Tambour avec moyeu a deux roulements
- Doppelte Lagernabe
- Buje para dos rodamientos

3



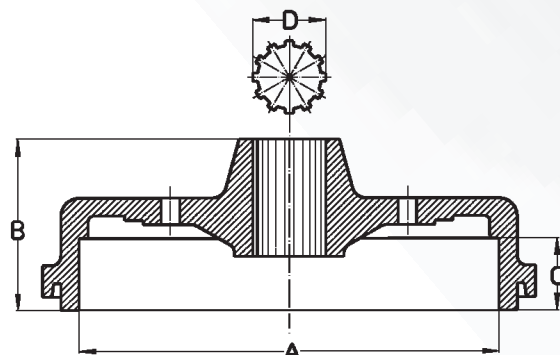
- Senza Mozzo
- Plain drum - no hub
- Tambour simple sans moyeu
- Plane Trommel keine Nabe
- Sin buje

4



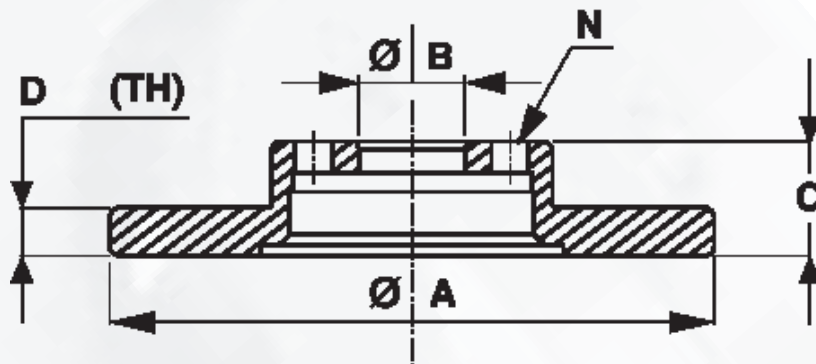
- Bimetallico
- Bi metal drum
- Tambour bimetallique
- Bimetal Trommel
- Bimetálico

5



- Mozzo dentato
- Splined hub
- Tambour avec moyeu dente
- Nabe mit Zahnkranz
- Buje dentato


**SPECIFICHE TECNICHE - TECHNICAL SPECIFICATIONS -  
CARACTERISTIQUES TECHNIQUES - TECHNISCHE DATEN - ESPECIFICACIONES TECNICAS**




<b>A</b>	Diametro disco freno	Brake disc diameter	Diamètre du disque de frein	Durchmesser der Bremsscheibe	Diametro disco de freno
<b>B</b>	Diametro foro mozzo	hub hole diameter	Diamètre du trou pour moyeu	Durchmesser	Diametro del agujero para des Radnabenlochs cubo
<b>C</b>	Altezza totale	Total height	Hauteur totale	Gesamte Hoehe	Altura total
<b>D</b>	Spessore disco freno	Brake disc thickness	épaisseur du disque de frein	Dicke der Bremsscheibe	Espesor del disco de freno
<b>min. TH</b>	Spessore minimo disco freno	Brake disc minimum thickness	épaisseur minimum du disque de frein	Mindestdicke der Bremsscheibe	Espesor minimo del disco de freno
<b>N</b>	Numero fori	Number of holes	nombre de trous	Anzahl der Bohrungen	Numero de agujeros



METELLI ref.	H A N D B R A K E	C R C I	A D J	V E N T	Marca - Make	Ø mm	Cilindretto Freno Wheel Cylinder		RapidKit Brake Shoe				Brake Disc			Brake Drum			Pagina Page
							METELLI ref.		A	B	C	D (TH)	min. TH	N Fori Holes	Forma Shape				
							Left	Right											
<b>Tamburo Freno - Brake Drum</b>																			
18-0001					Fiat, Fso Polsky				170,1	67,0	37,0	35 / 43			4+1	2	166		
18-0002					Fiat, Fso Polsky				170,1	57,0	37,0	34			4+5	3	167, 170, 265		
18-0003					Autobianchi, Fiat, Lcv, Fso Polsky, Innocenti, Lancia, Seat, Zastava				185,0	53,1	36,5	59			4+2	3	62-63, 167, 170-171, 174, 178, 183-184, 188-190, 199-202, 209-211, 215, 265, 292-293, 325, 329, 332, 677, 696-697, 869		
18-0004					Autobianchi, Fiat, Seat, Zastava				185,0	53,1	36,5	58			4+4	3	63, 167, 170-171, 678, 869		
18-0005					Fiat				228,4	75,5	48,6	58,5			4+4	3	166, 168-169		
18-0006					Fiat				228,4	75,5	48,6	59,5			4+2	3	168-171		
18-0007					Fiat				185,0	53,1	36,5	59			4+2	3	190		
18-0008					Fiat, Lancia, Zastava				180,0	54,0	40,1	59			4+2	3	192-197, 326, 869		
18-0009					Fiat, Lcv				228,3	61,0	48,0	59			4+2	3	192-197, 210-211		
18-0010					Lancia				180,0	54,0	40,1	59			4+2	3	324		
18-0011					Fiat, Lcv, Lancia				180,0	54,0	40,1	59			4+2	3	172, 184-188, 211-212, 331-332		
18-0013					Alfa Romeo Lcv, Fiat Lcv, Peugeot Lcv, Talbot				254,0	98,0	64,5	72			5+5	3	19-20, 203-208, 215, 561-562, 564-565, 731		
18-0014					Alfa Romeo Lcv, Iveco				254,0	122,5	96,5	129,8			6+1	3	19, 297-300		
18-0015					Citroën Lcv				254,0	98,0	64,5	72			5+5	3	144-147		
18-0016					Alfa Romeo Lcv, Citroën Lcv, Fiat Lcv, Peugeot Lcv				254,0	98,0	64,5	79			5+5	3	19, 146-147, 203-208, 561-562		
18-0017					Citroën, Lcv, Fiat, Lcv, Lancia, Peugeot, Lcv				255,0	85,0	67,0	59			5+1	3	124-125, 145, 149-150, 198-199, 213, 333, 557-558, 563-564		
18-0018					Fiat				185,0	53,1	36,5	59			4+3	3	183		
18-0019					Fiat, Lcv, Lancia				203,2	61,0	48,5	59			4+3	3	172-173, 178-181, 187-188, 210-211, 326		
18-0022					Fiat, Lcv, Lancia				228,3	61,0	48,0	59			4+3	3	176-177, 179, 181-183, 202-203, 210-211, 328		
18-0023					Fiat				185,0	53,1	36,5	59			4+3	3	174		
18-0024					Fiat, Lcv				185,0	53,1	36,5	59			4+3	3	191, 214		
18-0025					Lada				250,0	65,0	57,5	58			4+4	3	321-323		
18-0026					Lada				250,0	89,5	57,5	100			5+4	3	321		
18-0027					Lada				200,0	67,5	50,0	60			4+4	3	320-323		
18-0028					Seat, Lcv				185,0	53,1	36,5	59			4+2	3	686-687, 696-697, 702		
18-0029					Seat				185,0	53,1	36,5	58			4+4	3	677-678		
18-0030					Seat				228,4	75,5	48,6	58,5			4+4	3	677-678		
18-0032					Innocenti, Zastava				185,0	53,1	36,5	59			4+2	3	292, 869-870		
18-0033					Alfa Romeo				228,0	80,0	48,0	39,8 / 50,2			4+1	2	8-10, 13		
18-0035					Alfa Romeo				228,3	61,0	48,0	59			4+3	3	1-2		
18-0037					Alfa Romeo				203,2	61,0	48,5	59			4+3	3	1-2		
18-0041					Bmw				200,0	56,0	45,0	58			4	3	65		
18-0042					Bmw				230,0	59,0	46,5	58			4	3	65		
18-0043					Bmw				250,0	62,5	47,0	75			5+1	3	67, 84-85		
18-0044					Bmw				250,0	62,5	47,0	58			4+1	3	65, 67-68		
18-0045					Bmw				228,6	58,5	46,5	62			4+1	3	68-70		
18-0046					Bmw				228,6	59,0	47,0	75			5+1	3	71-74		
18-0047					Volvo				203,3	60,0	48,0	60			4	3	838, 841		
18-0048					Volvo				228,6	63,0	51,0	60			4	3	838		
18-0049					Volvo				203,3	55,5	46,5	60			4+1	3	838-840		
18-0050					Volvo				228,6	74,5	59,0	84			5+1	4	854		
18-0051					Nissan				180,0	82,0	41,5	45,2 / 50,2			4 Studs	2	446, 454, 457		
18-0052					Nissan, Lcv				260,0	73,0	63,5	100,5			6+2	3	450, 459, 464-466		
18-0053					Nissan Lcv				254,0	80,0	55,5	100,5			6+2	3	464		
18-0054					Nissan, Lcv				254,0	80,0	68,5	100,5			6+2	3	450, 463-464		
18-0055					Nissan				180,0	57,5	37,5	68			4+2	3	441-443, 455-456, 458		
18-0056					Nissan				180,0	60,5	31,5	45,2 / 50,2			4	2	447		


METELLI ref.	H A N D B R A K E	C R C I	A D J	V E N T	Marca - Make	Ø mm	Cilindretto Freno Wheel Cylinder		RapidKit Brake Shoe				Brake Disc			Brake Drum			Pagina Page
							METELLI ref.		A	B	C	D (TH)	min. TH	N Fori Holes	Forma Shape				
							Left	Right											
 <b>Tamburo Freno - Brake Drum</b>																			
18-0057					Nissan				180,0	52,0	32,5	61			4+2	3	447		
18-0058					Nissan				228,6	78,0	47,0	45,2 / 54			4 Studs	2	445, 456		
18-0059					Nissan				203,0	60,0	45,5	68			4+2	3	452		
18-0060					Nissan				180,0	53,0	32,5	61			4	3	448		
18-0061					Nissan				180,0	73,2	42,0	52			4 Studs	2	457-459		
18-0062					Nissan				270,0	73,0	64,0	102			6+3	3	450-451		
18-0063					Nissan, Lcv				270,0	73,0	64,0	102			6+3	3	446, 450-451, 461		
18-0064					Nissan				295,0	85,5	71,0	111			6+3	3	451		
18-0065					Nissan				254,0	75,0	67,0	68			5+2	3	456		
18-0066					Nissan Lcv				295,0	88,5	69,0	100,5			6+2	3	464		
18-0068					Nissan				254,0	136,0	66,0	110			5+2	3	460		
18-0069					Nissan				180,0	53,0	32,0	61			4	3	448		
18-0070					Nissan				228,6	60,5	51,0	68			4	3	452-454		
18-0072					Nissan Lcv				295,0	88,5	69,0	100,5			6+3	3	465		
18-0073					Innocenti, Rover				117,8	83,0	47,5	74			4+2	3	293, 667		
18-0076					Rover				177,8	65,0	42,5	74			4+1	3	665		
18-0080					Honda				180,0	61,5	37,5	61			4+2	3	270-272, 276		
18-0081					Honda				200,0	59,0	42,5	61			4+2	3	267-268, 270, 272-274, 278		
18-0082					Honda				203,0	62,5	45,5	61			4+4	3	273, 275		
18-0083					Honda				220,0	60,0	44,5	64			4+2	3	268-269		
18-0085					Honda				220,0	60,0	44,5	64			5+2	3	275		
18-0086					Honda				200,0	60,0	44,5	64,1			5+2	3	277		
18-0087					Land Rover				254,0	87,0	59,0	114,3			5+8	3	334		
18-0088					Land Rover				279,4	88,0	68,0	114,3			5+8	3	334-336		
18-0089					Land Rover				254,0	87,0	59,0	114,3			5+8	3	334-336		
18-0090					Land Rover				279,4	88,0	68,0	114,3			5+8	3	334		
18-0091					Rover				203,2	89,0	47,5	47 / 56			4 Studs	2	664, 667-668		
18-0092					Rover				180,0	61,5	37,5	61			4+2	3	656		
18-0093					Rover				228,5	102,5	50,0	50,7 / 62			4 Studs	2	664		
18-0095					Rover				203,0	62,5	45,5	61			4+4	3	660		
18-0096					Rover				177,8	70,0	42,5	65,5			4+1	3	656, 665		
18-0097					Rover				203,0	62,5	45,5	61			4+4	3	656-661, 663, 668		
18-0100					Daf, Rover				254,0	118,5	83,0	132			6+1	3	159, 668		
18-0101					Rover				254,0	90,0	69,0	82			6+1	3	668		
18-0104					Daihatsu				165,0	70,5	33,5	40 / 52			4 Studs	2	161		
18-0105					Daihatsu				228,6	69,0	53,5	66,5			5+2	3	163		
18-0107					Toyota				200,0	51,5	43,0	55			4+2	3	754		
18-0108					Toyota				295,0	80,2	69,0	106			6+8	3	749		
18-0109					Toyota				228,6	66,5	58,0	55			5+2	3	735-736		
18-0111					Toyota				180,0	80,0	38,5	39,8 / 47			4 Studs	2	753		
18-0112					Toyota, Lcv				254,0	72,0	62,0	67			5+4	3	753, 758		
18-0113					Toyota				200,0	70,5	59,0	54			4+2	3	743, 753		
18-0115					Toyota				200,0	66,5	47,0	54			4+2	3	739, 742-743, 753		
18-0116					Toyota				200,0	65,5	55,0	54			4+2	3	739-743		
18-0119					Toyota				200,0	65,5	55,0	54			5+2	3	738, 741		
18-0120					Toyota				200,0	65,5	55,0	55			4+2	3	743-744		
18-0121					Toyota, Lcv				295,0	83,0	67,0	106			6+8	3	734-735, 753, 756-758		
18-0122					Toyota				200,0	65,5	55,0	55			5+2	3	739-740		
18-0123					Toyota				180,0	80,5	34,5	39,8 / 49			4 Studs	2	751-753		
18-0124					Toyota				254,0	74,0	62,0	91			6+8	3	748-750		
18-0125					Toyota Lcv				254,0	72,0	63,5	67			5+4	3	756-757		
18-0126					Daihatsu, Toyota				200,0	63,5	49,0	60			4+2	3	161, 741-742, 753		
18-0127					Toyota				200,0	57,0	43,0	60			4	3	752		
18-0128					Toyota Lcv				270,0	81,0	68,0	67			5+7	3	756-757		
18-0130					Daihatsu				200,0	56,5	41,0	56			4+3	3	160, 162		
18-0131					Daihatsu				180,0	72,5	36,0	47 / 52			4 Studs	2	160-161		
18-0132					Daihatsu				200,0	72,5	40,0	47 / 52			4	2	160		
18-0133					Daihatsu				254,0	66,0	52,0	107			5+2	3	161-163		
18-0134					Renault Lcv				280,0	105,0	70,0	132			5+3	3	635		

METELLI ref.	H A N D B R A K E	C R C I	A D J	V E N T	Marca - Make	Ø mm	Cilindretto Freno Wheel Cylinder		RapidKit Brake Shoe				Brake Disc			Brake Drum			Pagina Page
							METELLI ref.		A	B	C	D (TH)	min. TH	N Fori Holes	Forma Shape				
							Left	Right											
<p style="text-align: center;"><b>Tamburo Freno - Brake Drum</b></p>																			
18-0142					Renault, Lcv				180,2	83,0	53,5	52		4	1	571-573, 601-603, 606-613, 618, 622-623, 627-631, 636-637, 640-641, 645			
18-0142K					Renault, Lcv				180,2	83,0	53,5	52		4	1	571-573, 601-603, 606-613, 618, 622-623, 627-631, 636-637, 640-641, 645			
18-0143					Renault, Lcv				180,2	83,0	53,5	52		4	1	614-615, 617-618, 631, 637-640			
18-0143K					Renault, Lcv				180,2	83,0	53,5	52		4	1	614-615, 617-618, 631, 637-640			
18-0144					Nissan Lcv, Renault, Lcv				228,6	72,5	52,5	66		4+4	4	463, 578-579, 581-584, 587-588, 594-595, 604-606, 613-620, 623-624, 631-633, 637			
18-0145					Renault Lcv				203,3	76,0	50,5	55		4	1	631-632, 638-640			
18-0145K					Renault Lcv				203,3	76,0	50,5	55		4	1	631-632, 638-640			
18-0146					Renault				180,2	83,0	53,5	52		4	1	603, 623			
18-0146K					Renault				180,2	83,0	53,5	52		4	1	603, 623			
18-0148					Renault				203,3	76,0	50,5	52		4	1	592, 595-596, 609-613, 625			
18-0148K					Renault				203,3	76,0	50,5	52		4	1	592, 595-596, 609-613, 625			
18-0149					Renault				203,3	76,0	50,5	52		4	1	592-597			
18-0149K					Renault				203,3	76,0	50,5	52		4	1	592-597			
18-0150					Renault				203,3	85,5	50,0	55		4	1	585-586			
18-0150K					Renault				203,3	85,5	50,0	55		4	1	585-586			
18-0151					Renault				203,3	85,5	50,0	55		4	1	585-586			
18-0151K					Renault				203,3	85,5	50,0	55		4	1	585-586			
18-0152					Renault, Lcv				203,3	76,0	50,5	55		4	1	582-584, 632-633			
18-0152K					Renault, Lcv				203,3	76,0	50,5	55		4	1	582-584, 632-633			
18-0153					Renault, Lcv				228,6	72,5	52,5	66		4+2	4	592, 594-596, 625, 639-640			
18-0154					Renault				228,6	72,5	52,5	66		5+2	4	579			
18-0156					Renault, Lcv				180,2	83,0	51,5	52		4+2	1	574-575, 631			
18-0156K					Renault, Lcv				180,2	83,0	51,5	52		4+2	1	574-575, 631			
18-0157					Renault, Lcv				203,3	76,0	50,5	52		4	1	574-576, 631			
18-0157K					Renault, Lcv				203,3	76,0	50,5	52		4	1	574-576, 631			
18-0158					Citroën				180,0	64,5	39,0	42 / 47		3 Studs	2	125-126, 128			
18-0158K					Citroën				180,0	64,5	39,0	42 / 47		3 Studs	2	125-126, 128			
18-0160					Citroën				165,0	58,0	38,5	56		3	1	109-112			
18-0160K					Citroën				165,0	58,0	38,5	56		3	1	109-112			
18-0161					Citroën, Lcv				228,6	66,0	50,5	71		4+2	3	141, 143-144			
18-0162					Citroën, Lcv				228,6	66,0	50,5	71		3+1	3	128, 143-144			
18-0163					Citroën				180,0	70,5	43,0	52		4	1	128			
18-0163K					Citroën				180,0	70,5	43,0	52		4	1	128			
18-0164					Citroën				180,0	80,0	46,0	52		4	1	109-112, 126-127			
18-0164K					Citroën				180,0	80,0	46,0	52		4	1	109-112, 126-127			
18-0165					Citroën				180,0	81,0	44,5	52		4	1	133-135, 139-140			
18-0165K					Citroën				180,0	81,0	44,5	52		4	1	133-135, 139-140			
18-0168					Opel Lcv / Vauxhall Lcv, Renault Lcv				255,0	91,0	56,0	52 / 62		4 Studs	2	512, 641-642			
18-0168K					Opel Lcv / Vauxhall Lcv, Renault Lcv				255,0	91,0	56,0	52 / 62		4 Studs	2	512, 641-642			
18-0169					Renault Lcv				255,0	91,0	56,0	52 / 62		4 Studs	2	641-644			
18-0169K					Renault Lcv				255,0	91,0	56,0	52 / 62		4 Studs	2	642-644			
18-0170					Renault Lcv				254,0	103,0	70,0	52 / 72		4 Studs	2	641-645			
18-0170K					Renault Lcv				254,0	103,0	70,0	52 / 72		4 Studs	2	641-645			
18-0171					Renault Lcv				254,0	103,0	70,0	52 / 72		4 Studs	2	642-644			
18-0171K					Renault Lcv				254,0	103,0	70,0	52 / 72		4 Studs	2	642-644			
18-0172					Renault Lcv				255,0	77,0	55,5	126		4+4	3	641-644			
18-0174					Renault Lcv				254,0	91,0	70,0	126		4+4	3	642-644			
18-0175					Renault Lcv				255,0	94,5	69,0	144		5+3	3	634			



METELLI ref.	H A N D	B R A K E	C R C I	A D J	V E N T	Marca - Make	Ø mm	Cilindretto Freno Wheel Cylinder		RapidKit Brake Shoe				Brake Disc			Brake Drum			Pagina Page
								METELLI ref.		A	B	C	D (TH)	min. TH	N Fori Holes	Forma Shape				
								Left	Right											
 <b>Tamburo Freno - Brake Drum</b>																				
18-0176						Renault Lcv				254,0	110,0	80,0	52 / 72		5 Studs	2	634-635			
18-0176K						Renault Lcv				254,0	110,0	80,0	52 / 72		5 Studs	2	634-635			
18-0178						Bedford, Isuzu, Opel Lcv / Vauxhall Lcv				254,0	71,0	61,0	96,5		6+1	3	64-65, 293-296, 514			
18-0179						Isuzu				254,0	69,0	56,0	96,5		6+1	3	294, 296			
18-0181						Chrysler (usa) Jeep				254,0	101,0	55,5	72,2		5+3	4	108-109			
18-0182						Chrysler (usa) Jeep				254,0	102,0	55,0	72,2		5	4	108-109			
18-0183						Chrysler (usa) Jeep				228,5	90,0	77,0	72		5	4	108-109			
18-0184						VW				230,2	89,5	47,0	39,8 / 50,2		4	2	785			
18-0185						VW				230,0	94,5	50,5	26,3		4	5	759, 785-786			
18-0187						VW				180,0	74,5	38,5	39,8 / 50,2		4	2	764			
18-0188						Audi, VW				200,0	81,0	51,0	39,8 / 50,2		4	2	26, 58-60, 761, 788-791, 808-809			
18-0188K						Audi, VW				200,0	81,0	51,0	39,8 / 50,2		4	2	26, 58-60, 761, 788-791, 808-809			
18-0189						VW Lcv				252,0	83,0	65,5	93		5+4	3	823-825			
18-0191						Audi, Seat, VW, Lcv				180,0	74,5	38,5	39,8 / 50,2		4	2	26-29, 58, 680-682, 687-690, 697-698, 761-766, 782-783, 788-790, 800-803, 805-806, 808-811, 827-828			
18-0191K						Audi, Seat, VW, Lcv				180,0	74,5	38,5	39,8 / 50,2		4	2	26-29, 58, 680-682, 687-690, 697-698, 761-766, 782-783, 788-790, 800-803, 805-806, 808-811, 827-828			
18-0192						VW				230,0	84,5	53,5	39,8 / 50,2		4	2	791-792			
18-0192K						VW				230,0	84,5	53,5	39,8 / 50,2		4	2	791-792			
18-0194						VW Lcv				252,0	77,5	64,0	65		5+2	4	829, 835			
18-0195						VW Lcv				252,0	77,5	64,0	65		5+2	4	828-829, 835			
18-0196						Audi				200,0	80,5	51,5	39,8 / 50,2		4	2	29-31, 33			
18-0196K						Audi				200,0	80,5	51,5	39,8 / 50,2		4	2	29-31, 33			
18-0197						Audi				230,0	90,0	53,5	45,2 / 50,2		4	2	21-23, 26, 31-32			
18-0197K						Audi				230,0	90,0	53,5	45,2 / 50,2		4	2	21-23, 26, 31-32			
18-0198						Audi				230,0	90,0	53,5	45,2 / 50,2		4	2	21-24			
18-0198K						Audi				230,0	90,0	53,5	45,2 / 50,2		4	2	21-24			
18-0199						VW Lcv				270,0	141,0	75,0	164		6+5	3	823-825			
18-0200						VW Lcv				230,0	90,0	52,0	45,2 / 50,2		4	2	818			
18-0200K						VW Lcv				230,0	90,0	52,0	45,2 / 50,2		4	2	818			
18-0202						Audi, Seat, VW, Lcv				200,0	81,0	49,5	39,8 / 50,2		4	2	26-29, 58, 680-683, 763, 766-773, 791, 801-806, 809, 816-818, 828			
18-0202K						Audi, Seat, VW, Lcv				200,0	81,0	49,5	39,8 / 50,2		4	2	26-29, 58, 680-683, 763, 766-773, 791, 801-806, 809, 816-818, 828			
18-0203						VW Lcv				268,0	88,0	68,0	68		5+4	3	829-833			
18-0204						VW Lcv				254,0	78,0	66,5	67		5+2	3	828			
18-0205						Audi				200,0	80,5	52,0	39,8 / 50,2		4	2	29-31, 33			
18-0205K						Audi				200,0	80,5	52,0	39,8 / 50,2		4	2	29-31, 33			
18-0206						VW Lcv				295,0	83,0	67,0	106		6+8	3	828			
18-0207						Audi				230,0	90,0	51,0	45 / 50,2		5	2	24			
18-0207K						Audi				230,0	90,0	51,0	45 / 50,2		5	2	24			
18-0208						Seat Lcv, VW Lcv				230,0	90,0	51,0	45 / 50,2		4	2	700-702, 819-821			
18-0208K						Seat Lcv, VW Lcv				230,0	90,0	51,0	45 / 50,2		4	2	700-702, 819-821			
18-0210						VW				230,0	88,5	47,0	39,8 / 50,2		5+1	2	785-786			
18-0213						Seat Lcv, Skoda, VW Lcv				200,0	81,0	49,5	39,8 / 50,2		4	2	700-702, 707-708, 818-821			
18-0213K						Seat Lcv, Skoda, VW Lcv				200,0	81,0	49,5	39,8 / 50,2		4	2	700-702, 707-708, 818-821			
18-0214						VW				230,0	63,0	48,0	65		4+1	3	766, 771-773, 783			
18-0216						VW Lcv				270,0	85,5	73,5	93		5+4	3	823-825			
18-0218						VW				180,0	52,5	40,5	65		4+1	3	786-787			

METELLI ref.	H A N D B R A K E	C R C I	A D J	V E N T	Marca - Make	Ø mm	Cilindretto Freno Wheel Cylinder		RapidKit Brake Shoe				Brake Disc			Brake Drum			Pagina Page
							METELLI ref.		A	B	C	D (TH)	min. TH	N Fori Holes	Forma Shape				
							Left	Right											
<p style="text-align: center;"><b>Tamburo Freno - Brake Drum</b></p>																			
18-0219					Seat, VW, Lcv				200,0	59,0	50,5	65		4+1	3	680-681, 683-684, 689-690, 786-787, 801-806, 828			
18-0220					Mercedes Lcv				230,0	73,0	43,0	85		5+1	3	414			
18-0221					Mercedes, Lcv				260,0	83,0	64,0	85		5+1	3	386-387, 409, 414			
18-0222					Mercedes Lcv				254,0	93,0	65,0	90		5+10	3	409			
18-0223					Mercedes				180,0	57,5	49,0	67		5+1	3	363-364			
18-0224					Hyundai				228,6	69,5	57,0	90		4+2	3	287-288			
18-0225					Hyundai				225,0	72,0	55,0	90		4+4	3	288			
18-0226					Hyundai				203,2	61,0	47,0	76		4+2	3	281, 285			
18-0227					Hyundai, Mitsubishi				180,0	71,5	46,5	52 / 52		4	2	282-283, 286-287, 437			
18-0228					Hyundai				180,0	58,5	39,0	90		4+2	3	282-283, 286			
18-0231					Peugeot, Talbot				255,0	70,5	55,5	93		4+2	3	551-555, 734			
18-0232					Peugeot				280,0	75,0	67,0	93		4+4	3	551-552			
18-0233					Citroën, Lcv, Peugeot, Lcv				228,5	66,0	50,5	71		4+2	3	112-113, 136-139, 141-143, 534-535, 537-539, 544-549, 560, 566-567			
18-0234					Peugeot, Lcv				180,0	70,5	43,0	52		4	1	524-530, 559			
18-0234K					Peugeot, Lcv				180,0	70,5	43,0	52		4	1	524-530, 559			
18-0235					Peugeot, Lcv				180,0	79,5	53,5	52		4	1	526-527, 529-530, 541-544, 559			
18-0235K					Peugeot, Lcv				180,0	79,5	53,5	52		4	1	526-527, 529-530, 541-544, 559			
18-0238					Peugeot				180,0	81,0	44,5	52		4	1	535-537, 543-544			
18-0238K					Peugeot				180,0	81,0	44,5	52		4	1	535-537, 543-544			
18-0239					Peugeot				165,0	58,0	38,5	56		3	1	521-522			
18-0239K					Peugeot				165,0	58,0	38,5	56		3	1	521-522			
18-0241					Peugeot				180,0	80,0	46,0	52		4	1	521-523, 531-532			
18-0241K					Peugeot				180,0	80,0	46,0	52		4	1	521-523, 531-532			
18-0242					Peugeot				180,0	75,0	40,5	52		4	1	521-522, 524			
18-0242K					Peugeot				180,0	75,0	40,5	52		4	1	521-522, 524			
18-0243					Peugeot Lcv				300,0	84,5	72,5	140		5+4	3	565-566			
18-0244					Citroën, Peugeot				165,0	58,0	38,5	56		3	1	126, 523			
18-0244K					Citroën, Peugeot				165,0	58,0	38,5	56		3	1	126, 523			
18-0245					Citroën, Peugeot				203,0	81,0	46,5	52		4	1	133-135, 139-141, 535-539			
18-0245K					Citroën, Peugeot				203,0	81,0	46,5	52		4	1	133-135, 139-141, 535-539			
18-0246					Citroën, Peugeot, Lcv				203,0	71,5	46,5	52		4	1	126-127, 523-524, 531-532, 560			
18-0246K					Citroën, Peugeot, Lcv				203,0	71,5	46,5	52		4	1	126-127, 523-524, 531-532, 560			
18-0247					Mitsubishi				180,0	72,0	42,0	39,8 / 50,2		4	2	426, 432, 437			
18-0248					Mitsubishi				180,0	71,0	38,5	50,2 / 50,2		4 Studs	2	426, 429, 432-433			
18-0249					Mitsubishi				180,0	71,5	39,0	50,2 / 50,2		4 Studs	2	426-427, 433			
18-0250					Mitsubishi, Lcv				254,0	83,0	62,0	93,5		6+2	3	431-432, 435, 440-441			
18-0251					Chrysler (usa)				228,6	104,0	71,0	57,5		5	4	107			
18-0252					Chrysler (usa)				228,6	105,0	76,0	72,2		5	4	107			
18-0253					Chrysler (usa)				250,0	78,0	64,0	57,5		5	3	107			
18-0254					Chrysler (usa)				250,0	78,0	65,0	72		5	3	107			
18-0257					Skoda				200,0	62,0	38,0	58,5		4+6	3	705-706			
18-0258					Saab				185,0	53,0	36,5	59		4+2	3	669			
18-0259					Skoda				200,0	81,0	49,5	39,8 / 50,2		4	2	702, 705-706, 711			
18-0259K					Skoda				200,0	81,0	49,5	39,8 / 50,2		4	2	702, 705-706, 711			
18-0260					Skoda				230,0	57,5	39,0	65		5+1	3	708-709			
18-0261					Subaru				180,0	64,5	41,0	28		4 Studs	5	720			
18-0262					Subaru				228,5	63,0	43,0	58		5+4	3	718-719, 721			
18-0263					Suzuki				220,0	63,0	50,0	57		5Studs+4	3	725-726			
18-0264					Suzuki				228,6	61,0	49,0	57		5Studs+4	3	725-726			
18-0265					Suzuki				220,0	64,0	49,0	57		5Studs+4	3	725-726			
18-0266					Suzuki				228,6	61,0	49,0	50		5+4	3	728			
18-0267					Ford, Lcv				177,8	73,0	39,0	39,8 / 50,2		4	2	224-225, 256			




METELLI ref.	H A N D B R A K E	C R C I	A D J	V E N T	Marca - Make	Ø mm	Cilindretto Freno Wheel Cylinder		RapidKit Brake Shoe				Brake Disc		Brake Drum			Pagina Page
							METELLI ref.		A	B	C	D (TH)	min. TH	N Fori Holes	Forma Shape			
							Left	Right										
 <b>Tamburo Freno - Brake Drum</b>																		
18-0267K					Ford, Lcv				177,8	73,0	39,0	39,8 / 50,2		4	2	224-225, 256		
18-0268					Ford, Lcv				203,0	65,5	45,0	63,5		4+2	4	215-218, 220-221, 243-244, 249-251, 254-255		
18-0269					Mazda				180,0	66,0	36,5	39,8 / 50,2		4	2	349, 355		
18-0270					Ford, Lcv				180,0	76,5	46,0	39,8 / 50,2		4	2	218-221, 243-245, 255		
18-0270K					Ford, Lcv				180,0	76,5	46,0	39,8 / 50,2		4	2	218-221, 243-245, 255		
18-0271					Mazda				200,0	72,0	31,0	45,2 / 50,2		4	2	352-353, 355		
18-0272					Ford				228,6	81,0	64,0	63,5		4+1	4	216, 249-254		
18-0274					Mazda				170,0	72,0	34,5	39,8 / 50,2		4	2	347		
18-0275					Ford, Lcv				203,0	72,0	48,0	50,2 / 50,2		4 Studs	2	225-228, 238-240, 256		
18-0275K					Ford, Lcv				203,0	72,0	48,0	50,2 / 50,2		4 Studs	2	225-228, 238-240, 256		
18-0276					Ford, Lcv				180,0	76,0	44,0	50,2 / 50,2		4 Studs	2	221-222, 225-228, 245, 256		
18-0276K					Ford, Lcv				180,0	76,0	44,0	50,2 / 50,2		4 Studs	2	221-222, 225-228, 245, 256		
18-0277					Ford, Lcv				228,6	71,0	53,5	63,5		4	4	216-219, 254-256		
18-0278					Ford Lcv				228,6	84,0	57,5	115		5	3	257, 259		
18-0280					Ford Lcv				254,0	147,0	85,0	130,1		6+1	3	258-259		
18-0281					Mazda				228,6	72,0	37,0	58		5	1	353-354, 357		
18-0282					Mazda				200,0	65,5	32,0	45,5 / 50,2		4	2	349-351		
18-0283					Ford				228,6	66,5	54,0	63,5		4	3	240-241		
18-0284					Ford Lcv				254,0	96,0	57,5	132		5	3	257, 259-261		
18-0285					Ford Lcv				280,0	132,5	75,5	142,5		6	3	257, 259-261		
18-0286					Ford Lcv				254,0	148,0	85,0	130,1		6+1	3	259		
18-0287					Ford				203,0	80,0	49,0	50,2 / 50,2		4 Studs	2	221-224, 245		
18-0287K					Ford				203,0	80,0	49,0	50,2 / 50,2		4 Studs	2	221-224, 245		
18-0288					Ford Lcv				203,0	65,5	45,0	63,5		4+2	4	256-257		
18-0289					Ford				180,0	76,0	44,0	50,2 / 50,2		4 Studs	2	223-224, 228-229, 238-239		
18-0289K					Ford				180,0	76,0	44,0	50,2 / 50,2		4 Studs	2	223-224, 228-229, 238-239		
18-0290					Ford				203,0	80,0	49,0	50,2 / 50,2		4 Studs	2	223-224, 228-229, 239, 246, 254		
18-0290K					Ford				203,0	80,0	49,0	50,2 / 50,2		4 Studs	2	223-224, 228-229, 239, 246, 254		
18-0291					Ford				203,0	63,5	48,5	63,5		4	3	240-241		
18-0292					Ford, Lcv, Mazda				180,0	76,0	44,0	50,2 / 50,2		4 Studs	2	228-229, 238-239, 246, 256, 349		
18-0292K					Ford, Lcv, Mazda				180,0	76,0	44,0	50,2 / 50,2		4 Studs	2	228-229, 238-239, 246, 256, 349		
18-0293					Ford				254,0	74,0	65,0	100,5		6+2	3	239		
18-0294					Mazda				180,0	76,0	44,0	50,2 / 50,2		4 Studs	2	347-348		
18-0294K					Mazda				180,0	76,0	44,0	50,2 / 50,2		4 Studs	2	347-348		
18-0295					Mazda				228,6	72,0	37,0	58		4	1	353-354		
18-0296					Mazda				200,0	58,0	42,0	55		4+4	3	350-351, 356-357		
18-0298					Bedford, Isuzu, Opel / Vauxhall				254,0	75,0	61,5	95		6+1	3	64, 294, 486		
18-0299					Opel / Vauxhall				200,0	56,0	37,5	57		4+1	4	471-474, 488-491		
18-0300					Bedford, Daewoo, Opel / Vauxhall, Lcv				200,0	67,0	53,0	57		4+1	4	64, 153-155, 468-474, 480, 487-496, 505-506, 512		
18-0301					Opel / Vauxhall, Lcv				200,0	84,0	35,0	39,8 / 50,2		4	2	482-483, 504, 514, 516		
18-0301K					Opel / Vauxhall, Lcv				200,0	84,0	35,0	39,8 / 50,2		4	2	482-483, 504, 514, 516		
18-0302					Opel / Vauxhall, Lcv				230,0	75,5	59,5	57		4+1	4	468-471, 487-489, 493-496, 498, 501-502, 514-515, 517		
18-0304					Opel / Vauxhall, Lcv				200,0	84,0	35,0	39,8 / 50,2		4	2	480-483, 504, 514-516		
18-0304K					Opel / Vauxhall, Lcv				200,0	84,0	35,0	39,8 / 50,2		4	2	480-483, 504, 514-516		

METELLI ref.	H A N D B R A K E	C R C I	A D J	V E N T	Marca - Make	Ø mm	Cilindretto Freno Wheel Cylinder		RapidKit Brake Shoe				Brake Disc			Brake Drum			Pagina Page
							METELLI ref.		A	B	C	D (TH)	min. TH	N Fori Holes	Forma Shape				
							Left	Right											
<p style="text-align: center;"><b>Tamburo Freno - Brake Drum</b></p>																			
18-0305					Opel / Vauxhall, Lcv				230,0	65,5	50,0	57		4+1	4	471-472, 474-475, 507-508, 512-513, 515			
18-0306					Opel / Vauxhall				230,0	66,0	49,5	65,5		5+1	4	510			
18-0307					Opel Lcv / Vauxhall Lcv				295,0	80,5	61,0	96,5		6+1	3	514			
18-0308					Opel Lcv / Vauxhall Lcv				280,0	105,0	70,0	132		5+3	3	518			
18-0309					Daewoo				230,0	73,5	58,0	57		4+1	4	155			
18-0310					Daewoo				200,0	81,0	52,5	39,8 / 50,2		4	2	153, 155			
18-0311					Daewoo, Lcv				180,0	79,5	40,0	47 / 52		4	2	154, 156			
18-0312					Daewoo				180,0	65,5	40,0	47 / 52		4	2	156			
18-0313					Opel / Vauxhall, Lcv				200,0	84,0	35,0	39,8 / 50,2		4	2	480-482, 504, 516			
18-0313K					Opel / Vauxhall, Lcv				200,0	84,0	35,0	39,8 / 50,2		4	2	480-482, 504, 516			
18-0315					Ford				228,6	71,0	53,5	63,5		4+1	4	221			
18-0318					Ford				254,0	80,0	64,0	63,5		4	4	250, 253			
18-0319					Ford				203,0	81,0	44,5	53		4 Studs	1	232			
18-0319K					Ford				203,0	81,0	44,5	53		4 Studs	1	232			
18-0323					Renault, Lcv				160,3	68,0	35,0	42 / 47		3 Studs	2	620, 637-638			
18-0324					Toyota				200,0	60,5	49,0	55		4+2	3	744-745			
18-0325					Toyota				295,0	85,5	76,0	106		6+4	3	748-750			
18-0326					Toyota Lcv				270,0	80,5	66,5	67		5+7	3	756			
18-0327					Mitsubishi				203,0	73,0	42,5	39,8 / 50,2		4	2	427-429, 432-433, 439-440			
18-0328					Nissan, Lcv				228,5	62,5	54,5	68		4+2	3	441-442, 444-445, 447, 451-452, 456, 466			
18-0329					Nissan Lcv				228,5	62,5	54,5	68		4+2	3	466			
18-0330					Nissan				254,0	74,0	65,0	100,5		6+2	3	459			
18-0331					Mitsubishi				254,0	83,0	62,0	93,5		6+2	3	435			
18-0332					Nissan Lcv				254,0	69,0	56,0	90		6+2	3	461, 464, 466			
18-0333					Rover				177,8	60,0	47,5	74		4+2	3	667			
18-0334					Renault, Lcv				180,2	68,5	42,0	42 / 47		3 Studs	2	620-621, 638			
18-0335					Nissan				203,2	81,7	42,0	60		4 Studs	2	454-455, 457-458			
18-0336					Nissan Lcv				254,0	75,0	67,0	68		5+2	3	466			
18-0339					Suzuki				220,0	61,0	41,0	100		5+2	3	724, 726, 728-729			
18-0340					Citroën				200,0	61,0	44,5	83		6	3	109, 124			
18-0342					Chrysler (usa) Dodge, Mitsubishi				228,6	57,0	43,0	90		4+2	3	108, 426, 428-429, 432, 437			
18-0343					Suzuki				180,0	74,0	36,0	47 / 52		4	2	727			
18-0344					Suzuki				180,0	65,5	36,0	47 / 52		4	2	727			
18-0345					Suzuki				180,0	51,0	36,0	64		4+4	3	727			
18-0346					Suzuki				254,0	66,5	54,0	100		5+2	3	728-729			
18-0348					Land Rover				254,0	56,2	47,0	66,1		5+2	3	337			
18-0349					Hyundai				180,0	71,5	36,0	39,8 / 50,2		4 Studs	2	280			
18-0350					Opel / Vauxhall, Lcv				200,0	84,0	34,0	52,9		4	1	483-484, 516-517			
18-0350K					Opel / Vauxhall, Lcv				200,0	84,0	34,0	52,9		4	1	483-484, 516-517			
18-0351					Opel / Vauxhall, Lcv				200,0	94,2	54,0	52,9		4	1	483-484, 516-517			
18-0351K					Opel / Vauxhall, Lcv				200,0	94,2	54,0	52,9		4	1	483-484, 516-517			
18-0352					Nissan				203,3	76,0	50,5	52		4	1	448-449, 459-460			
18-0352K					Nissan				203,3	76,0	50,5	52		4	1	448-449, 459-460			
18-0353					Nissan				203,0	66,5	43,5	68		4+2	3	443, 452-453			
18-0354					Daihatsu				165,0	70,5	33,5	40 / 52		4 Studs	2	161-162			
18-0355					Daihatsu				228,6	68,0	58,0	66,5		5+2	3	163			
18-0356					Toyota				200,0	51,5	41,0	55		4+2	3	754			
18-0357					Toyota				200,0	51,5	43,0	55		4+2	3	751			
18-0358					Audi, Seat, Skoda, Lcv, VW				200,0	59,0	50,5	65		5+1	3	34, 684-685, 690-692, 702-704, 713, 806-808			
18-0359					Seat Lcv, VW Lcv				230,0	57,5	39,0	65		4+1	3	700-702, 818-821			
18-0361					Smart (mcc)				203,0	59,3	38,5	58		3+1	3	714-716			
18-0362					Hyundai				180,0	71,5	36,0	39,8 / 50,2		4 Studs	2	280			
18-0363					Citroën, Lcv, Peugeot				203,0	71,5	42,0	52		4	1	116-117, 144-145, 519-520			
18-0363K					Citroën, Lcv, Peugeot				203,0	71,5	42,0	52		4	1	116-117, 144-145, 519-520			


METELLI ref.	H A N D	B R A K E	C R C I	A D J	V E N T	Marca - Make	Ø mm	Cilindretto Freno Wheel Cylinder		RapidKit Brake Shoe				Brake Disc			Brake Drum			Pagina Page
								METELLI ref.		A	B	C	D (TH)	min. TH	N Fori Holes	Forma Shape				
								Left	Right											
 <b>Tamburo Freno - Brake Drum</b>																				
18-0364						Mitsubishi				203,0	60,0	44,5	90			4+2	3	430, 433		
18-0365						Ford, Lcv				203,0	81,0	44,5	53			4 Studs	1	229-230, 235, 257		
18-0365K						Ford, Lcv				203,0	81,0	44,5	53			4 Studs	1	229-230, 235, 257		
18-0366						Ford Lcv				228,6	89,5	68,0	63,4			5	3	257-258		
18-0367						Ford Lcv				280,0	105,0	80,5	118			5	3	261-262		
18-0368						Ford Lcv				254,0	96,0	57,5	132			5	3	261-262		
18-0369						Ford Lcv				280,0	132,5	75,5	142			6	3	261-262		
18-0370						Opel / Vauxhall, Suzuki				180,0	63,0	34,5	52			4	1	467, 729		
18-0371						Opel / Vauxhall, Suzuki				180,0	63,0	34,5	52			4	1	467, 729		
18-0372 *						Fiat, Opel / Vauxhall				228,3	61,0	48,0	60			4+3+2	3	178, 485		
18-0373 *						Fiat, Opel / Vauxhall				203,2	61,0	47,0	60			4+3+2	3	178, 485		
18-0374 *						Nissan Lcv				203,3	76,0	50,5	55			4	1	463		
18-0374K *						Nissan Lcv				203,3	76,0	50,5	55			4	1	463		
18-0375 *						Nissan Lcv				228,6	72,5	52,5	66			4+2	4	463		
18-0376 *						Nissan				295,0	88,5	69,0	100,5			6+2	3	450		
18-0377 *						Rover				203,0	62,5	45,5	61			4+2+2	3	658-659, 661		
18-0378 *						Toyota				200,0	51,5	41,0	55			5+2	3	746		
18-0379 *						Toyota				200,0	51,5	42,0	55			4+2	3	755		
18-0380 *						Toyota				200,0	65,5	55,0	55			4+2	3	744-745		
18-0381 *						Dacia, Renault				203,3	76,0	50,5	52			4	1	151-152, 576-578, 581-582, 600-601		
18-0381K *						Dacia, Renault				203,3	76,0	50,5	52			4	1	151-152, 576-578, 581-582, 600-601		
18-0382 *						Dacia, Renault, Lcv				203,3	76,0	50,5	52			4	1	151-152, 574-576, 631		
18-0382K *						Dacia, Renault, Lcv				203,3	76,0	50,5	52			4	1	151-152, 574-576, 631		
18-0383 *						Citroën, Peugeot, Toyota				200,0	53,5	41,5	55			4+2+1	3	115-116, 524, 737		
18-0384 *						Mitsubishi				203,0	64,0	42,0	90			4+2	3	425, 438-439		
18-0385 *						Suzuki				200,0	56,5	40,0	58			4+2+1	3	724-725		
18-0386 *						Suzuki				254,0	70,0	63,5	108,3			5+2	3	725		
18-0387 *						Suzuki				180,0	82,0	41,0	47 / 52			4	2	729		
18-0388 *						Ford				203,0	80,0	49,0	50,2 / 50,2			4 Studs	2	229-230		
18-0388K *						Ford				203,0	80,0	49,0	50,2 / 50,2			4 Studs	2	229-230		
18-0389 *						Opel / Vauxhall, Lcv				230,0	69,0	50,0	57			4+1	3	477-478, 513-515, 517		
18-0390 *						Ford				228,3	66,0	49,0	63,5			5	3	233-234		
18-0391 *						Ford				203,0	81,0	44,5	52,9			4 Studs	1	232		
18-0391K *						Ford				203,0	81,0	44,5	52,9			4 Studs	1	232		
 <b>Pastiglie freno - Brake Pad</b>																				
22-0001-0						Autobianchi, Fiat, Lcv, Fso Polsky, Innocenti, Lancia, Seat, Zastava							17,5					62-63, 165-169, 171, 183-184, 189-190, 202, 209, 265, 292, 323, 677, 686, 869		
22-0001-1						Fiat							12,5					170-171		
22-0002-0						Saab							14,0					669-670, 675		
22-0002-1						Alfa Romeo, Nsu, Opel / Vauxhall, Porsche, Talbot, VW, Volvo							15,0					8, 15, 17-18, 467, 487, 567, 733, 759, 841		
22-0003-0						Alfa Romeo, Audi, Bedford, Bmw, Maserati, Opel / Vauxhall, Porsche, Saab, Talbot, VW, Volvo							15,0					13-18, 21, 64, 67, 347, 467-468, 480, 485, 487, 495, 498, 502, 567, 675, 732-733, 759, 835-837		
22-0003-1						Alfa Romeo							15,0					11, 13-16		
22-0003-2						Talbot							15,0					731-733		
22-0003-3						Alfa Romeo							15,0					11		
22-0003-4						Mercedes							15,5					360-361, 391-392, 398-400, 403-404		
22-0004-0						Volvo							14,0					835-837		
22-0005-0						Citroën, Renault, Talbot							15,0					125-126, 603-604, 732		

METELLI ref.	H A N D B R A K E	C R C I	A D J	V E N T	Marca - Make	Ø mm	Cilindretto Freno Wheel Cylinder		RapidKit Brake Shoe				Brake Disc			Brake Drum			Pagina Page
							METELLI ref.		A	B	C	D (TH)	min. TH	N Fori Holes	Forma Shape				
							Left	Right											
<b>Pastiglie freno - Brake Pad</b>																			
22-0005-1					Citroën, Peugeot, Renault, Lcv										14,0			127-128, 520, 533-534, 603, 620-621, 637-638	
22-0005-2					Talbot										15,0			730	
22-0005-4					Talbot										15,0			730, 732-734	
22-0005-5					Dacia, Fiat, Renault										14,0			151, 190, 604-606, 613, 621-622	
22-0006-0					Volvo										16,0			835-837	
22-0007-0					Lada										16,0			321-323	
22-0008-0					Alfa Romeo, Ferrari, Lamborghini										15,0			13, 165, 323	
22-0009-0					Alfa Romeo										15,0			13-16	
22-0009-1					Alfa Romeo										15,0			11-14, 16, 19	
22-0009-2					Alfa Romeo										15,0			11-12	
22-0010-0					Audi, VW										15,0			26-27, 761-764, 782, 788-790, 800-801, 809	
22-0010-1					Audi, VW										18,5			26, 763-764, 782, 788-789, 809-810	
22-0011-0					Mercedes, Truck										15,0			360-361, 398-400, 403-404, 422	
22-0011-0K					Mercedes, Truck										15,0			360-361, 398-400, 403-404, 422	
22-0011-1					Mercedes, Truck										17,5			391-392, 398-400, 403-404, 422	
22-0011-1K					Mercedes, Truck										17,5			391-392, 398-400, 403-404, 422	
22-0011-2					Optare Bus, VW Lcv										18,5			519, 823-825	
22-0012-0					Renault, Lcv										15,5			620-622, 637-638	
22-0013-0					Alfa Romeo										16,5			4-6, 12-13	
22-0013-1					Lotus, Maserati, Opel / Vauxhall										16,5			342, 347, 468-469, 487, 495-496, 501-502	
22-0013-2					Alfa Romeo										16,5			12	
22-0013-3					Lotus, Opel / Vauxhall										14,5			342, 504	
22-0014-0					Mercedes, Lcv, VW Lcv										18,0			386-388, 414-415, 824-825	
22-0014-0K					Mercedes Lcv										18,0			414-415	
22-0014-1					Mercedes										18,0			386-387	
22-0014-2					Iveco										18,0			297-298	
22-0014-3					Iveco										18,0			299-300	
22-0014-4					Mercedes Lcv										18,0			414-415	
22-0014-5					Iveco										18,0			297-298	
22-0014-6					Iveco										18,0			298	
22-0014-7					Iveco										18,0			299-300	
22-0014-8K					Mercedes										18,0			386-388	
22-0015-0					Citroën, Talbot										15,0			125, 730	
22-0015-1					Citroën, Peugeot, Renault, Talbot										16,5			128, 520, 533-534, 603, 732	
22-0015-2					Audi, Porsche										18,5			21, 569	
22-0015-3					Citroën										16,5			128	
22-0015-4					Talbot										15,5			730, 733-734	
22-0015-5					Peugeot, Talbot										16,5			520, 732	
22-0016-0					Alfa Romeo Lcv, Daf, Ford Lcv, Iveco, Land Rover										18,0			19, 159, 259, 297, 335, 338	
22-0016-1					Alfa Romeo Lcv, Iveco										18,0			19-20, 297-298	
22-0016-2					Iveco										18,0			298-300	
22-0016-4					Alfa Romeo Lcv, Iveco										18,0			19-20, 297-298	
22-0016-5					Land Rover, Ldv (ley- land-daf-van), Rover										18,0			338-340, 658	
22-0017-0					Peugeot Lcv										15,0			565-566	
22-0017-1					Peugeot Lcv										17,5			565-566	
22-0018-0					Saab										16,5			669-670, 675	
22-0018-1					Saab										14,0			669-670, 675	
22-0019-0					Innocenti, Opel / Vauxhall, Rover										14,0			293, 486, 510, 666-667, 669	
22-0020-0					Ford, Rover, Talbot										14,5			217-218, 668, 733	

METELLI ref.	H A N D B R A K E	C R C I	A D J	V E N T	Marca - Make	Ø mm	Cilindretto Freno Wheel Cylinder		RapidKit Brake Shoe				Brake Disc			Brake Drum			Pagina Page
							METELLI ref.		A	B	C	D (TH)	min. TH	N Fori Holes	Forma Shape				
							Left	Right											
 <b>Pastiglie freno - Brake Pad</b>																			
22-0021-0					Peugeot, Talbot										19,0			551-555, 734	
22-0022-0					Ford										17,5			224-225	
22-0023-0					Ford, Hyundai, Lotus										15,0			215-216, 218, 237, 254, 289, 342	
22-0023-1					Ford, Hyundai										15,0			237, 289	
22-0024-0					Audi, Volvo										19,5			21, 26-29, 58-59, 838	
22-0024-1					Audi										15,5			28-29, 58-59	
22-0025-0					Citroën, Lcv										13,0			125-128, 143-144	
22-0026-0					Lancia, Seat, Suzuki										16,0			325, 329, 686, 726, 728	
22-0026-1					Lancia										16,0			325, 329	
22-0026-2					Lancia										16,0			325, 329	
22-0026-3					Seat										16,0			686-687, 696-697	
22-0026-4 *					Iveco, Santana										14,0			307, 676	
22-0027-0					Bmw										16,5			68	
22-0027-0K					Bmw										16,5			68	
22-0028-0					Fiat, Lcv										16,0			167, 209	
22-0029-0					Ferrari, Ford, Lcv										18,0			165, 218-221, 225-228, 243-244, 249-252, 255-256	
22-0029-1					Ford, Lcv										18,0			218-221, 243-244, 249-252, 255	
22-0030-0					Fiat										19,5			171	
22-0030-1					Alfa Romeo, Autobianchi, Fiat, Lcv, Lancia										17,5			1-4, 63, 166, 171, 185-190, 192-198, 201, 211-212, 215, 324-326, 329-332	
22-0030-2					Lancia										17,5			329-330	
22-0031-0					Alfa Romeo Lcv, Citroën Lcv, Fiat Lcv, Peugeot Lcv										19,0			19, 144-145, 203-205, 215, 564-565	
22-0031-1 *					Iveco, Santana										15,0			307, 676	
22-0032-1					Citroën										18,0			139-141	
22-0033-0					Fiat, Lcv, Seat, Lcv										18,0			171, 183-184, 199-201, 211, 215, 686, 696, 702	
22-0033-1					Autobianchi, Fiat, Lancia, Seat, Lcv										18,0			63, 168-169, 188-190, 199-201, 332, 686-687, 696-697, 702	
22-0034-0					Nissan										15,5			447	
22-0034-1					Nissan										15,5			447	
22-0035-0					Fiat										12,0			174-176	
22-0036-0					Citroën, Renault										18,0			114-115, 571	
22-0036-1					Peugeot										18,0			524-526, 534-535	
22-0036-2					Renault, Lcv										15,0			571, 627, 638, 640	
22-0036-4					Peugeot										18,0			524	
22-0036-5					Renault, Lcv										15,0			629, 645	
22-0037-0					Peugeot, Lcv, Renault, Lcv										18,0			524-530, 534-535, 541-544, 559, 572-573, 578, 580-581, 601-617, 620, 622-623, 627-631, 637-640	
22-0037-1					Citroën, Peugeot										18,0			110-112, 139-141, 535	
22-0037-2					Peugeot										18,0			544-549	
22-0037-3					Renault										15,0			628	
22-0037-4					Citroën, Lcv, Peugeot, Lcv										18,0			126-127, 150, 520-523, 559	
22-0037-5					Citroën, Lcv, Peugeot, Lcv										18,0			126-127, 150, 523, 559	
22-0038-0					Citroën, Peugeot, Lcv, Renault										11,0			127, 133-136, 139-141, 523-524, 530-532, 536-539, 542-544, 560, 602, 623, 628	
22-0038-1					Renault										11,0			572-574, 606-607	



METELLI ref.	H A N D	B R A K E	C R C I	A D J	V E N T	Marca - Make	Ø mm	Cilindretto Freno Wheel Cylinder		RapidKit Brake Shoe				Brake Disc			Brake Drum			Pagina Page
								METELLI ref.		A	B	C	D (TH)	min. TH	N Fori Holes	Forma Shape				
								Left	Right											
<b>Pastiglie freno - Brake Pad</b>																				
22-0038-2						Renault, Lcv													575-576, 594, 631	
22-0039-0						Ford, Skoda, VW Lcv													249, 705-708, 820-821	
22-0039-1						Ford													249	
22-0040-0						Alfa Romeo, Nissan													8-10, 15, 446	
22-0040-1						Alfa Romeo													9-10	
22-0040-2						Alfa Romeo													11	
22-0041-0						Mercedes													362-363	
22-0041-0K						Mercedes													362-363	
22-0042-0						Bmw													68-71, 98	
22-0042-0K						Bmw													68-71, 98	
22-0043-0						Ford, Lcv													225, 256	
22-0044-0						Opel / Vauxhall, Lcv													468-470, 480-482, 488-496, 498-499, 501-502, 505-506, 515-517	
22-0044-1K						Opel / Vauxhall													505-506	
22-0044-2K						Opel / Vauxhall													468-470, 488-496, 498-499, 501-502	
22-0045-0						Seat, VW													682, 688-689, 764-766, 782-783, 791, 801, 809, 811	
22-0045-0K						Seat, VW													682, 688-689, 764-766, 782, 791, 801, 809, 811	
22-0045-1						Seat, VW, Lcv													682, 688-689, 697-698, 763-768, 771, 782-783, 789-791, 809-811, 816-819	
22-0045-1K						Seat, VW, Lcv													682, 688-689, 697-698, 763-768, 771, 782-783, 789-791, 809-811, 816-819	
22-0045-2						Seat, VW, Lcv													687, 800-802, 828	
22-0045-2K						Seat, VW, Lcv													687, 800-802, 828	
22-0046-0						Lada													321	
22-0047-0						Seat, VW													681, 687-688, 764-765, 782-783, 800-801	
22-0047-0K						Seat, VW													681, 687-688, 764-765, 782-783, 800-801	
22-0048-0						Alfa Romeo, Audi, Fiat, Lancia													6-7, 21-25, 28-34, 38-41, 48-49, 55-62, 174-176, 330-331	
22-0049-0						Citroën, Lcv													112, 128, 143-144	
22-0049-1						Peugeot, Lcv													524-530, 541-544, 559	
22-0049-2						Citroën													140-141	
22-0050-0						Seat, VW													682-684, 688-690, 697-698, 761, 766-773, 783, 791-793, 811, 816-818	
22-0050-1						VW													770-771, 773, 818	
22-0050-2						Seat, Lcv, VW, Lcv													684, 690, 700-701, 761, 766-772, 791-793, 816-820	
22-0050-3						VW													761, 766	
22-0050-4						VW													761, 770	
22-0051-0						Iveco													297-298	
22-0051-1						Alfa Romeo Lcv, Iveco													19-20, 297-298	
22-0051-2						Iveco													298-300	
22-0052-0						Reliant, Rover													571, 656, 664-665	
22-0052-1						Rover													664-665	
22-0053-0						Fiat, Lancia													174-176, 326, 330-331	
22-0053-1						Alfa Romeo													6-7	


METELLI ref.	H A N D	B R A K E	C R C I	A D J	V E N T	Marca - Make	Ø mm	Cilindretto Freno Wheel Cylinder		RapidKit Brake Shoe				Brake Disc			Brake Drum			Pagina Page
								METELLI ref.		A	B	C	D (TH)	min. TH	N Fori Holes	Forma Shape				
								Left	Right											
 <b>Pastiglie freno - Brake Pad</b>																				
22-0054-0						Honda										15,0			271, 276, 278	
22-0054-1						Rover										15,0			656	
22-0054-2						Honda										15,0			267, 271	
22-0055-0						Mercedes Lcv										14,0			409	
22-0055-1						Mercedes Lcv										14,0			409	
22-0056-0						Ford Lcv										18,5			257, 259	
22-0057-0						Fiat, Lcv										18,0			177-178, 200, 209-210	
22-0057-1						Fiat										18,0			192-193	
22-0057-2						Fiat, Lcv, Innocenti										18,0			177-178, 200, 209-210, 292-293	
22-0057-3						Fiat Lcv										18,0			210	
22-0057-4						Lancia										18,0			324	
22-0058-1						Citroën Lcv, Fiat Lcv, Peugeot Lcv										19,0			145, 203-205, 565	
22-0059-0						Fiat, Lancia										17,0			192-193, 195-197, 324	
22-0059-1						Zastava										17,0			869-870	
22-0059-2						Daewoo Lcv, Fso Polsky										17,0			156, 265	
22-0060-0						Citroën										17,0			109-111	
22-0060-1						Citroën, Peugeot										17,0			109-111, 520-521	
22-0060-2						Citroën, Peugeot										17,0			109, 126, 523	
22-0061-0						Mercedes										19,0			362, 375-377, 399, 404-408	
22-0061-0K						Mercedes										19,0			362, 375-377, 399, 404-408	
22-0062-0						Lada										17,0			322-323	
22-0062-1						Lada										17,0			320, 322-323	
22-0063-0						Fiat, Lancia										12,0			171, 324-326, 329-330	
22-0064-0						Alfa Romeo, Fiat, Lancia										14,5			1-4, 10-11, 17-18, 171, 173-174, 180, 185-186, 193-198, 201, 324-327	
22-0065-0						Alfa Romeo										16,5			10	
22-0065-1						Alfa Romeo										16,5			10-11	
22-0066-0						Nissan, Lcv										17,0			442, 445, 447, 451, 463-464, 466	
22-0066-1						Nissan, Lcv										17,0			441-442, 457, 464, 466	
22-0067-0						Lexus, Toyota										15,5			340, 737-739, 741	
22-0068-0						Ford Usa, Mazda										15,5			264, 353-354	
22-0069-0						Renault										18,0			579	
22-0070-0						Saab, Volvo										15,0			669-671, 838-841	
22-0070-1						Bmw										17,0			68-71, 84-85, 94, 98	
22-0070-1K						Bmw										17,0			68-71, 84-85, 94, 98	
22-0071-0						Ford, Lcv										18,5			221-223, 245, 255-256	
22-0071-1						Ford, Lcv										18,5			223-224, 256	
22-0072-0						Alfa Romeo										19,0			6-7	
22-0072-1						Alfa Romeo, Fiat, Lancia										19,0			17-18, 174-176, 198, 324-327, 330-331	
22-0072-2						Alfa Romeo										19,0			3-4	
22-0072-3						Citroën, Lcv, Fiat, Lcv, Lancia, Peugeot, Lcv										19,0			124-125, 149-150, 198-199, 212-213, 333, 557-558, 563-564	
22-0072-4						Lancia										19,0			326, 331	
22-0073-0						Ford, Lcv										18,0			226-227, 256	
22-0074-0						Fiat, Lancia										19,5			174-176, 330-331	
22-0074-1						Alfa Romeo										19,5			6-7	
22-0075-0						Volvo										16,5			841-851	
22-0076-0						Alfa Romeo										17,0			10-11	
22-0077-0						Daewoo, Jaguar, Opel / Vauxhall, Lcv										17,0			154-155, 309, 471-473, 480-483, 504-506, 512, 514-516	

METELLI ref.	H A N D B R A K E	C R C I	A D J	V E N T	Marca - Make	Ø mm	Cilindretto Freno Wheel Cylinder		RapidKit Brake Shoe				Brake Disc			Brake Drum			Pagina Page
							METELLI ref.		A	B	C	D (TH)	min. TH	N Fori Holes	Forma Shape				
							Left	Right											
<b>Pastiglie freno - Brake Pad</b>																			
22-0077-0K					Opel / Vauxhall, Lcv										17,0			471-473, 505-506, 512, 514-515	
22-0077-1					Jaguar										16,0			310	
22-0078-0					VW Lcv										18,5			829	
22-0078-1					Alfa Romeo, Ferrari, Mercedes, Opel / Vauxhall, Porsche										15,0			8, 17-18, 165, 361, 391, 467, 480, 485, 498, 502, 567-568	
22-0079-0					Fiat, Lcv, Lancia										17,5			172-173, 179-181, 211, 326	
22-0079-1					Fiat, Lcv, Lancia										17,5			185-187, 212, 331	
22-0079-2					Fiat, Lcv										17,5			187, 212	
22-0080-0					Peugeot										17,0			551-552	
22-0080-1					Talbot										15,0			733	
22-0081-0					Honda, Hyundai										15,0			267, 282-283, 286, 289	
22-0081-1					Hyundai, Mitsubishi										15,0			279-280, 283-287, 437	
22-0082-0					Fiat, Lcv, Lancia										17,5			171-173, 179-181, 186, 211, 324, 326	
22-0082-1					Alfa Romeo										17,5			1-2	
22-0082-2					Fiat, Lcv										17,5			187-188, 212	
22-0083-0					Alfa Romeo, Fiat, Lcv, Lancia										19,0			2-6, 16-18, 173-174, 180-182, 211, 324-328	
22-0083-1					Alfa Romeo, Lancia										19,0			7-8, 327	
22-0083-2					Alfa Romeo, Fiat, Lcv, Lancia										19,0			2-6, 173-174, 180-182, 188, 211, 328	
22-0084-0					Peugeot, Talbot										16,5			552-555, 734	
22-0085-0					Citroën										15,5			122-124	
22-0086-0					Autobianchi, Fiat, Fso Polsky, Talbot										10,0			62, 165-166, 169, 202, 265, 733	
22-0087-0					Bedford, Daewoo, Lcv, Honda, Maruti, Rover, Suzuki, Lcv										15,5			65, 153, 156, 270, 347, 663, 723, 729	
22-0088-0					Ford, Lcv, Mazda										17,5			228-229, 238-239, 256-257, 347-348	
22-0089-0					Aston Martin, Jaguar, Renault Lcv										15,5			20-21, 309-310, 634	
22-0089-1					Renault Lcv										15,5			634-635	
22-0090-0					Peugeot, Renault										18,0			553-555, 571	
22-0091-0					Bmw										19,5			70, 84-85, 94	
22-0091-0K					Bmw										19,5			70, 84-85, 94	
22-0091-1					Maserati, Porsche										19,5			347, 569	
22-0091-1K					Porsche										19,5			569	
22-0091-2					Ferrari										19,5			165	
22-0092-0					Mercedes										13,5			362-363	
22-0092-1					Mercedes										15,5			365-366, 375-377, 399, 404-406	
22-0093-0					Ford, Lcv, Mazda										18,0			228-229, 246, 256-257, 347-348	
22-0094-0					Ford										18,0			222-223, 245-253	
22-0094-1					Ford										18,0			248	
22-0094-2					Ford										18,0			222-223, 245-253	
22-0095-0					Ford										13,5			223, 246-253	
22-0095-0K					Ford										13,5			223, 246-253	
22-0095-1K					Ford										13,5			247-248	
22-0095-2					Ford										13,5			223, 246-253	
22-0096-0					Eagle (usa), Renault										17,0			165, 614-619	
22-0097-0					Suzuki, Lcv										15,0			725-726, 729	
22-0098-0					Opel Lcv / Vauxhall Lcv, Renault Lcv										18,5			512, 641-645	
22-0099-0					Peugeot										19,0			537, 544-549	
22-0099-1					Citroën										19,0			141	


METELLI ref.	H A N D B R A K E	C R C I	A D J	V E N T	Marca - Make	Ø mm	Cilindretto Freno Wheel Cylinder		RapidKit Brake Shoe				Brake Disc			Brake Drum			Pagina Page
							METELLI ref.		A	B	C	D (TH)	min. TH	N Fori Holes	Forma Shape				
							Left	Right											
<b>Pastiglie freno - Brake Pad</b>																			
22-0100-0					Peugeot, Seat, VW													545-549, 682-683, 688-689, 698, 761, 766-773, 783, 791-793, 801, 804-805, 811, 817-818	
22-0100-1					Audi, Citroën, Lcv, Fiat, Lcv, Ford, Lancia, Peugeot, Lcv, Seat, Skoda, Lcv, VW													34-35, 38-44, 49-52, 55-56, 62, 112-113, 116-122, 138-139, 142-143, 145, 199, 215, 235-236, 329, 520, 539-541, 558-561, 566-567, 678-681, 684-685, 690-695, 698-700, 703-705, 708-709, 711-712, 714, 759-762, 773-775, 779-781, 786-788, 793-797, 804-805, 807-8	
22-0100-2					Audi, Nissan, Renault, Lcv, Seat													44-46, 449, 459-460, 571, 576-580, 582, 592, 594-601, 625-626, 630, 636, 685-686	
22-0100-3					Ford, Seat, VW													235-236, 678-679, 811-812	
22-0100-4					Seat, Skoda, VW													684-685, 690-692, 703-704, 806-808	
22-0100-5					Audi, VW													35-37, 776-780	
22-0101-0					Bertone, Daihatsu													65, 161-162	
22-0102-0					Fiat													167-169, 190, 202	
22-0103-0					Ford Usa Mercury, Mazda													264, 349-350	
22-0104-0					Alfa Romeo, Nissan													8-10, 15, 446	
22-0104-1					Alfa Romeo													9-10	
22-0105-0					Citroën, Lcv, Fiat, Lcv, Peugeot, Lcv													124, 149-150, 198, 212-213, 557, 563-564	
22-0106-0					Renault													585, 587	
22-0107-0					Nissan, Lcv													459, 466	
22-0107-1					Nissan, Lcv, Subaru													450, 459, 464-466, 723	
22-0108-0					GM (usa) Chevrolet, GM (usa) Geo, Toyota													266, 737-743, 751, 753	
22-0109-0					Toyota, Lcv													734, 748-749, 757	
22-0110-0					Nissan													450-451	
22-0110-1					Nissan													450-451	
22-0111-0					Nissan, Lcv													446, 460-461	
22-0111-1					Nissan, Renault Truck													460, 645, 650	
22-0111-2					Mercedes Truck, Renault Truck													421, 645-646, 650	
22-0112-0					Asia Motor, Mitsubishi, Lcv													20, 428-429, 435, 437, 440	
22-0113-0					Alfa Romeo, Lancia													5, 7-8, 327	
22-0114-0					Chrysler (usa) Plymouth, Mitsubishi													109, 426-430, 432-433, 439-440	
22-0115-0					Mitsubishi, Lcv													431, 435, 440-441	
22-0116-0					GM (usa) Geo, Suzuki													266, 728-729	
22-0117-0					Daewoo, Opel / Vauxhall, Lcv													153-155, 473-474, 479, 491-492, 494-495, 498-499, 506, 512	
22-0117-1K					Opel / Vauxhall, Lcv													473-474, 479, 498-499, 506, 512	
22-0118-0					Opel / Vauxhall, Saab													479, 506-508, 670-671	
22-0118-1					Saab													672-675	
22-0118-2					Opel / Vauxhall, Saab													476, 511, 673-675	
22-0118-3K					Opel / Vauxhall													506-508	
22-0119-0					Rover													656-657, 659-660	

METELLI ref.	H A N D B R A K E	C R C I	A D J	V E N T	Marca - Make	Ø mm	Cilindretto Freno Wheel Cylinder		RapidKit Brake Shoe				Brake Disc			Brake Drum			Pagina Page
							METELLI ref.		A	B	C	D (TH)	min. TH	N Fori Holes	Forma Shape				
							Left	Right											
<b>Pastiglie freno - Brake Pad</b>																			
22-0120-0					Dacia, Peugeot, Renault, Lcv													151-152, 530, 542-544, 571-575, 578, 580-581, 592-597, 601-617, 619-620, 622-623, 627-631, 637-640, 645	
22-0120-0K					Peugeot, Renault, Lcv													530, 542-544, 571-574, 578, 580-581, 592-597, 601-617, 619-620, 622-623, 627-631, 637-640	
22-0121-0					Rover													656, 665-666	
22-0122-0					Bmw													72-73, 85-87, 95, 99	
22-0122-0K					Bmw													85-87, 95	
22-0122-1					Jaguar													309-310	
22-0122-2					Audi, Citroën, Peugeot													23-25, 34, 60-61, 132-133, 556	
22-0122-2K					Citroën, Peugeot													132-133, 556	
22-0123-0					Nissan													452-454	
22-0124-0					Bmw													71-74, 98	
22-0124-0K					Bmw													71-74, 98	
22-0125-0					Bmw													70, 72-73, 85-87, 95, 99	
22-0125-0K					Bmw													70, 85-87, 95	
22-0126-0					Volvo													838-841	
22-0127-0					Kia													318-319	
22-0128-0					Opel / Vauxhall, Saab													479, 500, 506, 670-671	
22-0128-0K					Opel / Vauxhall													479, 506	
22-0128-1K					Opel / Vauxhall													500	
22-0129-0					Toyota, Lcv, VW Lcv													734-735, 749-750, 757, 828	
22-0129-1					Toyota Lcv													758	
22-0130-0					Volvo													838-841	
22-0131-0					Volvo													841-851, 862-863, 865-866	
22-0132-0					Volvo													841-851, 862, 865-866	
22-0133-0					Chrysler (usa) Jeep, Jeep													108, 311-312, 314	
22-0134-0					Chrysler (usa) Dodge, Chrysler (usa) Plymouth, Citroën, Mitsubishi, Peugeot, VW													108-109, 122, 424-425, 428, 430-432, 434-438, 440, 544, 794	
22-0135-0					Subaru													719, 721	
22-0136-0					GM (usa) Geo, Suzuki													266, 724-725, 728	
22-0137-0					Fiat, Lcv													173-174, 202	
22-0138-0					Honda													272-273, 277-278	
22-0139-0					Iveco													298-300	
22-0139-1					Iveco													298	
22-0140-0					Subaru													719, 721	
22-0141-0					Opel / Vauxhall, Saab													474, 479, 492, 506, 670-671	
22-0142-0					Daewoo Lcv, Renault													156, 579, 585-588, 593-595, 623-624, 627	
22-0142-1					Renault													619-620	
22-0142-2					Renault													576, 585-588, 592-597, 624-625	
22-0143-0					Ford, Ford Usa Mercury													217, 240-241, 243, 264	
22-0143-0K					Ford													217, 240-241	
22-0143-1					Ford													241	
22-0143-2					Ford													217, 241	
22-0144-0					Citroën													128-130	
22-0145-0					Nissan													448	




METELLI ref.	H A N D B R A K E	C R C I	A D J	V E N T	Marca - Make	Ø mm	Cilindretto Freno Wheel Cylinder		RapidKit Brake Shoe				Brake Disc			Brake Drum			Pagina Page
							METELLI ref.		A	B	C	D (TH)	min. TH	N Fori Holes	Forma Shape				
							Left	Right											
 <b>Pastiglie freno - Brake Pad</b>																			
22-0146-0					Ford, Ford Usa, Ford Usa Mercury										18,0				240-241, 243, 246-248, 264
22-0146-1					Ford										18,0				217, 240-241, 246-248
22-0147-1					Lotus, Renault, Talbot										14,0				342, 578-579, 581, 604, 614-620, 622, 732
22-0148-0					Audi										19,0				21, 29-34, 38-39, 57, 59
22-0148-1					Audi										19,0				21-23, 25, 30-31, 59-61
22-0148-2					Audi										16,0				28-29, 33, 58-59
22-0148-3					Audi										16,0				58-59
22-0149-0					GM (usa) Geo, Toyota										17,5				266, 737-741, 743-745, 751-752
22-0150-0					Saab										17,5				669-671
22-0151-0					Mitsubishi										14,5				425, 435-436, 438
22-0152-0					Toyota										15,0				749
22-0153-0					Toyota										15,0				750
22-0154-0					Citroën Lcv, Fiat Lcv, Peugeot Lcv										19,5				146, 205-207, 561-562
22-0154-1					Citroën Lcv, Fiat Lcv, Peugeot Lcv										19,5				146-147, 205-207, 561-563
22-0155-0					Citroën Lcv, Fiat Lcv, Peugeot Lcv										19,5				147, 206-207, 561-562
22-0155-1					Citroën Lcv, Fiat Lcv, Peugeot Lcv										19,5				146-147, 206-207, 561-563
22-0156-0					Peugeot										17,0				535-537
22-0156-1					Citroën, Peugeot, Lcv										17,0				127, 133-137, 521-524, 535-539, 560
22-0157-0					Citroën										16,0				129-131
22-0158-0					Mercedes										20,0				365-367
22-0158-0K					Mercedes										20,0				365-367
22-0159-0					Fiat, Lancia										17,0				185-186, 331
22-0159-1					Fiat, Lcv, Lancia, Zastava										17,0				184-187, 191, 211-212, 214, 331, 869
22-0159-2					Fiat, Ford										17,0				170, 239
22-0160-0					Subaru										15,0				720
22-0161-0					Lexus, Toyota										15,0				340-341, 735-741
22-0161-1					Toyota										15,0				738-739, 741
22-0161-2					GM (usa) Chevrolet, Toyota										15,0				266, 742-745
22-0162-0					VW Lcv										19,0				829-833
22-0163-0					VW Lcv										18,0				829-833
22-0163-1					VW Lcv										18,0				830-833
22-0163-2					VW Lcv										18,0				830-833
22-0164-0					VW Lcv										19,0				829-833
22-0164-1					VW Lcv										19,0				830-833
22-0165-0					Chrysler, Lotus, Renault										15,0				105, 342, 579-580, 585-588, 623-624
22-0165-1					Lotus, Opel / Vauxhall										12,5				342, 504
22-0166-0					Toyota										15,5				735-736, 739-740, 751
22-0167-0					Lexus, Toyota										17,0				340-341, 737, 741
22-0168-0					GM (usa) Geo, Subaru, Suzuki, Tata										15,0				266, 720, 723-724, 727, 734
22-0169-0					Honda, Suzuki										13,0				267, 278, 727
22-0170-0					Honda										13,0				267-268, 274, 276-278
22-0170-1					Honda, Lotus, Rover										13,0				272-275, 278, 342, 656-661, 665-666, 668
22-0171-0					Honda										17,5				267-268, 277-278
22-0172-0					Honda, Rover										18,5				268-269, 278-279, 661-662
22-0173-0					Honda, Rover, Suzuki										15,0				268-270, 274-279, 661-662, 666, 728

METELLI ref.	H A N D B R A K E	C R C I	A D J	V E N T	Marca - Make	Ø mm	Cilindretto Freno Wheel Cylinder		RapidKit Brake Shoe				Brake Disc			Brake Drum			Pagina Page
							METELLI ref.		A	B	C	D (TH)	min. TH	N Fori Holes	Forma Shape				
							Left	Right											
<b>Pastiglie freno - Brake Pad</b>																			
22-0173-1					Honda										15,0			275-276	
22-0174-0					Honda, Lotus, Rover										17,5			272-275, 342, 656-663, 665-666, 668	
22-0174-1					Land Rover, Tata										17,5			337, 734	
22-0175-0					Honda										16,5			272-273, 276	
22-0176-0					Honda										13,0			272-273, 276	
22-0176-1					Honda										13,0			277	
22-0177-0					Land Rover										17,0			336, 338	
22-0177-1					Land Rover										17,0			334-337	
22-0178-0					Citroën, Fiat, Jaguar, Lancia, Peugeot										17,0			124-125, 198-199, 309-310, 333, 557-558	
22-0178-0K					Jaguar										17,0			309-310	
22-0178-1K					Citroën, Fiat, Lancia, Peugeot										17,0			124-125, 198-199, 333, 557-558	
22-0179-0					Nissan										16,0			452	
22-0180-0					Bmw										17,0			71-74, 98-99	
22-0180-0K					Bmw										17,0			71-74, 98-99	
22-0181-0					Audi										20,0			24-25, 48-49	
22-0181-1					Audi, VW										20,0			38-41, 793-794	
22-0181-2					Audi, Seat, Skoda, VW										20,0			34-35, 62, 691-693, 699, 708, 761, 770-771, 773-775, 787-788, 792-793, 818	
22-0181-3					Audi										20,0			49-52	
22-0181-4					Audi, Seat, Skoda, VW										20,0			34-35, 62, 693-694, 699, 708-709, 760-761, 774-775, 787-788	
22-0182-0					Volvo										19,5			848, 852-853, 858-860, 862-863	
22-0183-0					Volvo										17,0			841-851	
22-0184-0					Peugeot										17,0			555-556	
22-0184-1					Citroën										17,0			131-133	
22-0185-0					Peugeot										17,0			555-556	
22-0185-1					Citroën, Renault										17,0			131-132, 576, 627	
22-0186-0					Renault, Lcv										18,5			613-614, 641-645	
22-0187-0					Hyundai, Rover										15,0			288, 662	
22-0188-0					Hyundai, Kia, Ssangyong										17,0			281-282, 285-288, 316-317, 717-718	
22-0188-1					Hyundai										17,0			281	
22-0189-0					Peugeot										18,0			553, 555	
22-0190-0					Nissan										17,0			442, 452	
22-0190-1					Nissan										17,0			442, 452, 456	
22-0191-0					Reliant, Rover										18,0			571, 664, 667-668	
22-0192-0					Mercedes, Lcv, Peugeot										17,0			395, 415, 555-556	
22-0192-1					Peugeot										15,5			549-550, 556-557	
22-0193-0					Nissan										16,0			452	
22-0193-1					Nissan										16,0			441-444, 447, 456, 458	
22-0194-0					Ford Lcv										19,0			259-261	
22-0194-1					Ford Lcv										19,0			260-261	
22-0195-0					Ford Lcv										19,0			259-261	
22-0195-1					Ford Lcv										19,0			260-261	
22-0196-0					Ford Usa, Ford Usa Mercury, Kia, Mazda										15,0			264, 318, 347, 350-351, 355	
22-0197-0					Ford Usa, Ford Usa Mercury, Mazda										15,0			264-265, 350-351, 356	
22-0198-0					Ford, Nissan, Lcv										15,5			239, 456, 459, 466	
22-0199-0					Nissan										15,5			443-444, 452-454	
22-0200-0					Volvo										15,5			841-853, 858-860, 862-863	
22-0201-0					Daihatsu, Lcv, Piaggio										13,5			161-162, 164, 567	
22-0202-0					Subaru										15,0			720, 723	


METELLI ref.	H A N D B R A K E	C R C I	A D J	V E N T	Marca - Make	Ø mm	Cilindretto Freno Wheel Cylinder		RapidKit Brake Shoe				Brake Disc			Brake Drum			Pagina Page
							METELLI ref.		A	B	C	D (TH)	min. TH	N Fori Holes	Forma Shape				
							Left	Right											
 <b>Pastiglie freno - Brake Pad</b>																			
22-0202-1					Nissan, Subaru										16,0			446, 455, 457-458, 720, 723	
22-0203-0					Mercedes										15,0			362-363, 366-368, 376-379, 399-402, 406-408	
22-0203-0K					Mercedes										15,0			362-363, 366-368, 376-379, 399-402, 406-408	
22-0204-0					Subaru										15,0			719, 721, 723	
22-0205-0					Ford										18,5			223, 251	
22-0205-1					Ford										18,5			223, 248, 251	
22-0206-0					Seat, Skoda, Lcv, VW										17,0			680-681, 684-685, 690-691, 702-704, 713, 763, 786-787, 801-802, 805-806	
22-0206-1					Seat, VW										19,5			681-682, 687-689, 697-698, 766-768, 771, 803-804, 816-817	
22-0206-2					Seat, VW										15,0			683-684, 689-690, 766-768, 771-772, 803-804, 816-817	
22-0206-3					Seat, Skoda, Lcv, VW										17,0			684-685, 690-691, 702-704, 713, 806, 808	
22-0207-0					Bmw										19,5			87-89	
22-0207-0K					Bmw										19,5			87-89	
22-0207-3					Bmw										19,5			75-78, 96-97, 99	
22-0207-3K					Bmw										19,5			75-78	
22-0207-4K					Bmw										19,5			96-97	
22-0207-5					Bmw, Rover										19,5			76, 99, 666	
22-0207-5K					Bmw										19,5			76	
22-0208-0					Opel / Vauxhall, Lcv										18,0			471-474, 479, 506-508, 512	
22-0208-1K					Opel / Vauxhall, Lcv										18,0			471-474, 479, 512	
22-0208-2K					Opel / Vauxhall										18,0			506-508	
22-0209-0					Saab										19,5			669-671	
22-0210-0					Bmw										17,0			87-89	
22-0210-0K					Bmw										17,0			87-88	
22-0210-1K					Bmw										17,0			88-89	
22-0211-0					Audi, Seat, Skoda, VW										19,5			34-35, 693-694, 699, 708-709, 759-760, 773-775	
22-0211-1					Audi, Seat, Skoda, Lcv, VW, Lcv										19,5			34-35, 684-685, 690-694, 699, 702-705, 708-709, 711, 713-714, 759-760, 763, 773-775, 787-788, 806-808, 823	
22-0211-2					Audi, Seat, Skoda, Lcv, VW, Lcv										19,5			34-37, 679, 684-685, 690-694, 698-699, 702-705, 708-711, 713-714, 759-760, 773-777, 779-781, 784, 787-788, 806-808, 821-822	
22-0212-0					Iveco										20,0			298-302	
22-0212-1K					Iveco										20,0			298-301	
22-0212-2K					Iveco										20,0			298-300	
22-0212-3					Iveco										17,0			300-301	
22-0212-4K					Iveco										17,0			300-301	
22-0212-6					Renault Lcv										20,0			633-634	
22-0212-7K					Renault Lcv										20,0			633-634	
22-0212-9					Nissan Lcv, Renault Truck										20,0			461-462, 650	
22-0213-0					Peugeot										19,0			549	
22-0214-0					Citroën, Peugeot										19,0			135, 137, 140, 537, 549-550, 556-557	

METELLI ref.	H A N D B R A K E	C R C I	A D J	V E N T	Marca - Make	Ø mm	Cilindretto Freno Wheel Cylinder		RapidKit Brake Shoe				Brake Disc			Brake Drum			Pagina Page
							METELLI ref.		A	B	C	D (TH)	min. TH	N Fori Holes	Forma Shape				
							Left	Right											
<b>Pastiglie freno - Brake Pad</b>																			
22-0215-0					Audi, Seat, VW										19,5			38-39, 682-683, 689, 698, 767-769, 771-772, 793-794, 816-818	
22-0215-1					Seat, Lcv, VW, Lcv										16,0			681, 683-684, 690, 700-702, 767-772, 774-775, 786-787, 801-802, 804-805, 816-820	
22-0215-2					Audi, VW										19,5			38-39, 41-44, 793-795	
22-0216-0					Mitsubishi, Volvo										15,5			424-425, 438-439, 854-855	
22-0216-1					Mitsubishi, Smart (mcc)										17,5			427, 715	
22-0217-0					Citroën, Lcv, Peugeot, Lcv										19,0			112-113, 134-138, 142, 536-539, 560, 566-567	
22-0217-1					Citroën, Lcv, Peugeot, Lcv										19,0			112-113, 134-139, 142-143, 151, 536-539, 560, 566-567	
22-0218-0					Chrysler (usa) Jeep, Jeep										18,0			108, 311-314	
22-0218-1					Kia										18,0			315	
22-0219-0					Mercedes										19,5			366-368, 378-381, 396, 402	
22-0219-0K					Mercedes										19,5			366-368, 378-381, 396, 402	
22-0220-0					Alfa Romeo, Lancia										19,0			4-5, 328	
22-0220-1					Alfa Romeo, Lancia										19,0			2, 4-5, 328	
22-0221-0					Mitsubishi, Proton										15,0			426-427, 432-434, 570-571	
22-0221-1					Mitsubishi										15,0			427, 434	
22-0222-0					Renault										18,0			579-580	
22-0223-0					Ford Usa, Mazda										16,5			264, 354, 357-358	
22-0223-1					Mazda										16,5			351, 354-355, 357	
22-0224-0					Chrysler (usa) Plymouth, Mitsubishi, Proton										15,0			109, 427-431, 433, 438-440, 570-571	
22-0225-0					Honda, Rover										17,5			267-268, 662	
22-0226-0					Chrysler (usa) Plymouth, Mitsubishi, Proton										14,5			109, 427-430, 433, 570-571	
22-0227-0					Toyota, Lcv, VW Lcv										15,5			738, 748, 756-757, 828	
22-0228-0					Daihatsu, Hyundai, Mazda, Mitsubishi, Toyota										14,0			161, 282-283, 286, 355, 426, 428, 432, 437, 741-742	
22-0229-0					Honda, Nissan										14,5			270, 445-446	
22-0230-0					Nissan										16,0			455, 457-458	
22-0230-1					Nissan, Suzuki										16,0			455, 457-458, 727	
22-0231-0					Mazda										15,0			352-353	
22-0231-1					Mazda										15,0			352	
22-0232-0					Ford Lcv, Mazda Lcv										15,0			254, 359	
22-0232-1					Kia Lcv, Mazda Lcv										15,0			320, 359	
22-0233-0					Ford Usa, Mazda										12,0			264, 353-354	
22-0234-0					Toyota										13,5			752-753	
22-0235-0					Volvo										15,5			838-841	
22-0236-0					Honda										15,0			271-272	
22-0236-1					Honda										15,0			271-272, 276, 278	
22-0237-0					Honda										15,0			277	
22-0237-1					Honda										15,0			267-268, 277-278	
22-0238-0					Mitsubishi										15,0			426, 432-433	
22-0239-0					Daihatsu, Lcv, Mazda Lcv										14,0			162, 164, 358	
22-0240-0					Daihatsu										14,0			159-160	
22-0241-0					Subaru										17,5			718, 722	
22-0242-0					Toyota Lcv										15,0			757-758	
22-0243-0					Mazda Lcv, Toyota										15,5			359, 740	
22-0244-0					Isuzu, Opel / Vauxhall, Lcv										16,0			294-296, 486, 514	
22-0245-0					Nissan										14,5			446-447, 451, 455-457	


METELLI ref.	H A N D B R A K E	C R C I	A D J	V E N T	Marca - Make	Ø mm	Cilindretto Freno Wheel Cylinder		RapidKit Brake Shoe				Brake Disc			Brake Drum			Pagina Page
							METELLI ref.		A	B	C	D (TH)	min. TH	N Fori Holes	Forma Shape				
							Left	Right											
 <b>Pastiglie freno - Brake Pad</b>																			
22-0245-1					Nissan, Lcv										14,5			444-445, 447, 456, 466	
22-0246-0					Nissan										16,5			441, 458	
22-0246-1					Nissan										16,5			441, 455, 458	
22-0247-0					Honda										15,0			267, 271	
22-0247-1					Honda										15,0			271-272, 276	
22-0248-0					Suzuki										15,0			724	
22-0249-0					Suzuki										14,5			724, 728-729	
22-0250-0					Mitsubishi										15,0			424-425	
22-0251-0					Alfa Romeo, Chrysler, Fiat, Lancia										17,5			3, 6, 17-18, 105, 174, 325	
22-0251-1					Peugeot										17,5			550	
22-0251-2					Ford, GM (usa) Cadillac, Jaguar, Lotus, Seat, Volvo										15,0			232, 266, 309-311, 342, 690, 858, 865	
22-0251-4					Seat										15,0			693	
22-0252-0					Chrysler, Mercedes, Ssangyong										20,0			103, 378-381, 396-397, 402, 717	
22-0252-0K					Mercedes										20,0			378-381, 396-397, 402	
22-0253-0					Citroën, Nissan Lcv, Renault, Lcv										18,0			133, 462-463, 582-584, 632-633	
22-0253-1					Nissan Lcv, Renault, Lcv										18,0			462-463, 582-584, 632-633	
22-0254-0					Peugeot										18,0			530-532, 535	
22-0254-1					Peugeot, Lcv										18,0			530-532, 559	
22-0255-0					Mercedes										15,5			365-366	
22-0256-0					Mercedes, Lcv, VW Lcv										20,5			395, 409-411, 415, 825-826	
22-0256-0K					Mercedes, Lcv, VW Lcv										20,5			395, 409-411, 415, 825-826	
22-0256-1					Mercedes Lcv										20,5			409-411	
22-0256-1K					Mercedes Lcv										20,5			409-411	
22-0257-0					Opel / Vauxhall, Lcv										17,0			474-476, 513	
22-0258-0					Opel / Vauxhall, Lcv										19,5			476, 510-511, 513	
22-0259-0					Opel / Vauxhall, Lcv										16,5			475-476, 510-511, 513	
22-0260-0					Bmw										17,5			75-78	
22-0260-0K					Bmw										17,5			75-78	
22-0261-0					Bmw, Rover, Saab										17,0			74-78, 99, 662, 666, 673-675	
22-0261-0K					Bmw										17,0			74-78	
22-0261-1K					Rover										17,0			662, 666	
22-0262-0					Mercedes Lcv, Optare Bus, VW Lcv										20,0			411-412, 519, 825-826	
22-0262-0K					Mercedes Lcv, Optare Bus, VW Lcv										20,0			411-412, 519, 825-826	
22-0262-1					Mercedes Lcv										20,0			411-412	
22-0262-1K					Mercedes Lcv										20,0			411-412	
22-0263-0					VW Lcv										19,5			830-833	
22-0263-1					VW Lcv										19,5			830-833	
22-0264-0					Opel Lcv / Vauxhall Lcv, Renault Lcv										18,0			518, 635	
22-0265-0					Bedford, Isuzu										15,5			64, 295-296	
22-0266-0					Renault Truck										22,0			651	
22-0266-0K					Renault Truck										22,0			651	
22-0267-0					Mercedes Truck, Optare Bus										22,0			418-420, 422-423, 519	
22-0267-0K					Mercedes Truck, Optare Bus										22,0			418-420, 422-423, 519	
22-0268-0					Iveco										22,0			302-304	
22-0268-1K					Iveco										22,0			303-304	
22-0268-2K					Iveco										22,0			303-304	
22-0268-3K					Iveco										22,0			304	
22-0268-4K					Iveco										22,0			302	
22-0269-0					Iveco, Renault Truck										22,0			297, 302-305, 651-652	



METELLI ref.	H A N D B R A K E	C R C I	A D J	V E N T	Marca - Make	Ø mm	Cilindretto Freno Wheel Cylinder		RapidKit Brake Shoe				Brake Disc			Brake Drum			Pagina Page
							METELLI ref.		A	B	C	D (TH)	min. TH	N Fori Holes	Forma Shape				
							Left	Right											
<b>Pastiglie freno - Brake Pad</b>																			
22-0269-1K					Iveco										22,0			302-305	
22-0269-2K					Iveco										22,0			297, 302-305	
22-0269-3K					Renault Truck										22,0			651-652	
22-0269-4K					Iveco										22,0			302, 304	
22-0270-0					Ford Truck And Tractor, Nissan Lcv, Volvo Truck										22,0			263-264, 461, 867-868	
22-0270-0K					Nissan Lcv, Volvo Truck										22,0			461, 867-868	
22-0271-0					Man Bus-truck										22,0			343-345	
22-0272-0					Dennis Fire, Renault Truck										20,5			164, 650-652	
22-0272-1					Dennis Fire, Renault Truck										20,5			164, 650-651	
22-0273-0					Fiat										18,0			182-183	
22-0273-1					Fiat										18,0			182-183	
22-0273-2					Fiat										18,0			182-183	
22-0274-0					Fiat										18,0			182-183	
22-0274-1					Lancia										18,0			324	
22-0274-2					Fiat, Lcv										18,0			176-177, 182-183, 187, 202-203, 214-215	
22-0275-0					Opel / Vauxhall, Saab										15,5			479, 498-499, 502-503, 507-508, 670-675	
22-0275-1					Opel / Vauxhall										17,5			500-501	
22-0276-0					Opel / Vauxhall										15,5			498-499	
22-0277-0					Nissan										16,0			442-443	
22-0278-0					Nissan										16,0			442, 456	
22-0279-0					Ford, Seat, VW										20,0			235-236, 678-679, 811-812	
22-0279-1					Ford, Seat, VW										20,0			235-236, 678, 811-812	
22-0280-0					Toyota Lcv										15,5			758	
22-0281-0					Toyota, Lcv										15,5			751, 758	
22-0282-0					Toyota										15,0			734	
22-0283-0					Mazda Lcv										15,0			358	
22-0284-0					Citroën										17,0			114-115, 122-124	
22-0285-0					Citroën										15,0			128-133	
22-0286-0					Mitsubishi, Smart (mcc), Volvo										17,0			424-425, 427, 715, 854-855	
22-0287-0					Toyota										18,0			735-736	
22-0288-0					Alfa Romeo, Lancia										16,0			6, 8, 15, 19, 327	
22-0288-1					Volvo										16,0			858, 865	
22-0288-2					Peugeot										16,0			557	
22-0288-3					Citroën, Fiat, Lancia, Peugeot										15,5			122, 199, 329, 559	
22-0288-4					Alfa Romeo										16,0			5, 16	
22-0288-5					Ford, GM (usa) Cadillac, Mitsubishi, Subaru										16,0			238, 266, 425, 434, 720	
22-0289-0					Chrysler, Chrysler (usa), Chrysler (usa) Dodge, Chrysler (usa) Plymouth										19,0			103, 105-109	
22-0290-0					Citroën										17,0			129-130	
22-0291-0					Ford										19,0			232	
22-0292-0					Toyota										16,5			754	
22-0293-0					Chevrolet, Daewoo, Lcv										16,0			102, 154, 156	
22-0294-0					Chevrolet, Daewoo										17,0			101-102, 154-155	
22-0295-0					Subaru										17,0			719, 721	
22-0296-0					Subaru										17,0			718-719, 722-723	
22-0297-0					Hyundai, Lcv										16,0			289, 291	
22-0298-0					Honda, Rover										17,5			268-270, 273-275, 277-279, 661-662	
22-0299-0					Alfa Romeo, Fiat, Lancia										14,5			1-2, 17-18, 171, 173-174, 180, 186, 324-327	
22-0300-0					Mazda										14,0			349	
22-0301-0					Mazda										15,5			354-355, 357	
22-0302-0					Mazda										13,0			358	


METELLI ref.	H A N D	B R A K E	C R C I	A D J	V E N T	Marca - Make	Ø mm	Cilindretto Freno Wheel Cylinder		RapidKit Brake Shoe				Brake Disc			Brake Drum			Pagina Page
								METELLI ref.		A	B	C	D (TH)	min. TH	N Fori Holes	Forma Shape				
								Left	Right											
 <b>Pastiglie freno - Brake Pad</b>																				
22-0302-1						Mazda									13,0				351-352, 354-355, 357	
22-0302-2 *						Mazda									12,0				352	
22-0303-0						Ford Usa, Mazda									13,5				264, 354, 357-358	
22-0304-0						Nissan									16,0				442-443, 451	
22-0305-0						Nissan									17,0				443, 452-454	
22-0306-0						Nissan									17,0				447	
22-0306-1						Mitsubishi									16,0				431-432	
22-0307-0						Rover									19,0				662, 666	
22-0307-0K						Rover									19,0				662, 666	
22-0308-0						Volvo									17,0				841-847	
22-0309-0						Volvo									19,0				856-858, 860-861, 863-866	
22-0310-0						Mercedes									17,0				363-364	
22-0310-0K						Mercedes									17,0				363-364	
22-0310-1						Mercedes									19,5				408	
22-0310-1K						Mercedes									19,5				408	
22-0311-0						Mercedes, Lcv, VW Lcv									18,5				387-388, 410-411, 825-826	
22-0311-0K						Mercedes, Lcv, VW Lcv									18,5				387-388, 410-411, 825-826	
22-0312-0						Bmw									17,5				74-78, 98-99	
22-0312-0K						Bmw									17,5				74-78, 99	
22-0313-0						Citroën, Peugeot, Lcv									18,0				134-138, 531-532, 536-539, 560	
22-0313-1						Peugeot									18,0				531-532	
22-0314-0						Audi, Seat, Skoda, VW									20,0				38-46, 49-53, 685-686, 711-712, 793-797	
22-0314-1						Volvo									19,0				852-853, 858-860, 862-865	
22-0315-0						Ford, Lcv									18,5				228-229, 238-239, 256-257	
22-0316-0						Ford, Lcv, Mazda									18,5				228-230, 235, 246, 253, 257, 348	
22-0316-1						Toyota									17,5				755	
22-0317-0						Ford									15,0				230, 232	
22-0318-0						Ford, Jaguar									18,5				241-242, 311	
22-0319-0						Ford, Jaguar, Renault, Lcv									17,0				241-242, 311, 584, 632-633	
22-0320-0						Ford Lcv, Optare Bus									18,5				261-263, 519	
22-0321-0						Alfa Romeo, Citroën Lcv, Fiat, Lcv, Peugeot Lcv									18,0				17, 150, 170-171, 173, 178-179, 185, 191, 202-203, 210, 212, 561	
22-0321-1						Fiat, Lcv, Lancia									18,0				178-179, 202-203, 210-211, 328	
22-0321-2						Opel / Vauxhall, Lcv									18,0				485, 517	
22-0322-0						Fiat, Lcv, Lancia									19,0				170, 173, 177-178, 181-182, 191-192, 202-203, 210-211, 214, 327	
22-0322-1						Citroën, Lcv, Fiat, Lcv, Lancia, Peugeot, Lcv									19,0				112-113, 117-119, 135, 137-139, 142-143, 177, 179, 203, 210, 328, 532-533, 539-540, 560, 566-567	
22-0322-2						Opel / Vauxhall									19,0				485	
22-0323-0						Alfa Romeo, Fiat, Lcv, Lancia									16,5				17, 173, 182, 191-192, 202, 214, 327	
22-0324-0						Fiat, Lcv, Lancia									14,0				170, 179, 185, 187-188, 211-212, 328	
22-0324-1						Alfa Romeo, Lancia									16,0				2-6, 16, 328	
22-0325-0						Citroën Lcv, Fiat Lcv, Peugeot Lcv									19,5				147-148, 208, 562-563	

METELLI ref.	H A N D B R A K E	C R C I	A D J	V E N T	Marca - Make	Ø mm	Cilindretto Freno Wheel Cylinder		RapidKit Brake Shoe				Brake Disc			Brake Drum			Pagina Page
							METELLI ref.		A	B	C	D (TH)	min. TH	N Fori Holes	Forma Shape				
							Left	Right											
<b>Pastiglie freno - Brake Pad</b>																			
22-0326-0					Citroën Lcv, Fiat Lcv, Peugeot Lcv										19,5			147-148, 208, 562-563	
22-0327-0					Citroën, Lcv, Peugeot, Lcv										19,0			112-113, 116-119, 133-139, 142-143, 145, 151, 519-520, 531-532, 539-540, 560, 566-567	
22-0328-0					Citroën, Lcv										19,0			116-117, 144-145	
22-0329-0					Citroën										19,0			116-117	
22-0330-0					Citroën										17,5			120	
22-0331-0					Citroën										18,0			120	
22-0332-0					Citroën										18,0			120-121	
22-0333-0					Citroën										15,5			120-121	
22-0334-0					Citroën										18,0			129-133	
22-0334-1					Peugeot										18,0			556	
22-0335-0					Renault										18,0			588-591	
22-0335-1					Renault, Lcv										18,0			577, 582, 597-598, 625-626, 630, 636	
22-0336-0					Renault										18,0			588-591	
22-0336-1					Renault										18,0			580, 589-591, 630	
22-0336-2					Renault										18,0			582, 626	
22-0337-0					Nissan, Renault										16,5			454, 580, 588-591, 598, 630	
22-0337-1					Citroën, Ford, Lcv, GM (usa) Cadillac, Jaguar, Mazda, Opel / Vauxhall, Renault, Saab, Volvo										16,5			121, 216, 231, 233-234, 257-258, 266, 309-310, 348-349, 351, 487, 503-504, 508-510, 591-592, 672-673, 851-853, 855-856	
22-0338-0					Renault										18,0			571, 580	
22-0338-1					Renault										18,0			580	
22-0338-2					Nissan Lcv, Opel Lcv / Vauxhall Lcv, Renault, Lcv										18,0			465, 519, 571, 580, 645	
22-0339-0					Opel / Vauxhall, Suzuki										16,0			467, 729	
22-0339-1					Opel / Vauxhall, Subaru, Suzuki										16,0			467, 720, 725, 729	
22-0340-0					Opel / Vauxhall, Lcv										17,0			483-484, 496-497, 504-505, 515-517	
22-0341-0					Smart (mcc)										16,0			714-716	
22-0342-0					Mercedes										17,0			368-373, 395, 397-398, 402-403	
22-0342-0K					Mercedes										17,0			368-373, 395, 397-398, 402-403	
22-0343-0					Chrysler, Mercedes										15,0			103, 366-371, 378-379, 395-397, 402-403	
22-0344-0					Mercedes, Ssangyong										15,5			368-373, 378-380, 395, 397-398, 402-403, 717	
22-0344-0K					Mercedes										15,5			378-380, 395	
22-0344-1K					Mercedes										15,5			368-373, 397-398	
22-0345-0					VW										14,5			786	
22-0345-1					Audi										14,5			34	
22-0346-0					VW Lcv										16,5			830-833	
22-0346-1					VW Lcv										16,5			830-833	
22-0346-2					Ford, Seat, VW, Lcv										16,5			236, 678-679, 811-812, 831-833	
22-0347-0					Mitsubishi, Smart (mcc), Volvo										17,0			424-425, 427, 438-439, 715, 854-855	
22-0348-0					Volvo										17,5			856-858, 860-861, 863-866	
22-0349-0					Land Rover										17,5			337	
22-0350-0					Land Rover										19,0			337-339	
22-0351-0					Land Rover										16,5			337-339	
22-0352-0					Land Rover										18,0			334-336	
22-0352-1					Land Rover										18,0			335-336	
22-0353-0					Land Rover										14,5			336-338	


METELLI ref.	H A N D B R A K E	C R C I	A D J	V E N T	Marca - Make	Ø mm	Cilindretto Freno Wheel Cylinder		RapidKit Brake Shoe				Brake Disc			Brake Drum			Pagina Page
							METELLI ref.		A	B	C	D (TH)	min. TH	N Fori Holes	Forma Shape				
							Left	Right											
 <b>Pastiglie freno - Brake Pad</b>																			
22-0353-1					Land Rover										14,5			336, 338	
22-0354-0					Land Rover										14,5			335	
22-0354-1					Land Rover										17,0			335	
22-0355-0					Chrysler										16,0			105	
22-0356-0					Chrysler										16,5			103, 106	
22-0356-1					Chrysler										16,0			104	
22-0357-0					Isuzu, Opel / Vauxhall										16,0			296, 486-487, 497	
22-0357-1					Isuzu, Opel / Vauxhall										17,0			296, 486-487, 497	
22-0358-0					Isuzu, Opel / Vauxhall										15,5			296, 486-487, 497	
22-0359-0					Isuzu										13,0			296	
22-0360-0					Isuzu										15,5			294-296	
22-0361-0					Hyundai										15,5			280	
22-0362-0					Hyundai, Kia, Nissan										14,0			281-282, 285, 316, 452	
22-0362-1					Nissan										14,0			442, 445, 447	
22-0363-0					Hyundai										17,0			283	
22-0364-0					Hyundai, Lcv										17,0			281, 287, 289-291	
22-0365-0					Hyundai, Kia										15,5			287-290, 317, 319-320	
22-0366-0					Hyundai Lcv										18,5			291	
22-0367-0					Daewoo, Suzuki										14,0			156, 724	
22-0368-0					Ssangyong										16,0			717-718	
22-0369-0					Daewoo										15,0			154-155	
22-0370-0					Kia, Mazda										14,0			317, 347	
22-0371-0					Kia										17,0			316	
22-0372-0					Kia										13,0			315-316, 318-319	
22-0373-0					Kia Lcv										17,0			320	
22-0374-0					Kia, Lcv										16,5			315, 320	
22-0375-0					Kia										16,0			319	
22-0376-0					Kia										16,5			318-319	
22-0377-0					Asia Motor, Kia Lcv										15,5			20, 320	
22-0378-0					Daihatsu										14,0			161	
22-0379-0					Daihatsu										14,5			160, 162	
22-0380-0					Daihatsu										14,0			160	
22-0381-0					Daihatsu										15,0			162-164	
22-0382-0					Daihatsu										15,0			163	
22-0383-0					Honda										15,0			267, 271	
22-0384-0					Honda										18,0			268	
22-0385-0					Honda										18,0			269	
22-0386-0					Mazda										15,0			349-350	
22-0387-0					Mazda										15,0			351	
22-0388-0					Mazda										14,5			356	
22-0389-0					Daihatsu, Mazda										12,5			160, 162, 349-350, 356	
22-0390-0					Daihatsu, Mazda, Suzuki										12,5			159-160, 350, 356, 724	
22-0391-0					Rover										16,0			665	
22-0392-0					Renault, Seat										16,5			576, 691-692	
22-0393-0					Mazda										12,5			351, 356-357	
22-0394-0					Mazda										15,5			353-354	
22-0395-0					Mazda Lcv										16,0			358	
22-0396-0					Mitsubishi, Proton										14,0			424-425, 427-428, 433-434, 570	
22-0397-0					Mitsubishi										15,5			436-437	
22-0398-0					Hyundai, Mitsubishi										15,5			287, 428, 430-431, 436-440	
22-0399-0					Mazda Lcv, Mitsubishi										15,5			359, 431, 436	
22-0400-0					Citroën, Mitsubishi, Peugeot										15,5			122, 431, 435-436, 544	
22-0401-0					Mitsubishi, Lcv										16,0			431-432, 438, 441	
22-0402-0					Nissan										14,0			456-458	
22-0403-0					Nissan										15,0			442-443	
22-0404-0					Nissan										17,0			442, 444, 447, 456	

METELLI ref.	H A N D B R A K E	C R C I	A D J	V E N T	Marca - Make	Ø mm	Cilindretto Freno Wheel Cylinder		RapidKit Brake Shoe				Brake Disc			Brake Drum			Pagina Page
							METELLI ref.		A	B	C	D (TH)	min. TH	N Fori Holes	Forma Shape				
							Left	Right											
<b>Pastiglie freno - Brake Pad</b>																			
22-0405-0					Nissan											15,0			447
22-0406-0					Nissan											16,5			460
22-0406-1 *					Nissan											17,0			450
22-0407-0					Nissan											18,5			451
22-0408-0					Nissan											16,0			450, 459
22-0409-0					Nissan											19,0			450-451
22-0410-0					Subaru											14,0			723
22-0411-0					Subaru											15,0			720
22-0412-0					Subaru											15,0			723
22-0413-0					Nissan, Subaru											14,5			442, 719-720
22-0414-0					Subaru											14,0			718-719, 721-723
22-0415-0					Daihatsu, Nissan, Subaru, Suzuki, Lcv											15,0			161, 163, 451, 721, 725, 729
22-0416-0					Suzuki											15,0			723, 726-727
22-0417-0					Suzuki											14,0			726-727
22-0418-0					Subaru, Suzuki											15,5			720, 727
22-0419-0					Suzuki											15,0			729
22-0420-0					Suzuki											15,0			726
22-0421-0					Toyota											17,0			754
22-0422-0					Toyota											13,5			753
22-0423-0					Toyota											16,0			741, 745-746, 751, 754-755
22-0424-0					Toyota											14,0			741, 745-746, 751, 754-755
22-0425-0					Lotus, Toyota											15,5			342, 740, 751
22-0426-0					Toyota											15,5			751
22-0427-0					Toyota											17,0			737
22-0428-0					Toyota											16,5			737, 751
22-0429-0					Lexus, Toyota											17,0			340-341, 735, 738
22-0430-0					Toyota											17,0			752
22-0431-0					Dr, Toyota											14,0			164, 752
22-0432-0					Mitsubishi, Toyota											15,5			436, 749-750
22-0433-0					Toyota Lcv											15,5			756-758
22-0434-0					Toyota, Lcv											15,5			748, 756-757
22-0435-0					Honda											16,0			274-275, 279
22-0436-0					Suzuki											15,0			724
22-0437-0					Suzuki											16,5			725
22-0438-0					Suzuki Lcv											15,0			729
22-0439-0					Suzuki											14,5			723
22-0440-0					Toyota											14,5			741
22-0441-0					Daihatsu, Toyota											15,0			161, 738, 740, 742
22-0442-0					Toyota											16,5			743-744
22-0443-0					Toyota											16,5			751
22-0444-0					Toyota											15,5			751
22-0445-0					Toyota											12,5			751
22-0446-0					Toyota											17,5			745-746
22-0447-0					Toyota											16,0			745-746
22-0448-0					Toyota											18,5			735-736
22-0449-0					Toyota											15,5			735-736, 744-745
22-0450-0					Toyota											18,5			736-737, 746-747
22-0451-0					Toyota											16,5			736-737, 746-747
22-0452-0					Lexus, Toyota											17,5			341, 750
22-0453-0					Lexus, Toyota											17,0			341, 750
22-0454-0					Mitsubishi, Toyota											17,0			436, 750, 752-753
22-0455-0					Toyota Lcv											15,5			758
22-0456-0					Toyota											15,5			751
22-0457-0					Toyota Lcv											15,0			756-757
22-0458-0					Daihatsu											14,0			162
22-0459-0					Daihatsu											14,5			161
22-0460-0					Honda											15,5			271
22-0461-0					Honda											14,0			267




METELLI ref.	H A N D B R A K E	C R C I	A D J	V E N T	Marca - Make	Ø mm	Cilindretto Freno Wheel Cylinder		RapidKit Brake Shoe				Brake Disc			Brake Drum			Pagina Page
							METELLI ref.		A	B	C	D (TH)	min. TH	N Fori Holes	Forma Shape				
							Left	Right											
 <b>Pastiglie freno - Brake Pad</b>																			
22-0462-0					Honda										15,5			270, 274, 276, 278-279	
22-0463-0					Honda										16,5			269, 274	
22-0464-0					Nissan										16,5			444, 454	
22-0464-1					Honda, Rover										16,5			269-270, 666	
22-0465-0					Honda										15,0			269-270	
22-0466-0					Isuzu										15,0			294-296	
22-0467-0					Mazda										14,5			349	
22-0468-0					Mazda										15,0			352	
22-0469-0					Mazda										15,0			355	
22-0470-0					Mazda										13,0			352, 355	
22-0471-0					Mazda										15,5			355	
22-0472-0					Mazda										14,0			356-357	
22-0473-0					Ford, Mazda, Lcv										16,5			246, 358-359	
22-0474-0					Mazda										13,0			355, 358	
22-0475-0					Mazda										17,0			351	
22-0476-0					Mazda										18,5			351-352	
22-0477-0					Mazda										15,5			355-356	
22-0478-0					Mazda										15,5			355	
22-0479-0					Ford, Mazda, Lcv										17,5			246, 355, 359	
22-0480-0					Mitsubishi										15,5			426, 429, 432, 437	
22-0481-0					Chrysler (usa) Dodge, Jeep, Mitsubishi										16,0			107-108, 312, 314, 428, 430-431, 434, 438	
22-0482-0					Mitsubishi										16,0			431-432	
22-0483-0					Mitsubishi										15,0			428, 430, 437, 440	
22-0484-0					Mitsubishi										15,0			437	
22-0485-0					Nissan, Renault, Lcv										17,5			448-449, 459, 576-578, 600-601, 631, 636	
22-0485-1					Opel / Vauxhall, Suzuki										16,5			467-468, 726-728	
22-0486-0					Nissan										14,5			457	
22-0487-0					Nissan, Lcv										16,0			455, 458-459, 465	
22-0488-0					Nissan										15,0			441, 443, 455, 458	
22-0489-0					Nissan										17,0			453-454	
22-0490-0					Nissan, Lcv, Toyota										16,5			442, 466, 747	
22-0491-0					Nissan										17,0			442	
22-0492-0					Nissan										14,0			441-442	
22-0493-0					Nissan										15,5			442	
22-0494-0					Nissan										16,0			442	
22-0495-0					Nissan										18,0			451	
22-0497-0					Nissan Lcv										18,0			461	
22-0498-0					Subaru										15,0			722	
22-0499-0					Subaru										15,0			718, 722	
22-0500-0					Subaru										18,0			718-720, 722-723	
22-0501-0					Subaru										16,0			719-720	
22-0502-0					Hyundai										16,0			280-281	
22-0503-0					Hyundai, Kia										17,0			281-282, 288-290, 317, 319-320	
22-0504-0					Hyundai, Kia										17,5			281-282, 285-286, 316	
22-0505-0					Hyundai										14,5			287-288	
22-0506-0					Hyundai										16,0			289	
22-0507-0					Hyundai										15,5			289	
22-0508-0					Chevrolet, Daewoo										17,5			100-101, 153	
22-0509-0					Chevrolet, Daewoo, Lcv, Suzuki										17,0			101-102, 153, 155-156, 724	
22-0510-0					Chevrolet, Daewoo										15,5			101, 153	
22-0511-0					Chevrolet, Daewoo, Suzuki										14,5			101-102, 154-155, 724	
22-0512-0					Kia										16,0			315-316, 318-319	
22-0513-0					Hyundai, Kia										16,5			284, 315-318	
22-0514-0					Hyundai, Kia										15,0			283, 316	
22-0515-0					Kia										16,5			319	

METELLI ref.	H A N D B R A K E	C R C I	A D J	V E N T	Marca - Make	Ø mm	Cilindretto Freno Wheel Cylinder		RapidKit Brake Shoe				Brake Disc			Brake Drum			Pagina Page
							METELLI ref.		A	B	C	D (TH)	min. TH	N Fori Holes	Forma Shape				
							Left	Right											
<b>Pastiglie freno - Brake Pad</b>																			
22-0516-0					Kia										15,5			319	
22-0517-0					Ssangyong Lcv										16,0			718	
22-0518-0					Ssangyong										16,5			718	
22-0519-0					Ssangyong										15,0			716-718	
22-0520-0					Ssangyong										15,0			717-718	
22-0521-0					Chrysler										20,0			104	
22-0522-0					Chrysler										17,0			103-105	
22-0523-0					Chrysler										19,0			103, 106-107	
22-0524-0					Chrysler, Jeep										18,5			106-107, 311-312	
22-0525-0					Jeep										18,5			313	
22-0526-0					Jeep										17,0			313	
22-0527-0					Jeep										15,0			312-313	
22-0528-0					Lancia										16,5			332-333	
22-0528-1					Lancia										16,5			332-333	
22-0529-0					Lancia										19,0			331	
22-0530-0					Citroën, Lcv, Fiat, Lcv, Lancia, Peugeot, Lcv										19,0			121-122, 145, 149-150, 199, 213, 215, 329, 558-559, 563-564	
22-0530-1					Fiat										19,0			176	
22-0530-2					Citroën, Lcv, Fiat, Lcv, Peugeot										19,0			121-122, 145, 199, 215, 558-559	
22-0531-0					Citroën										15,5			122-124, 129-133	
22-0532-0					Citroën Lcv, Fiat Lcv, Peugeot Lcv										20,0			147-148, 208, 562-563	
22-0532-1					Nissan Lcv, Renault Truck										20,0			461-462, 650	
22-0533-0					Ford, Lcv										17,5			230, 232, 257-258	
22-0534-0					Ford, Mazda, Volvo										18,0			216, 231, 233-234, 239, 348-349, 351, 851-853, 855-856	
22-0535-0					Ford, Kia										15,0			222-223, 318-319	
22-0536-0					Ford Lcv										18,5			261-263	
22-0536-1					Nissan Lcv										18,0			461	
22-0537-0					Opel / Vauxhall										15,5			482-483	
22-0538-0					Opel / Vauxhall										18,5			499-503	
22-0538-0K					Opel / Vauxhall										18,5			499-503	
22-0539-0					Opel / Vauxhall, Lcv										20,0			476-479, 484-485, 496-497, 511, 513-514	
22-0540-0					Fiat, GM (usa) Cadillac, Opel / Vauxhall, Saab										20,0			176, 266, 503-504, 508-509, 511, 672-673	
22-0540-0K					Opel / Vauxhall										20,0			503-504, 508-509	
22-0540-1K					Opel / Vauxhall										20,0			503-504	
22-0541-0					Opel / Vauxhall										14,0			484, 505	
22-0542-0					Opel / Vauxhall, Lcv										15,0			474-476, 496-497, 510-511, 513	
22-0542-1					Opel / Vauxhall, Lcv										15,0			476-479, 511, 513-514	
22-0543-0					Renault										18,0			597	
22-0544-0					Renault, Lcv										18,0			582, 584, 597-598, 625-626, 632-633, 636	
22-0545-0					Nissan Lcv, Opel Lcv / Vauxhall Lcv, Renault Lcv										18,0			462, 517-518, 635-636	
22-0546-0					Nissan Lcv, Opel Lcv / Vauxhall Lcv, Renault Lcv										17,0			462, 517-518, 635-636	
22-0547-0					Seat, Skoda, VW										19,0			685, 691-692, 704-705, 807-808	
22-0547-1					Seat, Skoda, VW										19,0			685, 691-692, 704-705, 807-808	
22-0548-0					Audi, Seat, Skoda, VW, Lcv										20,0			35-37, 62, 679-680, 692, 694-696, 699-700, 710-713, 762-763, 776-781, 783-785, 797-799, 808, 811, 815-816, 821-822	


METELLI ref.	H A N D B R A K E	C R C I	A D J	V E N T	Marca - Make	Ø mm	Cilindretto Freno Wheel Cylinder		RapidKit Brake Shoe				Brake Disc			Brake Drum			Pagina Page
							METELLI ref.		A	B	C	D (TH)	min. TH	N Fori Holes	Forma Shape				
							Left	Right											
 <b>Pastiglie freno - Brake Pad</b>																			
22-0548-1					Citroën, Peugeot										19,0				119-120, 532, 539-541
22-0549-0					Audi										20,0				51-52
22-0549-1					Audi, Seat										20,0				43, 45-47, 52-57, 686
22-0549-2					Audi, Seat, Skoda, VW										20,0				37, 696, 713, 763, 779, 798-799
22-0549-3					Ford, Opel / Vauxhall, Volvo										18,5				233, 504, 510, 853, 856
22-0549-4					Audi										20,0				37, 62
22-0550-0					Ford, Seat, VW										19,0				235-236, 678-679, 811-812
22-0550-1					VW Lcv										19,0				831-833
22-0551-0					Ford, Seat, VW, Lcv										19,5				236, 678-679, 811-812, 831-833
22-0552-0					VW Lcv										20,0				826-827, 834
22-0552-1					VW Lcv										18,5				827, 834-835
22-0552-2					VW										20,0				813
22-0553-0					Audi, Seat, Skoda, VW, Lcv										17,0				36-37, 44-47, 52-55, 62, 679-680, 686, 695-696, 700, 709-713, 763, 776-785, 797-798, 815-816, 821-822
22-0554-0					VW Lcv										17,5				826-827, 834-835
22-0554-1					VW										17,5				799-800
22-0554-2					Audi										17,5				43, 47, 52, 54-57
22-0555-0					Mini										18,0				423-424
22-0555-0K					Mini										18,0				423-424
22-0556-0					Mini										16,5				423-424
22-0556-0K					Mini										16,5				423-424
22-0556-1					Toyota										14,5				755
22-0557-0					Bmw										20,0				89-90, 92-93
22-0557-0K					Bmw										20,0				89-90, 92-93
22-0557-3					Bmw										20,0				66-67, 78-83, 99
22-0557-3K					Bmw										20,0				66-67, 78-83
22-0557-5					Bmw										20,0				66-67, 78
22-0557-5K					Bmw										20,0				66-67, 78
22-0558-0					Bmw										20,0				80-82, 89-96
22-0558-0K					Bmw										20,0				89-94
22-0558-1K					Bmw										20,0				95-96
22-0558-4					Bmw										20,0				80-84, 99
22-0558-4K					Bmw										20,0				80-84
22-0558-6 *					Bmw										20,0				79-83
22-0558-6K *					Bmw										20,0				79-83
22-0559-0					Bmw										19,0				86-89, 95, 97-99
22-0559-0K					Bmw										19,0				87-89
22-0559-1K					Bmw										19,0				97-98
22-0559-2K					Bmw										19,0				95
22-0559-3K					Bmw										19,0				97
22-0560-0					Bmw, Land Rover										17,0				75-78, 87, 95-99, 339
22-0560-0K					Bmw										17,0				75-78
22-0560-1K					Bmw										17,0				95
22-0560-2K					Bmw										17,0				97-98
22-0560-3K					Land Rover										17,0				339
22-0560-4K					Bmw										17,0				96-97
22-0561-0					Bmw										17,0				95-96
22-0561-1K					Bmw										17,0				95-96
22-0562-0					Mercedes										20,0				381-385
22-0562-0K					Mercedes										20,0				381-385
22-0563-0					Mercedes										17,5				369-371, 373, 389, 393-394, 397-398, 401-403

METELLI ref.	H A N D B R A K E	C R C I	A D J	V E N T	Marca - Make	Ø mm	Cilindretto Freno Wheel Cylinder		RapidKit Brake Shoe				Brake Disc			Brake Drum			Pagina Page
							METELLI ref.		A	B	C	D (TH)	min. TH	N Fori Holes	Forma Shape				
							Left	Right											
<b>Pastiglie freno - Brake Pad</b>																			
22-0563-0K					Mercedes										17,5			369-371, 373, 393-394, 397-398, 401-403	
22-0563-1K					Mercedes										17,5			389	
22-0563-5					Mercedes										17,5			383, 385	
22-0563-5K					Mercedes										17,5			383, 385	
22-0564-0					Mercedes										16,0			389	
22-0564-0K					Mercedes										16,0			389	
22-0565-0					Mercedes										14,5			363-365, 408	
22-0566-0					Mercedes										15,0			362-363, 366, 375-377, 399, 404-406	
22-0566-0K					Mercedes										15,0			362-363, 366, 375-377, 399, 404-406	
22-0567-0					Chrysler, Mercedes										15,5			103, 367-369, 371, 376, 378-381, 392-393, 396-398, 400-402, 406	
22-0567-0K					Mercedes										15,5			367-368, 376, 378-381, 392-393, 396-397, 400-402, 406	
22-0567-1K					Mercedes										15,5			369, 371, 397-398	
22-0568-0					Mercedes										16,5			363, 370, 381-386, 393-394, 398, 401-402	
22-0568-0K					Mercedes										16,5			363, 370, 381-386, 393-394, 398, 401-402	
22-0568-1					Mercedes										16,5			388-391	
22-0568-1K					Mercedes										16,5			388-391	
22-0569-0					Mercedes										16,5			389	
22-0570-0					Mercedes										16,5			389	
22-0570-1					Mercedes										16,5			389	
22-0570-1K					Mercedes										16,5			389	
22-0571-0					Mercedes Lcv, VW Lcv										17,0			409-410, 825-826	
22-0571-0K					Mercedes Lcv, VW Lcv										17,0			409-410, 825-826	
22-0572-0					Mercedes, Lcv, VW Lcv										18,5			387-388, 410-411, 825-826	
22-0572-0K					Mercedes, Lcv, VW Lcv										18,5			387-388, 410-411, 825-826	
22-0573-0					Mercedes, Lcv										20,5			395, 415	
22-0573-0K					Mercedes, Lcv										20,5			395, 415	
22-0574-0					Mercedes, Lcv										18,0			395, 415	
22-0574-0K					Mercedes, Lcv										18,0			395, 415	
22-0575-0					Mercedes, Lcv										21,0			409, 415-416	
22-0575-0K					Mercedes, Lcv										21,0			409, 415-416	
22-0576-0					Mercedes, Lcv										18,5			409, 415-416	
22-0576-0K					Mercedes, Lcv										18,5			409, 415-416	
22-0577-0					Alfa Romeo, Fiat, Lancia										19,0			17, 173, 191-192, 327	
22-0578-0					Iveco										20,0			301	
22-0578-0K					Iveco										20,0			301	
22-0578-3					Nissan Lcv, Renault Lcv										20,0			461, 633-634	
22-0578-3K					Nissan Lcv, Renault Lcv										20,0			461, 633-634	
22-0578-5					Mercedes Lcv										20,0			412	
22-0578-7					Nissan Lcv, Renault Truck										20,0			461-462, 650	
22-0579-0					Avia Truck, Daf, Iveco										23,0			63, 156-158, 297	
22-0579-1					Daf, Iveco										23,0			156-158, 297	
22-0579-2					Iveco										23,0			297	
22-0580-0					Iveco										25,0			302-303	
22-0581-0					Iveco										25,0			303, 305-307	
22-0582-0					Daf, Iveco, Man Bus-truck, Renault Truck										26,0			158-159, 302, 343-344, 652-653	
22-0583-0					Man Bus-truck, Mercedes Truck, Sae Dupillier / Axle										27,0			346, 418-420, 675	


METELLI ref.	H A N D B R A K E	C R C I	A D J	V E N T	Marca - Make	Ø mm	Cilindretto Freno Wheel Cylinder		RapidKit Brake Shoe				Brake Disc			Brake Drum			Pagina Page
							METELLI ref.		A	B	C	D (TH)	min. TH	N Fori Holes	Forma Shape				
							Left	Right											
 <b>Pastiglie freno - Brake Pad</b>																			
22-0584-0					Bpw / Axle, Discos / Axle, Granning Lynx / Axle, Iveco, Karosa / Bus, Lecinena / Trailer, Man Bus-truck, Mercedes Truck, Optare Bus, Sae Dupillier / Axle, Saf Sauer / Axle, Smb / Axle, Sor /bus													100, 164, 267, 302-303, 307, 314, 340, 343-344, 346, 418-419, 519, 675-676, 716	
22-0585-0					Bova Bus, Bpw / Axle, Crane Fruehauf, Daf, Dennis Bus, Discos / Axle, Granning Lynx / Axle, Iveco, Karosa / Bus, Kassbohrer-setra / Bus, Lecinena / Trailer, Liaz Truck, Man Bus-truck, Mercedes Truck, Neoplan Bus, Sae Dupillier / Axle, Saf Sauer / Axle, Scania, Smb / Axle													99-100, 151, 157-159, 164, 267, 303, 305-309, 314-315, 340-341, 345-347, 416-418, 420-422, 441, 675-677, 716	
22-0586-0					Dennis Bus, Heuliez Bus, Karosa / Bus, Kassbohrer-setra / Bus, Man Bus-truck, Mercedes Truck, Renault Truck													164, 267, 314-315, 342-346, 421, 645-650, 653-655	
22-0587-0					Erf Truck, Man Bus-truck, Renault Truck													165, 345-346, 647-648, 653-655	
22-0588-0					Nissan Lcv, Renault Truck													461, 651-653	
22-0589-0					Dennis Bus, Dennis Fire, Heuliez Bus, Karosa / Bus, Renault Truck, Volvo Truck													164, 267, 314, 645-647, 653-655, 867	
22-0590-0					Daf, Nissan Lcv, Renault Truck													159, 461, 652-653	
22-0591-0					Volvo Truck													868	
22-0592-0					Volvo Truck													868	
22-0593-0					Ror / Axle, Volvo Truck													655, 867-869	
22-0594-0					Discos / Axle, Saf Sauer / Axle, Smb / Axle													164, 676, 716	
22-0595-0					Bpw / Axle													100	
22-0596-0					Bpw / Axle													100	
22-0597-0					Mercedes													393-394	
22-0597-0K					Mercedes													393-394	
22-0598-0					Land Rover													339	
22-0599-0					Volvo													866-867	
22-0599-1					Ford, Volvo													243, 253, 861-862, 865-866	
22-0600-0					Peugeot													551	
22-0601-0					Citroën, Peugeot													121, 551, 556-557	
22-0602-0					Citroën, Peugeot													121, 551, 556-557	
22-0603-0					Ror / Axle													655	
22-0604-0					Iveco													300-302	
22-0604-1K					Iveco													301-302	
22-0605-0					Daihatsu													161	
22-0606-0					Honda													275	
22-0607-0					Mazda													356-357	
22-0608-0					Mazda													356-357	
22-0609-0					Ford, Mazda													239-240, 358	
22-0610-0					Ford, Mazda, Lcv													246, 355, 359	
22-0611-0					Nissan Lcv													464-465	
22-0612-0					Infiniti, Nissan, Renault													292, 449, 455, 460, 585	
22-0613-0					Subaru													719-720	
22-0614-0					Toyota													741, 745	
22-0615-0					Toyota													751	
22-0616-0					Lexus													341	
22-0617-0					Lexus													341	
22-0618-0					Lexus													341	
22-0619-0					Lexus													341	
22-0620-0					Isuzu													295	
22-0621-0					Isuzu													295	
22-0622-0					Mitsubishi Lcv													440	
22-0623-0					Chrysler													106-107	
22-0624-0					Chrysler													103, 106	
22-0625-0					Chrysler													106-107	



METELLI ref.	H A N D B R A K E	C R C I	A D J	V E N T	Marca - Make	Ø mm	Cilindretto Freno Wheel Cylinder		RapidKit Brake Shoe				Brake Disc			Brake Drum			Pagina Page
							METELLI ref.		A	B	C	D (TH)	min. TH	N Fori Holes	Forma Shape				
							Left	Right											
<b>Pastiglie freno - Brake Pad</b>																			
22-0626-0					Jeep										19,0			313	
22-0627-0					Jeep										15,0			311-312, 314	
22-0628-0					Jeep										15,0			312-313	
22-0629-0					Hyundai, Kia										16,5			284, 317	
22-0630-0					Kia										17,0			316	
22-0631-0					Kia										16,5			315	
22-0632-0					Ssangyong										17,5			716-718	
22-0633-0					Hyundai, Kia, Ssangyong										17,0			281, 289-290, 317, 718	
22-0634-0					Renault										14,5			585-588	
22-0635-0					Nissan Lcv, Opel Lcv / Vauxhall Lcv, Renault Lcv										17,0			465, 519, 645	
22-0636-0					VW Lcv										19,5			829	
22-0637-0					Citroën, Peugeot, Toyota										17,5			115, 524, 737	
22-0638-0					Fiat, Lcv										17,5			185, 211-212	
22-0638-1					Fiat, Ford										17,5			170, 239	
22-0639-0					Citroën, Lcv, Peugeot										17,5			118-120, 145, 532-533, 540	
22-0640-0					Bmw										17,5			66-67, 78-79	
22-0640-0K					Bmw										17,5			66-67, 78-79	
22-0641-0					Bmw										17,0			65-66, 78-79, 82	
22-0641-0K					Bmw										17,0			65-66, 78-79, 82	
22-0642-0					Bmw										17,0			65-67, 78-83	
22-0642-0K					Bmw										17,0			65-67, 78-83	
22-0643-0					Bmw										17,0			79-84	
22-0643-0K					Bmw										17,0			79-84	
22-0644-0					Bmw										17,0			90-94	
22-0644-0K					Bmw										17,0			90-92, 94	
22-0644-1K					Bmw										17,0			92-93	
22-0644-4					Bmw										17,0			98	
22-0644-4K					Bmw										17,0			98	
22-0645-0					Bmw										17,5			95-96	
22-0645-0K					Bmw										17,5			95	
22-0646-0					Mercedes										19,0			364-365	
22-0646-0K					Mercedes										19,0			364-365	
22-0647-0					Mercedes										20,0			364-365	
22-0647-0K					Mercedes										20,0			364-365	
22-0648-0					Renault Truck										19,0			655	
22-0648-1					Menarini Bus										19,0			360	
22-0649-0					Iveco										20,0			297, 305	
22-0650-0					Ror / Axle										30,0			655	
22-0651-0					Renault										15,0			577, 598	
22-0651-1					Alfa Romeo, Fiat										15,0			17, 178	
22-0652-0					Bpw / Axle										30,0			100	
22-0653-0					Porsche, VW										16,5			570, 813-814	
22-0653-0K					Porsche, VW										16,5			570, 813-814	
22-0654-0					Audi, Porsche, VW										16,5			61, 570, 814	
22-0654-0K					Audi, Porsche, VW										16,5			61, 570, 814	
22-0655-0					Audi, Porsche, VW										16,5			61, 570, 813-814	
22-0655-0K					Audi, Porsche, VW										16,5			61, 570, 813-814	
22-0655-1 *					Audi, Porsche										16,5			61, 570	
22-0655-1K *					Audi, Porsche										16,5			61, 570	
22-0656-0					Ford										19,5			240-241	
22-0656-1					Ford										19,5			240-241, 248	
22-0657-0					Porsche										16,5			568-570	
22-0657-0K					Porsche										16,5			568-570	
22-0658-0					Porsche										15,5			568-570	
22-0658-0K					Porsche										15,5			568-570	
22-0659-0					VW										16,5			813-814	
22-0659-0K					VW										16,5			813-814	
22-0660-0					VW										16,5			813-814	
22-0660-0K					VW										16,5			813-814	


METELLI ref.	H A N D B R A K E	C R C I	A D J	V E N T	Marca - Make	Ø mm	Cilindretto Freno Wheel Cylinder		RapidKit Brake Shoe				Brake Disc			Brake Drum			Pagina Page
							METELLI ref.		A	B	C	D (TH)	min. TH	N Fori Holes	Forma Shape				
							Left	Right											
 <b>Pastiglie freno - Brake Pad</b>																			
22-0661-0					VW										19,0			813	
22-0661-1 *					VW Lcv										19,0			827, 834-835	
22-0662-0					Audi, VW										20,5			55, 57, 799	
22-0663-0					Audi										19,0			32-34, 57-58, 60	
22-0663-1					Audi										19,0			23-25, 61	
22-0664-0					Bmw, Mini										17,5			65-67, 424	
22-0664-0K					Bmw										17,5			65-67	
22-0664-1K					Mini										17,5			424	
22-0665-0					Mercedes										20,5			373-374, 385-386	
22-0665-0K					Mercedes										20,5			373-374, 385-386	
22-0666-0					Mercedes										17,5			373-375, 388-389	
22-0666-0K					Mercedes										17,5			373-375, 388-389	
22-0667-0					Mercedes										17,5			362-363, 367, 376-377, 380-381, 396, 399-401, 405-406, 408	
22-0667-0K					Mercedes										17,5			362-363, 367, 376-377, 380-381, 396, 399-401, 405-406, 408	
22-0667-1					Mercedes										16,0			376-378, 399, 405-406, 408	
22-0667-1K					Mercedes										16,0			376-378, 399, 405-406, 408	
22-0668-0					Mercedes										16,5			368-373, 395, 402-403	
22-0668-0K					Mercedes										16,5			368-373, 395, 402-403	
22-0669-0					Mercedes										17,5			363, 383, 385, 394, 398, 401-402	
22-0669-0K					Mercedes										17,5			363, 383, 385, 394, 398, 401-402	
22-0670-0					Mercedes										20,5			388-391	
22-0670-0K					Mercedes										20,5			388-391	
22-0671-0					Mercedes Lcv, VW Lcv										21,0			412-413, 823	
22-0671-0K					Mercedes Lcv, VW Lcv										21,0			412-413, 823	
22-0671-1					Iveco										21,0			301-302	
22-0671-1K					Iveco										21,0			301-302	
22-0671-4					Nissan Lcv, Renault Truck										21,0			461-462, 650	
22-0672-0					Mercedes Lcv, VW Lcv										19,5			412-413, 823	
22-0672-0K					Mercedes Lcv, VW Lcv										19,5			412-413, 823	
22-0673-0					Mercedes Lcv, VW Lcv										20,5			413-414, 823	
22-0673-0K					Mercedes Lcv, VW Lcv										20,5			413-414, 823	
22-0674-0					Mercedes Lcv, VW Lcv										20,5			413-414, 823	
22-0674-0K					Mercedes Lcv, VW Lcv										20,5			413-414, 823	
22-0675-0					Ford, Land Rover, Volvo										20,0			236, 242-243, 253, 337, 861-862, 865-866	
22-0675-1					VW										20,0			812-813	
22-0675-2					Audi										20,0			47-48	
22-0675-3					Citroën										19,0			118	
22-0675-4					Jaguar										19,0			309-310	
22-0675-5 *					Citroën										18,5			121	
22-0675-5K *					Citroën										18,5			121	
22-0676-0					Ford, Volvo										17,0			253, 861-862, 865-866	
22-0677-0					Ford, Jaguar										16,5			241-242, 311	
22-0678-0					Ford Lcv										15,0			258-259	
22-0678-1					Rover										15,0			658	
22-0679-0					Ford Lcv										19,0			263	
22-0680-0					Ford Lcv										19,0			263	
22-0681-0					Ford Lcv										17,0			263	
22-0682-0					Ford Usa										18,5			264	
22-0683-0					Ford Usa, Mazda Lcv										17,0			264, 358-359	
22-0684-0					Ford Usa										15,0			264	

METELLI ref.	H A N D B R A K E	C R C I	A D J	V E N T	Marca - Make	Ø mm	Cilindretto Freno Wheel Cylinder		RapidKit Brake Shoe				Brake Disc			Brake Drum			Pagina Page
							METELLI ref.		A	B	C	D (TH)	min. TH	N Fori Holes	Forma Shape				
							Left	Right											
<b>Pastiglie freno - Brake Pad</b>																			
22-0685-0					Ford Usa										16,5			264	
22-0686-0					Ford Usa										18,0			264	
22-0687-0					Ford Usa										14,5			264	
22-0688-0					Volvo										18,5			866-867	
22-0689-0					Honda, Rover										18,0			277, 662-663	
22-0690-0					Honda, Rover										18,0			277, 663	
22-0691-0					Honda, Rover										14,5			277, 662-663	
22-0691-1					Rover										14,5			662-663, 665-666	
22-0692-0					Land Rover, Ldv (leyland-daf-van)										18,0			334, 339	
22-0693-0					Land Rover										18,0			337, 339	
22-0693-0K					Land Rover										18,0			337, 339	
22-0694-0					Land Rover										17,5			337, 339	
22-0694-0K					Land Rover										17,5			337, 339	
22-0695-0					Land Rover										16,5			339	
22-0695-0K					Land Rover										16,5			339	
22-0695-1K					Land Rover										16,5			339	
22-0696-0					GM (usa) Buick, GM (usa) Chevrolet, Opel / Vauxhall										17,5			266, 504	
22-0697-0					GM (usa) Chevrolet, Opel / Vauxhall										14,5			266, 504	
22-0698-0					GM (usa) Cadillac										14,5			266	
22-0699-0					GM (usa) Cadillac										14,5			266	
22-0700-0					GM (usa) Cadillac										15,5			266	
22-0701-0					GM (usa) Cadillac										16,5			266	
22-0702-0					Fiat, Suzuki										16,0			191, 728	
22-0703-0					Alfa Romeo										20,0			6, 15, 18	
22-0704-0					Alfa Romeo, Lancia										17,5			6, 15, 18-19, 331	
22-0705-0					Fiat, Opel / Vauxhall										17,5			178-179, 485	
22-0706-0					Fiat										16,0			176	
22-0707-0					Citroën Lcv, Fiat Lcv, Peugeot Lcv										18,5			150, 213-214, 564	
22-0708-0					Citroën Lcv, Fiat Lcv, Peugeot Lcv										19,0			148, 208-209, 563	
22-0709-0					Citroën Lcv, Fiat Lcv, Peugeot Lcv										19,0			148, 208-209, 563	
22-0710-0					Citroën Lcv, Fiat Lcv, Peugeot Lcv										19,0			148, 208-209, 563	
22-0711-0					Iveco										20,5			301-302	
22-0711-0K					Iveco										20,5			301-302	
22-0712-0					Citroën Lcv, Fiat Lcv, Peugeot Lcv										16,5			150, 213-214, 564	
22-0713-0					Chrysler										16,0			104	
22-0714-0					Chrysler										16,0			103, 105-106	
22-0715-0					Chrysler										20,0			103-105	
22-0716-0					Chrysler										18,8			102-103	
22-0717-0					Chrysler										17,5			103	
22-0718-0					Chrysler										17,5			102-103	
22-0719-0					Jeep										18,5			312-313	
22-0720-0					Jeep										17,5			312-313	
22-0721-0					GM (usa) Chevrolet, GM (usa) Gmc Truck, GM (usa) Oldsmobile										15,5			266-267	
22-0722-0					GM (usa) Chevrolet, GM (usa) Gmc Truck, GM (usa) Oldsmobile										15,5			266-267	
22-0723-0					Hyundai										16,0			286	
22-0724-0					Hyundai, Kia										17,5			280, 318	
22-0725-0					Hyundai, Kia										15,5			280, 284, 316-318	
22-0726-0					Daewoo										15,5			155	
22-0727-0					Ssangyong										15,0			718	
22-0728-0					Honda										17,5			274-275	
22-0729-0					Honda										15,5			274-275	
22-0730-0					Honda										17,0			270	
22-0731-0					Isuzu										17,0			294	
22-0732-0					Mazda										17,0			358	
22-0733-0					Mazda, Suzuki										15,0			358, 725	
22-0734-0					Mazda										13,0			356-357	
22-0735-0					Mazda										16,0			356	
22-0736-0					Mitsubishi										16,0			434	


METELLI ref.	H A N D B R A K E	C R C I	A D J	V E N T	Marca - Make	Ø mm	Cilindretto Freno Wheel Cylinder		RapidKit Brake Shoe				Brake Disc			Brake Drum			Pagina Page
							METELLI ref.		A	B	C	D (TH)	min. TH	N Fori Holes	Forma Shape				
							Left	Right											
 <b>Pastiglie freno - Brake Pad</b>																			
22-0737-0					Chrysler (usa) Dodge, Jeep, Mit-subishi										15,5			107-108, 312, 314, 434-435	
22-0738-0					Nissan										15,5			442	
22-0739-0					Mitsubishi, Nissan, Subaru										14,5			425, 434, 442, 720	
22-0740-0					Nissan										17,0			447	
22-0741-0					Nissan										15,5			449	
22-0742-0					Nissan										15,0			448	
22-0743-0					Nissan										16,0			449-450	
22-0744-0					Nissan										16,5			450	
22-0745-0					Toyota										17,5			755	
22-0746-0					Toyota										15,5			735, 748, 755-756	
22-0747-0					Toyota										17,5			735, 752	
22-0748-0					Toyota										17,5			752	
22-0749-0					Toyota										15,5			752	
22-0750-0					Toyota										16,0			744-745	
22-0751-0					Toyota										17,5			738	
22-0752-0					Toyota										15,5			738	
22-0753-0					Toyota										15,5			738	
22-0754-0					Toyota										15,5			751	
22-0755-0					Toyota										15,5			748	
22-0756-0					Lexus										17,5			340-341	
22-0756-1					Lexus										17,5			341	
22-0757-0					Lexus										16,5			341	
22-0758-0					Lexus										15,5			340-341	
22-0759-0					Lexus										15,5			340	
22-0759-1					Lexus										15,5			341	
22-0760-0					Lexus										17,5			340	
22-0761-0					Lexus										15,5			340	
22-0762-0					Subaru										16,5			719	
22-0763-0					Subaru										17,5			722-723	
22-0764-0					Subaru										14,5			719-720, 722-723	
22-0765-0					Suzuki										16,0			724	
22-0766-0					Suzuki										17,0			725	
22-0767-0					Aixam, Ligier										10,0			1, 341	
22-0767-1					Aixam, Ligier, Piaggio										10,0			1, 341, 567	
22-0768-0					Mini										18,0			423-424	
22-0768-0K					Mini										18,0			423-424	
22-0768-1K					Mini										18,0			424	
22-0769-0					Mini										17,0			424	
22-0769-0K					Mini										17,0			424	
22-0770-0					Bmw										19,5			98	
22-0770-0K					Bmw										19,5			98	
22-0771-0					Bmw										20,5			98	
22-0771-0K					Bmw										20,5			98	
22-0772-0					Bmw										20,5			89, 91-94, 96	
22-0772-0K					Bmw										20,5			89, 91-94	
22-0772-1K					Bmw										20,5			96	
22-0773-0					Bmw										17,0			80-82, 89, 91-94, 96, 98	
22-0773-0K					Bmw										17,0			89, 91-92, 94	
22-0773-1K					Bmw										17,0			93	
22-0773-2K					Bmw										17,0			96	
22-0773-3K *					Bmw										17,0			98	
22-0773-6 *					Bmw										17,0			96	
22-0774-0					Audi										18,0			55-56	
22-0774-1					Audi, VW										18,0			40, 51-52, 799	
22-0775-0					Audi										19,0			47-48, 60-61	
22-0775-0K					Audi										19,0			47-48, 60-61	
22-0775-2					Mercedes										19,0			374-375, 386	
22-0775-2K					Mercedes										19,0			374-375, 386	
22-0776-0					Audi										17,5			47-48, 60-61	
22-0777-0					Opel / Vauxhall										19,0			485	

METELLI ref.	H A N D B R A K E	C R C I	A D J	V E N T	Marca - Make	Ø mm	Cilindretto Freno Wheel Cylinder		RapidKit Brake Shoe				Brake Disc			Brake Drum			Pagina Page
							METELLI ref.		A	B	C	D (TH)	min. TH	N Fori Holes	Forma Shape				
							Left	Right											
<b>Pastiglie freno - Brake Pad</b>																			
22-0778-0					Chevrolet, Opel / Vauxhall										17,0			100-101, 468	
22-0779-0					Chevrolet, Opel / Vauxhall										15,5			100-101, 468	
22-0780-0					Ford, Land Rover										16,0			239, 242-243, 253, 337	
22-0781-0					Renault										17,5			597	
22-0782-0					Tata										17,5			734	
22-0783-0					Kia										16,5			315	
22-0784-0					Kia										15,5			315	
22-0785-0					Hyundai Lcv, Kia										17,5			291, 315-316	
22-0786-0					Kia										15,5			315-316	
22-0787-0					Hyundai										16,5			287	
22-0788-0					Hyundai										15,5			287	
22-0789-0					Honda										19,0			275-276	
22-0790-0					Honda										16,0			275-276	
22-0791-0					Mitsubishi										16,0			432	
22-0792-0					Nissan										17,0			455, 460	
22-0793-0					Daihatsu, Ford, Mazda										16,5			162, 230, 348	
22-0794-0					Toyota										19,0			735, 745-746	
22-0795-0					Toyota										19,0			735, 746	
22-0796-0					Toyota										16,0			735, 745-746	
22-0797-0					Toyota Lcv										15,5			758	
22-0798-0					Toyota Lcv										16,5			758	
22-0799-0					Lexus										17,5			340	
22-0800-0					Citroën, Lcv, Peugeot Lcv										18,5			114, 118, 143, 567	
22-0801-0					Citroën										16,5			118	
22-0802-0					Dacia										18,0			151-152	
22-0803-0					Renault										18,0			591-592	
22-0803-1 *					Renault										18,0			591-592	
22-0804-0					Peugeot, Lcv										18,0			540-541, 560-561	
22-0805-0					Mazda										19,0			349, 352	
22-0806-0					VW										17,0			797-799, 812-813	
22-0807-0					Renault Truck										30,0			652-653	
22-0808-0					Renault Truck, Ror / Axle, Volvo Truck										29,0			652-653, 655, 868	
22-0808-0K					Renault Truck										29,0			652-653	
22-0808-1K					Ror / Axle										29,0			655	
22-0809-0					Renault Truck, Ror / Axle, Volvo Truck										29,0			647, 654-655, 867-869	
22-0809-0K					Renault Truck										29,0			647, 654-655	
22-0809-1K					Ror / Axle										29,0			655	
22-0810-0					Nissan										15,5			443	
22-0811-0					Nissan										15,0			459	
22-0812-0					Renault, Lcv										18,5			585, 633	
22-0813-0					GM (usa) Cadillac, Opel / Vauxhall, Saab										20,5			266, 504, 510, 673	
22-0813-0K					Opel / Vauxhall										20,5			504, 510	
22-0814-0					Renault, Lcv										16,0			585, 633	
22-0815-0					Hyundai, Kia										14,5			284, 317	
22-0816-0 *					Citroën, Lcv, Peugeot, Lcv										16,5			114, 143, 541, 567	
22-0817-0 *					Renault										18,0			598-599	
22-0818-0 *					Renault										16,0			598-600	
22-0819-0 *					Nissan, Renault										17,0			449-450, 585	
22-0820-0 *					Toyota										17,5			755-756	
22-0821-0 *					Lexus, Toyota										18,5			341, 750, 752-753	
22-0822-0 *					Lexus, Toyota										17,5			341, 750, 752-753	
22-0823-0 *					Bmw										20,5			98	
22-0823-0K *					Bmw										20,5			98	
22-0824-0 *					Lancia										20,0			327	
22-0825-0 *					Mercedes										20,5			388-389	
22-0825-0K *					Mercedes										20,5			388-389	




METELLI ref.	H A N D B R A K E	C R C I	A D J	V E N T	Marca - Make	Ø mm	Cilindretto Freno Wheel Cylinder		RapidKit Brake Shoe				Brake Disc			Brake Drum			Pagina Page
							METELLI ref.		A	B	C	D (TH)	min. TH	N Fori Holes	Forma Shape				
							Left	Right											
 <b>Disco Freno - Brake Disc</b>																			
23-0008					Alfa Romeo				260,5	72,0	51,5	11,0	9,0	4				13-14, 16	
23-0009					Alfa Romeo				250,0	62,0	21,0	10,0	8,0	6				14, 16	
23-0011					Alfa Romeo				249,5	62,0	21,0	10,0	8,0	6				11-12, 14-16	
23-0012					Alfa Romeo				258,0	98,0	10,2	10,0	8,8	4				13	
23-0014					Fiat, Lcv, Fso Polsky, Innocenti, Lancia, Seat, Lcv, Zastava				227,0	61,5	46,0	11,0	9,0	4				165-171, 184, 188-190, 199-202, 209, 211, 215, 265, 292-293, 323, 325-326, 329-330, 332, 677-678, 686-687, 696-697, 702, 869	
23-0016					Citroën				244,0	86,6	47,0	7,0	6,3	6				109, 124, 126	
23-0017					Citroën				270,0	87,0	32,0	7,0	6,3	3				125	
23-0018					Citroën, Peugeot, Renault, Talbot				240,5	62,0	39,5	10,0	9,0	3				125, 128, 520, 603, 732	
23-0020					Fiat, Lancia, Seat				251,0	61,8	51,5	11,0	9,5	4				168-169, 190, 324, 697	
23-0021					Bedford, Opel / Vauxhall				237,5	73,0	55,7	11,0	10,0	4				64, 468, 487, 495, 501	
23-0022					Opel / Vauxhall				245,5	73,0	55,7	12,5	11,7	4				468-469, 487, 495-496, 501-502	
23-0024					Peugeot				256,0	80,0	47,0	10,0	9,0	3				524, 533	
23-0025					Peugeot, Talbot				273,0	76,0	43,0	12,5	10,7	4				551-555, 734	
23-0026					Aro Intreprinderea, Dacia, Renault, Lcv				227,5	83,0	38,5	10,0	9,0	6				20, 151, 603-605, 620-622, 636, 638	
23-0030					Talbot				239,0	75,0	58,0	11,0	9,9	4				731-733	
23-0031					Talbot				239,5	75,0	31,0	11,0	9,9	4				730, 732-733	
23-0033					Talbot				234,5	75,0	58,0	11,0	9,9	4				732-733	
23-0034					Citroën				269,0	87,0	29,5	9,0	8,1	6				109, 125	
23-0036					Citroën				178,0	45,7	14,5	7,0	6,3	4				125-126	
23-0037					• Citroën				259,5	58,0	54,0	20,0	18,0	5				122-124	
23-0040					Bmw				255,0	63,0	75,0	12,7	11,7	4				68	
23-0041					Ford, Lcv				221,0	72,0	42,0	10,0	8,7	4				224-225, 256	
23-0042					Ford, Lcv, Hyundai				247,5	68,4	27,0	12,7	11,4	4				217-218, 254-255, 289	
23-0043					Lada				252,0	68,0	65,0	10,0	9,0	4				321-323	
23-0044					Mercedes				279,0	67,0	72,0	10,0	8,3	5				360-361, 391-392, 398-400, 403-404	
23-0045					Mercedes				273,0	80,0	63,5	12,5	9,0	5				360-361	
23-0046					Mercedes				278,0	80,0	63,5	12,5	11,1	5				360-361, 398-399, 403-404	
23-0047					• Mercedes				278,0	80,0	66,5	22,0	21,0	5				391, 400	
23-0048					Peugeot, Talbot				273,5	79,0	24,5	12,0	10,5	4				551-555, 734	
23-0049					Peugeot Lcv				279,5	138,0	55,5	14,0	12,6	5				565-566	
23-0050					• Renault				228,0	83,0	45,5	20,0	19,0	6				571, 603-604, 613	
23-0051					• Opel Lcv / Vauxhall Lcv, Renault, Lcv				252,0	76,0	53,5	24,0	22,0	6				512, 613-614, 620, 641-645	
23-0052					Volvo				262,5	68,0	65,0	14,3	13,1	5				835-837	
23-0053					Audi, Seat, VW, Lcv				239,0	65,0	35,4	12,0	10,0	4				26-29, 33, 58-59, 682-683, 688-689, 697-698, 763-768, 771-772, 782-783, 788-791, 802-804, 809-811, 816-818	
23-0054					Audi, Seat, VW				239,0	65,0	38,9	10,0	8,0	4				26-27, 681, 687-688, 761-765, 782-783, 788-789, 793, 800-804	
23-0055					Audi, VW				239,0	65,0	44,0	8,0	7,0	4				26, 761, 800	
23-0056					Citroën				223,5	58,0	57,0	7,0	6,3	5				122-124	
23-0057					Peugeot				263,0	80,0	37,0	10,0	9,0	3				533-535	
23-0059					• Bmw				255,0	63,0	75,0	22,0	21,0	4				68	
23-0060					• Bmw				280,0	74,0	78,0	22,0	21,0	5				84, 94	
23-0061					• Audi				257,0	68,0	46,3	21,6	20,0	4				21-23, 30-31, 33-34	
23-0062					Audi				256,0	68,0	46,0	13,0	11,0	4				21-22, 29-31, 33	
23-0063					Lancia				251,0	49,0	65,7	12,7	11,5	4				323-324, 331	
23-0064					Lancia				251,0	49,0	65,3	10,0	9,0	4				323-324, 331	

METELLI ref.	H A N D B R A K E	C R C I	A D J	V E N T	Marca - Make	Ø mm	Cilindretto Freno Wheel Cylinder		RapidKit Brake Shoe				Brake Disc			Brake Drum			Pagina Page
							METELLI ref.		A	B	C	D (TH)	min. TH	N Fori Holes	Forma Shape				
							Left	Right											
<b>Disco Freno - Brake Disc</b>																			
23-0065					Citroën, Lcv				244,0	62,0	43,5	9,0	8,1	3				126, 128, 143-144	
23-0066					Renault, Lcv				238,0	60,0	46,0	12,0	10,5	4				580-581, 604-605, 636-637	
23-0067					• Renault				238,0	60,0	46,0	20,0	17,7	4				581, 604-605, 613-614, 620	
23-0068					Talbot				239,5	75,0	27,0	12,8	11,7	4				730, 733-734	
23-0070					Bmw				279,5	74,0	78,0	12,6	11,7	5				84	
23-0071					Bedford, Opel / Vauxhall, Lcv				236,0	60,0	41,0	10,0	7,0	6				63, 470, 480-481, 488-490, 492-494, 511, 515-516	
23-0072					Ford, Lcv				240,0	63,6	58,0	10,0	9,0	4				218-220, 243-244, 255	
23-0073					• Ford, Lcv				240,0	63,6	58,0	24,2	22,8	4				219-221, 243-244, 249-253, 255-256	
23-0074					Volvo				280,5	68,0	73,0	9,5	8,4	5				835-838, 841-851	
23-0075					Volvo				232,5	69,0	48,2	10,0	9,0	4				838	
23-0076					• Citroën Lcv, Fiat Lcv				285,0	83,0	90,5	20,0	18,8	8				145, 202	
23-0077					Citroën Lcv, Fiat Lcv				279,0	120,3	44,5	9,0	8,1	6				145, 202	
23-0078					Renault				238,0	78,0	41,0	12,0	11,0	4				622	
23-0079					Alfa Romeo Lcv, Iveco				266,5	58,3	111,0	14,2	12,8	6				19-20, 298-300	
23-0080					Bedford, Opel / Vauxhall, Lcv				236,0	60,0	41,0	12,7	10,7	6				64, 469-472, 480-483, 489-495, 505-506, 512, 515-516	
23-0081					Alfa Romeo				260,5	72,0	52,0	12,5	9,0	4				12, 14, 16	
23-0082					Dacia, Renault, Lcv				238,0	61,0	41,0	12,0	10,5	4				151-152, 571-575, 592, 594-596, 601-603, 606-614, 617, 622-623, 627-631, 636-640, 645	
23-0083					Fiat, Lcv, Lancia				257,0	61,7	51,5	12,0	10,8	4				166, 171, 188-190, 211, 325, 329	
23-0084					Bmw				258,0	62,0	60,0	9,9	8,4	4				68-71	
23-0085					Bmw				284,0	79,0	76,0	11,9	11,0	5				84-85	
23-0086					• Mercedes				278,0	80,0	68,5	22,0	19,4	5				391-392, 400	
23-0087					Nissan				219,0	64,0	39,8	9,6	8,6	4				446	
23-0088					Honda				226,0	92,0	44,4	9,6	9,0	4				270	
23-0089					Toyota				218,0	64,0	29,7	10,0	9,0	4				741	
23-0090					Nissan				239,0	64,0	39,8	9,6	8,6	4				446	
23-0091					Honda				231,0	86,0	41,0	12,0	10,0	4				267, 270	
23-0093					Alfa Romeo Lcv, Citroën Lcv, Fiat Lcv, Peugeot Lcv				255,5	72,0	61,0	13,0	11,8	5				19, 144-145, 203-204, 564-565	
23-0094					• Bmw				284,0	79,0	76,0	21,9	20,4	5				84-85	
23-0095					Bmw				284,0	75,0	61,0	9,9	9,0	5				84-85, 94	
23-0096					• Bedford, Chevrolet, Daewoo, Opel / Vauxhall, Lcv				236,0	60,0	40,9	19,9	18,2	4				64, 100-101, 154-155, 470-473, 481-483, 489, 491-492, 494-495, 505, 512, 514-517	
23-0097					Citroën, Peugeot				266,0	66,0	27,0	10,0	9,0	4				114-115, 533-535, 544-548	
23-0098					Ford				240,0	63,6	58,3	12,7	11,4	4				249	
23-0100					Citroën, Lcv, Peugeot, Lcv				247,0	66,0	34,0	10,0	9,0	4				126-128, 139-141, 143-144, 150, 520-530, 535-537, 541-549, 559	
23-0103					Mercedes				262,0	67,0	46,0	11,0	9,0	5				362-363	
23-0104					Mercedes				258,0	67,0	56,1	9,0	7,3	5				362-363, 375-377, 399, 404-406	
23-0106					Alfa Romeo, Nissan				239,0	58,5	46,0	12,6	9,0	4				8-11, 13, 15, 446	
23-0107					Renault, Lcv				238,0	61,0	41,0	8,0	7,0	4				571, 627, 629-630, 638-640, 645	
23-0108					• Renault				259,0	61,0	46,0	19,7	17,7	4				578-579, 581, 604-605, 619-620	
23-0109					• Renault				280,0	61,0	58,0	21,9	20,0	5				579, 620	


METELLI ref.	H A N D B R A K E	C R C I	A D J	V E N T	Marca - Make	Ø mm	Cilindretto Freno Wheel Cylinder		RapidKit Brake Shoe				Brake Disc			Brake Drum			Pagina Page
							METELLI ref.		A	B	C	D (TH)	min. TH	N Fori Holes	Forma Shape				
							Left	Right											
 <b>Disco Freno - Brake Disc</b>																			
23-0110					• Nissan Lcv, Renault, Lcv				238,0	61,0	41,0	20,0	17,7	4			462-463, 572-575, 582-584, 592-596, 602, 606-618, 623, 628-629, 631-633, 637		
23-0111					• Citroën, Peugeot				247,0	66,0	44,2	20,4	18,0	4			128, 526-527, 529		
23-0112					Renault				254,0	66,0	54,4	12,0	10,5	5			619-620		
23-0113					Citroën				224,0	71,0	56,5	7,0	4,0	4			114-115		
23-0114					Renault, Lcv				238,0	61,0	46,0	12,0	10,5	4			580-581, 604-605, 636-637		
23-0115					• Renault				238,0	61,0	39,0	20,0	17,7	4			578, 581, 604-606		
23-0116					• Renault Lcv				278,0	95,0	70,0	24,0	22,5	6			634-635		
23-0117					Seat, VW				226,0	39,8	71,3	10,0	8,0	4			682-683, 688-689, 698, 761, 766-770, 772-775, 783, 791-792, 801-803, 811, 817-818		
23-0119					• Ford				239,0	72,0	46,0	20,0	18,0	4			225		
23-0120					• Ford				260,0	63,6	53,3	24,1	22,8	5			238, 246-248		
23-0121					Ford				253,0	63,6	33,0	10,3	8,7	5			238, 246-248		
23-0122					Bmw				260,0	66,0	35,0	12,5	11,1	4			68-71		
23-0123					• Bmw				260,0	66,0	35,0	22,0	20,4	4			68-71, 98		
23-0124					Mercedes				284,0	67,0	46,5	12,0	10,0	5			375, 377, 399, 404-408		
23-0126					Rover				249,0	66,7	45,7	9,5	8,6	4			663-664		
23-0127					Volvo				239,0	69,0	29,2	12,8	11,5	4			838		
23-0128					Fiat, Lancia				257,0	59,0	51,5	12,2	10,8	4			174-176, 330		
23-0131					Mazda				227,0	75,0	31,0	11,0	10,0	4			349		
23-0134					Alfa Romeo Lcv, Citroën Lcv, Fiat Lcv, Peugeot Lcv				255,5	73,0	64,0	16,0	13,5	5			19, 144-145, 203-205, 215, 564-565		
23-0135					Rover				213,0	55,6	66,0	9,5	8,6	4			665		
23-0136					Rover				240,0	66,0	43,0	12,8	11,7	4			656, 664, 667		
23-0137					• Ford				262,0	69,0	73,0	24,2	22,8	5			217, 237-238		
23-0138					Ford				262,0	69,0	73,0	12,8	11,4	5			217, 236-237		
23-0140					Bmw				272,0	75,0	61,5	9,5	8,5	5			67-68, 84		
23-0141					VW Lcv				278,0	45,2	118,4	13,0	11,0	5			829		
23-0142					• Nissan				232,0	79,0	31,5	18,2	16,0	4			451, 456		
23-0144					Honda				215,0	61,0	50,0	11,0	9,0	4			270		
23-0148					Daihatsu, Toyota				228,0	64,0	17,5	10,0	9,0	4			161, 738, 740-741		
23-0149					Toyota				226,0	64,0	31,0	10,0	9,0	4			752-753		
23-0150					Daihatsu, Toyota				229,0	64,0	31,5	12,5	11,5	4			161, 742		
23-0151					• Renault, Lcv				244,0	61,0	31,5	20,5	17,7	4			615-616, 618, 637		
23-0152					• Renault				265,0	61,0	31,5	20,5	17,7	4			614-619		
23-0153					Citroën, Peugeot				238,0	57,0	29,0	8,0	6,0	3			109-111, 126, 520-521, 523		
23-0156					Fiat, Lcv, Innocenti, Lancia				240,0	59,0	46,5	12,0	10,8	4			177-178, 183-184, 200-201, 209-210, 215, 292-293, 332		
23-0157					• Fiat				240,0	59,0	46,5	20,0	18,2	4			201		
23-0158					• Alfa Romeo				268,5	72,0	51,5	22,0	20,0	5			12-13, 17		
23-0159					Alfa Romeo				250,0	62,0	20,6	10,0	8,0	6			12-13, 17		
23-0160					Alfa Romeo				261,0	72,0	52,3	12,6	9,0	5			12		
23-0161					Citroën Lcv, Fiat Lcv, Peugeot Lcv				289,5	73,0	61,0	16,0	14,8	5			145, 203-205, 565		
23-0162					Ford Lcv				270,0	78,6	71,1	14,3	12,5	5			258-259		
23-0163					Ford Lcv				254,0	78,5	31,5	14,3	12,5	5			259		
23-0164					• Rover				213,0	55,6	69,9	20,6	19,8	4			665		
23-0165					• Rover				230,7	61,0	44,0	17,0	15,0	4			656		
23-0166					• Daewoo, GM (usa) Pontiac, Opel / Vauxhall				256,0	60,0	41,0	24,0	21,0	4			153-155, 267, 470-474, 479, 492, 506-508		
23-0167					• Mercedes				284,0	67,0	43,5	21,8	19,4	5			362, 375-377, 399-400, 405-408		
23-0168					Ford				239,0	63,6	42,8	10,0	8,0	4			221-223, 225-227, 245		

METELLI ref.	H A N D	B R A K E	C R C I	A D J	V E N T	Marca - Make	Ø mm	Cilindretto Freno Wheel Cylinder		RapidKit Brake Shoe				Brake Disc			Brake Drum			Pagina Page
								METELLI ref.		A	B	C	D (TH)	min. TH	N Fori Holes	Forma Shape				
								Left	Right											
<b>Disco Freno - Brake Disc</b>																				
23-0169						• Ford, Lcv, Mazda				239,7	63,6	42,9	20,0	18,0	4				221-224, 226-229, 238-239, 245-246, 256-257, 347-348	
23-0170						• Audi, Seat, VW				239,0	65,0	39,0	20,0	18,0	4				26, 28-29, 58, 682-684, 688-690, 697, 764, 766-767, 771, 782-783, 789, 791, 801-804, 809-811, 816	
23-0172						Toyota				226,0	76,0	30,0	10,0	9,0	4				753	
23-0173						• Subaru				242,0	70,0	43,5	17,5	16,0	4				718, 722	
23-0174						Nissan				239,5	76,0	35,0	12,0	11,0	4				446, 457	
23-0175						• Honda				230,7	61,0	49,7	17,0	15,0	4				267, 270, 278	
23-0176						• Honda				230,7	61,0	44,0	17,0	15,0	4				270-272, 276-277	
23-0179						Alfa Romeo, Fiat, Lcv, Lancia				257,5	59,0	40,5	12,0	10,2	4				1-3, 172-173, 179-181, 185-187, 192-197, 212, 324, 326, 331-333	
23-0180						• Ford				260,0	63,6	58,0	24,1	22,8	4				219, 221, 249-253	
23-0183						• Alfa Romeo, Lancia				284,0	59,0	43,5	22,0	20,2	5				2-7, 16-18, 331	
23-0184						• Alfa Romeo, Fiat, Lancia				257,0	59,0	51,7	20,0	18,2	4				7, 174-176, 325-326, 330-331	
23-0185						Audi				245,0	68,0	59,0	10,0	8,0	4				21-23, 30-34, 57-60	
23-0186						Seat, Lcv, VW, Lcv				256,0	65,0	39,2	13,0	11,0	4				698, 700-702, 767-769, 771-772, 774, 791-792, 816-821	
23-0187						Bmw				302,0	79,0	75,8	11,7	10,4	5				85-86	
23-0188						• Bmw				302,0	79,0	76,0	22,0	20,4	5				86-87, 95	
23-0189						Bmw				300,0	75,0	61,0	9,9	8,4	5				85-87	
23-0190						• Citroën, Peugeot				275,8	71,0	48,0	22,0	20,0	5				131-132, 555-556	
23-0191						• Citroën, Lcv, Peugeot, Lcv				265,8	66,0	27,5	20,5	18,4	4				112-113, 115, 128-131, 134-143, 151, 531-532, 534-539, 545-549, 560, 566-567	
23-0192						Fiat, Lancia				257,0	59,0	50,5	14,0	12,8	4				174-176, 330	
23-0193						Alfa Romeo, Fiat, Lcv, Lancia				251,0	59,0	50,5	10,0	9,0	4				7, 173-176, 179, 181-182, 191-192, 202, 211, 214, 327-328, 330-331	
23-0194						• Opel / Vauxhall				257,9	70,0	58,5	23,8	21,0	5				498-499	
23-0195						Opel / Vauxhall				258,0	70,0	58,4	12,6	9,7	5				498-499	
23-0196						Opel / Vauxhall				270,0	65,5	67,0	10,0	8,0	5				498-499, 503	
23-0198						Renault				238,0	52,3	74,3	8,0	7,0	4				573-574, 602, 606-613, 622-623, 628	
23-0200						• Volvo				262,0	68,0	56,0	22,0	20,0	5				841-847	
23-0201						• Volvo				286,5	68,0	56,0	22,0	20,0	5				841-850	
23-0202						• Alfa Romeo				239,0	58,5	46,0	22,0	20,2	4				10-11, 13	
23-0205						Lada				239,0	58,5	42,3	12,0	10,8	4				320, 322-323	
23-0206						Lada				272,0	108,0	50,3	11,0	9,8	5				321	
23-0210						Mercedes Lcv				279,5	88,0	78,7	16,0	13,0	5				414-415	
23-0211						• Mercedes				262,0	67,0	44,5	22,0	19,4	5				362-363	
23-0213						• Nissan				250,0	68,0	49,5	22,1	20,0	4				445, 451	
23-0216						Peugeot				247,5	71,0	20,2	8,0	7,0	4				530, 542-544	
23-0217						Peugeot				247,5	71,0	34,3	10,0	8,0	4				545-549	
23-0218						Renault				254,0	66,0	54,3	12,0	10,5	4				578-579, 604, 619	
23-0220						Innocenti, Rover				213,3	55,6	61,0	9,6	8,6	4				293, 666-667	
23-0221						Suzuki				289,7	107,0	46,0	10,0	9,0	5				726	
23-0222						Toyota				243,0	54,0	47,3	13,5	12,5	4				742-743	
23-0223						• Toyota Lcv				255,0	74,0	41,6	20,0	19,0	4				758	
23-0224						• Toyota				243,0	54,0	48,0	22,0	21,0	4				738-740	
23-0225						• Volvo				263,0	68,0	67,5	22,0	20,4	5				835-837	
23-0226						Citroën				238,0	57,0	29,5	10,0	8,5	3				110	
23-0227						Bmw				286,0	79,0	51,5	12,0	10,4	5				71-74, 98	
23-0229C *						Bmw				280,0	75,0	60,0	10,0	8,4	5				71-76	


METELLI ref.	H A N D B R A K E	C R C I	A D J	V E N T	Marca - Make	Ø mm	Cilindretto Freno Wheel Cylinder		RapidKit Brake Shoe				Brake Disc				Brake Drum			Pagina Page
							METELLI ref.		A	B	C	D (TH)	min. TH	N Fori Holes	Forma Shape					
							Left	Right												
 <b>Disco Freno - Brake Disc</b>																				
23-0230					• Seat, Lcv, VW, Lcv				256,0	65,0	39,0	20,0	18,0	4			681-684, 688-690, 698, 700-702, 761, 767-775, 783, 786, 792-793, 801, 803-805, 816-821			
23-0231					• Alfa Romeo, Fiat, Lcv, Lancia				257,0	59,0	40,5	20,0	18,2	4			1-4, 172-173, 176-177, 179-183, 186-188, 193-195, 197-198, 202-203, 211-212, 214-215, 324-326			
23-0232					Alfa Romeo, Fiat, Lcv, Ford, Lancia				240,5	59,0	39,7	10,9	9,2	4			1-4, 11, 170, 172-174, 179-181, 184-188, 191-198, 202, 211-212, 214, 239, 324-328, 330-331, 333			
23-0233					Audi				256,0	68,0	56,3	13,0	11,0	4			31-32			
23-0234					• Audi				256,0	68,0	56,4	22,0	20,0	4			31-32, 57, 59-60			
23-0235					• Honda, Rover				262,0	64,1	47,0	21,0	19,0	4			275, 656-660			
23-0236					Renault, Lcv				238,0	52,3	74,3	8,0	7,0	4			606-613, 637			
23-0237					• Land Rover				298,0	101,6	70,0	24,0	22,0	5			335-338			
23-0238					• Citroën, Peugeot, Lcv				247,0	66,0	34,5	20,5	18,5	4			112, 127, 133-137, 139-141, 521-524, 530-532, 535-539, 542-544, 559-560			
23-0240					• Alfa Romeo, Fiat, Lancia				257,1	59,0	50,7	22,0	20,2	4			7, 174-176, 330-331			
23-0241					Iveco				280,0	58,3	142,3	16,1	13,0	6			299-300			
23-0242					• Seat, VW				280,0	65,0	28,3	22,0	20,0	5			698, 761, 770, 792-793, 818			
23-0243					Renault, Lcv				238,0	52,3	74,3	8,0	7,0	4			572-574, 630-631			
23-0244					• Daihatsu				277,0	96,0	32,5	18,0	17,0	5			161-162			
23-0246					• Mazda				256,0	55,0	45,0	22,0	20,0	4			350-351, 356			
23-0247					• Nissan				295,0	104,0	29,0	20,0	18,0	6			450-451			
23-0248					• Nissan				241,8	68,0	49,0	20,0	18,0	4			452			
23-0249					• Nissan				257,0	68,0	49,0	22,0	20,0	4			442-443, 452-454			
23-0250					• Nissan				256,8	61,0	45,1	26,0	24,0	4			441, 443, 458			
23-0251					Nissan				213,7	61,0	46,5	12,0	10,0	4			447			
23-0252					• Nissan, Lcv				250,0	73,0	22,0	18,0	16,0	4			444-445, 456, 466			
23-0253					• Nissan Lcv				250,0	73,0	30,0	22,0	18,0	4			466			
23-0254					• Subaru				240,4	65,0	36,5	18,0	15,5	4			720			
23-0255					• Toyota				255,0	54,0	46,3	25,0	23,0	5			741			
23-0256					• Toyota				276,9	54,0	46,0	25,0	23,0	5			741			
23-0257					• Toyota				258,0	62,0	47,5	25,0	23,0	5			751			
23-0258					• Toyota				257,7	54,0	48,0	22,0	21,0	4			743			
23-0259					• Toyota				228,9	54,0	43,0	16,0	15,0	4			753			
23-0260					Volvo				260,0	61,0	40,0	12,0	11,0	6			838-841			
23-0262C *					• Audi, Seat, Skoda, VW				287,7	68,0	46,2	24,9	23,0	5			24-25, 38-47, 49-52, 685-686, 711-712, 793-797			
23-0263					Audi				287,5	68,0	46,2	15,0	13,0	5			24, 38-39, 48-49			
23-0265					• Rover				243,0	66,0	43,0	22,0	18,0	4			656, 664-666, 668			
23-0266					Honda, Rover				230,8	61,0	44,0	12,0	10,0	4			271, 276, 656			
23-0267					Honda, Rover				239,0	61,0	48,2	10,0	8,0	4			268, 272-276, 278, 656-661, 663, 665-666			
23-0268					Rover				237,8	61,0	47,2	12,7	10,7	4			656-657, 659-660			
23-0269					• Honda, Rover				262,0	64,1	51,5	21,0	19,0	4			277, 662-663			
23-0270					Rover				260,0	64,1	43,2	10,0	8,0	4			662-663			
23-0271					Citroën, Lcv, Peugeot				247,0	71,0	25,5	8,0	6,0	4			127, 134-141, 151, 523-524, 531-532, 536-539			
23-0272					• Mazda				250,0	75,0	34,5	20,0	18,5	4			352-353			
23-0274					• Mazda				263,5	64,0	46,5	24,0	22,0	5			353-354			
23-0275					• Mazda				229,0	75,0	34,5	20,0	18,5	4			352			
23-0276					• Mazda				234,7	55,0	45,0	18,0	16,0	4			347, 350-351			



METELLI ref.	H A N D B R A K E	C R C I	A D J	V E N T	Marca - Make	Ø mm	Cilindretto Freno Wheel Cylinder		RapidKit Brake Shoe				Brake Disc			Brake Drum			Pagina Page
							METELLI ref.		A	B	C	D (TH)	min. TH	N Fori Holes	Forma Shape				
							Left	Right											
<b>Disco Freno - Brake Disc</b>																			
23-0277C *					Mercedes				278,0	67,0	55,5	9,0	7,3	5			363, 366-371, 376-379, 395-396, 399, 402-403, 405-408		
23-0278					• Mitsubishi				242,0	86,0	34,0	18,0	16,4	4			426-429, 432-433, 439-440		
23-0279					• Mitsubishi				266,0	69,0	45,4	24,0	22,4	4			429-430, 439		
23-0280					• Nissan				231,8	76,0	36,5	18,0	16,0	4			446, 451, 457		
23-0281					Nissan				213,7	59,0	43,2	12,0	11,0	4			447		
23-0282					• Nissan, Lcv				239,7	61,0	45,2	18,0	16,0	4			441, 446, 457-459, 465		
23-0283					Opel / Vauxhall				261,0	39,8	82,0	9,8	8,0	4			479, 492, 506		
23-0284					• Opel / Vauxhall, Lcv				256,0	66,0	41,0	19,8	17,0	4			473, 483, 504-506, 515		
23-0286					Renault				255,0	66,0	30,6	10,5	9,5	5			618		
23-0287					Skoda				252,5	80,0	54,5	9,1	8,0	4			702		
23-0288					Skoda				236,0	62,0	45,7	12,9	11,5	4			705-706, 711		
23-0289					• Toyota				254,7	54,0	48,0	22,0	21,0	5			737-739		
23-0290					• Toyota				226,0	54,0	41,5	16,0	15,0	4			753		
23-0291					VW Lcv				281,0	91,0	80,5	20,0	18,0	5			823-825		
23-0292					VW Lcv				258,0	45,3	95,6	16,0	13,0	5			829		
23-0293					VW Lcv				259,8	68,1	64,1	16,0	13,0	5			829-830		
23-0294					• Volvo				256,0	61,0	40,1	22,0	20,0	6			838-841		
23-0295					• Citroën, Peugeot				283,0	71,0	48,0	26,0	24,0	5			131-133, 555-556		
23-0296					Citroën				223,6	71,0	63,0	9,0	7,0	5			131-133		
23-0298					• Alfa Romeo, Fiat, Lcv, Lancia				283,9	59,0	39,5	22,0	20,2	4			2, 4, 174, 181-182, 188, 198, 211, 325-327		
23-0299					Mercedes				278,0	67,0	58,4	9,0	7,3	5			400-401		
23-0300					• Mercedes				300,0	67,0	45,5	28,0	25,4	5			400-401		
23-0301					Nissan				239,6	61,0	45,2	12,0	10,0	4			446, 457-458		
23-0303					Peugeot				290,0	71,0	44,0	10,0	8,0	5			555-556		
23-0304					• Renault				284,6	61,0	31,8	21,0	19,0	5			618		
23-0305					• Seat				251,0	61,0	45,8	20,0	18,0	4			687, 696		
23-0306					• Honda				241,6	61,0	44,0	19,0	17,0	4			271-272, 276-277		
23-0308					Mercedes Lcv				238,5	102,0	79,0	16,0	14,5	5			409		
23-0309					Volvo				228,0	60,0	39,7	9,0	8,0	4			838-841		
23-0310					• Volvo				280,0	68,0	56,4	26,0	23,0	5			841-851		
23-0311					Volvo				265,0	68,0	53,0	9,9	8,0	5			841-847, 849-851		
23-0312					Seat, VW				226,0	39,9	71,3	10,0	8,0	5			698, 761, 770, 792-793, 818		
23-0313					Mercedes				284,0	67,0	43,5	12,0	10,0	5			365-366		
23-0314					• Mercedes				284,0	67,0	43,5	22,0	19,4	5			365-367		
23-0315C *					Mercedes				258,0	67,0	55,5	9,0	7,3	5			365-367		
23-0316					• Ford				260,0	63,5	47,0	24,0	22,2	4			217, 240-241, 248		
23-0317					• Ford				253,0	63,5	43,8	20,0	18,0	4			217, 240-241, 249		
23-0318					Citroën				258,0	57,0	29,5	10,0	9,0	3			110		
23-0319					Citroën				224,0	71,0	57,5	9,0	7,0	4			128-131		
23-0320					• Mercedes				295,0	67,0	49,5	22,0	19,4	5			363, 375-377, 399, 406, 408		
23-0321					• Mercedes				284,0	67,0	43,5	22,0	19,4	5			375-377, 405-408		
23-0322					Innocenti				213,2	55,0	62,0	9,5	8,5	4			292-293		
23-0325					Alfa Romeo				258,0	62,0	21,0	10,0	8,8	6			13		
23-0329					Audi				280,0	68,0	56,2	12,9	11,0	4			31-32		
23-0330					• Audi				280,0	68,0	56,2	22,0	20,0	4			31-32, 57-60		
23-0331					• Chrysler				282,0	73,4	38,0	24,0	22,4	5			103, 105-106		
23-0332					• Jeep				280,5	72,0	77,0	22,0	20,7	5			311, 314		
23-0334					Citroën				247,0	57,0	32,5	10,0	9,0	3			110-112, 126		
23-0335					Citroën				251,0	71,0	62,5	12,0	10,8	5			132-133		
23-0336					• Citroën, Peugeot				283,0	66,0	27,5	22,0	20,0	4			129-131, 135-138, 140, 537, 548		
23-0337					Citroën, Lcv, Fiat, Lancia, Peugeot				295,0	59,0	56,1	10,0	8,0	5			124-125, 145, 150-151, 198-199, 333, 557-558		


METELLI ref.	H A N D	B R A K E	C R C I	A D J	V E N T	Marca - Make	Ø mm	Cilindretto Freno Wheel Cylinder		RapidKit Brake Shoe				Brake Disc				Brake Drum			Pagina Page
								METELLI ref.		A	B	C	D (TH)	min. TH	N Fori Holes	Forma Shape					
								Left	Right												
 <b>Disco Freno - Brake Disc</b>																					
23-0338						• Citroën, Lcv, Fiat, Lcv, Lancia, Peugeot, Lcv				281,0	59,0	43,6	26,0	24,2	5	124-125, 145, 149-151, 198-199, 212-213, 333, 557-558, 564					
23-0339						Citroën Lcv, Fiat Lcv, Peugeot Lcv				281,0	73,0	65,5	18,0	15,9	5	146-147, 205-207, 561					
23-0340						• Citroën Lcv, Fiat Lcv, Peugeot Lcv				280,0	73,0	65,5	24,0	21,9	5	147-148, 205-209, 562-563					
23-0341						• Citroën Lcv, Fiat Lcv, Peugeot Lcv				300,0	80,0	65,5	24,0	21,9	5	146-149, 206-209, 561-563					
23-0342						Iveco				266,5	58,3	154,0	14,2	12,8	6	298					
23-0343						• Honda				240,0	61,0	44,6	21,0	19,0	4	272-274					
23-0344						• Honda, Rover				262,0	64,1	44,8	21,0	19,0	4	272-274, 276-277, 658-661, 663, 665-666, 668					
23-0346						• Mazda				242,0	75,0	37,5	20,0	18,0	4	353					
23-0347						• Ford Usa, Mazda				258,0	72,0	48,5	24,0	22,0	5	264, 354-355, 357-358					
23-0348						Nissan				234,0	59,0	45,3	12,0	10,0	4	448					
23-0349						• Ford, Nissan, Lcv				278,0	100,0	39,2	26,0	24,0	6	239, 459, 464-465					
23-0350						Opel / Vauxhall				260,0	57,0	69,3	10,0	8,0	4	474					
23-0351						• Isuzu, Opel / Vauxhall, Lcv				257,5	88,0	36,0	22,0	20,6	6	294-296, 486, 497, 514					
23-0352						• Renault				285,0	61,0	31,8	21,0	19,0	4	615-616, 618					
23-0358						Renault				254,0	66,0	54,3	12,0	10,5	5	579, 620					
23-0359						Land Rover				290,0	101,7	61,4	12,5	11,7	5	335-338					
23-0360						• Honda, Rover				260,0	92,0	34,0	23,0	21,0	4	268-269, 273, 661					
23-0361						Honda, Rover				260,0	64,1	48,7	10,0	8,0	4	268-269, 274, 661-662					
23-0362						• Honda, Rover				281,7	92,0	34,0	23,0	21,0	4	268-269, 661-662					
23-0363						• Toyota				238,0	54,0	48,0	22,0	21,0	4	739					
23-0364						• Toyota				302,0	100,0	48,0	20,0	19,0	6	748-750					
23-0365						• Audi, Seat, Skoda, Lcv, VW				288,0	65,0	34,3	25,0	23,0	5	34-35, 684-685, 690-694, 699, 702-705, 708, 711, 713-714, 760-761, 774-775, 787-788, 806-808					
23-0366						Audi, Seat, Skoda, Lcv, VW				232,0	65,0	39,5	8,8	7,0	5	34-35, 62, 684-685, 690-694, 699, 703-705, 708-709, 711, 713-714, 759-761, 773-775, 787-788, 806-808					
23-0367						• Alfa Romeo				281,0	59,0	43,5	26,0	24,2	5	7					
23-0368						Alfa Romeo, Lancia				251,5	59,0	50,6	10,0	9,0	5	2-7, 325, 328, 331					
23-0369						• Alfa Romeo, Fiat, Lcv, Lancia				284,0	59,0	43,5	22,0	20,2	4	3-4, 173-174, 176-177, 179-181, 191-192, 202-203, 210-211, 214, 326-328, 330-331					
23-0371						Seat, VW, Lcv				239,0	65,0	33,8	10,0	8,0	4	680, 801-802, 806, 828					
23-0372						• Seat, VW, Lcv				239,0	65,0	34,3	18,0	16,0	4	680-681, 786-787, 801-806, 828					
23-0373						• Volvo				280,0	68,0	50,3	26,0	23,0	4	848					
23-0374						Volvo				295,0	68,0	72,2	9,5	8,4	4	848					
23-0375						• Volvo				280,0	68,0	50,3	26,0	23,0	5	848, 851-853, 858-860, 862-863, 865-866					
23-0376C *						Volvo				295,0	68,0	72,4	9,7	8,4	5	848, 852-853, 858-860, 862-863					
23-0377						Ford, Mazda				239,5	63,5	43,0	12,0	10,0	4	228-229, 238-239, 347-348					
23-0378						• VW				282,5	68,0	46,5	25,0	23,0	5	793-794					
23-0381						• Saab				280,0	68,0	44,0	25,0	23,0	4	671					
23-0383						Renault				238,0	52,3	74,3	8,0	7,0	4	573-574, 602, 606-613, 622-623, 628					
23-0384						Renault, Lcv				238,0	52,3	74,3	8,0	7,0	4	606-613, 637					

METELLI ref.	H A N D B R A K E	C R C I	A D J	V E N T	Marca - Make	Ø mm	Cilindretto Freno Wheel Cylinder		RapidKit Brake Shoe				Brake Disc			Brake Drum			Pagina Page
							METELLI ref.		A	B	C	D (TH)	min. TH	N Fori Holes	Forma Shape				
							Left	Right											
<b>Disco Freno - Brake Disc</b>																			
23-0385					Renault, Lcv				238,0	52,3	74,3	8,0	7,0	4				572-574, 631	
23-0386C *					• Mercedes				288,0	67,0	46,5	25,0	22,4	5				366-368, 378-381, 396, 402	
23-0387					• Alfa Romeo				284,0	59,0	39,5	22,0	20,2	5				17-18	
23-0388					Alfa Romeo				240,5	59,0	40,0	11,0	9,2	5				17-18	
23-0390					• Audi, Seat, Skoda, Lcv, VW, Lcv				256,0	65,0	37,0	22,0	19,0	5				34, 684-685, 690-693, 698-699, 702-705, 708, 711, 713-714, 759-760, 763, 773-774, 806-808, 823	
23-0391					• Audi, Seat, Skoda, VW				279,5	65,0	36,8	22,0	19,0	5				34-35, 693-694, 699, 708-709, 759-760, 773-775, 787-788	
23-0392					Audi				280,0	68,0	46,3	13,0	11,0	5				38-39	
23-0393					• Hyundai				242,0	86,0	40,5	19,0	17,0	4				279, 282-283, 286	
23-0394C *					Audi				245,0	68,0	83,0	10,0	8,0	5				38-41	
23-0395C *					Audi, Skoda, VW				245,0	68,0	64,0	10,0	8,0	5				24-25, 48-52, 712, 793-797	
23-0396C *					• Bmw				296,0	79,0	76,0	22,0	20,4	5				87-89	
23-0397C *					Bmw				298,0	75,0	61,1	10,0	8,1	5				87-88	
23-0398C *					• Bmw				298,0	75,0	61,0	20,0	18,4	5				87-89	
23-0399					• Bmw				316,0	79,0	28,0	28,0	26,4	5				95	
23-0400					Bmw				324,0	75,0	61,2	12,0	10,4	5				95-96	
23-0401					Citroën, Lcv, Peugeot Lcv				265,5	66,0	27,3	13,0	11,0	4				112-113, 116-117, 142, 144-145, 566-567	
23-0402					• Citroën, Lcv, Fiat, Lcv, Peugeot, Lcv				257,0	59,0	40,5	20,0	18,2	5				124, 149-150, 198, 212-213, 557-558, 563-564	
23-0403					• Ford, Seat, VW				288,0	68,1	55,3	25,0	21,0	5				235-236, 678-679, 811-812	
23-0404					Ford, Seat, VW				268,0	68,1	46,0	10,0	8,0	5				235-236, 678-679, 811-812	
23-0405					• Hyundai				257,0	86,0	34,0	22,0	20,0	4				281, 285	
23-0406					• Hyundai				257,0	69,0	45,3	22,0	20,0	4				287-288	
23-0407					• Alfa Romeo, Citroën Lcv, Fiat, Lcv, Lancia, Peugeot Lcv				257,0	59,0	40,5	22,0	20,2	4				17, 150, 170, 173, 177-179, 185, 187, 191, 202-203, 210-212, 214, 325, 328, 332-333, 561	
23-0408					• Lancia				281,0	59,0	47,8	22,0	20,2	5				327	
23-0409C *					• Alfa Romeo, Lancia				281,0	59,0	47,8	26,0	24,2	5				7-8, 327	
23-0410C *					Alfa Romeo, Lancia				276,0	59,0	51,5	10,0	9,0	5				7-8, 327	
23-0411					• Lada				260,0	58,5	42,4	20,0	17,8	4				320-321	
23-0413					• Mercedes				320,0	67,0	82,0	30,0	27,4	5				392-393	
23-0414					Mercedes				290,0	67,0	59,5	12,0	9,8	5				392-393	
23-0416					• Mercedes, Lcv				276,0	67,0	60,0	22,0	19,0	5				395, 415	
23-0417					Mercedes, Lcv				280,0	67,0	65,0	10,0	8,0	5				395, 415	
23-0418					• Mercedes Lcv, VW Lcv				276,0	85,0	77,0	22,0	19,0	5				409-412, 825-826	
23-0419					Mercedes				303,0	85,0	83,0	16,0	13,0	5				386-388	
23-0422					Land Rover				298,5	101,6	70,0	14,0	13,0	5				334-338	
23-0425					Citroën				251,0	71,0	62,4	12,0	11,0	4				129-131	
23-0426					Opel / Vauxhall				270,0	57,0	77,0	10,0	8,0	4				479, 506	
23-0427					VW Lcv				282,0	68,1	64,7	18,0	15,0	5				830	
23-0430					Rover				262,0	64,1	44,5	13,0	11,0	4				658-661, 668	
23-0431					Peugeot				290,3	71,0	60,0	10,0	8,0	4				549-550	
23-0434					Mitsubishi, Volvo				260,0	90,0	41,0	10,0	8,4	4				425, 438-439, 854-855	
23-0435					• Toyota				238,0	54,0	48,2	18,0	17,0	4				743	
23-0436					• Honda, Rover				285,0	64,1	51,0	21,0	19,0	4				277, 662-663	
23-0437					• VW Lcv				280,0	68,1	64,7	24,0	20,0	5				830-832	
23-0438					• Audi				276,0	68,0	46,2	25,0	23,0	5				22-25	
23-0439					• Toyota				255,0	55,0	48,0	22,0	20,0	4				743-745	
23-0441					• Opel / Vauxhall				296,0	70,0	58,3	28,0	25,0	5				499-500, 503	
23-0442					• Opel / Vauxhall, Saab				284,0	70,0	41,0	24,0	22,0	7				479, 506, 670-671	


METELLI ref.	H A N D B R A K E	C R C I	A D J	V E N T	Marca - Make	Ø mm	Cilindretto Freno Wheel Cylinder		RapidKit Brake Shoe				Brake Disc			Brake Drum			Pagina Page
							METELLI ref.		A	B	C	D (TH)	min. TH	N Fori Holes	Forma Shape				
							Left	Right											
 <b>Disco Freno - Brake Disc</b>																			
23-0443					• Ford				260,0	63,5	43,9	24,2	21,0	4			222-224, 245		
23-0446					• Opel / Vauxhall				286,0	70,0	58,3	24,0	21,0	5			500		
23-0447					• Toyota				255,0	55,0	49,2	28,0	27,0	5			739-740		
23-0448					• VW				288,0	65,0	28,2	24,9	23,0	5			769-773, 792-793, 818		
23-0449					• Nissan, Lcv				257,0	68,0	52,5	26,0	24,0	5			456, 466		
23-0450C *					• Bmw				276,0	75,0	60,1	18,8	17,4	5			72-78		
23-0452					• Opel / Vauxhall				280,0	88,0	36,0	26,0	24,6	6			486-487, 497		
23-0454					• Citroën, Peugeot				283,0	66,0	28,0	26,0	24,0	4			129-131, 549-550		
23-0455					• Peugeot				260,0	66,0	28,0	24,0	22,0	4			549		
23-0456					• Nissan				247,0	61,0	45,3	18,0	16,0	4			442-443		
23-0457					• Nissan				232,0	61,0	45,3	18,0	16,0	4			442		
23-0458					• Ford Lcv				270,0	78,5	43,0	24,3	22,2	5			257, 260-261		
23-0459					• Ford Lcv				254,0	78,5	43,0	24,3	22,2	5			257, 260-261		
23-0461					• Mitsubishi, Volvo				256,0	69,0	45,6	24,0	21,5	4			425, 430-431, 438-439, 854-855		
23-0463					• Mitsubishi				276,0	87,0	45,3	24,0	22,4	6			431-432, 435-437		
23-0464					Mitsubishi				315,0	108,0	84,3	18,0	16,4	6			435-437		
23-0466					• Renault				262,0	61,0	44,0	22,0	19,8	5			586-587, 624		
23-0467					• Mitsubishi, Volvo				281,0	69,0	45,7	24,0	21,5	4			425, 854-855		
23-0468C *					• Audi, Seat, VW				280,0	68,0	46,5	22,0	20,0	5			38-42, 44-47, 685-686, 793		
23-0469					• Mercedes				260,0	67,0	40,5	22,0	19,4	5			363-364		
23-0470					Mercedes				260,0	67,0	40,5	12,0	10,0	5			363		
23-0471					Skoda				236,0	62,0	48,7	12,8	11,4	4			705-706		
23-0472					Alfa Romeo				281,0	59,0	44,8	15,0	13,2	5			4-5		
23-0473					• Chrysler, Chrysler (usa)				282,0	73,4	38,0	24,0	22,4	5			103, 106-107		
23-0474C *					• Bmw				286,0	79,0	51,5	21,9	20,4	5			71-78, 98-99		
23-0476					• Ford, Lcv, Mazda				258,0	63,5	43,5	22,0	20,0	4			228-230, 232, 235, 239, 246, 253, 257, 348		
23-0477					Iveco				289,0	84,0	84,5	22,0	19,0	8			298-300, 302		
23-0478					Mitsubishi				234,0	64,0	45,0	13,0	11,4	4			427, 434		
23-0479					Saab				260,0	65,5	69,2	10,0	8,0	5			670-671		
23-0480					Opel / Vauxhall				286,0	65,5	69,5	11,9	10,0	5			500		
23-0481					Iveco				290,0	125,0	141,1	22,0	19,0	6			298-300		
23-0482					Renault				265,0	66,0	54,3	10,5	9,5	5			571, 579-580		
23-0483					Land Rover				304,0	70,0	63,0	12,6	11,7	5			338-339		
23-0484					VW Lcv				282,0	68,0	55,2	18,0	15,0	5			830-831		
23-0485C *					Mercedes, Opel / Vauxhall				290,0	67,0	55,3	10,0	8,3	5			369-373, 375, 378-380, 396-397, 511		
23-0486					Citroën, Peugeot				247,0	66,0	34,3	13,0	11,0	4			133-134, 530-531, 535		
23-0488					Opel / Vauxhall, Lcv				240,0	57,0	42,0	10,0	8,0	4			474-479, 496-497, 513-514		
23-0489					Opel / Vauxhall, Lcv				264,0	65,0	42,0	10,0	8,0	5			476-479, 484, 496-497, 510-515, 517		
23-0490					• Opel / Vauxhall, Lcv				256,0	60,0	41,0	23,8	21,0	4			471, 474-476, 513		
23-0491					Mercedes Lcv, VW Lcv				258,0	85,0	97,0	12,0	10,0	5			409-412, 825-826		
23-0492					Mercedes Lcv, VW Lcv				272,0	85,0	97,0	16,0	14,0	5			409-412, 825-826		
23-0493					• Mitsubishi				236,0	86,0	34,0	18,0	16,5	4			426-427, 433		
23-0494					• Toyota				255,0	62,0	49,2	28,0	26,0	5			737, 751		
23-0495					• Subaru				260,0	58,0	56,8	24,0	22,0	5			719, 721-722		
23-0496					• Fiat				240,0	59,0	46,5	20,0	18,2	4			182-183		
23-0497					• Honda				282,0	92,0	34,6	25,0	23,0	4			268-269		
23-0498					• Ford				278,0	63,5	47,0	24,0	22,2	4			217, 240-241, 249		
23-0499					• Nissan Lcv, Opel Lcv / Vauxhall Lcv, Renault Lcv				280,0	79,5	61,6	24,0	21,0	6			462, 517-518, 635-636		
23-0500					• Fiat				305,0	59,0	45,0	28,0	26,0	4			174		
23-0501					• Suzuki				287,0	107,0	46,0	17,0	15,0	5			728-729		
23-0502					• Isuzu, Opel / Vauxhall				280,0	88,0	36,0	26,0	24,6	6			296, 486-487		
23-0503					• Acura, Honda				282,0	70,2	47,1	23,0	21,0	5			1, 275, 277-279		
23-0504					• Kia				243,0	57,0	42,5	20,0	18,0	4			319		

METELLI ref.	H A N D B R A K E	C R C I	A D J	V E N T	Marca - Make	Ø mm	Cilindretto Freno Wheel Cylinder		RapidKit Brake Shoe				Brake Disc			Brake Drum			Pagina Page
							METELLI ref.		A	B	C	D (TH)	min. TH	N Fori Holes	Forma Shape				
							Left	Right											
<b>Disco Freno - Brake Disc</b>																			
23-0505					• Mitsubishi				236,0	64,0	45,0	18,0	16,4	4		424-425, 427, 433-434			
23-0506C *					• Alfa Romeo, Lancia				310,0	59,0	47,5	28,0	26,0	5		8, 327			
23-0507					• VW Lcv				280,0	68,0	55,2	24,0	20,0	5		831-834			
23-0508C *					• Mercedes				300,0	67,0	46,5	28,0	25,4	5		375, 378-381, 396-397			
23-0509					• Toyota				302,0	62,0	46,2	18,0	16,0	5		752			
23-0510					• Suzuki				235,0	60,0	49,5	20,0	18,0	4		724			
23-0511					• Isuzu				313,0	101,0	80,2	18,0	16,6	6		296			
23-0512					• Toyota				260,0	55,0	49,2	25,0	23,0	5		735-736			
23-0514					• Opel / Vauxhall, Lcv				280,0	70,0	42,0	24,9	22,0	5		471, 475-479, 484, 496-497, 510-511, 513-517			
23-0515C *					• Bmw				300,0	79,0	51,6	21,9	20,4	5		75-78, 99			
23-0516					Renault				238,0	52,3	74,3	8,0	7,0	4		576, 592-597			
23-0517					• Renault, Lcv				280,0	61,0	44,0	24,0	21,8	4		576-577, 584-588, 592-598, 625-626, 632-633, 636			
23-0518C *					• Bmw				325,0	79,0	52,5	24,9	23,4	5		75-78, 99			
23-0519C *					• Bmw				320,0	75,0	49,0	21,9	20,4	5		75-78			
23-0520					• Mercedes				300,0	80,0	68,2	27,9	25,4	5		391-392			
23-0521					• Mercedes				300,0	67,0	59,8	22,0	19,4	5		393			
23-0522					Mercedes				290,0	67,0	56,2	12,0	10,3	5		380-381			
23-0524C *					• Mercedes				312,0	67,0	76,0	28,0	26,0	5		393-394			
23-0525C *					Mercedes				300,0	68,0	58,5	11,0	9,3	5		393-394			
23-0526					• Audi, VW				239,0	65,0	34,2	15,0	13,0	6		34, 786			
23-0528					Seat, VW				232,0	65,0	39,5	9,0	7,0	4		681, 683-684, 689-690, 786-787, 803-805			
23-0529					• VW				256,0	65,0	39,3	25,0	23,0	4		787, 802, 805			
23-0531C *					Audi, VW				245,0	68,0	48,0	10,0	8,0	5		38-41, 793-797			
23-0532					• Nissan Lcv, Opel Lcv / Vauxhall Lcv, Renault Lcv				305,2	90,0	77,8	28,0	25,0	5		462, 517-518, 635-636			
23-0533					• Renault				280,0	61,0	44,0	24,0	21,8	5		579-580, 586-588, 595, 624-625			
23-0534					Renault				265,0	66,0	44,4	10,5	9,5	4		585-588, 623-624			
23-0535					Renault				265,0	66,0	44,5	10,5	9,5	5		586-588, 624			
23-0536					Kia				219,0	75,0	37,0	13,0	11,0	4		317			
23-0537					Renault				238,0	74,6	74,3	8,0	7,0	4		576, 592-593, 595-596			
23-0538					Smart (mcc)				280,0	58,0	38,0	9,0	8,0	3		714-716			
23-0539					Lancia				281,0	59,0	44,7	15,0	13,2	4		328			
23-0542					Ford				253,0	63,5	33,0	10,0	8,9	4		230, 232			
23-0543					• Land Rover				297,0	70,0	64,8	25,0	22,0	5		338-339			
23-0544					Land Rover				262,0	66,0	51,0	14,0	11,0	5		337			
23-0545					• Nissan				280,0	68,0	49,2	22,0	20,0	4		443, 452-454			
23-0549					• Dacia, Nissan Lcv, Renault, Lcv				259,0	61,0	41,0	20,7	17,7	4		152, 462-463, 573-575, 582-584, 592-597, 607, 609-610, 612, 629, 631-633			
23-0550					• Renault				262,0	61,0	44,0	22,0	19,8	4		585-588, 593-595, 623-624			
23-0551					Skoda				236,5	62,0	46,0	12,9	11,5	4		705-708			
23-0552					• Toyota				235,0	55,0	43,0	18,0	16,0	4		754-755			
23-0553					• Lada				239,0	58,5	42,4	20,0	17,8	4		320			
23-0554					Citroën, Lcv, Fiat, Lcv, Lancia, Peugeot				272,0	59,0	28,0	12,0	11,0	5		121-122, 145, 199, 215, 329, 558-559			
23-0555					• Citroën, Lcv, Peugeot, Lcv				266,0	66,0	34,2	22,0	20,0	4		112-113, 116-120, 133-139, 142-143, 145, 151, 519-520, 531-532, 539-540, 560, 566-567			
23-0557					• Citroën				287,5	66,0	34,2	28,0	26,0	4		120-121, 129-131			
23-0558					Citroën				275,7	71,0	62,0	14,0	12,0	4		120-121			
23-0560C *					• Volvo				286,0	68,0	50,3	26,0	23,0	5		856-858, 860-861, 863-866			




METELLI ref.	H A N D B R A K E	C R C I	A D J	V E N T	Marca - Make	Ø mm	Cilindretto Freno Wheel Cylinder		RapidKit Brake Shoe				Brake Disc			Brake Drum			Pagina Page
							METELLI ref.		A	B	C	D (TH)	min. TH	N Fori Holes	Forma Shape				
							Left	Right											
 <b>Disco Freno - Brake Disc</b>																			
23-0561C *					• Volvo				305,0	68,0	50,3	28,0	25,0	5			857-858, 860-861, 863-866		
23-0562					Volvo				288,0	68,0	64,8	12,0	10,0	5			857-858, 860-861, 863-866		
23-0563					• Peugeot				283,0	71,0	48,0	26,0	24,0	7			556-557		
23-0566					• Peugeot, Lcv				282,7	66,0	34,2	26,0	24,0	4			112-114, 117-120, 135, 137-139, 142-143, 145, 151, 520, 532-533, 539-541, 560-561, 564, 566-567		
23-0567					Citroën, Lcv, Peugeot, Lcv				246,7	71,0	35,0	9,0	7,0	4			112-113, 116-117, 138, 142-143, 151, 520, 539-540, 560, 566-567		
23-0568					Opel / Vauxhall, Lcv				240,0	60,0	41,1	10,8	8,0	7			483-484, 516-517		
23-0569					• Opel / Vauxhall, Lcv				240,0	60,0	41,1	20,0	17,0	7			483-484, 516-517		
23-0570					Iveco				276,0	73,1	72,7	22,0	19,0	5			300-301		
23-0571					• Alfa Romeo, Fiat, Lcv, Lancia				281,0	59,0	43,7	26,0	24,2	4			17, 173, 191-192, 214, 327		
23-0572					Iveco				276,0	73,1	66,7	16,0	13,0	5			300-301		
23-0573					• Honda				239,0	61,0	42,6	21,0	19,0	4			277		
23-0574					• Land Rover				277,0	66,1	46,2	21,0	18,0	7			337		
23-0575					• Honda				260,0	64,0	44,8	23,0	21,0	4			274		
23-0579					Honda				260,0	61,0	48,0	10,0	8,0	4			274		
23-0582					• Honda				282,0	64,1	47,0	25,0	23,0	4			269-270		
23-0583					Peugeot				289,0	71,0	51,0	10,0	8,0	8			556-557		
23-0584					Renault				274,0	52,0	82,2	11,0	9,5	4			582, 595-596, 625		
23-0585					Renault, Lcv				280,0	61,0	45,1	12,0	11,0	4			584, 632-633		
23-0586					• Suzuki				257,0	100,0	49,2	17,0	15,0	4			725		
23-0587					• Suzuki				231,0	60,0	49,2	17,0	15,0	4			723, 729		
23-0590					Suzuki				290,0	46,0	107,0	10,0	8,0	5			725-726, 728-729		
23-0591					• Hyundai				258,0	68,0	47,0	24,0	22,0	4			281-282, 285-286		
23-0592					Hyundai, Kia				284,0	76,0	62,0	10,0	8,0	5			287, 289-290, 319-320		
23-0593					• Hyundai				294,0	69,0	47,0	27,0	25,0	5			287, 290		
23-0594					Hyundai				230,0	67,0	45,0	11,0	9,4	4			280		
23-0595					Daewoo				258,0	57,0	64,7	10,3	8,0	4			155		
23-0596					• Hyundai, Lcv				254,0	87,0	40,0	24,0	22,0	5			289, 291		
23-0597					Chevrolet, Daewoo, Lcv				236,0	86,0	36,0	12,0	9,7	4			102, 154, 156		
23-0598 *					• Mercedes				270,0	67,0	35,6	22,0	19,4	5			408		
23-0599 *					Mercedes				258,0	67,0	55,4	8,0	7,0	5			363-364, 408-409		
23-0600C *					• Mercedes				295,0	67,0	54,5	28,0	25,4	5			381-384		
23-0601 *					• Mercedes				295,0	67,0	54,5	28,0	25,4	5			381-385		
23-0603					Opel / Vauxhall, Suzuki				247,0	60,0	44,0	12,0	10,0	6			467, 729		
23-0604					• Opel / Vauxhall, Lcv				260,5	60,0	41,1	24,0	21,0	7			484, 496-497, 504-505, 515-517		
23-0605					• Opel / Vauxhall, Saab				288,0	70,0	42,0	25,0	21,0	5			479, 504, 507-508, 670-675		
23-0606					Opel / Vauxhall				270,0	57,0	69,2	10,0	8,0	4			507-508		
23-0607					Opel / Vauxhall, Saab				286,0	65,5	69,2	10,0	8,0	5			507-508, 672, 674-675		
23-0608					• Fiat, Opel / Vauxhall, Saab				285,0	70,0	42,0	25,0	22,0	5			176, 503-504, 508-510, 672-673		
23-0609					Fiat, Opel / Vauxhall, Saab				278,0	65,5	41,5	12,0	10,0	5			176, 503-504, 508-510, 672-673		
23-0610					Opel / Vauxhall				240,0	57,0	41,0	10,0	8,2	5			484, 504-505		
23-0612 *					Rover				260,0	61,0	48,5	10,0	8,0	4			666		
23-0614					• Skoda, Lcv, VW, Lcv				239,0	65,0	35,0	18,0	16,0	5			702-705, 713, 763, 806-808, 823		
23-0615					• Citroën, Lcv, Fiat, Lcv, Lancia, Peugeot, Lcv				285,0	59,0	43,7	28,0	26,0	5			121-122, 145, 149-150, 199, 213, 215, 329, 558-559, 564		
23-0617					• Mazda				235,0	55,0	45,0	22,0	20,0	4			350, 355		
23-0619					• Mazda				258,0	55,0	47,0	24,0	22,0	4			351		
23-0620					Mazda				235,0	55,0	45,0	12,0	10,0	4			347		

METELLI ref.	H A N D B R A K E	C R C I	A D J	V E N T	Marca - Make	Ø mm	Cilindretto Freno Wheel Cylinder		RapidKit Brake Shoe				Brake Disc			Brake Drum			Pagina Page
							METELLI ref.		A	B	C	D (TH)	min. TH	N Fori Holes	Forma Shape				
							Left	Right											
<b>Disco Freno - Brake Disc</b>																			
23-0621					• Mazda				283,0	72,0	49,0	25,0	23,0	5			352		
23-0622					Mazda				280,0	70,0	40,0	10,0	8,0	6			351-352		
23-0623 *					• Mitsubishi, Smart (mcc)				256,0	69,0	45,6	24,0	21,5	4			427, 715		
23-0624C *					Mercedes				300,0	67,0	65,3	10,0	8,3	5			381-386		
23-0625 *					• Mercedes				300,0	67,0	68,2	22,0	19,4	5			381-386, 388-389, 398		
23-0626					• Hyundai				241,0	62,2	48,0	19,0	17,0	4			283-284		
23-0627					Opel / Vauxhall				256,0	60,0	41,0	11,0	8,0	6			474		
23-0633					Nissan				258,0	68,0	45,0	10,0	8,4	4			443, 452-453		
23-0634					Toyota				258,0	55,0	55,8	9,0	8,0	4			746		
23-0635					Toyota				279,0	55,0	55,8	9,0	8,0	4			745-746		
23-0636					Toyota				269,0	55,9	56,0	9,0	8,0	4			745, 751, 754-755		
23-0637					• Toyota				255,0	55,0	49,3	25,0	23,0	4			746, 751		
23-0638					• Toyota				275,0	55,0	49,2	25,0	23,0	4			745-746		
23-0639					• Toyota				275,5	55,0	49,5	25,0	23,0	4			745-746		
23-0640					• Toyota				255	55,0	49,4	25,0	23,0	4			745		
23-0641					• Dacia, Nissan, Renault, Lcv				260,0	44,0	61,0	22,0	19,8	4			152, 448-449, 459-460, 576-578, 581-582, 597, 600-601, 631, 636		
23-0642					• Toyota, Lcv				289,0	100,0	64,5	20,0	18,0	6			735, 757-758		
23-0643					• Rover				284,0	64,2	38,2	22,0	19,0	5			662, 666		
23-0644					Rover				280,0	64,2	61,8	10,0	8,0	5			662, 666		
23-0645					• Mercedes Lcv, VW Lcv				285,0	120,0	93,0	22,0	19,0	6			411-412, 825-826		
23-0646					• Toyota				255,0	55,0	49,2	25,0	24,0	5			739-741		
23-0647					• Toyota				255,0	55,0	49,2	28,0	26,0	5			740		
23-0648					Toyota				242,0	54,0	36,5	9,0	8,0	4			743		
23-0649					Ford				270,0	63,5	62,6	10,0	8,6	4			221-224, 245		
23-0650					• Honda				260,0	64,0	47,2	23,0	21,0	8			269, 278-279		
23-0651					Kia, Mitsubishi				262,0	90,0	60,2	10,0	8,4	7			316, 430-431, 434, 438-440		
23-0652					• Mitsubishi				256,0	69,0	45,1	24,0	22,4	4			437-440		
23-0653					• Kia, Mitsubishi				256,0	69,0	45,3	24,0	22,4	6			316, 429-430, 437-440		
23-0656					• Seat, VW				280,0	65,0	39,5	22,0	20,0	4			683-684, 689-690, 761, 766, 792		
23-0657					VW Lcv				280,0	68,2	40,4	12,0	10,0	5			830-834		
23-0658					Audi				245,0	68,0	39,9	10,0	8,0	4			28-33, 60		
23-0659					• Nissan				214,0	61,0	46,2	15,0	13,0	4			447		
23-0660					Nissan				258,0	68,0	44,5	9,0	8,0	6			452		
23-0661					Nissan				234,0	68,0	39,5	7,0	6,0	6			441-443, 458-459		
23-0662					Toyota				238,0	54,0	48,0	12,0	11,0	5			743		
23-0663					Saab				269,0	86,1	66,0	10,5	9,5	4			669-670, 675		
23-0664					Mazda				231,0	55,0	34,5	9,0	8,0	4			350, 356		
23-0665					Mazda				250,0	55,0	34,5	9,0	8,0	4			350-351, 356-357		
23-0666C *					• Mini				276,0	64,1	44,1	22,0	20,4	5			423-424		
23-0667C *					Mini				259,0	64,1	44,1	9,9	8,4	5			423-424		
23-0669					Saab				258,0	68,1	43,3	9,0	7,5	4			669-671		
23-0670					• Saab				280,0	68,0	43,5	23,4	21,5	6			669-671		
23-0671					Subaru				266,0	58,0	67,3	10,0	8,5	5			718-722		
23-0672					Nissan				277,5	68,0	45,0	10,0	9,0	4			452-454		
23-0673					• Renault				308,0	61,0	47,0	28,0	25,4	5			580, 589-591, 630		
23-0674					• Renault				324,0	61,0	47,0	28,0	25,4	5			580, 630		
23-0675					• Renault				300,0	61,0	47,0	26,0	22,8	5			588-591		
23-0676					• Renault				280,0	61,0	47,0	24,0	21,8	5			588-591		
23-0678					• Renault				305,0	61,0	44,3	28,0	26,0	5			571, 579-580		
23-0681C *					• Opel / Vauxhall, Saab				302,0	70,0	45,0	28,0	26,0	5			503-504, 508-510, 673		
23-0682C *					• Fiat, Opel / Vauxhall, Saab				292,0	65,5	41,5	20,0	18,0	5			176, 503-504, 508-510, 673		
23-0683					Ford				280,0	63,5	34,0	12,0	10,0	5			241-242		
23-0684					• Ford				300,0	63,5	47,0	24,0	22,0	5			241-242		
23-0685					• Ford, Volvo				278,0	63,5	48,5	25,0	23,0	5			216, 231, 233-235, 851-853, 855-856		


METELLI ref.	H A N D B R A K E	C R C I	A D J	V E N T	Marca - Make	Ø mm	Cilindretto Freno Wheel Cylinder		RapidKit Brake Shoe				Brake Disc				Brake Drum			Pagina Page
							METELLI ref.		A	B	C	D (TH)	min. TH	N Fori Holes	Forma Shape					
							Left	Right												
 <b>Disco Freno - Brake Disc</b>																				
23-0686					Ford, Volvo				280,0	63,5	41,0	11,0	9,0	5		216, 231-234, 851-856				
23-0687					• Ford, Volvo				300,0	63,5	48,5	25,0	23,0	5		216-217, 231, 233-235, 239, 851-856				
23-0688					Ford				265,0	63,5	41,0	11,0	9,0	5		216, 231, 233-235				
23-0689 *					• Chrysler				281,0	73,5	38,0	28,0	26,3	5		106-107				
23-0690					Nissan Lcv, Opel Lcv / Vauxhall Lcv, Renault Lcv				305,0	90,0	60,0	12,0	10,5	6		462, 517-519, 635-636				
23-0691					• Subaru, Suzuki				231,0	64,0	50,0	17,0	15,0	4		720, 723-724, 727				
23-0692					Renault				274,0	52,0	82,1	11,0	9,5	5		588-591				
23-0693C *					• Bmw				324,0	79,0	73,5	30,0	28,4	5		87-89				
23-0694					• Kia				274,0	72,0	47,5	24,2	22,2	5		315				
23-0695C *					• Audi, Seat, VW				256,0	65,0	36,6	22,0	20,0	5		34, 62, 693, 760-761, 774-776, 787-788				
23-0696C *					• Jeep				305,0	72,0	63,5	26,0	24,5	5		313				
23-0697					• Suzuki				310,0	108,0	29,0	22,0	20,0	5		724-725, 728				
23-0698					Alfa Romeo				276,0	59,0	45,7	10,0	9,0	5		3-6, 16				
23-0699					• Mercedes				310,0	67,0	82,0	28,0	25,4	5		392				
23-0700C *					• Mercedes				303,0	67,0	51,5	26,0	23,0	5		389				
23-0701C *					• Mercedes				288,0	67,0	46,9	25,2	22,4	5		368-372, 395, 397, 402				
23-0702					• Ford Lcv				294,0	82,0	43,2	24,5	18,0	5		261-263				
23-0703C *					• Bmw				324,0	79,0	77,0	30,0	28,4	5		88-89, 95-96				
23-0704C *					• Bmw				294,0	75,0	59,2	19,0	17,4	5		75-78				
23-0705C *					• Audi, Seat				321,0	68,0	46,0	30,0	28,0	10		40-47, 50-52, 686				
23-0706C *					• Audi, Seat, Skoda, VW				312,0	65,0	34,2	25,0	21,0	5		34, 62, 691, 694, 708, 760-761, 774-775, 788, 806-808				
23-0707C *					• Audi				314,0	68,0	59,0	30,0	28,0	5		25, 48-49, 55-56				
23-0708C *					Audi				245,0	68,0	46,3	10,0	8,0	5		23, 25, 55				
23-0710					• Nissan Lcv				267,0	100,0	39,5	22,0	20,0	6		464				
23-0712 *					Mercedes, Lcv				296,0	67,0	57,5	10,0	8,0	5		409, 415-416				
23-0713					Hyundai				258,0	76,0	40,4	10,0	8,0	4		281-282, 285				
23-0714					• Ford Lcv				276,0	82,0	43,2	24,5	22,1	5		261-263				
23-0715					• Toyota				243,0	54,0	47,2	18,0	17,0	4		742, 751				
23-0716					• Toyota Lcv, VW Lcv				257,0	84,0	46,5	25,0	24,0	5		756-758, 828				
23-0717					• Toyota				255,0	55,0	43,1	20,0	18,0	4		751, 754-755				
23-0718					• Daewoo				256,0	60,0	47,0	24,0	22,0	4		155				
23-0719					• Chevrolet, Daewoo				256,0	46,8	47,0	24,0	21,0	4		101-102, 153-156				
23-0722					Renault, Lcv				240,0	55,0	80,8	8,0	7,0	4		576-578, 581-582, 597-598, 600-601, 631, 636				
23-0723 *					• Mercedes, Lcv				300,0	67,0	58,4	28,0	25,0	5		409, 415-416				
23-0724					Audi, Seat, Skoda, VW, Lcv				255,0	65,0	51,3	10,0	8,0	5		35-37, 679-680, 694-696, 699-700, 709-711, 762-763, 776-782, 821-822				
23-0725					Audi, Seat, Skoda, VW, Lcv				260,0	65,0	49,8	12,0	10,0	5		35-37, 699-700, 709-711, 776-782, 784-785, 815-816, 821-822				
23-0726C *					• Audi, Seat, Skoda, VW				312,0	68,0	46,5	25,0	23,0	5		41-47, 49-52, 685-686, 712, 794-797				
23-0727					• VW Lcv				333,0	76,0	56,0	32,5	28,5	5		826-827, 834-835				
23-0728					• VW Lcv				294,0	76,0	44,3	22,0	19,5	5		823, 826-827, 834-835				
23-0729 *					• Mazda				278,0	72,0	48,5	25,0	23,0	5		348-349, 351				
23-0731					Citroën Lcv, Fiat Lcv, Peugeot Lcv				280,0	72,0	82,0	16,0	14,2	5		146-148, 205-208, 562-563				
23-0732					Citroën Lcv, Fiat Lcv, Peugeot Lcv				280,0	79,0	82,0	16,0	14,2	5		146-148, 206-208, 562-563				

METELLI ref.	H A N D B R A K E	C R C I	A D J	V E N T	Marca - Make	Ø mm	Cilindretto Freno Wheel Cylinder		RapidKit Brake Shoe				Brake Disc			Brake Drum			Pagina Page
							METELLI ref.		A	B	C	D (TH)	min. TH	N Fori Holes	Forma Shape				
							Left	Right											
<b>Disco Freno - Brake Disc</b>																			
23-0733					• Audi, Seat, Skoda, VW, Lcv				280,0	65,0	49,9	22,0	19,0	5			35-37, 679-680, 694-696, 699-700, 709-711, 776-785, 821-822		
23-0734					• Audi, Seat, Skoda, VW, Lcv				288,0	65,0	49,8	25,0	22,0	5			35-37, 679-680, 694-696, 699-700, 709-711, 762-763, 776-782, 784-785, 811, 815-816, 821-822		
23-0736					• Ford, Seat, VW				300,0	68,1	56,0	26,0	22,0	5			235-236, 678-679, 811-812		
23-0737C *					• Audi, VW				323,0	68,0	59,5	30,0	28,0	5			49, 55-57, 799-800		
23-0738 *					Mazda				265,0	72,0	40,8	11,0	9,0	5			348		
23-0742					Audi, Skoda, VW				239,0	65,0	33,5	9,0	7,0	5			34-35, 62, 709, 760, 774-775		
23-0745C *					• Skoda, VW				288,0	68,0	46,2	25,0	23,0	5			712, 794-797		
23-0747C *					• VW				321,0	68,0	52,4	30,0	27,0	5			794-797		
23-0748C *					Audi, Seat				245,0	68,0	40,0	10,0	8,0	5			41-47, 685-686		
23-0749C *					Audi, Seat				255,0	68,0	40,0	12,0	10,0	5			41-47, 685-686		
23-0751 *					• Citroën, Peugeot				302,0	66,0	34,2	26,0	24,0	4			118-120, 532, 539-541		
23-0752 *					• Bmw				325,0	75,0	62,0	25,0	23,4	5			96-97		
23-0753C *					• Mercedes				300,0	67,0	46,5	28,0	25,4	5			369-373, 395, 397-398, 402-403		
23-0754					• Fiat, Lcv, Ford				240,0	59,0	40,5	20,0	18,0	4			170, 185, 212, 239		
23-0755					Suzuki				240,0	64,0	33,0	10,0	8,0	4			727		
23-0756					Suzuki, Lcv				215,0	86,0	33,0	10,0	8,0	4			723, 726-727, 729		
23-0757					• Suzuki				250,0	64,0	47,0	18,5	16,5	4			727		
23-0758					• Suzuki				231,0	64,0	52,0	17,0	15,0	4			727		
23-0759 *					• Mercedes				276,0	67,0	35,6	22,0	19,4	5			364		
23-0760					• Ford Lcv				278,0	63,6	44,5	24,0	22,0	5			257-258		
23-0761					Ford Lcv				277,0	63,6	54,0	11,0	9,0	5			257-258		
23-0762					Nissan				277,7	68,0	45,0	10,0	9,0	5			444, 454		
23-0764					• Nissan				280,0	68,0	49,3	28,0	26,0	5			444, 454, 460		
23-0767					Ford, Seat, VW, Lcv				294,0	68,2	41,2	13,5	11,5	5			236, 678-679, 811-812, 830-834		
23-0768 *					Smart (mcc)				250,0	69,0	38,4	10,0	8,0	4			715-716		
23-0769C *					Mercedes				285,0	67,0	52,5	15,0	13,0	5			389		
23-0770C *					• Volvo				302,0	68,0	50,0	26,0	23,0	5			852-853, 858-860, 862-863		
23-0771					Toyota				290,0	62,0	56,8	10,0	9,8	5			746-747		
23-0772					• Toyota				295,0	62,0	49,3	26,0	24,0	5			746-747		
23-0773C *					• VW, Lcv				307,5	76,0	55,5	29,5	25,5	5			813-814, 826-827, 834-835		
23-0774C *					Audi				255,0	68,0	54,1	10,0	8,0	5			50-52		
23-0776					• Kia				302,0	96,2	54,5	28,0	26,0	5			319		
23-0777					• Mitsubishi				290,0	94,0	46,4	26,0	24,4	6			436		
23-0778					Mitsubishi				260,0	94,0	72,3	22,0	20,4	6			436		
23-0779					Iveco				276,0	73,0	69,5	16,0	13,0	5			300-301		
23-0780					• Chrysler				302,0	73,5	39,0	28,0	26,5	5			106-107		
23-0781					• Jeep				302,0	73,5	39,0	28,0	26,0	5			311-312		
23-0782C *					Bmw				324,0	75,0	80,2	12,0	10,4	5			97		
23-0783C *					Bmw				272,0	75,0	83,8	10,0	8,4	5			98-99		
23-0784C *					• Bmw				332,0	75,0	62,1	30,0	28,4	5			97-98		
23-0785					Bmw				272,0	75,0	78,0	10,0	8,4	5			73-74		
23-0786					Mazda				261,0	72,0	40,0	10,0	8,0	5			354-355, 357		
23-0787					• Hyundai				257,0	69,0	45,5	24,0	22,4	4			281, 285, 288		
23-0788					• Hyundai				255,7	62,2	47,9	19,0	17,0	4			283-284		
23-0789					• Hyundai, Kia				280,0	69,0	47,3	26	24,4	5			281, 290, 319-320		
23-0790					• Daewoo				236,0	60,0	42,0	20,0	18,0	6			153		
23-0791					Daihatsu				211,0	55,0	41,0	11,0	10,0	4			161, 163		
23-0792					• Ford, Seat, VW, Lcv				313,0	68,2	56,2	26,0	22,0	5			236, 678-679, 811-812, 830-833		
23-0793					• Citroën, Peugeot				330,0	71,0	48,3	30,0	28,0	5			121, 551, 556-557		
23-0794					• Peugeot				283,0	71,0	48,3	26,0	24,0	5			551		


METELLI ref.	H A N D B R A K E	C R C I	A D J	V E N T	Marca - Make	Ø mm	Cilindretto Freno Wheel Cylinder		RapidKit Brake Shoe				Brake Disc			Brake Drum			Pagina Page
							METELLI ref.		A	B	C	D (TH)	min. TH	N Fori Holes	Forma Shape				
							Left	Right											
 <b>Disco Freno - Brake Disc</b>																			
23-0795					Citroën, Peugeot				290,0	71,0	35,0	12,0	10,0	5				121, 551, 556-557	
23-0796					Saab				286,0	65,5	69,0	10,0	8,0	5				673-675	
23-0797					• Nissan				292,0	68,0	62,0	16,0	14,0	5				460	
23-0798					• Nissan Lcv, Opel Lcv / Vauxhall Lcv, Renault Lcv				305,0	72,0	49,7	28,0	24,0	5				465, 519, 645	
23-0799					Opel / Vauxhall, Lcv				264,0	57,0	42,0	10,0	8,0	4				476-477, 496-497, 517	
23-0800					• Opel / Vauxhall, Lcv				280,0	60,0	42,0	25,0	22,0	4				496-497, 515, 517	
23-0801					• Toyota				275,0	62,0	49,3	25,0	23,0	5				752	
23-0802					Toyota				290,0	62,0	69,0	12,0	10,0	5				737	
23-0803					Toyota				302,0	62,0	63,0	9,0	8,0	5				752	
23-0804					Renault				270,0	100,0	80,7	10,0	9,0	4				625-626	
23-0805 *					• Bmw				324,0	79,0	77,2	30,0	28,4	5				90-94	
23-0806C *					Audi				255,0	68,0	47,8	10,0	8,0	5				51-52	
23-0807C *					Audi				245,0	68,0	53,7	10,0	8,0	5				50-52	
23-0808					• Bmw				296,0	79,0	55,0	28,0	26,4	5				86	
23-0809C *					• Bmw				309,8	79,0	77,0	24,0	22,4	5				90-93	
23-0810 *					• Bmw				284,0	79,0	73,0	22,0	20,4	5				65-66	
23-0811 *					• Bmw				292,0	79,0	73,0	22,0	20,4	5				65-67, 78-79	
23-0813 *					• Bmw				320,0	75,0	79,5	22,0	20,4	5				96-97	
23-0814 *					Bmw				296,0	75,0	65,5	10,0	8,4	5				66, 78-79	
23-0815 *					• Bmw				320,0	75,0	63,0	20,0	18,4	5				90-94	
23-0817 *					Bmw				280,0	75,0	65,5	10,0	8,4	5				65-66	
23-0818 *					• Bmw				300,0	75,0	66,0	20,0	18,4	5				65-67, 78-81, 83	
23-0825 *					• Opel / Vauxhall, Lcv				280,0	60,0	43,0	25,0	22,0	4				476-479, 513-514	
23-0826 *					• Opel / Vauxhall, Saab				308,0	70,0	42,1	25,0	22,0	5				476-479, 485, 497, 511-512, 674-675	
23-0827 *					Citroën, Peugeot				249,0	56,0	67,2	9,0	8,0	4				118-120, 540	
23-0829					• Renault				300,0	61,0	43,9	24,0	22,0	4				582, 626	
23-0830 *					Mercedes				276,0	67,0	44,5	12,0	10,0	5				364	
23-0831 *					• Mercedes				276,0	67,0	44,5	22,0	19,4	5				364-365	
23-0832 *					• Mercedes				288,0	67,0	44,5	25,0	22,4	5				364-365	
23-0833 *					Mercedes				258,0	67,0	57,3	8,0	7,0	5				364-365	
23-0834 *					• Citroën, Peugeot, Toyota				247,0	55,0	35,2	20,0	18,0	4				115, 524, 737	
23-0835 *					• Fiat, Lcv, Opel / Vauxhall, Lcv				256,0	59,6	41,5	22,0	20,0	6				178, 210, 485, 517	
23-0836 *					• Hyundai				234,0	63,6	50,8	18,0	16,0	4				280	
23-0838 *					• Dacia				235,5	61,0	51,0	20,0	19,0	4				151, 153	
23-0839 *					• Opel / Vauxhall, Subaru, Suzuki				253,0	60,0	49,0	17,0	15,0	4				467, 720, 725, 729	
23-0840 *					• Audi, Seat, Skoda, VW, Lcv				312,0	65,0	49,6	25,0	22,0	5				35-37, 62, 679-680, 694-696, 699-700, 710, 712-713, 762-763, 776-782, 784-785, 797-799, 811-813, 815-816, 821-822	
23-0841 *					Daihatsu				273,5	66,5	37,5	16,0	15,0	5				163	
23-0842C *					• Mercedes				345,0	67,0	51,0	32,0	30,0	5				389	
23-0843 *					• Hyundai, Lcv				276,0	69,0	47,0	26,0	24,4	5				287, 289-290, 292	
23-0844 *					Nissan Lcv, Opel Lcv / Vauxhall Lcv, Renault Lcv				280,0	71,0	102,2	12,0	10,0	5				465, 519, 645	
23-0845 *					• Toyota				276,0	55,0	49,2	25,0	23,0	5				735-736	
23-0846 *					• Volvo				320,0	68,0	50,0	28,0	25,0	5				857-858, 860-861, 863-866	
23-0847C *					• Volvo				316,0	68,0	50,3	28,0	25,0	5				857-858, 866-867	
23-0849C *					• VW, Lcv				314,0	76,0	75,6	22,0	18,0	5				813-814, 826-827, 834-835	
23-0850 *					• Nissan				238,0	59,0	46,2	18,0	16,0	4				448	
23-0851 *					• Audi, Skoda, VW				345,0	65,0	49,6	30,0	27,0	5				35-37, 712-713, 762-763, 776-779, 797-799	
23-0852 *					Audi, Seat, Skoda, VW				286,0	65,0	48,2	12,0	10,0	5				35-37, 679-680, 694-696, 699-700, 710, 712-713, 762-763, 776-781, 784-785, 797-799, 812-813, 815-816	
23-0853C *					• Bmw				347,8	79,0	77,0	30,0	28,4	5				90-91, 93-94	



METELLI ref.	H A N D B R A K E	C R C I	A D J	V E N T	Marca - Make	Ø mm	Cilindretto Freno Wheel Cylinder		RapidKit Brake Shoe				Brake Disc			Brake Drum			Pagina Page
							METELLI ref.		A	B	C	D (TH)	min. TH	N Fori Holes	Forma Shape				
							Left	Right											
<b>Disco Freno - Brake Disc</b>																			
23-0854 *					• Toyota				295,0	55,0	49,5	26,0	24,0	5			737		
23-0855C *					Audi, Seat				288,0	68,0	35,8	12,0	10,0	5			41-47, 685-686		
23-0856 *					Toyota				271,0	55,0	60,8	10,0	9,0	5			735-736		
23-0857 *					Fiat				264,0	60,0	40,5	10,0	8,0	4			178		
23-0858 *					Fiat, Opel / Vauxhall, Lcv				257,0	60,0	40,5	12,0	10,0	4			178, 485, 517		
23-0859 *					• Fiat, Lcv, Opel / Vauxhall, Lcv				284,0	60,0	43,3	22,0	20,0	4			178, 210, 485, 517		
23-0860 *					• Fiat				305,0	70,0	44,8	28,0	26,0	5			176		
23-0861 *					• Alfa Romeo				305,0	70,0	39,7	28,0	26,0	5			6, 15, 18		
23-0862 *					Alfa Romeo				278,0	70,0	43,2	12,0	10,0	5			6, 15, 19		
23-0863 *					• Alfa Romeo				292,0	70,0	43,2	22,0	20,0	5			6, 15, 19		
23-0864 *					Dacia, Renault, Lcv				259,0	61,0	41,0	12,0	10,5	4			151-152, 630, 645		
23-0865 *					Audi				302,0	68,0	49,0	12,0	10,0	5			52-54		
23-0866 *					• Audi				330,0	68,0	49,0	22,0	20,0	5			52-54		
23-0867 *					• Audi				314,0	68,0	59,4	25,0	23,0	5			52-54		
23-0868 *					• Audi				347,0	68,0	59,5	30,0	28,0	5			52-55		
23-0869 *					Hyundai, Kia				262,0	76,0	61,0	10,0	8,4	5			289-290, 317, 319		
23-0870 *					• Bmw				300,0	79,0	73,5	24,0	22,4	5			66-67, 78-83		
23-0871 *					• Bmw				300,0	75,0	66,0	20,0	18,4	5			66, 79-83		
23-0872 *					• Bmw				330,0	79,0	73,5	24,0	22,4	5			66-67, 79-83		
23-0873 *					• Bmw				336,0	75,0	67,0	22,0	20,4	5			79-84		
23-0874 *					• Bmw				348,0	79,0	73,0	30,0	28,4	5			80-84		
23-0875 *					Audi				302,0	68,0	42,0	12,0	10,0	5			55		
23-0876 *					• Audi, Porsche, VW				350,0	85,0	68,6	34,0	32,0	5			61, 570, 813-814		
23-0877 *					• Opel / Vauxhall				278,0	70,0	43,3	26,0	23,0	5			485		
23-0878 *					Citroën, Peugeot				249,0	56,0	69,3	9,0	7,0	4			117-120, 532-533, 540		
23-0879 *					• Toyota				258,0	55,0	46,3	22,0	20,4	4			755		
23-0880 *					• Mercedes Lcv, VW Lcv				303,0	120,0	93,0	28,0	25,0	5			413-414, 823		
23-0881 *					• Mercedes Lcv, VW Lcv				300,0	85,0	68,5	28,0	25,0	5			412-414, 823		
23-0882 *					• Audi, Porsche, VW				350,0	85,0	68,6	34,0	32,0	5			61, 570, 813-814		
23-0883 *					• Audi, Porsche, VW				320,0	85,0	73,7	28,0	26,0	5			61, 570, 813-814		
23-0884 *					• Citroën Lcv, Fiat Lcv, Peugeot Lcv				280,0	73,0	69,5	28,0	25,9	5			148-149, 208-209, 563		
23-0885 *					• Citroën Lcv, Fiat Lcv, Peugeot Lcv				300,0	80,0	73,5	32,0	29,9	5			148-149, 208-209, 563		
23-0886 *					• Citroën, Lcv, Fiat Lcv, Peugeot Lcv				304,0	71,0	48,0	28,0	26,0	5			121, 150, 213-214, 564		
23-0887 *					• Citroën Lcv, Fiat Lcv, Peugeot Lcv				280,0	71,0	48,0	28,0	26,0	5			150, 213, 564		
23-0888 *					Citroën Lcv, Fiat Lcv, Peugeot Lcv				290,0	71,0	49,0	14,0	12,0	5			150, 213-214, 564		
23-0889 *					• Audi, VW				310,0	65,0	48,3	22,0	20,0	5			37, 762-763, 777-779, 797-799		
23-0890 *					Opel / Vauxhall				264,0	70,0	40,5	10,0	8,0	5			485		
23-0891 *					• Kia				274,0	72,0	48,6	26,0	24,0	5			315		
23-0892 *					• Volvo				320,0	63,5	48,5	25,0	23,0	5			853-856		
23-0893 *					• Chevrolet, Opel / Vauxhall				303,0	70,7	71,5	20,0	18,4	5			100-101, 468		
23-0894 *					• Chevrolet, Opel / Vauxhall				296,0	70,7	51,7	29,0	27,4	5			100-101, 468		
23-0895 *					• Fiat, Suzuki				280,0	62,0	47,0	22,0	20,0	5			191, 728		
23-0896 *					• Ford, Volvo				300,0	63,5	52,0	28,0	26,0	5			236, 242-243, 253, 861-862, 865-866		
23-0897 *					Ford				302,0	63,5	50,8	11,0	9,0	5			236, 239, 242-243, 253		
23-0898 *					• Ford Lcv				280,0	93,0	54,5	28,0	25,0	5			263		
23-0899 *					• Ford Lcv				300,0	93,0	54,5	28,0	25,0	5			263		
23-0900 *					• Hyundai				321,0	69,0	49,2	28,0	26,4	5			287		
23-0901 *					• Mazda				274,0	72,0	47,5	24,0	22,0	5			351-352, 354-355, 357		
23-0902 *					• Nissan				296,0	68,0	44,0	26,0	24,0	5			455		
23-0903 *					Nissan				291,5	68,0	61,8	9,0	8,0	5			455		
23-0904 *					• Audi, Seat, Skoda, VW				279,5	65,0	36,8	22,0	19,0	5			34-35, 693-694, 699, 708-709, 759-760, 773-775, 787-788		
23-0905 *					• Hyundai				234,0	62,2	50,8	18,0	16,0	4			280-281		
23-0906 *					• Alfa Romeo				330,0	70,0	39,7	28,0	26,0	5			6, 15, 19		


METELLI ref.	H A N D	B R A K E	C R C I	A D J	V E N T	Marca - Make	Ø mm	Cilindretto Freno Wheel Cylinder		RapidKit Brake Shoe				Brake Disc			Brake Drum			Pagina Page
								METELLI ref.		A	B	C	D (TH)	min. TH	N Fori Holes	Forma Shape				
								Left	Right											
 <b>Disco Freno - Brake Disc</b>																				
23-0907 *						• Alfa Romeo				305,0	59,0	44,8	28,0	26,0	4			17		
23-0908 *						• Opel / Vauxhall, Suzuki				252,0	60,0	40,0	20,0	18,0	4			467-468, 726-727		
23-0909 *						• Iveco				290,0	64,0	110,5	22,0	19,0	6			300-301		
23-0910 *						Iveco				296,0	76,0	69,5	16,0	13,0	6			301-302		
23-0911 *						Citroën Lcv, Fiat Lcv, Peugeot Lcv				300,0	79,0	80,0	16,0	14,2	5			148-149, 208-209, 563		
23-0912 *						Citroën Lcv, Fiat Lcv, Peugeot Lcv				280,0	79,0	80,0	16,0	14,2	5			148-149, 208-209, 563		
23-0913 *						• Iveco				300,0	78,0	74,5	28,0	25,0	6			301-302		
23-0914 *						• Iveco				290,0	64,0	46,0	28,0	25,0	6			302		
23-0915 *						• Lancia				305,0	59,0	44,7	28,0	26,0	4			327		
23-0916 *						• Audi				321,0	68,0	59,4	30,0	28,0	5			52-57		
23-0917 *						• Audi				314,0	68,0	52,2	25,0	23,0	5			47-48		
23-0918 *						• Audi				320,0	68,0	46,2	30,0	28,0	5			41-47		
23-0919 *						• Porsche, VW				330,0	85,0	68,6	32,0	30,0	5			570, 813-814		
23-0920 *						• Porsche, VW				330,0	85,0	68,6	32,0	29,8	5			570, 813-814		
23-0921 *						• Chevrolet, Daewoo				256,0	60,0	47,2	24,0	22,0	4			101-102, 155		
23-0922 *						• Daihatsu				254,0	55,0	42,1	22,0	21,0	4			162-163		
23-0923 *						• Daihatsu				246,0	55,0	42,0	17,0	16,0	4			161, 163		
23-0924 *						Ford				280,0	63,5	40,8	11,0	9,0	5			216-217, 234-235		
23-0925 *						• Hyundai				300,0	69,0	47,3	28,0	26,4	5			284		
23-0926 *						• Kia				241,0	62,0	48,9	18,0	16,0	4			317		
23-0927 *						• Hyundai, Kia				280,0	69,0	47,4	26,0	24,4	5			284, 289, 316-318		
23-0928 *						Hyundai, Kia				262,0	76,0	61,2	10,0	8,4	5			284-285, 316, 318		
23-0929 *						Kia				234,0	62,5	37,6	10,0	8,4	4			317		
23-0930 *						• Hyundai, Kia				256,0	62,0	46,6	22,0	20,0	4			280, 284, 318		
23-0931 *						Hyundai, Kia				262,0	62,5	63,8	10,0	8,4	4			280, 283-284, 318		
23-0932 *						• Honda				282,0	64,0	47,4	23,0	21,0	5			274-277		
23-0933 *						• Land Rover				317,0	79,0	62,0	30,0	27,0	5			337, 339		
23-0934 *						• Mercedes				288,0	67,0	64,5	25,0	22,4	5			373-374		
23-0935 *						• Mercedes				295,0	67,0	64,5	28,0	25,4	5			373-374, 385-386		
23-0936 *						Mercedes Lcv, VW Lcv				298,0	85,0	71,2	16,0	14,0	5			412-413, 823		
23-0937 *						• Mercedes				330,0	67,0	54,5	32,0	29,4	5			389-391		
23-0938 *						Mercedes				300,0	67,0	57,6	10,0	8,3	5			373-374		
23-0939 *						• Citroën, Mitsubishi, Peugeot				294,0	69,0	45,7	24,0	22,4	5			122, 434-435, 544		
23-0940 *						• Mini				280,0	64,0	44,0	22,0	20,0	4			424		
23-0941 *						• Audi				310,0	65,0	58,5	22,0	20,0	5			62		
23-0942 *						• Renault				296,0	68,0	44,0	26,0	23,4	5			582, 591-592, 599-600, 626-627		
23-0943 *						Smart (mcc)				280,0	58,0	38,2	9,7	8,0	5			716		
23-0944 *						• Toyota				255,0	55,0	46,3	22,0	19,0	4			755		
23-0945 *						• Toyota				275,0	62,0	46,4	22,0	19,0	5			735		
23-0946 *						• Toyota				296,0	62,0	49,3	28,0	25,0	5			752		
23-0947 *						Toyota				278,0	55,0	25,0	9,0	7,0	4			755		
23-0949 *						• Seat				323,0	65,0	34,2	28,0	26,0	5			693		
23-0950 *						• Bmw				294,0	75,0	74,5	19,0	17,4	5			99		
23-0951 *						Bmw				280,0	75,0	75,0	10,0	8,4	5			99		
23-0952 *						• Citroën Lcv, Fiat Lcv, Peugeot Lcv				280,0	72,0	80,0	16,0	14,2	5			148-149, 208-209, 563		
23-0953 *						Chevrolet, Daewoo				258,0	60,0	57,5	11,0	8,0	4			101-102, 155		
23-0954 *						• Hyundai				280,0	87,0	43,0	27,0	25,4	6			289		
23-0955 *						• Hyundai				241,0	63,2	52,0	19,0	17,0	4			279-280		
23-0956 *						Honda				282,0	64,2	58,5	12,0	10,0	5			276-277, 279		
23-0957 *						Honda				260,0	64,2	42,2	9,0	8,0	5			274-275		
23-0958 *						• Honda				282,0	64,2	47,2	23,0	21,0	5			274-275, 279		
23-0959 *						• Kia				235,0	55,0	45,0	22,0	20,0	4			318		
23-0960 *						• Kia				254,0	55,0	50,6	24,0	22,0	4			318		
23-0961 *						• Mazda				290,0	72,0	45,0	22,0	20,0	5			357		
23-0962 *						• Mazda				270,0	55,0	46,0	22,0	20,0	4			356-357		
23-0963 *						• Mercedes				350,0	67,0	54,5	32,0	29,4	5			388-391		
23-0964 *						• Mercedes				330,0	67,0	63,0	22,0	19,4	5			388, 390-391		
23-0965 *						• Mercedes				304,0	67,0	47,5	30,0	27,4	5			382-385		

METELLI ref.	H A N D	B R A K E	C R C I	A D J	V E N T	Marca - Make	Ø mm	Cilindretto Freno Wheel Cylinder		RapidKit Brake Shoe				Brake Disc			Brake Drum			Pagina Page
								METELLI ref.		A	B	C	D (TH)	min. TH	N Fori Holes	Forma Shape				
								Left	Right											
<b>Disco Freno - Brake Disc</b>																				
23-0966 *						• Suzuki				294,5	62,0	49,0	25,0	23,0	5			725		
23-0967 *						Toyota				240,0	55,0	59,5	10,0	9,0	4			744-745		
23-0968 *						• Toyota				338,0	108,0	67,5	28,0	26,0	6			750		
23-0969 *						Toyota				267,0	55,0	36,5	9,0	8,0	4			744-745		
23-0970 *						• Toyota				277,0	55,0	49,5	26,0	24,0	5			736		
23-0971 *						Toyota				288,0	55,0	64,8	10,0	8,5	5			735-736		
23-0972 *						• Toyota				312,0	106,0	68,0	18,0	16,0	6			750		
23-0973 *						Volvo				288,0	68,0	62,0	12,0	10,0	5			862-863		
23-0974 *						• Volvo				336,0	68,0	51,3	30,0	27,0	5			866-867		
23-0975 *						• Ford				258,0	63,5	44,0	23,0	21,0	4			230		
23-0977 *						Toyota				259,0	62,0	30,5	9,0	7,0	5			735		
23-0978 *						• Toyota				295,0	62,0	49,2	26,0	24,0	5			735		
23-0979 *						• Toyota				273,0	62,0	49,3	26,0	24,0	5			735		
23-0980 *						Renault				300,0	52,3	81,7	11,0		5			591-592		
23-0981 *						• Renault				280,0	68,0	44,0	24,0	22,0	5			582, 591, 599-600, 627		
23-0982 *						Mercedes				278,0	67,0	55,6	9,0	8,0	5			374		
23-0983 *						• Mazda				258,0	55,0	45,0	23,0	21,0	4			348		
23-0984 *						• Mazda				299,0	72,0	49,0	25,0	23,0	5			352		
23-0985 *						• Peugeot				302,0	66,0	34,2	26,0	24,0	4			533, 540-541		
23-0986 *						• Bmw				312,0	79,0	73,0	24,0	22,4	5			79-83		
23-0987 *						Alfa Romeo				251,0	59,0	40,5	10,0	9,0	4			17		
<b>RapidKit - Premounted Kit</b>																				
51-0001						• RAD Citroën, Peugeot	19,05	04-0429	04-0430	165,0		30						109-112, 126, 521, 523		
51-0002						RAD Citroën	19,05	04-0371	04-0371	165,0		30						109-112		
51-0004						• RAI Citroën, Peugeot	20,64	04-0577	04-0578	180,0		30						133-135, 139-140, 535-537		
51-0005						RAI Citroën, Peugeot	20,64	04-0647	04-0647	228,6		42						141, 536-537		
51-0006						• RAD Citroën, Peugeot	19,05	04-0567	04-0568	180,0		30						112, 126-127, 521-524		
51-0007						RAD Peugeot	19,05	04-0579	04-0579	180,0		30						521-522		
51-0008						RAD Peugeot	23,81	04-0140	04-0140	228,0		42						524, 533-534		
51-0009						• RAD Peugeot	20,64	04-0345	04-0346	180,0		30						524-527, 543		
51-0010						• RAD Peugeot, Lcv	19,05	04-0343	04-0344	180,0		30						524-530, 559		
51-0011						RAI Peugeot, Renault, Lcv	17,46	04-0175	04-0176	180,0		40						541, 601, 622, 636		
51-0012						• RAI Peugeot	20,64	04-0362	04-0363	228,0		42						544-547		
51-0013						• RAI Renault, Lcv	20,64	04-0431	04-0432	180,0		40						571-573, 602, 623, 627-631, 636, 640-641		
51-0014						• RAI Renault, Lcv	20,64	04-0589	04-0590	180,0		40						571-573, 629-631, 645		
51-0015						RAI Renault, Talbot	22,00	04-0285	04-0285	228,0		42						578-579, 581, 604-606, 730-734		
51-0016						RAI Renault Lcv	20,64	04-0584	04-0585	203,0		39						638-640		
51-0017						RAI Renault, Lcv	22,00	04-0476	04-0477	180,0		40						614-615, 617-618, 627-628, 638-641		
51-0018						RAI Renault, Lcv	23,81	04-0220	04-0219	228,0		42						620-622, 638		
51-0019						RAI Renault	22,00	04-0148	04-0149	228,0		42						613-614, 619-620		
51-0020						• RAI Renault, Lcv	22,00	04-0591	04-0592	180,0		40						614-615, 617-618, 637		
51-0021						• RAI Renault, Lcv	20,64	04-0577	04-0578	180,0		40						606-613, 637		
51-0022						RAI Peugeot, Renault, Lcv	22,00	04-0476	04-0477	180,0		40						541-542, 601-603, 622-623, 627-628, 636, 640-641		
51-0023						RAI Fiat, Lancia	20,64	04-0602	04-0602	180,0		30						185-187, 331-332		
51-0024						RAI Fiat, Lancia	19,05	04-0253	04-0253	180,0		30						192-194, 197, 324		
51-0025						RAI Fiat	15,00	04-0252	04-0252	180,0		30						195-196		
51-0026						RAI Fiat, Lancia	22,00	04-0644	04-0644	180,0		30						192-197, 326		
51-0027						RAI Ford, Lcv	17,46	04-0350	04-0350	180,0		30						225-227, 256		
51-0028						VAG Audi, VW	14,30	04-0116	04-0116	180,0		30						27-29, 58, 761-765, 782-783, 788-790, 810		


METELLI ref.	H A N D	B R A K E	C R C I	A D J	V E N T	Marca - Make	Ø mm	Cilindretto Freno Wheel Cylinder		RapidKit Brake Shoe				Brake Disc			Brake Drum			Pagina Page
								METELLI ref.		A	B	C	D (TH)	min. TH	N Fori Holes	Forma Shape				
								Left	Right											
 <b>RapidKit - Premounted Kit</b>																				
51-0029				RAI		Citroën, Renault, Lcv	19,05	04-0599	04-0600	203,0		39							111, 609-610, 613, 637	
51-0030				RAI		Fiat	22,00	04-0645	04-0645	203,0		39							172-173, 179-180	
51-0031				VAG		Audi, Seat, VW, Lcv	17,46	04-0060	04-0060	180,0		30							26, 681-682, 687-688, 697, 761-762, 764-766, 782-783, 800-803, 810-811, 828	
51-0032				RAD		Alfa Romeo	17,46	04-0177	04-0178	228,0		42							9-10, 13	
51-0033				RAI		Alfa Romeo	17,46	04-0399	04-0398	203,0		39							9-11, 13	
51-0034				RAD		Citroën, Peugeot, Talbot	22,00	04-0141	04-0141	180,0		30							125, 128, 520, 732	
51-0035				RAD		Citroën, Peugeot	20,64	04-0169	04-0169	180,0		30							125-126, 128, 520	
51-0036				RAD		Citroën Lcv	22,00	04-0285	04-0285	228,0		40							144	
51-0037				RAI		Fiat	17,50	04-0254	04-0254	228,0		40							192-197	
51-0038				RAD		Ford, Lcv	17,46	04-0231	04-0231	180,0		30							225, 256	
51-0039				• RAI		Peugeot, Lcv	19,05	04-0347	04-0348	180,0		30							524-530, 559	
51-0040				RAI		Peugeot	19,05	04-0415	04-0415	180,0		40							526-527, 530	
51-0041				RAD		Peugeot	20,64	04-0151	04-0151	228,0		42							534-535	
51-0042				RAI		Peugeot, Renault, Lcv	22,22	04-0158	04-0159	180,0		40							541-542, 601-603, 622-623, 627-629, 631-632, 636, 638-641	
51-0043				RAD		Renault, Lcv	22,00	04-0054	04-0054	180,0		30							620-622, 638	
51-0044				RAD		Renault	22,00	04-0476	04-0477	180,0		40							580-581, 603-605	
51-0045				VAG		Audi, Seat, VW, Lcv	15,87	04-0226	04-0226	180,0		30							28, 680-681, 761-762, 786-787, 789-791, 800-801, 809, 827-828	
51-0046				RAD		Ford	15,00	04-0230	04-0230	180,0		30							225	
51-0047				RAD		Ford	19,05	04-0351	04-0351	180,0		30							227-228	
51-0048				• RAI		Renault, Lcv	20,64	04-0437	04-0438	180,0		40							571-573, 608-613, 627-631, 637, 640-641	
51-0049				RAI		Alfa Romeo, Fiat	20,64	04-0612	04-0612	228,0		40							1-2, 193-195, 197	
51-0050				• RAI		Citroën	20,64	04-0431	04-0432	180,0		30							139-140	
51-0051				• RAI		Citroën, Peugeot	20,64	04-0480	04-0481	180,0		30							139-140, 543	
51-0052				RAD		Fiat, Lancia	20,64	04-0442	04-0442	180,0		30							185-187, 331-332	
51-0053				RAD		Ford	20,64	04-0302	04-0302	180,0		30							225	
51-0054				• RAI		Citroën, Peugeot	20,64	04-0438	04-0437	180,0		30							133-135, 139-140, 535	
51-0055				RAI		Fiat Lcv	20,64	04-0646	04-0646	228,0		40							210	
51-0056				RAD		Alfa Romeo	19,05	04-0558	04-0559	228,0		40							10	
51-0057				RAI		Alfa Romeo	22,00	04-0644	04-0644	203,0		39							1-2	
51-0058				RAD		Fiat	22,00	04-0500	04-0500	180,0		30							172	
51-0059				RAI		Renault, Lcv	17,78	04-0314	04-0315	180,0		40							601, 622, 636	
51-0060				• RAI		Peugeot	20,64	04-0480	04-0481	180,0		42							543-544	
51-0061				RAI		Renault	17,46	04-0674	04-0674	203,0		38							592-594	
51-0062				LUC		Renault, Lcv	22,20	04-0358	04-0359	229,0		41							614-616, 618-619, 637	
51-0063				LUC		Renault	19,05	04-0649	04-0649	203,0		38							585-586	
51-0065				LUC		Citroën Lcv, Fiat Lcv, Peugeot Lcv	27,00	04-0250	04-0250	254,0		57							144-145, 203-205, 565	
51-0066				RAI		Citroën, Lcv, Fiat, Lcv, Lancia, Peugeot, Lcv	19,05	04-0642	04-0642	255,0		60							124-125, 149-150, 198-199, 213, 333, 557-558, 563-564	
51-0067				LUC		Renault	20,64	04-0648	04-0648	228,0		40							587-588, 592-595, 615, 625	
51-0068				LUC		Renault	22,20	04-0700	04-0700	228,0		40							587-588	
51-0070				RAD		Renault Lcv	22,20	04-0360	04-0360	255,0		45							641-642	
51-0072				LUC		Renault	22,20	04-0364	04-0364	229,0		42							579	
51-0073				LUC		Citroën Lcv, Fiat Lcv, Peugeot Lcv	25,40	04-0634	04-0634	254,0		57							146-147, 205-208, 561-562	
51-0074				LUC		Citroën Lcv, Fiat Lcv, Peugeot Lcv	28,60	04-0636	04-0636	254,0		57							146-147, 205-208, 561-562	
51-0075				LUC		Citroën Lcv, Fiat Lcv, Peugeot Lcv	27,00	04-0635	04-0635	254,0		57							147, 207, 562	
51-0077				RAI		Peugeot	20,64	04-0672	04-0673	228,0		40							549-550	
51-0078				RAI		Peugeot	20,64	04-0655	04-0654	228,0		40							549	

METELLI ref.	H A N D B R A K E	C R C I	A D J	V E N T	Marca - Make	Ø mm	Cilindretto Freno Wheel Cylinder		RapidKit Brake Shoe				Brake Disc			Brake Drum			Pagina Page
							METELLI ref.		A	B	C	D (TH)	min. TH	N Fori Holes	Forma Shape				
							Left	Right											
<b>RapidKit - Premounted Kit</b>																			
51-0079			LUC		Daewoo, Opel / Vauxhall, Lcv	19,05	04-0298	04-0298	200,0			45					153-155, 471-474, 505-506, 515		
51-0080			LUC		Opel / Vauxhall	17,46	04-0300	04-0300	200,0			30					480-482, 490-491		
51-0081			LUC		Opel / Vauxhall, Lcv	19,05	04-0298	04-0298	200,0			28					471-473, 482-483, 504, 516		
51-0082			LUC		Opel / Vauxhall	19,05	04-0298	04-0298	200,0			45					490-492, 494-495, 505-506		
51-0084			VAG		Seat, VW, Lcv	17,46	04-0060	04-0060	200,0			40					681-684, 687-690, 697-698, 763, 766-771, 786-787, 801-803, 816-818, 828		
51-0085			VAG		Audi, Skoda, Lcv, VW	19,05	04-0349	04-0349	200,0			40					30-31, 702-704, 713, 771-773, 791, 804-805		
51-0086			VAG		Audi, Seat, VW	15,87	04-0226	04-0226	200,0			40					29-30, 680-681, 766-769, 786-787, 817		
51-0087			LUC		Peugeot	20,64	04-0160	04-0160	228,0			40					544-549		
51-0088			LUC		Renault	22,22	04-0587	04-0588	228,0			40					619-620		
51-0089			RAI		Fiat	22,22	04-0500	04-0500	203,0			38					172, 179-180		
51-0090			RAI		Fiat, Lcv	20,64	04-0612	04-0612	228,0			40					180-183, 211		
51-0092		•	RAI		Peugeot	20,64	04-0577	04-0578	180,0			32					531		
51-0093			RAI		Peugeot	19,05	04-0579	04-0579	180,0			32					531-532		
51-0094		•	RAI		Peugeot	19,05	04-0792	04-0795	180,0			32					532		
51-0095			LUC		Dacia, Renault, Lcv	17,78	04-0703	04-0703	203,0			38					151-152, 574-576, 629, 631		
51-0096			RAI		Nissan Lcv, Renault, Lcv	22,00	04-0758	04-0758	228,0			42					463, 582-584, 632-633		
51-0097			RAI		Nissan Lcv, Renault, Lcv	19,05	04-0759	04-0759	203,0			38					463, 582-584, 632-633		
51-0098			RAI		Renault, Lcv	19,05	04-0743	04-0743	180,0			42					574-575, 631		
51-0099			VAG		Audi	17,46	04-0060	04-0060	230,0			40					21-23		
51-0100			VAG		VW	20,64	04-0594	04-0594	230,0			40					791-792		
51-0101			LUC		Citroën Lcv, Fiat Lcv, Peugeot Lcv	22,22	04-0181	04-0181	254,0			57					144, 203, 565		
51-0102			LUC		Citroën Lcv, Fiat Lcv, Peugeot Lcv	25,40	04-0249	04-0249	254,0			57					144-145, 203-205, 565		
51-0103			LUC		Citroën Lcv, Fiat Lcv, Peugeot Lcv	22,22	04-0613	04-0613	254,0			57					144, 215, 565		
51-0105			LUC		Peugeot, Talbot	22,00	04-0170	04-0170	228,6			42					524, 533-534, 730-732, 734		
51-0106			LUC		Renault	22,22	04-0158	04-0159	228,6			42					581		
51-0107			VAG		Audi, VW	17,46	04-0060	04-0060	200,0			40					21, 26-29, 33, 59, 788-791, 809		
51-0108			VAG		Audi, VW	15,87	04-0226	04-0226	200,0			40					21, 27-29, 58-59, 791		
51-0109			VAG		Audi	19,05	04-0349	04-0349	200,0			40					30-31, 33		
51-0110			LUC		Volvo	20,64	04-0326	04-0326	228,6			42					838		
51-0111			LUC		Opel / Vauxhall	17,46	04-0155	04-0155	200,0			46					469-470, 489-492		
51-0112			LUC		Opel / Vauxhall	17,46	04-0300	04-0300	200,0			46					490-492		
51-0113			LUC		Opel / Vauxhall	19,05	04-0297	04-0297	200,0			46					493		
51-0114			LUC		Opel / Vauxhall	17,46	04-0296	04-0296	200,0			46					493		
51-0115			LUC		Opel / Vauxhall	19,05	04-0301	04-0301	200,0			46					493		
51-0116			LUC		Opel / Vauxhall	17,46	04-0443	04-0443	200,0			46					493		
51-0117			LUC		Opel / Vauxhall	14,28	04-0299	04-0299	200,0			46					490		
51-0119			LUC		Opel / Vauxhall, Lcv	14,28	04-0299	04-0299	200,0			29					480, 490, 516		
51-0120			LUC		Opel / Vauxhall, Lcv	14,28	04-0186	04-0186	200,0			29					480, 488-490, 492, 516-517		
51-0121			LUC		Opel / Vauxhall, Lcv	17,46	04-0155	04-0155	200,0			29					480-481, 516		
51-0122			LUC		Opel / Vauxhall	19,05	04-0298	04-0298	200,0			29					490-491		
51-0123			LUC		Opel / Vauxhall, Lcv	17,46	04-0300	04-0300	200,0			29					471-473, 480-482, 516		
51-0124			LUC		Daewoo, Opel / Vauxhall	17,46	04-0300	04-0300	200,0			46					153-155, 471-474		
51-0125			VAG		Skoda, VW Lcv	19,05	04-0680	04-0680	200,0			40					705-708, 820-821		
51-0126			VAG		Skoda	22,22	04-0705	04-0705	200,0			40					707-708		
51-0127			VAG		Skoda	20,64	04-0706	04-0706	200,0			40					707-708		
51-0128			VAG		Skoda	19,05	04-0619	04-0619	200,0			40					706		
51-0129			VAG		Audi	17,46	04-0060	04-0060	230,0			40					32		




METELLI ref.	H A N D B R A K E	C R C I	A D J	V E N T	Marca - Make	Ø mm	Cilindretto Freno Wheel Cylinder		RapidKit Brake Shoe				Brake Disc			Brake Drum			Pagina Page
							METELLI ref.		A	B	C	D (TH)	min. TH	N Fori Holes	Forma Shape				
							Left	Right											
 <b>RapidKit - Premounted Kit</b>																			
51-0130			VAG		Audi	19,05	04-0349	04-0349	230,0			40						32	
51-0131			VAG		Audi, Seat Lcv, VW, Lcv	20,64	04-0594	04-0594	230,0			40						22-24, 700-702, 791-792, 818-821	
51-0132			LUC		Renault	22,20	04-0364	04-0364	228,6			42						624	
51-0133			LUC		Citroën, Peugeot	20,64	04-0648	04-0648	203,0			38						133-135, 139-141, 535-537	
51-0134			LUC		Peugeot, Lcv	20,64	04-0704	04-0704	203,0			38						531-532, 560	
51-0136			LUC		Citroën, Peugeot	20,64	04-0648	04-0648	203,0			38						126-127, 523-524	
51-0137			LUC		Peugeot	20,64	04-0651	04-0651	228,6			40						548-549	
51-0138			LUC		Opel Lcv / Vauxhall Lcv, Renault Lcv	25,40	04-0675	04-0675	254,0			57						512, 518, 642-645	
51-0139			LUC		Renault Lcv	25,40	04-0249	04-0249	254,0			57						634-635	
51-0140			LUC		Citroën, Lcv, Peugeot Lcv	22,00	04-0650	04-0650	228,6			42						112-113, 138-139, 142-143, 566-567	
51-0141			LUC		Opel / Vauxhall, Lcv	19,05	04-0298	04-0298	230,0			42						471-476, 507-508, 512-513	
51-0142					Citroën	20,64	04-0647	04-0647	228,0			42						136-137	
51-0143					Citroën, Peugeot	22,00	04-0747	04-0747	228,0			42						136-137, 536, 538-539	
51-0145			RAD		Fiat, Lcv	20,64	04-0690	04-0690	180,0			30						187, 212	
51-0146			RAD		Fiat	22,00	04-0742	04-0742	180,0			30						187	
51-0147			VAG		Seat Lcv, Skoda, VW Lcv	20,64	04-0594	04-0594	230,0			32						700-702, 708-709, 819-821	
51-0148			VAG		Skoda	19,05	04-0349	04-0349	230,0			32						708-709	
51-0149			LUC		Bmw	20,64	04-0310	04-0310	228,6			42						68-70	
51-0150			LUC		Bmw	22,20	04-0463	04-0463	228,6			42						69-70	
51-0151			RAD		Ford, Mazda	19,05	04-0831	04-0831	180,0			29						228-229, 238-239, 246, 347-348	
51-0152			LUC		Fiat, Lcv	20,64	04-0820	04-0820	228,6			42						176-177, 202-203	
51-0153					Ford, Mazda	19,05	04-0829	04-0829	203,0			39						229-230, 235, 348	
51-0154			RAI		Fiat	20,64	04-0612	04-0612	229,5			42,5						181	
51-0155 *			RAI		Renault	17,46	04-0744	04-0744	203,0			39						574-576, 629	
51-0156 *			RAI		Renault	20,64	04-0601	04-0601	180,0			42						629	
51-0157 *			RAI		Renault	19,05	04-0649	04-0649	203,2			39						585-586	
51-0158 *			VAG		Audi, VW	17,46	04-0608	04-0608	200,0			40						34, 786	
51-0159 *			LUC		Opel / Vauxhall	19,05	04-0677	04-0677	200,0			45						483-484, 505	
51-0160 *			RAI		Renault	19,05	04-0801	04-0801	203,2			39						592-594, 596-597	
51-0161 *			• LUC		Renault	20,64	04-0431	04-0432	203,0			38						574-575	
51-0162 *			RAI		Smart (mcc)	22,00	04-0787	04-0788	200,0			32						714-716	
51-0163 *			RAI		Smart (mcc)	17,46	04-0789	04-0790	200,0			32						714-715	
51-0164 *			• LUC		Citroën	19,05	04-0809	04-0810	203,0			38						116-117	
51-0165 *			LUC		Citroën	20,64	04-0827	04-0827	203,0			38						116-117	
51-0166 *			LUC		Peugeot	20,64	04-0704	04-0704	203,0			38						519-520	
51-0167 *			RAD		Ford	19,05	04-0829	04-0829	180,0			32						229-230, 239	
51-0168 *			RAD		Ford	17,78	04-0806	04-0806	180,0			32						228-229, 238-239	
51-0169 *			LUC		Citroën Lcv, Fiat Lcv, Peugeot Lcv	22,20	04-0966	04-0966	254,0			57						150, 213-214, 564	
51-0171 *			LUC		Mercedes	17,78	04-0746	04-0746	180,0			42						363-364	
51-0172 *			LUC		Mercedes	19,05	04-0745	04-0745	180,0			42						363-364	
51-0173 *			LUC		Nissan	17,78	04-0663	04-0663	180,0			27						448	
51-0174 *			LUC		Nissan	17,78	04-0663	04-0663	180,0			28						448	
51-0175 *			LUC		Opel Lcv / Vauxhall Lcv	19,05	04-0301	04-0301	230,0			50						514-515	
51-0176 *			LUC		Opel / Vauxhall, Lcv	19,05	04-0298	04-0298	230,0			42						474-476, 513, 515	
51-0177 *			LUC		Opel / Vauxhall, Lcv	20,64	04-0760	04-0760	230,0			42						477-478, 507-508, 510, 513-514	
51-0178 *			VAG		Skoda	19,05	04-0679	04-0679	230,0			40						708-709, 711	
51-0179 *			LUC		Toyota	20,64	04-0802	04-0803	228,6			35						735-736	
51-0180 *			RAI		Dacia	19,05	04-0743	04-0743	203,2			39						151-152	
51-0181 *			RAD		Fiat, Lcv	20,64	04-0442	04-0442	180,0			32						184-185, 211-212	
51-0182 *			RAI		Toyota	19,05	04-0882	04-0882	200,0			32						754	
51-0183 *			RAI		Citroën, Peugeot, Toyota	17,46	04-0939	04-0939	200,0			32						115-116, 524, 737	
51-0184 *			RAI		Suzuki	19,05	04-0875	04-0875	200,0			32						726-728	
51-0185 *			LUC		Chevrolet, Daewoo	17,46	04-0767	04-0767	180,0			31						102, 154	
51-0186 *			LUC		Daewoo	17,46	04-0772	04-0772	180,0			31						156	
51-0187 *			LUC		Opel / Vauxhall	15,87	04-0870	04-0870	180,0			26						467	

METELLI ref.	H A N D	B R A K E	C R C I	A D J	V E N T	Marca - Make	Ø mm	Cilindretto Freno Wheel Cylinder		RapidKit Brake Shoe				Brake Disc			Brake Drum			Pagina Page
								METELLI ref.		A	B	C	D (TH)	min. TH	N Fori Holes	Forma Shape				
								Left	Right											
<b>RapidKit - Premounted Kit</b>																				
51-0188 *				RAI		Lancia	19,05	04-0875	04-0875	203,2		39							332	
51-0189 *				RAI		Lancia	20,64	04-0872	04-0872	203,2		39							332-333	
51-0190 *				RAI		Citroën, Lcv, Peugeot	20,64	04-0914	04-0914	203,2		39							116-117, 144, 519-520	
51-0191 *				LOS		Ford	19,05	04-0831	04-0831	180,0		32							223-224, 228-229, 246	
51-0192 *				LOS		Ford, Mazda	17,78	04-0806	04-0806	180,0		32							228-229, 238-239, 347-348	
51-0193 *				LUC		Peugeot, Lcv	20,64	04-0704	04-0704	203,0		39							531-532, 560	
51-0194 *				RAI		Fiat	20,64	04-0602	04-0602	180,0		30							170, 184-185	
51-0195 *				LOS		Land Rover	20,64	04-0115	04-0115	254,0		39							337	
51-0196 *				LUC		Chevrolet, Daewoo	19,05	04-0298	04-0298	200,0		37							100-101, 153	
51-0197 *				LOS		Ford	20,64	04-0115	04-0115	203,2		39							232	
51-0198 *				LOS		Ford	19,05	04-0831	04-0831	203,2		39							232	
51-0199 *				LOS		Ford	22,20	04-0356	04-0356	203,2		39							232	
51-0201 *				RAI		Fiat, Suzuki	19,05	04-0875	04-0875	220,0		36							191, 728	
51-0202 *				LOS		Ford	22,22	04-0604	04-0604	203,0		38							240-241	
51-0203 *				AKE		Toyota	17,46	04-0896	04-0804	203,0		32							754	
51-0204 *				AKE		Toyota	17,46	04-0805	04-0895	203,0		32							754	
51-0205 *				• BOSCH		Peugeot, Lcv	20,64	04-0362	04-0363	228,6		42							532, 560	
51-0206 *				BOSCH		Suzuki	17,46	04-0681	04-0682	203,2		32							727	
51-0207 *				LUC		Opel / Vauxhall	15,87	04-0870	04-0870	200,0		29							467	
51-0208 *				AKE		Toyota	19,05	04-0905	04-0905	228,6		42							752	
51-0209 *				MANDO		Hyundai	17,78	04-0818	04-0819	180,0		32							280	
51-0210 *				MANDO		Hyundai	17,78	04-0818	04-0819	180,0		38							279-280	
51-0211 *				MANDO		Hyundai	19,05	04-0707	04-0708	180,0		38							279-280	
51-0212 *				MANDO		Hyundai	19,05	04-0707	04-0708	203,2		39							281-282, 285-286	
51-0213 *				MANDO		Hyundai	17,78	04-0818	04-0819	180,0		32							283-284	
51-0214 *				LUC		Mitsubishi	19,05	04-0961	04-0961	203,2		39							427	
51-0215 *				MANDO		Hyundai	17,78	04-0818	04-0819	203,2		32							283-284	
51-0216 *				AP		Fiat	22,00	04-0812	04-0812	228,6		42							181	
51-0217 *				AP		Fiat	20,64	04-0612	04-0612	203,2		39							179-180	
51-0218 *				AP		Fiat	20,64	04-0868	04-0868	203,2		39							187-188	
51-0219 *				AP		Fiat, Lcv	22,00	04-0812	04-0812	203,0		38							178-179, 187, 211	
51-0220 *				AP		Fiat, Lcv, Lancia	22,00	04-0812	04-0812	203,2		39							178-179, 210, 328	
51-0221 *				AP		Fiat	20,64	04-0868	04-0868	203,0		38							187-188	
51-0222 *				AP		Opel / Vauxhall, Lcv	19,05	04-0846	04-0846	203,0		38							485, 517	
51-0223 *				AP		Opel / Vauxhall, Lcv	19,05	04-0846	04-0846	228,0		40							485, 517	
51-0224 *				AP		Fiat	20,64	04-0933	04-0933	228,0		40							178-179	
51-0225 *				AP		Fiat	20,64	04-0933	04-0933	203,0		38							178	
51-0226 *				AP		Fiat, Lcv	20,64	04-0933	04-0933	228,6		43							177, 202-203	
51-0227 *				AP		Citroën Lcv, Fiat Lcv, Peugeot Lcv	20,64	04-0933	04-0933	228,6		43							150, 210, 212, 561	
51-0228 *				AP		Ford	19,05	04-0893	04-0893	203,2		38							228	
51-0229 *				AP		Ford	20,64	04-0949	04-0949	228,6		43							234	
51-0230 *				AP		Ford Lcv	20,64	04-0937	04-0937	228,6		58							257-258	
51-0231 *				AP		Nissan, Renault	19,05	04-0846	04-0846	203,0		38							448-449, 459-460, 576-578, 581-582, 600-601	
51-0232 *				RAI		Fiat Lcv	19,05	04-0642	04-0642	228,6		42							214-215	
51-0233 *				AKE		Toyota	19,05	04-0844	04-0845	203,0		32							755	
51-0234 *				LUC		Daewoo, Opel / Vauxhall	20,64	04-0760	04-0760	200,0		45							154, 484	
51-0235 *				VAG		Audi, Seat, VW	15,87	04-0598	04-0598	200,0		40							34, 680-681, 766-769, 786-787	
51-0236 *				MANDO		Hyundai	19,05	04-0656	04-0657	203,2		39							281	
51-0237 *				LUC		Ford	22,20	04-0356	04-0356	203,0		38							223	
51-0238 *				LUC		Ford	19,05	04-0831	04-0831	203,0		38							224	
<b>Ganascia Freno - Brake Shoe</b>																				
53-0001 *						Alfa Romeo, Renault Lcv				203,2		39							10-11, 13, 638-640	
53-0002 *				•		Alfa Romeo, Fiat, Renault, Lcv				203,2		39							1-2, 8-11, 13, 172-173, 179-180, 594-595, 639-640	
53-0002Y *				•		Alfa Romeo, Renault, Lcv				203,2		39							1-2, 8-11, 13, 594-595, 639-640	


METELLI ref.	H A N D B R A K E	C R C I	A D J	V E N T	Marca - Make	Ø mm	Cilindretto Freno Wheel Cylinder		RapidKit Brake Shoe				Brake Disc			Brake Drum			Pagina Page
							METELLI ref.		A	B	C	D (TH)	min. TH	N Fori Holes	Forma Shape				
							Left	Right											
 <b>Ganascia Freno - Brake Shoe</b>																			
53-0003 *					Reliant, Rover				177,8		38						571, 663, 666-667		
53-0004 *	•				Daf, Innocenti, Reliant, Rover				177,8		32						156-158, 293, 571, 656, 663, 665-668		
53-0005 *					Rover				203,2		38						664, 667-668		
53-0006 *	•				Honda, Rover				203,0		38						272-273, 275, 656-661, 663, 666, 668		
53-0007 *					Reliant, Rover				254,0		45						571, 666		
53-0008 *	•				Audi, VW, Lcv				230,0		40						21-24, 26, 766, 783, 791-793, 818		
53-0009 *	•				Audi, Seat Lcv, VW, Lcv				230,0		40						24, 31-32, 700-702, 767-768, 791-793, 818-821		
53-0010 *	•				Bmw				250,0		42						67-68, 84		
53-0011 *	•				Alfa Romeo, Bmw, Mercedes, Nsu, Peugeot				160,0		25						8, 14-18, 67-68, 84, 89, 94, 391, 399-400, 467, 552		
53-0011K *	•				Alfa Romeo, Bmw, Mercedes, Nsu, Peugeot				160,0		25						8, 14-18, 67-68, 84, 89, 94, 391, 399-400, 467, 552		
53-0012 *	•				Bmw				250,0		42						84-85		
53-0013 *	•				Alpina, Bmw				180,0		25						20, 72-73, 84-86, 94-96, 99		
53-0013K *	•				Alpina, Bmw				180,0		25						20, 72-73, 84-86, 94-96, 99		
53-0014 *	•				Bmw, Renault, Lcv				228,6		42						68-71, 623-624, 640		
53-0015 *	•				Bmw				228,6		42						71-73		
53-0016 *	•				Bmw				160,0		25						71-74, 98		
53-0016K *	•				Bmw				160,0		25						71-74, 98		
53-0017 *	•				Bmw				185,0		20						66-67, 75-76, 81, 87-89		
53-0017K *	•				Bmw				185,0		20						75-76, 81, 87-89		
53-0018 *	•				Bmw				160,0		20						65-67, 69-70, 74-81, 83, 99		
53-0018K *	•				Bmw				160,0		20						65-67, 69-70, 74-81, 83, 99		
53-0019 *	•				Bmw, VW, Lcv				185,0		30						76, 87, 89-94, 96-98, 813-815, 826-827, 834-835		
53-0019K *	•				Bmw, VW, Lcv				185,0		30						76, 87, 89-94, 96-98, 813-815, 826-827, 834-835		
53-0021K *	•				Citroën, Mega, Peugeot				165,0		30						109-112, 126-127, 359-360, 520-521		
53-0021Y *					Citroën, Mega, Peugeot				165,0		30						109-111, 126-127, 359-360, 520-521		
53-0022 *	•				Citroën, Peugeot				180,0		32						133-135, 139-140, 535-537		
53-0022Y *	•				Citroën, Peugeot				180,0		32						133-135, 139-140, 535-537		
53-0023 *	•				Citroën, Peugeot, Lcv, Renault				228,6		42						112-113, 138-139, 547-549, 566-567, 579		
53-0024Y *	•				Citroën, Mega, Peugeot				165,0		30						109-112, 126-127, 359-360, 520-521		
53-0025 *	•				Citroën, Peugeot				203,2		39						116-117, 519-520		
53-0026 *	•				Chrysler, Chrysler (usa), Chrysler (usa) Dodge, Kia				254,0		57						103, 106-108, 315		
53-0027 *	•				Chrysler, Chrysler (usa), Chrysler (usa) Dodge				180,0		30						106-108		
53-0028 *	•				Chrysler, Chrysler (usa)				200,0		34						104, 107		
53-0029 *	•				Chrysler, Chrysler (usa), Chrysler (usa) Dodge				220,0		42						104, 107-108		
53-0030 *	•				Chrysler				200,0		33						104-105		
53-0031 *	•				Chrysler				172,0		20						103-105		
53-0032 *					Chrysler				228,6		45						105		
53-0033 *					Bertone, Daihatsu				254,0		45						65, 161-163		
53-0034 *					Daihatsu				165,0		25						161-162		
53-0035 *					Bedford, Daihatsu				180,0		35						65, 161-163		

METELLI ref.	H A N D B R A K E	C R C I	A D J	V E N T	Marca - Make	Ø mm	Cilindretto Freno Wheel Cylinder		RapidKit Brake Shoe				Brake Disc			Brake Drum			Pagina Page
							METELLI ref.		A	B	C	D (TH)	min. TH	N Fori Holes	Forma Shape				
							Left	Right											
<b>Ganascia Freno - Brake Shoe</b>																			
53-0036 *					Daihatsu				180,0		26						160		
53-0037 *					Daihatsu, Subaru, Suzuki, Tata				200,0		30						159-160, 720, 724-725, 727, 734		
53-0038 *					Daihatsu				165,0		25						161-162		
53-0039 *					Daihatsu				180,0		38						161-164		
53-0040 *					Daihatsu, Lcv, Piaggio				200,0		38						162, 164, 567		
53-0041 *					Daihatsu				180,0		31						163		
53-0042 *					Daihatsu				165,0		28						163		
53-0043 *					Daihatsu, Subaru				180,0		28						162-163, 721		
53-0044 *					Daihatsu Lcv, Piaggio				203,2		38						164, 567		
53-0045 *					Daihatsu				165,0		26						161		
53-0046 *	•				Chevrolet, Daewoo				180,0		31						101-102, 154		
53-0047 *					Daewoo				180,0		31						156		
53-0048 *					Daewoo				230,0		52						154		
53-0049 *	•				Chevrolet, Daewoo				230,0		52						102, 155-156		
53-0050 *	•				Chevrolet, Daewoo				200,0		37						100-101, 153		
53-0052 *	•				Chevrolet				170,0		26						101-102		
53-0053 *	•				Aixam, Bellier, Casalini, Chatenet, Ligier				160,0		42						1, 65, 100, 341		
53-0054 *	•				Aixam, Bellier, Casalini, Chatenet, Ligier, Vau				180,0		32						1, 65, 100, 341-342, 759		
53-0055 *					Fiat, Fso Polsky				170,0		31						166-167, 170, 265		
53-0060 *	•				Fiat Lcv, Lada				250,0		51						202, 321-323		
53-0062 *	•				Alfa Romeo Lcv, Auverland, Citroën Lcv, Fiat Lcv, Ford, Peugeot Lcv, Talbot				254,0		57						19, 63, 144-145, 203-205, 215, 237-238, 564-565, 731		
53-0063 *	•				Autobianchi, Fiat, Lcv, Fso Polsky, Innocenti, Lancia, Seat, Lcv, Zastava				185,0		31						62-63, 166-167, 170-171, 174, 177-178, 183-184, 188-191, 199-201, 209-211, 215, 265, 292-293, 325, 329, 677-678, 686-687, 696-697, 702, 869		
53-0064 *	•				Alfa Romeo Lcv, Iveco				254,0		90						19-20, 297-298		
53-0065 *					Iveco				254,0		90						298-300		
53-0066 *	•				Fiat, Lancia, Zastava				180,0		32						185-187, 192-193, 195-197, 324, 326, 331-332, 869-870		
53-0066J *	•				Fiat, Lancia, Zastava				180,0		32						185-187, 192-193, 195-197, 324, 326, 331-332, 869-870		
53-0067 *	•				Alfa Romeo, Fiat, Lcv				228,6		42						1-2, 181, 193-197, 210, 214		
53-0067J *	•				Alfa Romeo, Fiat, Lcv				228,6		42						1-2, 181, 193-197, 210, 214		
53-0068 *					Auverland, Citroën Lcv, Fiat Lcv, Peugeot Lcv				254,0		57						63, 145, 203-205, 565		
53-0069 *	•				Autobianchi, Fiat, Lcv				185,0		31						63, 184, 200-201, 215		
53-0070 *	•				Fiat, Lancia				180,0		32						172, 185-187, 324, 326, 331-332		
53-0070J *	•				Fiat, Lancia				180,0		32						172, 185-187, 324, 326, 331-332		
53-0071 *	•				Fiat Lcv, Opel Lcv / Vauxhall Lcv, Renault Lcv				254,0		57						203-205, 512, 518, 634-635, 641-645		
53-0072 *	•				Citroën Lcv, Fiat Lcv, Peugeot Lcv				254,0		57						146-147, 205-208, 561-562		
53-0073 *	•				Citroën Lcv, Fiat Lcv, Peugeot Lcv				254,0		57						146-147, 150, 205-208, 213, 561-562, 564		
53-0074 *	•				Citroën, Lcv, Fiat, Lcv, Lancia, Peugeot, Lcv				256,0		61						124-125, 145, 149-150, 198, 212-213, 333, 557-558, 563-564		
53-0074Y *	•				Citroën, Lcv, Fiat, Lcv, Lancia, Peugeot, Lcv				256,0		61						124-125, 145, 149-150, 198, 212-213, 333, 557-558, 563-564		


METELLI ref.	H A N D B R A K E	C R C I	A D J	V E N T	Marca - Make	Ø mm	Cilindretto Freno Wheel Cylinder		RapidKit Brake Shoe				Brake Disc			Brake Drum			Pagina Page
							METELLI ref.		A	B	C	D (TH)	min. TH	N Fori Holes	Forma Shape				
							Left	Right											
 <b>Ganascia Freno - Brake Shoe</b>																			
53-0075 *					Fiat, Lcv				228,6		42						180-183, 210, 214-215		
53-0076 *	•				Fiat				203,2		39						172-173, 179-180		
53-0077 *					Iveco, Renault Lcv				170,0		45						298-301, 633-634		
53-0077K *	•				Iveco, Renault Lcv				170,0		45						298-301, 633-634		
53-0078 *	•				Fiat				185,0		29						171, 183		
53-0079 *					Fiat, Lcv				180,0		32						187, 212		
53-0079Y *	•				Fiat, Lcv				180,0		32						187, 212		
53-0080 *	•				Fiat, Lcv				180,0		32						187, 212		
53-0080Y *	•				Fiat, Lcv				180,0		32						187, 212		
53-0081Y *					Fiat				228,6		42						176-177		
53-0082 *					Citroën Lcv, Fiat Lcv, Peugeot Lcv				254,0		57						146-148, 208, 561-563		
53-0083 *					Fiat				180,0		32						170, 184-185		
53-0084 *	•				Fiat, Lancia				203,2		39						178-179, 187-188, 328		
53-0085 *	•				Citroën, Lancia, Peugeot				203,2		39						116-117, 332-333, 519-520		
53-0086 *	•				Iveco				190,0		42						298-299, 301		
53-0086K *	•				Iveco				190,0		42						298-299, 301		
53-0087 *					Fiat, Lcv				228,6		42						182-183, 210, 214-215		
53-0088 *					Fiat, Lancia				228,6		43						176-177, 179, 328		
53-0089 *					Citroën Lcv, Fiat Lcv, Peugeot Lcv				170,0		45						147-148, 206-208, 561-563		
53-0089K *					Citroën Lcv, Fiat Lcv, Peugeot Lcv				170,0		45						147-148, 206-208, 561-563		
53-0090 *					Fiat				180,0		30						170, 184-185		
53-0091 *					Fiat				203,0		38						178-179, 187-188		
53-0092 *	•				Fiat, Opel / Vauxhall, Lcv				203,0		38						178, 485, 517		
53-0093 *	•				Fiat, Opel / Vauxhall, Lcv				228,0		40						178-179, 485, 517		
53-0094 *					Citroën Lcv, Fiat Lcv, Peugeot Lcv				172,0		40						148, 150, 208-209, 563		
53-0095K *					Citroën Lcv, Fiat Lcv, Peugeot Lcv				172,0		40						148, 208-209, 563		
53-0096 *					Fiat, Suzuki				220,0		36						191, 728		
53-0097 *	•				Iveco, Renault Lcv				170,0		45						298-301, 633-634		
53-0097K *	•				Iveco, Renault Lcv				170,0		45						298-301, 633-634		
53-0098 *					Fiat				185,0		29						183		
53-0099 *	•				Citroën Lcv, Fiat Lcv, Peugeot Lcv				228,6		43						150, 210, 212, 561		
53-0100 *	•				Daewoo, Ford, Lcv, Hyundai, Lcv, Mercedes Lcv, Nissan Lcv, Renault Lcv, Ssangyong				254,0		57						153-155, 217, 236-238, 257, 288-289, 291-292, 409-410, 461, 634, 642-645, 716-718		
53-0101 *	•				Bedford, Ford, Lcv, Innocenti, Lotus, Rover, Talbot				203,2		38						64, 215, 217-218, 254-255, 293, 342, 663-664, 669, 731-732, 734		
53-0102 *	•				Ford Lcv, Rover				228,6		45						258-259, 666, 668		
53-0103 *	•				Daf, Ford, Lcv, Hyundai, Rover, Volvo				203,2		38						157, 216, 218, 255, 286, 664, 838, 841		
53-0104 *					Ford, Lcv				228,6		45						216-218, 255		
53-0105 *					Ford				180,0		32						218-221, 243-244		
53-0106 *					Ford, Lcv				203,2		38						218-221, 243-244, 255		
53-0107 *	•				Ford				203,2		38						249		
53-0108 *	•				Ford, Lcv				228,6		57						249-253, 257		
53-0109 *	•				Alfa Romeo Lcv, Bedford, Daf, Ford Lcv, Iveco, Ldv (leyland-daf-van), Rover				254,0		70						19-20, 64, 159, 259, 297, 299, 339, 668		
53-0111K *	•				Ford, Lcv				178,0		32						225, 256		
53-0112K *	•				Ford				203,2		38						249-251		
53-0113 *					Ford				180,0		32						218-221, 243-244		
53-0114 *	•				Carbodies, Ford Lcv				254,0		70						100, 259		
53-0115 *	•				Ford Lcv, Morgan				228,6		45						257, 259, 441		
53-0116 *	•				Ford Lcv				254,0		70						259		
53-0117K *	•				Ford, Lcv				178,0		32						225-228, 256		



METELLI ref.	H A N D B R A K E	C R C I	A D J	V E N T	Marca - Make	Ø mm	Cilindretto Freno Wheel Cylinder		RapidKit Brake Shoe				Brake Disc			Brake Drum			Pagina Page
							METELLI ref.		A	B	C	D (TH)	min. TH	N Fori Holes	Forma Shape				
							Left	Right											
<b>Ganascia Freno - Brake Shoe</b>																			
53-0117Y *					Ford, Lcv				178,0		32							225-228, 256	
53-0118K *					Ford, Lcv				203,2		38							226-228, 256	
53-0119 *	•				Ford				180,0		32							221-224, 245	
53-0120 *	•				Ford				203,0		39							221-224, 245	
53-0121 *					Ford Lcv				228,6		45							255-256	
53-0122 *	•				Ford Lcv				254,0		50							259-260	
53-0123 *	•				Ford Lcv				280,0		64							257, 259-260	
53-0124 *	•				Ford				203,0		38							223-224, 240-241	
53-0125 *	•				Ford				228,6		45							240-241	
53-0126 *	•				Ford Lcv				254,0		50							260-261	
53-0127 *	•				Ford Lcv, Opel Lcv / Vauxhall Lcv, Renault Lcv				280,0		64							257, 260-261, 518, 635	
53-0128 *	•				Ford, Lcv, Mazda				180,0		32							222-224, 228-229, 238-239, 246, 256-257, 347-348	
53-0129 *					Ford, Lcv				203,2		39							223-224, 256-257	
53-0130 *	•				Ford				228,6		45							240-241	
53-0131Y *	•				Ford, Lcv				178,0		32							225, 256	
53-0132Y *					Ford, Lcv				178,0		32							225-228, 256	
53-0133 *	•				Ford				203,2		39							231-233	
53-0134 *	•				Ford Lcv, Ldv (leyland-daf-van)				280,0		65							261-263, 339	
53-0135 *					Ford Lcv				254,0		52							261-263	
53-0136 *	•				Ford, Lcv, Mazda				203,2		38							228-230, 235, 246, 254, 257, 348	
53-0137 *	•				Ford				180,0		32							228-230, 238-239, 246	
53-0138 *	•				Ford Lcv				228,6		58							257-258	
53-0139 *	•				Daf, Ford Lcv, Ldv (leyland-daf-van)				254,0		57							159, 258, 339-340	
53-0142 *					Ford				228,6		43							233-234	
53-0143 *	•				Ford, Mazda Lcv				295,0		56							246, 359	
53-0144 *	•				Ford, Mazda Lcv				270,0		54							246, 359	
53-0145 *	•				Ford, Kia				180,0		25							220-224, 245, 318-319	
53-0145K *	•				Ford, Kia				180,0		25							220-224, 245, 318-319	
53-0146 *	•				Ford Usa, Jeep				184,0		30							264, 312-313	
53-0147 *					Ford Usa				185,0		30							264	
53-0148 *	•				Ford, Mazda				200,0		32							230-231, 348	
53-0149 *					Honda				200,0		35							267-268	
53-0150 *					Honda, Rover				180,0		31							270-272, 276, 656	
53-0151 *					Honda				200,0		30							271, 277	
53-0152 *					Honda, Rover				180,0		25							267, 270, 277-279, 663	
53-0153 *	•				Honda				200,0		35							267, 270, 272-274, 277	
53-0154 *					Honda, Suzuki, Lcv				220,0		35							267-268, 270, 274-275, 725, 729	
53-0155 *	•				Honda				180,0		31							272-273, 276	
53-0156 *					Honda				180,0		30							278	
53-0157 *					Honda				228,6		42							269	
53-0158 *					Honda				180,0		32							277	
53-0159 *					Acura, Honda, Isuzu				170,0		35							1, 270, 275-279, 295	
53-0159K *					Acura, Honda, Isuzu				170,0		35							1, 270, 275-279, 295	
53-0160 *					Honda				254,0		47							278	
53-0161 *					Honda				198,0		35							275	
53-0162 *					Honda				198,0		35							275-276	
53-0163 *					Hummer				205,0		45							279	
53-0164 *					Hummer				210,0		35							279	
53-0165 *	•				Hyundai, Mitsubishi				180,0		34							283, 286-287, 437	
53-0166 *					Hyundai				203,2		39							281-282, 285	
53-0167 *	•				Hyundai, Mitsubishi				180,0		35							279-280, 283, 286-287, 437	
53-0168 *					Hyundai				180,0		32							280-281	
53-0169 *					Hyundai				180,0		32							279	


METELLI ref.	H A N D B R A K E	C R C I	A D J	V E N T	Marca - Make	Ø mm	Cilindretto Freno Wheel Cylinder		RapidKit Brake Shoe				Brake Disc			Brake Drum			Pagina Page
							METELLI ref.		A	B	C	D (TH)	min. TH	N Fori Holes	Forma Shape				
							Left	Right											
 <b>Ganascia Freno - Brake Shoe</b>																			
53-0170 *					Hyundai				180,0		38						279-280		
53-0171 *	•				Hyundai				203,2		39						281-282, 285-286		
53-0172 *	•				Chrysler, Hyundai				254,0		55						106, 287, 290		
53-0172Y *	•				Chrysler, Hyundai				254,0		55						106, 287, 290		
53-0173 *	•				Hyundai, Lcv, Mitsubishi				270,0		54						283, 291, 431		
53-0174 *					Hyundai Lcv				220,0		47						292		
53-0175 *					Hyundai, Kia				228,6		45						285-286, 288, 290, 317		
53-0176 *	•				Hyundai				203,2		39						281-282, 285-286		
53-0177 *					Hyundai				203,2		32						283-284		
53-0178 *					Hyundai				180,0		32						283-284		
53-0179Y *	•				Hyundai, Lcv, Kia				190,0		40						281-282, 287, 289-290, 292, 320		
53-0180 *	•				Hyundai, Kia				254,0		57						287, 315		
53-0181 *					Hyundai Lcv				295,0		54						291		
53-0182 *					Hyundai, Kia				203,2		32						280, 318		
53-0183 *					Hyundai				190,0		40						289		
53-0183K *					Hyundai				190,0		40						289		
53-0184 *	•				Hyundai, Kia				170,0		27						289-290, 320		
53-0184K *	•				Hyundai, Kia				170,0		27						289-290, 320		
53-0185 *					Hyundai, Kia				170,0		27						284-285, 316		
53-0186 *					Hyundai, Kia				170,0		32						283-284, 288-289, 317		
53-0187 *					Hyundai, Kia				170,0		32						280, 318		
53-0188 *					Hyundai				212,0		40						285		
53-0189 *					Hyundai				203,2		32						284		
53-0190 *	•				Bedford, Isuzu, Opel / Vauxhall				254,0		50						64-65, 294-296, 497		
53-0191 *	•				Bedford, Isuzu, Opel Lcv / Vauxhall Lcv				254,0		50						65, 294-296, 514		
53-0192 *	•				Bedford, Isuzu, Opel / Vauxhall				254,0		52						64, 294-296, 486		
53-0193 *					Isuzu				295,0		47						294		
53-0194 *					Isuzu				254,0		52						294		
53-0195 *					Isuzu				210,0		31						296		
53-0197 *	•				Jaguar				180,0		30						309-311		
53-0197K *	•				Daimler, Jaguar				180,0		30						164, 309-311		
53-0198 *	•				Mazda				200,0		33						347-349, 352, 357		
53-0199 *					Asia Motor, Kia, Mazda Lcv				260,0		45						20, 316, 358		
53-0200 *	•				Mazda				180,0		30						349		
53-0201 *	•				Mazda				200,0		25						352-353		
53-0202 *	•				Asia Motor, Kia Lcv, Mazda Lcv				260,0		50						20, 320, 359		
53-0203 *	•				Mazda				200,0		25						349-350		
53-0204 *	•				Mazda				228,6		25						349-350		
53-0205 *	•				Ford Usa, Mazda				228,6		32						264, 350, 353-354, 357		
53-0206 *					Kia, Mazda				170,0		25						317, 347		
53-0207 *	•				Mazda, Sao				200,0		25						350, 353, 676		
53-0208 *	•				Mazda, Lcv				260,0		50						355, 358		
53-0209 *	•				Mazda, Lcv				260,0		50						355-356, 358-359		
53-0210 *	•				Mazda				200,0		35						350-351, 356-357		
53-0211 *	•				Mazda				180,0		31						347		
53-0212 *	•				Kia, Mazda				228,6		32						315-316, 357		
53-0213 *	•				Kia				200,0		36						317-319		
53-0214 *	•				Mazda				200,0		37						351		
53-0215 *	•				Kia				252,0		57						319		
53-0216 *	•				Ford, Mazda				228,6		42						239-240, 354-355, 357-358		
53-0217 *	•				Kia				200,0		36						317-319		
53-0218 *					Mazda				254,0		52						356		
53-0219 *	•				Mazda				200,0		32						355		
53-0220 *					Kia				200,0		26						318		
53-0221 *	•				Hyundai Lcv, Kia, Lcv, Mazda Lcv				220,0		57						291, 317, 320, 359		
53-0222 *					Mazda Lcv				220,0		57						359		
53-0223 *					Mazda Lcv				270,0		52						359		

METELLI ref.	H A N D	B R A K E	C R C I	A D J	V E N T	Marca - Make	Ø mm	Cilindretto Freno Wheel Cylinder		RapidKit Brake Shoe				Brake Disc			Brake Drum			Pagina Page
								METELLI ref.		A	B	C	D (TH)	min. TH	N Fori Holes	Forma Shape				
								Left	Right											
<b>Ganascia Freno - Brake Shoe</b>																				
53-0225 *						Kia				254,0		57							315	
53-0226 *	•					Kia				295,0		54							315	
53-0227 *	•					Kia				190,0		40							319	
53-0227K *						Kia				190,0		40							319	
53-0228 *						Mazda				190,0		32							355-356	
53-0229 *						Kia				180,0		32							317	
53-0230 *						Kia				190,0		32							319	
53-0231 *						Kia				190,0		32							315-316	
53-0232 *						Mercedes				160,0		25							403-404	
53-0232K *						Mercedes				160,0		25							403-404	
53-0233 *	•					Chrysler, Mercedes				164,0		20							103, 362-373, 375-380, 384-385, 396-409	
53-0233K *	•					Chrysler, Mercedes				164,0		20							103, 362-373, 375-380, 384-385, 396-409	
53-0234 *	•					Mercedes				164,0		25							375-381, 392-393, 399-402, 406, 408	
53-0234K *	•					Mercedes				164,0		25							375-381, 392-393, 399-402, 406, 408	
53-0235 *	•					Mercedes				180,0		42							363	
53-0236 *	•					Mercedes, Lcv				180,0		20							395, 409, 415-416	
53-0236K *	•					Mercedes, Lcv				180,0		20							395, 409, 415-416	
53-0237 *	•					Smart (mcc)				200,0		32							714-716	
53-0238 *	•					Mercedes Lcv				230,0		35							414	
53-0239 *	•					Mercedes, Lcv, Mercedes Truck, VW Lcv				160,0		40							387-388, 410-411, 422-423, 825-826	
53-0239K *	•					Mercedes, Lcv, Mercedes Truck, VW Lcv				160,0		40							387-388, 410-411, 422-423, 825-826	
53-0240 *	•					Mercedes Lcv, Truck, VW Lcv				170,0		40							411-412, 422-423, 825-826	
53-0240K *	•					Mercedes Lcv, Truck, VW Lcv				170,0		40							411-412, 422-423, 825-826	
53-0241 *	•					Mercedes				180,0		25							393-394	
53-0241K *	•					Mercedes				180,0		25							393-394	
53-0242 *	•					Chrysler, Chrysler (usa) Dodge, Mercedes				183,0		31							102-103, 108, 389	
53-0242K *	•					Chrysler, Chrysler (usa) Dodge, Mercedes				183,0		31							102-103, 108, 389	
53-0243 *	•					Mercedes				180,0		25							381-385, 398, 401-402	
53-0243K *	•					Mercedes				180,0		25							381-385, 398, 401-402	
53-0244 *	•					Audi, Land Rover, Mercedes, Por- sche, VW				210,0		31							61, 339, 388, 390-391, 570, 813-814	
53-0244K *	•					Audi, Land Rover, Mercedes, Por- sche, VW				210,0		31							61, 339, 388, 390-391, 570, 813-814	
53-0245 *	•					Mercedes				170,0		25							373-375	
53-0245K *	•					Mercedes				170,0		25							373-375	
53-0246 *	•					Mercedes Lcv, VW Lcv				180,0		25							412-414, 823	
53-0246K *	•					Mercedes Lcv, VW Lcv				180,0		25							412-414, 823	
53-0247 *	•					Mercedes				180,0		25							363, 394-395	
53-0247K *	•					Mercedes				180,0		25							363, 394-395	
53-0248 *	•					Mercedes, Lcv				186,0		20							409, 415-416	
53-0248K *	•					Mercedes, Lcv				186,0		20							409, 415-416	
53-0249 *	•					Chrysler (usa) Dodge, Mercedes Lcv				174,0		42							108, 413	
53-0250 *	•					Mercedes				180,0		25							388-389	
53-0250K *	•					Mercedes				180,0		25							388-389	
53-0251 *	•					Chrysler (usa) Dodge, Chrysler (usa) Dodge Truck, Mitsubishi, Lcv				254,0		50							108, 431-432, 435, 438, 440-441	
53-0251Y *	•					Chrysler (usa) Dodge, Chrysler (usa) Dodge Truck, Mitsubishi, Lcv				254,0		50							108, 431-432, 435, 437-438, 440-441	
53-0252 *	•					Mitsubishi				203,0		37							428-429, 432-433, 439-440	


METELLI ref.	H A N D	B R A K E	C R C I	A D J	V E N T	Marca - Make	Ø mm	Cilindretto Freno Wheel Cylinder		RapidKit Brake Shoe				Brake Disc			Brake Drum			Pagina Page
								METELLI ref.		A	B	C	D (TH)	min. TH	N Fori Holes	Forma Shape				
								Left	Right											
 <b>Ganascia Freno - Brake Shoe</b>																				
53-0253 *	•					Eagle (usa), Hyundai, Isuzu, Mitsubishi, Proton				180,0		36							165, 282, 294, 424-427, 432-433, 440, 571	
53-0253Y *	•					Eagle (usa), Hyundai, Isuzu, Mitsubishi, Proton				180,0		36							165, 282, 294, 424-427, 432-433, 440, 571	
53-0256 *	•					Chrysler, Eagle (usa), Mitsubishi				228,6		40							105, 165, 428, 433-434, 437-438	
53-0257 *	•					Mitsubishi				203,0		37							424-425, 428-430, 432-434, 438	
53-0258 *	•					Eagle (usa), Mitsubishi, Proton				180,0		37							165, 426-427, 432-434, 570-571	
53-0259 *	•					Mitsubishi				203,2		40							424-425, 427, 438-439	
53-0260 *	•					Mitsubishi, Lcv				270,0		52							431-432, 438, 441	
53-0261 *	•					Mitsubishi				228,6		32							431, 434-435, 437-438, 440	
53-0263 *	•					Mitsubishi				203,2		32							434	
53-0264 *	•					Mitsubishi				197,0		40							435-437	
53-0264K *	•					Mitsubishi				197,0		40							435-437	
53-0265 *	•					Chrysler, Mitsubishi				167,0		32							104-105, 424, 428, 430-431, 434-438, 440	
53-0265K *	•					Chrysler, Mitsubishi				167,0		32							104-105, 424, 428, 430-431, 434-438, 440	
53-0266 *	•					Mitsubishi				203,2		39							427	
53-0267 *	•					Mitsubishi				200,0		32							436	
53-0268 *	•					Citroën, Mitsubishi, Peugeot				190,0		32							122, 435, 544	
53-0268K *	•					Citroën, Mitsubishi, Peugeot				190,0		32							122, 435, 544	
53-0269 *	•					Mitsubishi				300,0		51							432	
53-0270 *	•					Nissan, Lcv				203,2		36							457, 463	
53-0271 *	•					Nissan, Lcv				228,6		40							444-447, 456, 460, 466	
53-0272 *	•					Alfa Romeo, Nissan				180,0		35							15, 446, 454-455, 457-458	
53-0273 *	•					Nissan				180,0		28							447	
53-0274 *	•					Nissan Lcv				254,0		46							461, 463-464, 466	
53-0275 *	•					Nissan, Lcv				270,0		50							446, 450-451, 461	
53-0277 *	•					Hyundai, Nissan, Lcv				228,6		40							287-288, 445, 447, 451-452, 455, 457-459, 466	
53-0278 *	•					Nissan, Lcv				254,0		60							450, 464	
53-0279 *	•					Nissan, Lcv				260,0		50							450, 457, 459-460, 464, 466	
53-0280 *	•					Nissan				295,0		60							446, 450-451	
53-0281 *	•					Nissan				180,0		31							441-443, 449, 455, 458	
53-0282 *	•					Infiniti, Nissan, Lcv				295,0		50							292, 450, 464-465	
53-0283 *	•					Nissan				203,0		38							443, 452	
53-0284 *	•					Nissan				180,0		27							448	
53-0286 *	•					Nissan				203,2		38							452-453	
53-0287 *	•					Ford, Nissan, Lcv				254,0		57							239, 456, 459, 466	
53-0288 *	•					Nissan				180,0		28							448	
53-0289 *	•					Nissan				203,2		47							451	
53-0290 *	•					Nissan, Renault				203,0		38							448-449, 459-460, 576-578, 581-582, 600-601	
53-0291 *	•					Nissan, Lcv				280,0		65							459, 462	
53-0292 *	•					Nissan				203,2		37							443	
53-0293 *	•					Nissan				170,0		22							460	
53-0293K *	•					Nissan				170,0		22							460	
53-0294 *	•					Infiniti, Nissan				172,0		32							292, 442, 444, 447	
53-0295 *	•					Nissan				172,0		32							455, 460	
53-0296 *	•					Chrysler, Chrysler (usa) Dodge, Nissan				228,6		37							105, 107-108, 456	
53-0297 *	•					Infiniti, Nissan				190,0		33							292, 449	

METELLI ref.	H A N D B R A K E	C R C I	A D J	V E N T	Marca - Make	Ø mm	Cilindretto Freno Wheel Cylinder		RapidKit Brake Shoe				Brake Disc			Brake Drum			Pagina Page
							METELLI ref.		A	B	C	D (TH)	min. TH	N Fori Holes	Forma Shape				
							Left	Right											
<b>Ganascia Freno - Brake Shoe</b>																			
53-0298 *	•				Nissan				190,0		33						449-450		
53-0299 *					Infiniti				172,0		27						292		
53-0300 *	•				Opel / Vauxhall				200,0		29						487		
53-0301 *	•				Bedford, Opel / Vauxhall				230,0		51						64, 468-469, 480, 487, 495-496, 501-502		
53-0302 *	•				Opel / Vauxhall, Saab				160,0		25						467, 474, 479-480, 485, 492-493, 498-500, 506-508, 670-675		
53-0302K *	•				Opel / Vauxhall, Saab				160,0		25						467, 474, 479-480, 485, 492-493, 497-500, 506-508, 670-675		
53-0303 *	•				Opel / Vauxhall				200,0		29						480-481, 488-489		
53-0304 *	•				Bedford, Opel / Vauxhall				200,0		46						63, 469-470, 488-489		
53-0305 *	•				Bedford, Opel / Vauxhall, Lcv				200,0		45						63-64, 469-470, 488-495, 505-506, 517		
53-0306 *	•				Bedford, Opel / Vauxhall, Lcv				230,0		50						64, 489-496, 501-502, 505-506, 514-515, 517		
53-0307 *	•				Opel / Vauxhall, Lcv				200,0		29						480-482, 488-495, 515-517		
53-0308 *	•				Opel / Vauxhall				200,0		29						471-473, 480-484, 504-506		
53-0309 *	•				Daewoo, Opel / Vauxhall, Lcv				200,0		45						153-155, 471-474, 483-485, 505-506, 512, 514-515		
53-0310 *					Opel / Vauxhall				254,0		52						486		
53-0311 *	•				Opel / Vauxhall, Lcv				230,0		42						471-475, 477-478, 507-508, 510-512, 514-515		
53-0312 *					Honda, Isuzu, Opel Lcv / Vauxhall Lcv				302,0		46						278, 294-295, 514		
53-0313 *	•				Ford Lcv, Nissan Lcv, Opel Lcv / Vauxhall Lcv, Renault Lcv				280,0		65						260-261, 462, 518, 635		
53-0314 *					Opel / Vauxhall, Suzuki				180,0		26						467, 729		
53-0315 *	•				Honda, Isuzu, Opel / Vauxhall				210,0		32						278, 293-295, 486-487		
53-0317 *	•				Chevrolet, Opel / Vauxhall				180,0		26						100-101, 468		
53-0317K *	•				Chevrolet, Opel / Vauxhall				180,0		26						100-101, 468		
53-0318 *					Opel / Vauxhall, Subaru, Suzuki				200,0		29						467, 720, 725, 729		
53-0319 *					Opel / Vauxhall				230,0		40						476-477		
53-0320 *	•				Citroën, Dallas, Mega, Peugeot, Lcv				180,0		32						111-112, 126-127, 164, 360, 520-522, 524-530, 543, 559		
53-0320K *	•				Citroën, Dallas, Mega, Peugeot, Lcv				180,0		32						111-112, 126-127, 164, 360, 520-522, 524-530, 543, 559		
53-0320Y *					Citroën, Dallas, Mega, Peugeot, Lcv				180,0		32						111-112, 126-127, 164, 360, 520-522, 524-530, 543, 559		
53-0322 *	•				Citroën, Dallas, Peugeot				180,0		32						133-135, 139-140, 164, 524-530, 535-537, 543		
53-0323 *	•				Citroën, Peugeot, Lcv				228,6		42						136-138, 141, 536-539, 544-545, 547, 560		
53-0324 *	•				Citroën Lcv, Peugeot				228,6		42						143-144, 534-535		
53-0324K *	•				Citroën Lcv, Peugeot				228,6		42						143-144, 534-535		
53-0325 *	•				Jaguar, Peugeot				185,0		20						309-310, 555-558		
53-0325K *	•				Jaguar, Peugeot				185,0		20						309-310, 555-558		
53-0326 *					Peugeot				228,6		42						549-550		
53-0327 *	•				Citroën, Peugeot				228,6		42						133, 136-137, 535-537		
53-0328 *					Peugeot, Lcv				180,0		32						531-532, 559		
53-0329Y *	•				Citroën, Dallas, Mega, Peugeot, Lcv				180,0		32						111-112, 126-127, 164, 360, 520-522, 524-530, 543, 559		



METELLI ref.	H A N D B R A K E	C R C I	A D J	V E N T	Marca - Make	Ø mm	Cilindretto Freno Wheel Cylinder		RapidKit Brake Shoe				Brake Disc			Brake Drum			Pagina Page
							METELLI ref.		A	B	C	D (TH)	min. TH	N Fori Holes	Forma Shape				
							Left	Right											
 <b>Ganascia Freno - Brake Shoe</b>																			
53-0330 *					Peugeot				185,0		30							550-551, 556-557	
53-0330K *					Peugeot				185,0		30							550-551, 556-557	
53-0331 *	•				Citroën, Fiat, Lancia, Peugeot				180,0		31							124-125, 198-199, 333, 557-558	
53-0331K *	•				Citroën, Fiat, Lancia, Peugeot				180,0		31							124-125, 198-199, 333, 557-558	
53-0332 *					Peugeot, Lcv				203,0		39							531-532, 560	
53-0333 *					Peugeot, Lcv				228,6		42							532, 560	
53-0336 *	•				Porsche				180,0		26							568-570	
53-0337 *	•				Porsche				180,0		26							568-570	
53-0339 *	•				Citroën, Peugeot, Renault, Lcv, Talbot				180,0		32							125-126, 128, 520, 620-621, 638, 732	
53-0339K *	•				Citroën, Peugeot, Renault, Lcv, Talbot				180,0		32							125-126, 128, 520, 620-621, 638, 732	
53-0340 *	•				Alfa Romeo, Aro Intreprenderea, Citroën Lcv, Dacia, Fiat, Peugeot, Renault, Talbot				228,6		42							8-10, 13, 20, 143-144, 151, 168-171, 524, 533-535, 578-581, 603-606, 613-614, 619-620, 730-734	
53-0340K *	•				Alfa Romeo, Aro Intreprenderea, Citroën Lcv, Dacia, Fiat, Peugeot, Renault, Talbot				228,6		42							8-10, 13, 20, 143-144, 151, 168-171, 524, 533-535, 578-581, 603-606, 613-614, 619-620, 730-734	
53-0341 *	•				Citroën, Dacia, Peugeot, Renault				180,0		42							125, 151, 520, 580-581, 603-605	
53-0341K *	•				Citroën, Dacia, Peugeot, Renault				180,0		42							125, 151, 520, 580-581, 603-605	
53-0342 *					Mercedes Lcv, Nissan, Renault Lcv, Truck				255,0		57							409, 444, 446, 460, 634-635, 645-646	
53-0343 *					Peugeot, Renault, Lcv				180,0		42							541-543, 601-603, 622-623, 627-629, 640	
53-0343K *					Peugeot, Renault, Lcv				180,0		42							541-543, 601-603, 621-623, 627-629, 640	
53-0343Y *					Peugeot, Renault, Lcv				180,0		42							541-543, 601-603, 622-623, 627-629, 641	
53-0344 *	•				Peugeot, Lcv, Renault, Lcv				180,0		42							525-530, 541-544, 559, 571-573, 601-603, 607, 609, 611-612, 622-623, 627-629, 638-641	
53-0345 *	•				Renault, Lcv				180,0		42							571-573, 601-603, 606-618, 622-623, 627-629, 637-640, 645	
53-0345Y *	•				Renault, Lcv				180,0		42							571-573, 601-603, 606-618, 622-623, 627-629, 637-640, 645	
53-0346 *	•				Citroën, Renault, Lcv				203,2		39							111, 585-587, 609-610, 612-618, 638-641	
53-0346Y *	•				Citroën, Renault, Lcv				203,2		39							111, 585-586, 609-610, 612-618, 638-641	
53-0348 *	•				American Motors, Jeep				254,0		46							20, 311-312, 314	
53-0349 *	•				Chrysler, Chrysler (usa), Chrysler (usa) Dodge, Chrysler (usa) Dodge Truck, Jeep				228,6		65							103, 105-108, 311-314	
53-0350 *	•				Citroën, Dacia, Peugeot, Lcv, Renault, Lcv				203,0		38							126-127, 133-135, 140-141, 151-152, 523, 531-532, 535-537, 559, 574-575, 585-586, 629, 645	
53-0351 *					Renault				228,6		42							587-588, 625-626	
53-0352 *	•				Jeep				254,0		46							312-313	
53-0353 *	•				Renault				203,0		38							592-598	

METELLI ref.	H A N D B R A K E	C R C I	A D J	V E N T	Marca - Make	Ø mm	Cilindretto Freno Wheel Cylinder		RapidKit Brake Shoe				Brake Disc			Brake Drum			Pagina Page
							METELLI ref.		A	B	C	D (TH)	min. TH	N Fori Holes	Forma Shape				
							Left	Right											
<b>Ganascia Freno - Brake Shoe</b>																			
53-0353Y *	•				Renault				203,0			38						592-598	
53-0354 *	•				Nissan, Lcv, Renault				228,6			42						452-453, 463, 582-584	
53-0355 *	•				Nissan Lcv, Renault				203,2			39						462-463, 582-584	
53-0356 *					Renault				180,0			42						574-575	
53-0357 *	•				Jeep				228,6			64						311, 314	
53-0358 *	•				Jeep				254,0			46						311-314	
53-0359 *	•				Dacia, Renault				203,2			39						151-152, 574-575, 629	
53-0360 *	•				Jeep				195,0			30						313	
53-0361 *	•				Jeep				205,0			31						312-313	
53-0362 *	•				Chrysler, Chrysler (usa) Dodge, Jeep, Mitsubishi				170,0			32						105, 107-108, 312, 314, 428, 431, 434	
53-0363 *					Chrysler (usa) Dodge, Jeep				207,0			32						108, 312-314	
53-0364 *	•				Jeep				184,0			31						311-314	
53-0365 *					Dacia				230,0			46						151-152	
53-0366 *	•				Land Rover, Rover				279,4			57						334-337, 658	
53-0368 *	•				Land Rover				254,0			39						337	
53-0369 *	•				Rover				160,0			20						662, 666	
53-0369K *	•				Rover				160,0			20						662, 666	
53-0370 *	•				Land Rover				254,0			45						337	
53-0371 *	•				Land Rover				254,0			70						334-336, 338	
53-0372 *	•				Ford, Jeep				184,0			31						242, 311-313	
53-0373 *	•				Land Rover				254,0			70						335-339	
53-0373K *	•				Land Rover				254,0			70						335-339	
53-0374 *	•				Land Rover				190,0			30						337-338	
53-0374K *	•				Land Rover				190,0			30						337-338	
53-0375 *					Land Rover				210,0			30						337, 339	
53-0376 *	•				Land Rover				210,0			30						337, 339	
53-0377 *					Rover, Saab				203,2			38						656, 675	
53-0378 *	•				Skoda				200,0			32						705-707, 711	
53-0379 *	•				Seat Lcv, Skoda, VW Lcv				230,0			32						700-702, 708-711, 819-822	
53-0380 *	•				Maruti, Subaru, Suzuki				180,0			30						347, 720, 723	
53-0382 *	•				Subaru				180,0			25						723	
53-0383 *	•				Nissan, Subaru				228,6			37						444, 718-719, 721-722	
53-0384 *					Subaru				228,6			38						722	
53-0385 *					Subaru				180,0			31						723	
53-0386 *					Saab, Subaru				170,0			32						672, 718-720	
53-0386K *					Saab, Subaru				170,0			32						672, 718-720	
53-0387 *					Subaru				174,0			35						721-723	
53-0388 *					Subaru				192,0			32						720	
53-0389 *					Subaru				206,0			40						723	
53-0390 *					Daihatsu, Suzuki, Lcv, Toyota				220,0			40						160, 726, 729-730, 741	
53-0391 *					Suzuki				180,0			30						726-727	
53-0392 *					Suzuki				220,0			40						724-726	
53-0393 *					Suzuki				220,0			40						726	
53-0394 *					Bedford, Suzuki Lcv				220,0			40						65, 730	
53-0395 *					Suzuki				180,0			30						726-727	
53-0396 *	•				Suzuki				180,0			30						723	
53-0397 *	•				GM (usa) Geo, Suzuki				220,0			36						266, 726, 728-729	
53-0398 *					GM (usa) Geo, Suzuki				180,0			25						266, 724, 727	
53-0399 *					Suzuki				254,0			45						726, 728	
53-0400 *					Suzuki				180,0			25						729	
53-0401 *					Suzuki				220,0			42						724	
53-0402 *					Suzuki				220,0			36						728-729	
53-0403 *					Santana, Suzuki				254,0			47						676, 728-729	
53-0404 *					Suzuki				180,0			26						725, 729	
53-0405 *					Suzuki				254,0			57						725, 729	
53-0406 *					Subaru, Suzuki				203,2			32						720, 727	
53-0407 *					Suzuki				254,0			42						725	

METELLI ref.	H A N D B R A K E	C R C I	A D J	V E N T	Marca - Make	Ø mm	Cilindretto Freno Wheel Cylinder		RapidKit Brake Shoe				Brake Disc			Brake Drum			Pagina Page
							METELLI ref.		A	B	C	D (TH)	min. TH	N Fori Holes	Forma Shape				
							Left	Right											
 <b>Ganascia Freno - Brake Shoe</b>																			
53-0408 *	•				Daihatsu, Toyota, Lcv				228,6		41							161, 737-738, 740-743, 747, 752, 758-759	
53-0409 *	•				Daihatsu, Toyota, Lcv				200,0		36							161, 742-743, 759	
53-0410 *	•				Toyota, Lcv				254,0		50							747, 749, 751-752, 756, 758	
53-0411 *					Toyota				295,0		78							748	
53-0412 *					Toyota, Lcv				254,0		58							748, 757	
53-0413 *	•				Toyota, Lcv, VW Lcv				254,0		58							734, 748, 752, 756-758, 828	
53-0414 *					Toyota Lcv				254,0		50							756-757	
53-0415 *	•				Nissan, Toyota				295,0		60							451, 748-749	
53-0416 *	•				Toyota, Lcv				254,0		50							749, 751, 756-758	
53-0417 *	•				Toyota				200,0		37							737-741, 743, 747, 751	
53-0419 *					Toyota				200,0		37							742-744, 753	
53-0420 *					Toyota				180,0		28							751-753	
53-0421 *	•				Nissan Lcv, Toyota, Lcv, VW Lcv				295,0		50							464-465, 734-735, 756-757, 828	
53-0422 *	•				GM (usa) Geo, Toyota				200,0		37							266, 743-744	
53-0423 *	•				Toyota				200,0		37							738, 741, 743-745, 747, 751	
53-0424 *					Toyota				200,0		36							743, 752-753	
53-0425 *					Toyota				180,0		28							751, 753	
53-0426 *	•				Daihatsu, Toyota Lcv				270,0		55							162, 756	
53-0428 *					Toyota Lcv, VW Lcv				270,0		55							756-757, 828	
53-0429 *					Daihatsu, Toyota				228,6		42							163, 752	
53-0430 *					Toyota				228,6		35							735-736	
53-0431 *					Toyota				203,0		32							751, 754-755	
53-0432 *					Toyota				200,0		35							739-740, 744-745	
53-0433 *					Toyota				200,0		38							744-745	
53-0434 *					Daihatsu, Toyota				228,6		42							163, 751	
53-0435 *					Daihatsu, Toyota				180,0		38							162-163, 747	
53-0436 *	•				Daihatsu, Toyota				180,0		27							163, 754-755	
53-0437 *					Toyota				228,6		42							752	
53-0438 *	•				Citroën, Opel / Vauxhall, Peugeot, Suzuki, Toyota				200,0		32							115, 467-468, 524, 726-728, 737, 754-755	
53-0439 *	•				Lexus, Toyota				190,0		45							340-341, 735-737, 748, 751-753	
53-0439K *	•				Lexus, Toyota				190,0		45							340-341, 735-737, 748, 751-753	
53-0440 *					Toyota				160,0		35							748-750	
53-0441 *					Lexus, Toyota				210,0		46							340, 735, 748-750	
53-0442 *	•				Lexus, Toyota				170,0		40							340, 735, 737-738, 740-741, 748	
53-0442K *	•				Lexus, Toyota				170,0		40							340, 735, 737-738, 740-741, 748	
53-0443 *					Toyota				174,0		32							736-737, 741, 745-746, 751, 754-755	
53-0443K *	•				Toyota				174,0		32							736-737, 741, 745-746, 751, 754-755	
53-0444 *					Toyota				170,0		40							735-736, 738, 740-741	
53-0444K *					Toyota				170,0		40							735-736, 738, 740-741	
53-0445 *					Toyota Lcv				300,0		62							758	
53-0446 *					Toyota				172,0		22							745-746	
53-0446K *					Toyota				172,0		22							745-746	
53-0447 *	•				Toyota				290,0		51							735, 753	
53-0448 *					Toyota				200,0		37							743	
53-0449 *	•				Lexus				190,0		26							340-341	
53-0450 *					Toyota				170,0		32							752	
53-0451 *	•				Lexus, Toyota				242,0		32							341, 750	
53-0452 *					Toyota Lcv				254,0		52							757	

METELLI ref.	H A N D B R A K E	C R C I	A D J	V E N T	Marca - Make	Ø mm	Cilindretto Freno Wheel Cylinder		RapidKit Brake Shoe				Brake Disc			Brake Drum			Pagina Page
							METELLI ref.		A	B	C	D (TH)	min. TH	N Fori Holes	Forma Shape				
							Left	Right											
<b>Ganascia Freno - Brake Shoe</b>																			
53-0453 *					Toyota				185,0		32							745, 747	
53-0454 *					Toyota				203,0		38							755-756	
53-0456 *	•				Lada				200,0		40							322-323	
53-0457 *					VW, Lcv				230,0		40							759, 785, 828	
53-0458 *	•				VW				230,0		30							785	
53-0459 *	•				Porsche, VW, Lcv				230,0		40							569, 759, 782, 785, 828	
53-0460 *					VW				248,0		46							785	
53-0461 *	•				VW Lcv				252,0		56							828	
53-0462 *	•				Audi, Seat, Skoda, VW				200,0		40							21, 26-31, 33, 58-59, 698, 702-703, 765, 783, 788-791, 809	
53-0463 *	•				VW Lcv				270,0		66							823-825	
53-0464 *	•				VW Lcv				252,0		56							829	
53-0465 *	•				Audi, Seat, VW, Lcv				180,0		31							21, 26-30, 58-59, 680-683, 687-688, 697, 761-766, 783, 785-791, 800-802, 808-811, 818	
53-0466 *	•				VW Lcv				252,0		56							823-825	
53-0467 *	•				VW Lcv				270,0		66							823-825, 829	
53-0468 *	•				Audi, Seat, Skoda, VW, Lcv				200,0		40							30-31, 33-34, 680-685, 687-692, 697-698, 702-707, 763, 766-775, 786-787, 791-792, 801-802, 804-805, 816-821	
53-0469 *	•				VW Lcv				270,0		55							829-832	
53-0470 *	•				VW				180,0		31							786	
53-0471 *	•				Volvo				228,6		51							854	
53-0472 *	•				Volvo				228,6		51							854	
53-0473 *	•				Volvo				160,0		25							835-838, 841-847, 849-851, 862, 866	
53-0473K *	•				Volvo				160,0		25							835-838, 841-847, 849-851, 862, 866	
53-0474 *					Volvo				228,6		51							854	
53-0475 *	•				Alfa Romeo, Bmw, Eagle (usa), Enasa, Peugeot, Renault, Lcv, Suzuki, Talbot, Volvo				228,6		42							8-10, 68-70, 165, 524, 533-535, 544-548, 579-581, 613-620, 623-624, 637, 639-640, 724-726, 728, 730-734, 838	
53-0476 *	•				Fso Polsky, Volvo				203,0		38							265, 838-840	
53-0477 *	•				Volvo				160,0		25							848, 851	
53-0477K *	•				Volvo				160,0		25							848, 851	
53-0478 *	•				Volvo				177,8		25							848, 852-853, 858-859, 862-864	
53-0478K *	•				Volvo				177,8		25							848, 852-853, 858-859, 862-864	
53-0479 *	•				Volvo				177,8		25							857-858, 860-867	
53-0479K *	•				Volvo				177,8		25							857-858, 860-867	
53-0480 *	•				Volvo				177,8		25							858-860, 863	
53-0480K *	•				Volvo				177,8		25							858-860, 863	

TAMBURI FRENO - BRAKE DRUMS

METELLI ref.	DIMENSIONI CUSCINETTI mm BEARING DIMENSIONS mm	Ø SEDI CUSCINETTI Ø BEARING SEATS mm	METELLI ref.	DIMENSIONI CUSCINETTI mm BEARING DIMENSIONS mm	Ø SEDI CUSCINETTI Ø BEARING SEATS mm
18-0142K	25 x 52 x 37	52	18-0304K	17,5 x 39,87 x 14,6 / 29 x 50,29 x 14,7	39,878 / 50,292
18-0143K	25 x 52 x 43	52	18-0313K	17,5 x 39,87 x 14,6 / 29 x 50,29 x 14,7	39,878 / 50,292
18-0145K	25 x 55 x 43	55	18-0319K	29 x 53 x 37	52,923
18-0146K	25 x 52 x 37	52	18-0350K	29 x 53 x 43	52,923
18-0148K	25 x 52 x 37	52	18-0351K	29 x 53 x 43	52,923
18-0149K	25 x 52 x 37	52	18-0352K	29 x 53 x 37	52
18-0150K	25 x 55 x 43	55	18-0363K	29 x 53 x 37	52
18-0151K	25 x 55 x 43	55	18-0365K	29 x 53 x 37	52,923
18-0152K	25 x 55 x 43	55	18-0374K	25 x 55 x 43	55
18-0156K	25 x 52 x 37	52	18-0381K	25 x 52 x 37	52
18-0157K	25 x 52 x 37	52	18-0382K	25 x 52 x 37	52
18-0158K	20 x 42 x 15 / 25 x 47 x 15	42 / 47	18-0388K	29 x 50 x 17,5	50,2 / 50,2
18-0160K	25 x 56 x 32	56	18-0391K	-	52,92
18-0163K	25 x 52 x 37	52			
18-0164K	25 x 52 x 37	52			
18-0165K	25 x 52 x 37	52			
18-0168K	25 x 52 x 15 / 35 x 62 x 18	52 / 62			
18-0169K	25 x 52 x 18 / 35 x 62 x 18	52 / 62			
18-0170K	25 x 52 x 18 / 35 x 72 x 23	52 / 72			
18-0171K	25 x 52 x 18 / 35 x 72 x 23	52 / 72			
18-0176K	25 x 52 x 18 / 35 x 72 x 23	52 / 72			
18-0188K	17,5 x 39,87 x 14,6 / 29 x 50,29 x 14,7	39,878 / 50,292			
18-0191K	17,5 x 39,87 x 14,6 / 29 x 50,29 x 14,7	39,878 / 50,292			
18-0192K	17,5 x 39,87 x 14,6 / 29 x 50,29 x 14,7	39,878 / 50,292			
18-0196K	17,5 x 39,87 x 14,6 / 29 x 50,29 x 14,7	39,866 / 50,278			
18-0197K	19 x 45,29 x 16,5 / 29 x 50,29 x 14,7	45,25 / 50,278			
18-0198K	19 x 45,29 x 16,5 / 29 x 50,29 x 14,7	45,25 / 50,278			
18-0200K	19 x 45,29 x 16,5 / 29 x 50,29 x 14,7	45,25 / 50,278			
18-0202K	17,5 x 39,87 x 14,6 / 29 x 50,29 x 14,7	39,878 / 50,292			
18-0205K	17,5 x 39,87 x 14,6 / 29 x 50,29 x 14,7	39,878 / 50,292			
18-0207K	19 x 45,29 x 16,5 / 29 x 50,29 x 14,7	45,25 / 50,278			
18-0208K	19 x 45,29 x 16,5 / 29 x 50,29 x 14,7	45,25 / 50,278			
18-0213K	17,5 x 39,87 x 14,6 / 29 x 50,29 x 14,7	39,878 / 50,292			
18-0234K	25 x 52 x 37	52			
18-0235K	25 x 52 x 37	52			
18-0238K	25 x 52 x 37	52			
18-0239K	25 x 56 x 32	56			
18-0241K	25 x 52 x 37	52			
18-0242K	25 x 52 x 37	52			
18-0244K	25 x 56 x 32	56			
18-0245K	25 x 52 x 37	52			
18-0246K	25 x 52 x 37	52			
18-0259K	17,5 x 39,87 x 14,6 / 29 x 50,29 x 14,7	39,878 / 50,292			
18-0267K	17,5 x 39,87 x 14,6 / 27 x 50,29 x 14,7	39,866 / 50,278			
18-0270K	17,5 x 39,87 x 14,6 / 29 x 50,29 x 14,7	39,866 / 50,278			
18-0275K	29 x 50,29 x 17,5 / 29 x 50,29 x 17,5	50,278 / 50,278			
18-0276K	29 x 50,29 x 17,5 / 29 x 50,29 x 17,5	50,278 / 50,278			
18-0287K	29 x 50,29 x 17,5 / 29 x 50,29 x 17,5	50,278 / 50,278			
18-0289K	29 x 50,29 x 17,5 / 29 x 50,29 x 17,5	50,278 / 50,278			
18-0290K	29 x 50,29 x 17,5 / 29 x 50,29 x 17,5	50,278 / 50,278			
18-0292K	29 x 50,29 x 17,5 / 29 x 50,29 x 17,5	50,278 / 50,278			
18-0294K	29 x 50,29 x 17,5 / 29 x 50,29 x 17,5	50,278 / 50,278			
18-0301K	17,5 x 39,87 x 14,6 / 29 x 50,29 x 14,7	39,878 / 50,292			