

# FRENI E FRIZIONI IDRAULICI 2010

**BRAKE AND CLUTCH HYDRAULICS**

**BREMS-UND-KUPPLUNGSHYDRAULIK**

**HYDRAULIQUE DE FREINAGE ET D'EMBRAYAGE**

**FRENOS Y EMBRAGUES HIDRAULICOS**



**metelli**

MAKE - MODEL	PAGE	MAKE - MODEL	PAGE	MAKE - MODEL	PAGE
<b>ALFA ROMEO</b>		80 III (89, 89Q, 8A, B3) 8/86-7/92.....	16	5 II (E28) 6/81-6/90.....	46
145, 146 (930) 7/94-1/01.....	1	80 IV (8C, B4), Avant 9/91-1/96.....	16	5 III (E34) 1/88-9/95.....	47
147 (937) 1/01-.....	1	90 I (81, 85, B2) 10/84-3/87.....	17	5 III Touring (E34) 11/91-1/97.....	47
155 (167) 1/92-1/98.....	2	90 II (89, 89Q, 8A, B3) 4/87-9/91.....	17	5 IV (E39) 11/95-7/03.....	47
156 (932), Sportwagon 9/97-9/05.....	2	A2 (8Z0) 2/00-.....	17	5 IV Touring (E39) 11/95-7/03.....	48
159, SW (140) 9/05-.....	3	A3 I (8L1) 9/96-4/03.....	18	5 V (E60) 7/03-.....	49
164 (164/168) 6/87-9/98.....	4	A3 II (8P1), Sportback 5/03-.....	18	5 V Touring (E61) 7/03-.....	50
166 (936) 9/98-.....	4	A3 II Cabrio 4/08-.....	19	6 (E24) 4/76-9/90.....	51
1750-2000 3/68-12/83.....	5	A4 I (8D2, B5), Avant 1/95-9/01.....	19	6 (E63, E64), Cabrio 1/04-.....	51
33 I (905,A), Sportwagon 5/83-12/93.....	5	A4 II (8E2, B6), Avant 11/00-10/04.....	24	7 I (E23) 5/77-8/86.....	51
33 II (907A,B), Sportwagon 1/90-9/94.....	6	A4 II Cabrio (8H7) 4/02-.....	25	7 II (E32) 9/86-9/94.....	51
75 (162B) 1/85-9/92.....	7	A4 III (8EC), Avant 11/04-10/07.....	26	7 III (E38) 10/94-11/01.....	51
90 (162) 10/84-7/87.....	7	A6 I (4A, C4), Avant 6/94-2/97.....	27	M5 10/84-12/87.....	52
Alfasud (901) 6/72-12/84.....	8	A6 II (4B, C5), Avant 1/97-2/05.....	28	X3 (E83) 1/04-.....	52
Alfasud Sprint (902.A) 9/76-12/89.....	8	A6 II Allroad (4BH) 5/00-7/06.....	31	X5 (E53) 5/00-12/06.....	52
Alfetta (116) 1/74-1/86.....	8	A6 III (4F2), Avant 5/04-.....	31	Z1 6/88-6/91.....	52
Arna (920) 3/83-12/86.....	9	A6 III Allroad (4FH) 8/06-.....	32	Z3 (E36) 10/95-1/03.....	52
Brera (177) 1/06-.....	9	A8 I (4D2, 4D8) 3/94-9/02.....	32	Z4 I (E85, 86) 2/03-2/09.....	53
Giulia 6/64-12/78.....	9	Cabrio (8G7, B4) 5/91-8/00.....	33	Z8 (E36) 6/00-6/03.....	53
Giulietta (116) 10/77-12/85.....	9	Coupe I (81, 85) 7/80-10/88.....	33	<b>CESAB (Carelli Elevatori)</b>	
GT (937) 11/03-.....	10	Coupe II (89, 8B) 10/88-12/96.....	34	KD 20, 25..... 53	
GTV (116) 1/78-2/87.....	10	Fox 1/75-1/79.....	34	<b>CHEVROLET</b>	
GTV (916C) 6/95-.....	10	Quattro (85) 7/80-7/91.....	34	Aveo I 5/05-4/08..... 53	
Mito 8/08-.....	10	TT I (8N3,9), Roadster 10/98-8/06.....	34	Aveo II 4/08-..... 53	
Montreal 12/72-3/79.....	10	TT II (8J3,9), Roadster 9/06-.....	34	Kalos 3/05-..... 53	
RZ 1/92-12/94.....	10	<b>AUTOBIANCHI</b>		Lacetti 3/05-..... 54	
Spider (916S) 6/95-6/06.....	10	A111 8/69-11/72..... 34		Matiz 3/05-..... 54	
Spider (939) 1/06-.....	11	A112 10/69-12/85..... 34		<b>CHRYSLER</b>	
<b>ALFA ROMEO LCV</b>		Giardinetta..... 35		Voyager I (ES) 8/84-9/95..... 54	
AR 6 (280) 1/82-8/90..... 11		Y10 3/85-..... 35		Voyager II (GS) 1/95-3/01..... 54	
AR 8 (280) 4/78-12/89..... 11		Y10 (RES. 1992) 6/92-..... 35		Voyager III (RG) 2/00-..... 54	
AR 8 (280) Van 4/78-12/89..... 11		<b>BEDFORD</b>		<b>CHRYSLER (USA)</b>	
<b>AMERICAN MOTORS</b>		Brava..... 35		Laser..... 54	
Ambassador..... 11		CF Van..... 35		Le Baron..... 54	
American..... 12		CF2 Van..... 36		Le Baron GTS..... 54	
Amx..... 12		Chevanne 1/76-12/82..... 36		New Yorker..... 54	
Classic..... 12		Commer/Dodge..... 36		New Yorker Landau..... 54	
Concord..... 12		Dennis..... 36		Sebring..... 54	
Eagle - Sx4..... 12		HA Van..... 36		Town & Country..... 54	
Gremlin..... 12		Midi..... 36		Voyager..... 54	
Hornet..... 12		Midi Van 1/87-12/92..... 36		<b>CHRYSLER (USA) DODGE</b>	
Javelin..... 12		Pick-Up..... 37		400..... 55	
Kammback..... 12		Rascal 7/86-6/90..... 37		600..... 55	
Marlin..... 12		<b>BMW</b>		Aries..... 55	
Matador..... 12		02 (E10) 9/67-7/77..... 37		Caravan..... 55	
Pacer..... 12		1 (E81,87) 9/04-..... 37		Challenger..... 55	
Rambler..... 12		1 (E82) Coupé 9/07-..... 37		Colt..... 55	
Rebel..... 12		1 (E88) Cabrio 11/07-..... 37		Dart..... 55	
Rogue..... 12		2000 3.2 Coupe (E9) 10/65-3/76..... 37		Daytona..... 55	
Spirit..... 12		3 I (E21) 6/75-3/84..... 37		Dynasty..... 55	
<b>AUDI</b>		3 II (E30) 9/82-10/93..... 38		Lancer..... 55	
100 I (C1) 11/68-7/76..... 13		3 III (E36) 9/90-2/98..... 39		Mini Rma Van..... 55	
100 II (43, C2), Avant 6/76-7/83..... 13		3 III Cabrio, Coupe (E36) 3/92-4/99..... 40		Neon..... 55	
100 III (44, 44Q, C3), Avant 8/82-7/91..... 13		3 III Compact (E36) 3/94-8/00..... 40		Omni..... 55	
100 IV (4A, C4), Avant 12/90-6/94..... 13		3 III Touring (E36) 1/95-10/99..... 40		Shadow..... 55	
200 II (44, 44Q), Avant 8/83-12/91..... 14		3 IV (E46) 2/98-12/04..... 41		Spirit..... 55	
4000 10/78-9/87..... 14		3 IV (E46) 2/98-12/04..... 41		Vista..... 55	
50 (86) 8/74-7/78..... 14		3 IV Cabrio, Coupe (E46) 4/99-12/04..... 42			
5000 10/78-9/87..... 14		3 IV Compact (E46) 6/01-12/04..... 42			
60, Variant 10/68-9/73..... 14		3 IV Touring (E46) 10/99-12/04..... 43			
75, Variant 9/68-9/73..... 14		3 V (E90) 1/05-..... 43			
80 I (80, 82, B1) 5/72-8/78..... 14		3 V Cabrio (E93) 3/07-..... 44			
80 II (81, 85, B2) 8/78-12/86..... 15		3 V Coupé (E92) 9/06-..... 44			
		3 V Touring (E91) 1/05-..... 45			
		5 I (E12) 8/72-8/81..... 46			

MAKE - MODEL	PAGE	MAKE - MODEL	PAGE	MAKE - MODEL	PAGE
<b>CHRYSLER (USA) DODGE TRUCK</b>		Saxo (S0,S1) 5/96-.....	64	Materia 1/07-.....	80
AD100 - AD150.....	55	Visa 9/78-3/91.....	65	Move (L6, L9) 10/96-.....	80
B100-150-200-250-300-350-400.....	55	Xantia II (X2) 1/98-.....	66	Sirion (M1) 4/98-.....	80
D100-150-200-250-300-350-400-450.....	55	Xantia II (X2) Break 1/98-.....	66	Terios I (J1) 10/97-4/06.....	80
D50 - Ram 50.....	55	Xsara (N1/0), Coupe 4/97-.....	66	Terios II 5/06-.....	80
Dakota.....	55	Xsara (N2) Break 4/97-.....	68	Trevis 6/06-.....	80
Durago.....	56	Xsara Picasso (N68) 2/00-.....	69	YRV (M2) 2/01-.....	80
M300 - 400.....	56	ZX (N2) 3/91-6/97.....	70		
Plymouth Truck.....	56	ZX (N2) Break 3/91-6/97.....	72	<b>FIAT</b>	
Plymouth Truck Voyager.....	56	<b>CITROËN LCV</b>		1000er-Serie 7/53-3/69.....	80
Raider.....	56	2 CV Fourgonette 7/64-.....	72	124 7/66-7/75.....	81
Ram 1500 - 2500.....	56	Berlingo I Van 7/96-.....	72	124 Coupe 6/67-2/76.....	81
Rampage.....	56	C15 (VD) 10/84-.....	73	124 Spider 1/66-9/85.....	81
W100 - 150 - 200 - 250 - 300 - 350 - 400.....	56	C2 Van 9/03-.....	73	125 7/67-3/74.....	81
<b>CHRYSLER (USA) IHC TRUCK</b>		C25 (280, 290) 9/81-2/94.....	74	126 9/72-9/00.....	81
AD100 - AD150.....	56	C3 Van 2/03-.....	74	127 6/71-12/86.....	81
Scout - Scout II.....	56	C4 Van 1/04-.....	75	128 3/69-12/84.....	82
Serie 90.....	56	Dispach 1/94-12/00.....	75	131 10/74-12/84.....	82
Serie Metro.....	56	Jumper I (230) 3/94-4/02.....	75	132 4/72-12/82.....	83
<b>CHRYSLER (USA) JEEP</b>		Jumper II (244) 4/02-3/06.....	76	147 / Spazio 10/76-12/95.....	83
Cherokee.....	56	Jumpy I (U6U) 10/95-12/06.....	76	500 1/57-1/76.....	83
Comanche.....	56	Jumpy II 1/07-.....	76	500 II (150) 7/07-.....	84
Dispatcher.....	56	Nemo 2/08-.....	77	600 3/55-2/72.....	84
Grand Cherokee.....	56	Relay 1/95-.....	77	850 7/64-12/72.....	84
Jeepster Commando.....	56	Synergie 1/94-.....	77	900 T/E 1/78-1/86.....	84
Liberty.....	57	<b>DACIA</b>		Argenta (132A) 6/78-7/86.....	84
Serie CJ - Universal 4x4.....	57	Logan, SW 9/04-.....	77	Barchetta (183) 4/95-.....	85
Serie J10, J20.....	57	Sandero 6/08-.....	78	Brava, Bravo (182) 10/95-10/01.....	85
Serie YJ.....	57	<b>DAEWOO</b>		Bravo (198) 3/07-.....	86
Wagoneer - Grand Wagoneer.....	57	Cielo 2/95-.....	78	Cinquecento (170) 7/91-1/98.....	86
Wrangler.....	57	Espero (KLEJ) 10/91-9/99.....	78	Coupe (FA/175) 11/93-.....	86
<b>CHRYSLER (USA) PLYMOUTH</b>		Kalos (KLAS) 9/02-.....	78	Croma (154) 12/85-12/96.....	86
1 Ton - 3/4 Ton.....	57	Lacetti (KLAN) 2/04-.....	78	Croma (194) 5/05-.....	87
Acclaim.....	57	Lanos (KLAT) 5/97-.....	78	Doblò (223) 3/01-4/05.....	87
Arrow.....	57	Matiz (KLYA) 9/98-.....	78	Doblò Restyling (119) 5/05-.....	88
Caravelle.....	57	Nexia (KLETN) 2/95-8/97.....	79	Duna (146 B), Weekend 1/87-12/91.....	88
Champ.....	57	Nubira (KLAJ), SW 5/97-.....	79	Grande Punto IV (199) 9/05-.....	88
Horizon - TC3.....	57	Tico (KLY3) 2/95-.....	79	Idea (135) 1/04-.....	89
Neon.....	57	<b>DAEWOO LCV</b>		Linea 6/07-.....	89
Reliant K.....	57	Matiz Van 1/98-.....	79	Marea (185) 9/96-.....	89
Sundance - Shelby Sundance.....	57	<b>DAF</b>		Marea (185) Weekend 9/96-.....	91
Valiant - Scamp.....	57	33 7/67-9/74.....	79	Multipla (186) 4/99-.....	91
<b>CITROËN</b>		66 10/72-9/75.....	79	Palio Weekend (178DX) 4/96-.....	92
2 CV 3/63-.....	57	Pilot.....	79	Palio/Siena (178BX) 4/96-.....	92
Ami 1/63-12/77.....	58	Serie 200 (20 Q - 25,5 Q).....	79	Panda I (141A) 10/80-7/04.....	92
Ax (ZA) 7/84-12/98.....	58	Serie 400 Van.....	79	Panda II (169) 9/03-.....	93
Berlingo I (MF) 7/96-.....	59	<b>DAIHATSU</b>		Punto I (176,C), Cabrio 9/93-9/99.....	94
C1 6/05-.....	60	Charade III (G100, 101, 102) 3/87-1/93.....	79	Punto II (188) 9/99-7/03.....	94
C2 9/03-.....	60	Charade IV (G200, G202) 1/93-4/01.....	79	Punto III (188) 10/01-9/05.....	95
C3 2/02-.....	61	Charmant (A) 11/81-7/87.....	80	Regata (138) 9/83-12/90.....	95
C3 Pluriel 5/03-.....	62	Copen 9/03-.....	80	Regata Weekend 1/84-12/90.....	96
C4, Coupe 11/04-.....	62	Cuore IV (L501) 1/95-11/96.....	80	Ritmo I (138A) 1/78-12/87.....	97
C5 I, Break 3/01-9/04.....	63	Cuore V (L5) 11/96-10/98.....	80	Ritmo II (138A) 10/82-12/88.....	97
C5 II, Break 9/04-3/08.....	63	Cuore VI 10/98-5/03.....	80	Sedici (189) 1/06-.....	98
C8 7/02-.....	63	Cuore VII 5/03-9/07.....	80	Seicento (187) 1/98-.....	98
Dyane 8/67-10/84.....	63	Cuore VIII 10/07-.....	80	Stilo (192), Multi Wagon 10/01-.....	98
Evasion (22,U6) 6/94-7/02.....	63	<b>FIAT LCV</b>		Tempra (159) 3/90-8/96.....	98
LN 9/76-7/79.....	64	238-Serie 9/66-6/82.....	104	Tempra (159) SW 3/90-8/96.....	99
LNA 11/76-10/86.....	64	241-Serie 1/67-.....	104	Tipo (160) 7/87-8/96.....	100
Mehari 5/68-10/87.....	64	242-Serie Van 10/75-7/82.....	104	Ulysse I (220) 6/94-8/02.....	101
		Cinquecento Van 1/92-.....	105	Ulysse II (179AX) 8/02-.....	102
				Uno (146A/E) 1/83-.....	102
				X 1/9 (128 AS) 5/73-12/89.....	104

MAKE - MODEL	PAGE	MAKE - MODEL	PAGE	MAKE - MODEL	PAGE
Doblò Cargo (223) 3/01-.....	105	Granada II (GU), SW 8/77-8/85.....	124	Taurus.....	137
Ducato I (280) 1/82-8/90.....	105	Ka I (RB) 9/96-11/08.....	124	Tempo.....	137
Ducato II (290) 3/89-3/94.....	106	Ka II 12/08-.....	124	Thunderbird.....	137
Ducato III (230) 3/94-4/02.....	107	Laser 1/86-.....	124	Torino - Gran Torino.....	137
Ducato IV (244, Z) 4/02-1/06.....	108	Maverick I 2/93-4/98.....	124	Windstar.....	137
Ducato V (250,251) 2/06-.....	108	Meteor 1/86-.....	125	<b>FORD USA LINCOLN</b>	
Fiorino I (127) 10/77-12/87.....	109	Mondeo I (GBP), SW 2/93-8/96.....	125	Continental.....	137
Fiorino II (147) 1/86-12/93.....	109	Mondeo II (BAP), SW 9/96-11/00.....	125	Mark III, IV, V, VI, VII, VIII.....	137
Fiorino III (146) 1/93-12/06.....	109	Mondeo III (B5Y), SW 11/00-4/07.....	125	Town Car.....	137
Fiorino IV (225) 1/07-.....	109	Mondeo IV, SW 5/07-.....	126	<b>FORD USA MERCURY</b>	
Fiorino Qubo IV (300) 1/08-.....	109	Mystique 2/96-.....	126	Capri.....	137
Grande Punto Van (299) 9/05-.....	110	Orion I (AFD) 7/83-3/86.....	126	Comet - Cyclone.....	137
Idea Van 1/04-.....	110	Orion II (AFF) 12/85-7/90.....	126	Cougar.....	138
Marengo 1/83-.....	110	Orion III (GAL) 7/90-12/93.....	127	Linx.....	138
Multipla Van 4/99-.....	110	Puma (EC) 3/97-.....	127	LN7.....	138
Panda Van I (141A) 1/86-8/98.....	110	Sierra I, SW 8/82-12/86.....	128	Marquis.....	138
Panda Van II (271) 9/03-.....	110	Sierra II, SW 1/87-2/93.....	128	Merkur Xr4 Ti.....	138
Punto Van I (176L) 4/96-2/00.....	111	Street Ka 5/03-.....	129	Monarch.....	138
Punto Van II (188AX) 2/00-.....	111	Taurus 17M 8/57-4/74.....	129	Montego.....	138
Scudo I (220L) 2/96-12/06.....	111	Taurus 20M 11/64-4/74.....	129	Sable.....	138
Scudo II (272) 1/07-.....	112	Taurus 20M XI 7/67-4/74.....	129	Topaz.....	138
Seicento Van 1/98-.....	112	Taurus 26M XI 10/69-4/74.....	129	Tracer.....	138
Strada I (178E) 6/99-1/05.....	112	Taurus I (GBFK) 1/70-2/76.....	129	Villanger.....	138
Strada II (178EXG) 2/05-.....	112	Taurus II (GBTS,GBFS,CBTS) 5/75-7/79.....	129	XR7.....	138
Talento (290) 3/89-3/94.....	112	Taurus III 80 (GBS, GBNS) 7/79-7/82.....	129	Zephyr.....	138
Uno Van 1/83-10/95.....	112	<b>FORD LCV</b>		<b>FORD USA TRUCK</b>	
<b>FORD AUSTRALIA</b>		Anglia 1/65-1/67.....	129	1 Ton.....	138
Cortina (TD, TE, TF).....	113	Cortina 1/82-1/88.....	130	3/4 Ton.....	138
Fairlane/ Ltd (ZA,ZB,ZC,ZD).....	113	Escort I Van 1/68-1/73.....	130	Aerostar Van.....	139
Falcon (XA,XR,XT,XW,XY).....	113	Escort II Van 1/73-1/81.....	130	Bronco I.....	139
Falcon (XB).....	113	Escort III Van (AVA) 3/81-2/86.....	130	Bronco II.....	139
<b>FORD BRASILE</b>		Escort IV Van (AVF) 2/86-7/90.....	130	E150.....	139
Festiva.....	113	Escort V Van (AVL) 7/90-12/94.....	130	E250.....	139
<b>FORD EUROPE</b>		Escort VI Van (AVL) 1/95-.....	130	Explorer.....	139
Anglia 1/59-1/67.....	113	Fiesta I Van 5/76-8/83.....	131	F 100 - 150 - 200.....	139
Capri I (ECJ) 12/68-2/74.....	113	Fiesta II Van 3/83-2/89.....	131	F 250.....	139
Capri II (GECP) 2/74-12/77.....	113	Fiesta III Van 3/89-7/95.....	131	Ranchero.....	139
Capri III (GECP) 1/78-4/87.....	113	Fiesta IV Van 8/95-8/02.....	131	Ranger.....	139
C-Max 2/07-.....	114	Fiesta V Van 11/01-4/08.....	131	Serie E.....	139
Consul (GGCL,FL,NL) 1/72-12/75.....	114	G2 Courier 1/86-.....	131	Serie P.....	139
Cortina 10/62-3/72.....	114	P 100 II 10/87-.....	131	<b>FSO POLSKY</b>	
Cougar (EC) 8/98-12/01.....	114	Serie A 1/73-1/83.....	131	125P, SW 10/67-8/92.....	139
Escort I (AFH,ATH) 1/68-2/76.....	114	Thames 1/61-1/65.....	131	126P 7/72-9/00.....	140
Escort II (ATH) 3/73-7/81.....	114	Tourneo (EBS) 1/94-1/97.....	132	127P 10/69-10/76.....	140
Escort III (GAA) 9/80-7/86.....	115	Tourneo Connect 9/02-.....	132	132P 1/74-9/78.....	140
Escort IV (GAF,AWF,ABFT) 10/85-10/90..	116	Transit Connect 9/02-.....	132	Polonez I 10/77-12/91.....	140
Escort V (GAL) 7/90-12/92.....	116	Transit I 4/55-4/67.....	132	<b>GENERAL MOTORS (USA) BUICK</b>	
Escort VI (GAL) 9/92-1/95.....	117	Transit II 1/65-9/78.....	132	Buick.....	140
Escort VII (GAL,AAL,ABL) 1/95-8/00.....	117	Transit III (V) 11/77-10/86.....	133	Century.....	140
Escort VIII (AAL,ABL) 10/98-7/00.....	118	Transit IV (T) 11/85-9/92.....	134	Electra.....	140
Fiesta I 5/76-8/83.....	118	Transit V (E1) 1/91-9/94.....	135	Estate Wagon.....	140
Fiesta II (FBD) 9/83-11/89.....	118	Transit VI (E2) 7/94-6/00.....	135	Gransport.....	140
Fiesta III (GFJ) 1/89-12/95.....	118	Transit VII (FA, FD, FM) 1/00-3/06.....	135	Le Sabre.....	140
Fiesta IV (JA, JB) 8/95-1/02.....	119	Transit VIII 7/06-.....	136	Park Avenue.....	141
Fiesta V (JH) 11/01-9/08.....	120	<b>FORD USA</b>		Regal.....	141
Fiesta VI 10/08-.....	120	Cougar.....	136	Riviera.....	141
Focus C-Max 10/03-.....	120	Custom.....	136	Saturn L.....	141
Focus I, SW 10/98-10/04.....	121	Elite.....	136	Skyhawk I.....	141
Focus II 11/04-3/08.....	122	Escort, SW.....	136	Skyhawk II.....	141
Focus II Cabrio 10/06-3/08.....	122	Fairlane.....	136		
Focus II SW 11/04-3/08.....	122	Falcon.....	136		
Fusion (JU) 8/02-.....	122	Granada.....	136		
Galaxy I (VX, WGR, VY) 3/95-8/06.....	123	LTD.....	137		
Granada I (GGTL,FL), SW 1/72-8/77.....	123	Maverick.....	137		
		Mustang I - II.....	137		
		Probe I 8/88-7/93.....	137		
		Probe II (ECP) 10/93-3/98.....	137		

MAKE - MODEL	PAGE	MAKE - MODEL	PAGE	MAKE - MODEL	PAGE					
Skyhawk III .....	141	<b>GENERAL MOTORS (USA) GEO</b>	Metro..... 144 Prizm..... 144 Spectrum ..... 144 Storm ..... 144 Tracker..... 144	Trans Sport Van.....	147					
Skylark .....	141			Ventura I-II 1/71-12/77.....	147					
Somerset I .....	141			<b>GOGGOMOBIL</b>	Coupe .....	147				
Somerset II .....	141				Dart .....	148				
Special .....	141				Limousine .....	148				
<b>GENERAL MOTORS (USA) CADILLAC</b>	Calais..... 141 Cimarron I..... 141 Cimarron II..... 141 Commercial Chassis..... 141 Deville - Concours ..... 141 Eldorado ..... 141 Fleetwood ..... 141 Seville ..... 141	<b>GENERAL MOTORS (USA) GMC TRUCK</b>	C10, 15, K10 Suburban ..... 144 C20 Suburban..... 144 C20, 25 Pick-Up..... 144 Caballero ..... 144 G10/15 Van..... 145 G20/25 ..... 145 G30, 35 ..... 145 G35 ..... 145 Jimmy ..... 145 Jimmy S15 ..... 145 Jimmy T15 ..... 145 K10, 15 Pick-Up..... 145 LLV Postal Vehicle..... 145 Range 10 ..... 145 Range 20 ..... 145 Range 30 ..... 145 Safari Mini Van ..... 145 Safari Van ..... 145 V20 Suburban..... 145 V25 ..... 145 Yukon..... 145		Pick-Up .....	148				
							<b>GENERAL MOTORS (USA) CADILLAC TRUCK</b>	Escalade..... 142	<b>HONDA</b>	Acclaim .....
				Accord I (SJ, SY, SM, SV, SZ) 1/78-9/83.						148
				Accord II (AC, AD) 9/83-10/85.....						148
				Accord III (CA4, CA5), Aerod. 11/85-12/89						148
Accord IV (CB3, CB7) 1/90-12/93.....	148									
<b>GENERAL MOTORS (USA) CHEVROLET</b>	Astro Mini Van ..... 142 Astro Van ..... 142 Bel Air - Biscayne - Caprice - Impala..... 142 Beretta..... 142 Berlinetta..... 142 Blazer C, K, V ..... 142 Blazer S10 ..... 142 Blazer T10 ..... 142 Cadett ..... 142 Camaro ..... 142 Caprice ..... 142 Cavalier I..... 142 Cavalier II..... 142 Cavalier III..... 142 Celebrity..... 142 Chevelle ..... 143 Chevette ..... 143 Chevrolet ..... 143 Citation..... 143 Corsica I..... 143 Corsica II..... 143 Corsica III..... 143 Councours ..... 143 El Camino ..... 143 Iroc - Z28 ..... 143 Jimmy ..... 143 Jimmy S15 ..... 143 Jimmy T15 ..... 143 K10, 15 Pick-Up..... 143 LLV Postal Vehicle..... 143 Lumina ..... 143 Lumina Van..... 143 Malibu ..... 143 Monte Carlo ..... 143 Nova ..... 144 Nova S ..... 144 Nova X ..... 144 Pick-Up ..... 144 Range 10 ..... 144 Range 20 ..... 144 Range 30 ..... 144 San Remo..... 144 Sonoma ..... 144 Sprint ..... 144 Tahoe..... 144 Traker ..... 144	<b>GENERAL MOTORS (USA) OLDSMOBILE</b>	442..... 145 88..... 145 88, 98 Custom, Delta, Regency, Royale..... 145 Achieva ..... 145 Bravada ..... 146 Calais I..... 146 Calais II..... 146 Calais III..... 146 Ciera - Cutlass ..... 146 Cutlass Supreme ..... 146 F85..... 146 Firenza II..... 146 Omega ..... 146 Silhouette Van ..... 146 Toronado - Trofeo..... 146 Vista Cruiser - Cutlass Cruiser ..... 146	Accord V (CC7) 3/93-2/98.....	149					
				Accord VI (CE, CF) 2/96-10/98.....	149					
				Accord VII (CG) 2/98-1/03.....	149					
				Acty Tn 8/78-6/86.....	149					
				Ballade 1/81-1/92.....	149					
<b>GENERAL MOTORS (USA) PONTIAC</b>	6000 9/91-..... 146 6000 - STE 9/86-..... 146 Bonneville ..... 146 Firebird II..... 147 Firebird Trans Am..... 147 Firefly I..... 147 Firefly II ..... 147 Grand Am I ..... 147 Grand Prix..... 147 J2000 - Sunbird - Sunfire I..... 147 J2000 - Sunbird - Sunfire II..... 147 Lemans ..... 147 Parisienne..... 147 Phoenix ..... 147 Sunbird ..... 147 T1000 1/93-3/97 ..... 147 Tempest 7/89-3/97..... 147	<b>HONDA USA</b>	Civic..... 153	<b>HYUNDAI</b>	Accent I (X-3) 10/94-1/00.....	153				
					Accent II (LC) 1/00-6/06.....	153				
					Atos (MX) 2/98-.....	154				
					Atos Prime (MX) 8/99-.....	154				
					Coupe I (RD) 8/96-4/02.....	154				
<b>GENERAL MOTORS (USA) CADILLAC</b>	442..... 145 88..... 145 88, 98 Custom, Delta, Regency, Royale..... 145 Achieva ..... 145 Bravada ..... 146 Calais I..... 146 Calais II..... 146 Calais III..... 146 Ciera - Cutlass ..... 146 Cutlass Supreme ..... 146 F85..... 146 Firenza II..... 146 Omega ..... 146 Silhouette Van ..... 146 Toronado - Trofeo..... 146 Vista Cruiser - Cutlass Cruiser ..... 146	<b>HONDA USA</b>	Civic..... 153	<b>HYUNDAI</b>	Elantra (XD) 6/00-.....	154				
					Excel I 1/86-1/90.....	154				
					Excel II 1/90-5/96.....	154				
					Getz (TB) 9/02-.....	155				
					Lantra 1/86-6/90.....	155				
<b>GENERAL MOTORS (USA) CHEVROLET</b>	6000 9/91-..... 146 6000 - STE 9/86-..... 146 Bonneville ..... 146 Firebird II..... 147 Firebird Trans Am..... 147 Firefly I..... 147 Firefly II ..... 147 Grand Am I ..... 147 Grand Prix..... 147 J2000 - Sunbird - Sunfire I..... 147 J2000 - Sunbird - Sunfire II..... 147 Lemans ..... 147 Parisienne..... 147 Phoenix ..... 147 Sunbird ..... 147 T1000 1/93-3/97 ..... 147 Tempest 7/89-3/97..... 147	<b>HONDA USA</b>	Civic..... 153	<b>HYUNDAI</b>	Lantra I (J-1) 10/90-11/95.....	155				
					Lantra II (J-2), SW 11/95-9/00.....	155				
					Matrix (FC) 6/01-.....	155				
					Pony I 6/74-9/89.....	156				

MAKE - MODEL	PAGE	MAKE - MODEL	PAGE	MAKE - MODEL	PAGE
Pony II (X-2) 10/89-1/95 .....	156	645 1/60-12/73.....	163	Nadeschda (2120) 12/97-.....	175
S Coupe (SLC) 2/90-5/96 .....	156	65 1/70-12/91.....	164	Natasha (2120) .....	175
Santa Fé I (SM) 2/01-2/06 .....	156	650 1/60-12/73.....	164	Niva I (2121) 12/76-.....	175
Sonata I (Y-2) 9/88-10/93 .....	156	653.....	164	Nova (2105, 2108, 2109) 5/81-.....	176
Sonata II (Y-3) 5/93-6/98 .....	157	655 1/66-12/71.....	164	Riva.....	176
Starex (H1) 6/97-.....	157	662 1/60-12/71.....	164	Sagona .....	177
Stellar 10/83-12/91 .....	157	672 1/69-.....	165	Samara, Forma (2108, 2109) 1/88-.....	177
Terracan (HP) 12/01-.....	157	673 1/69-.....	165	Shiguli (2107) 1/70-.....	177
Trajat (FO) 3/00-.....	157	684 1/70-.....	165		
		691 1/69-.....	165	<b>LANCIA</b>	
<b>HYUNDAI LCV</b>		697 1/70-.....	165	Beta (828B) 8/73-7/82 .....	177
H-1 Van, Starex 10/97-.....	157	70 1/70-12/92.....	165	Beta Coupe (828BC) 4/76-12/84 .....	177
H100 Bus (P) 7/93-3/00 .....	157	75 1/70-.....	165	Beta H.P.E. (828BF) 5/76-9/84.....	177
		79 1/83-12/91.....	165	Beta Monte Carlo (137AS, BS) 7/80-5/81..	177
<b>INNOCENTI</b>		80 1/70-.....	166	Dedra (835) 4/89-7/99 .....	178
Elba (146) 8/91-.....	158	90 1/70-.....	166	Delta I (831AB0) 9/79-1/94 .....	178
Mille 1/94-.....	158	95 1/83-12/91.....	166	Delta II (836) 6/93-8/99.....	178
Mini I 1/69-1/77 .....	158	A 55.10 .....	166	Delta III 7/08-.....	179
Mini II 1/77-10/85.....	158	A 70.14 Z .....	166	Gamma, Coupe 8/81-12/84 .....	179
Mini III 10/85-10/91 .....	158	Autobus.....	166	Kappa (838A,B), SW 8/94-10/01 .....	179
Small 1/87-.....	159	Cerbiatto .....	167	Lybra (839AX,BX), SW 7/99-.....	179
Spider .....	159	Daily - Grinta 1/79-12/90.....	167	Musa (184) 10/04-.....	180
		Daily I 1/91-1/99.....	168	Phedra (179) 9/02-.....	180
<b>ISUZU</b>		Daily II 2/99-4/06 .....	168	Prisma (831AB0) 12/82-2/92 .....	180
Amigo 1/89-.....	159	Daily III 5/06-.....	168	Thema (834) 11/84-4/97 .....	181
Faster 1/81-12/87 .....	159	Daino .....	168	Trevi (828DB) 5/80-1/87 .....	181
Gemini I (JT) 1/82-.....	159	EuroCargo 1/91-.....	169	Y (840A) 11/95-10/03 .....	181
Hombre .....	159	EuroStar 1/93-12/02 .....	170	Y10 (156) 3/85-12/95.....	182
Mark I 1/82-12/91.....	159	EuroTech MH 1/98-.....	170	Ypsilon (101) 10/03-.....	182
Pick-Up (TFR-TFS).....	159	EuroTech MP 1/92-.....	170	Zeta (220) 5/95-9/02 .....	183
Rodeo 1/88-.....	159	EuroTrakker 1/93-12/04.....	170		
Serie KB II 7/04-.....	159	Leoncino 1/55-12/60 .....	171	<b>LAND ROVER</b>	
Serie TF .....	159	Lupetto 1/60-.....	171	109 9/63-12/86.....	183
Stylus 1/89-12/93.....	159	Orsetto 1/65-.....	172	110 9/83-7/90.....	183
Trooper I (UBS) 1/83-12/91 .....	159	Stralis 1/02-.....	172	88 9/63-12/86.....	184
Trooper I Soft Top (UBS) 1/83-12/91.....	159	Tigrotto 1/65-.....	172	90 9/83-7/90.....	184
WFR 11 - 12 - 53 - 62 .....	160	Turbostar 7/84-12/93 .....	173	Defender I (LD) 110 9/90-.....	184
		Z 230 T .....	173	Defender I (LD) 130 9/90-.....	184
				Defender I (LD) 90 9/90-4/07.....	184
		<b>JAGUAR</b>		Freelander I (LN) 2/98-2/06 .....	184
		Double Six & Sovereign 1/76-1/84.....	173		
		XJ I 9/68-9/86 .....	173	<b>LDV (Leyland-Daf-Van)</b>	
		X-Type (CF1) 6/01-.....	173	Convoy (13 - 75 Q) .....	184
				Convoy (15 - 16 Q) .....	184
		<b>JEEP</b>			
100 1/73-.....	160	Cherokee I (XJ) 10/84-8/01 .....	173	<b>LOTUS</b>	
109 1/83-12/91.....	160	Wrangler II (TJ) 8/96-4/07.....	173	Europa I 10/66-4/76.....	185
110 1/73-.....	160			Europa II 8/76-1/83 .....	185
115 .....	160	<b>KIA</b>			
120 1/75-.....	160	Carens I 11/00-7/02 .....	173	<b>MARCOS</b>	
130 1/74-.....	160	Carnival I 8/99-10/01 .....	173	1800 1/64-12/70.....	185
135 .....	161	Carnival II 10/01-5/06 .....	173		
140 1/75-.....	161	Picanto I (BC) 4/04-4/08 .....	173	<b>MATRA</b>	
145 1/87-.....	161	Pride (DA) 1/90-.....	173	Ranch .....	185
150 1/75-.....	161	Rio I, SW (DC) 8/00-2/05.....	173		
159 1/70-.....	161	Sephia, Timor (FA) 9/93-.....	174	<b>MAZDA</b>	
170 1/75-.....	161	Shuma (FB) 3/96-.....	174	1000 1/75-1/77.....	185
175 .....	161	Sorento (JC) 8/02-.....	174	121 I (DA) 10/87-10/90 .....	185
180 1/74-.....	161	Sportage I (FM) 4/94-8/04 .....	174	121 II (DB) 11/90-3/96 .....	185
190 1/75-.....	161				
220 1/77-.....	161	<b>LADA</b>			
240 1/69-.....	161	110 1/95-.....	174		
300 1/74-.....	161	111 1/95-.....	174		
40/35 1/66-12/71.....	161	112 1/95-.....	174		
50 1/66-12/86.....	161	1200-1600 1/70-1/87 .....	174		
55 1/70-.....	162	Kalina (1117, 1118, 1119) 10/04-.....	175		
60 1/79-12/91.....	162				
615 1/51-12/58.....	162				
616 1/65-12/71.....	163				
619 1/70-.....	163				
625 1/71-.....	163				
643 1/63-12/71.....	163				

MAKE - MODEL	PAGE	MAKE - MODEL	PAGE	MAKE - MODEL	PAGE	
121 III (JASM, JBSM) 3/96-.....	185	Classe M I (W163) 2/98-6/05.....	200	Colt VI (CZ) 6/04-2/09.....	214	
1300 1/75-1/77.....	185	Classe S I (W108,W109) 1/66-8/72.....	200	Cordia (A21A) 10/82-12/86.....	214	
2 I (DY) 4/03-7/07.....	185	Classe S II (W116) 8/72-7/80.....	200	Galant I (A12) 1/69-12/82.....	214	
3 I (BK) 10/03-4/09.....	185	Classe S III (W126) 10/79-6/91.....	200	Galant II (A16/V), SW 9/80-5/84.....	214	
323 I (FA), SW 1/77-5/86.....	186	Classe S III Coupe (C126) 10/81-6/91.....	201	Galant III (E1A) 6/84-12/87.....	214	
323 II (BD) 9/80-10/89.....	186	Classe S IV (W140) 2/91-10/98.....	201	Galant IV (E3A) 11/87-10/92.....	214	
323 III (BF) 8/85-10/95.....	186	Classe V (638/2) 9/96-.....	201	L200 II (KT) 11/86-8/96.....	214	
323 IV (BG) 6/89-10/94.....	187	CLC 6/08-.....	201	L200 III 6/96-5/06.....	215	
323 V (BA) 8/94-9/98.....	187	CLK I (C208) 6/97-6/02.....	202	Lancer (A7) 1/74-9/79.....	215	
323 VI (BJ) 9/98-.....	187	CLK I Cabrio (A208) 3/98-5/02.....	202	Lancer I (A17) / Mirage 9/69-2/83.....	215	
5 (CR19) 3/05-.....	187	CLK II (C209) 6/02-.....	202	Lancer II F (A17)/ Mirage 3/83-1/84.....	215	
6 I (GG,GY), SW 6/02-7/07.....	187	CLK II Cabrio (A209) 2/03-.....	202	Lancer III (C1A, C6A)/ Mirage 11/83-6/92..	215	
616 6/73-2/78.....	187	CLS (C219) 10/04-.....	203	Lancer III (C1V, C3V) SW/Mirage 1/84-6/92	215	
626 I (CB) 5/79-5/82.....	187	Coupe I (W111) 1/61-12/71.....	203	Lancer IV (C6A, C7A)/ Mirage 4/88-5/94...	215	
626 II (GC) 11/82-9/87.....	187	Coupe II (C123) 3/77-12/85.....	203	Lancer V (CB/DA)/ Mirage 6/92-11/95.....	215	
626 III (GD,GV), SW 6/87-9/97.....	187	Coupe III (C124) 3/87-3/89.....	203	Lancer V (CB/DA)/ Mirage SW 6/92-11/95	215	
626 IV (GE), Cronos 1/92-4/97.....	188	Coupe IV (C124) 3/89-5/93.....	203	Lancer VI (CK/PA) 12/95-12/07.....	216	
626 V (GF,GW), SW 5/97-.....	188	SL I (R107) 5/71-8/89.....	203	Montero 1/82-1/91.....	216	
808 1/74-10/78.....	188	SL I Coupe (C107) 1/72-9/81.....	204	Pajero I (L04G, L14G) 12/82-12/91.....	216	
818 SW 1/74-10/78.....	188	SL II (R129) 3/89-10/01.....	204	Precis 1/83-1/94.....	216	
929 I (LA) 5/79-7/86.....	188	SLK I (R170) 9/96-2/04.....	204	Sapporo I (A12) 4/78-7/80.....	216	
Demio (DW) 8/98-.....	188	SLK II (R171) 3/04-.....	204	Sapporo II (A16A) 8/80-9/84.....	216	
GLC 1/77-1/86.....	188	T-Model I (W123) 1/76-12/85.....	204	Shogun 1/83-1/87.....	216	
Mizer 1/77-1/86.....	188	T-Model I SW (S123) 9/77-12/85.....	205	Sigma I 1/78-1/81.....	216	
Montrose 1/79-1/81.....	188	T-Model II (W124) 12/84-6/93.....	206	Space Gear (PA/B/DV/W) 5/95-.....	216	
MPV I (LV) 3/95-9/99.....	188	T-Model II SW (S124) 9/85-9/89.....	207	Space Runner I (N1W, N2W) 10/91-8/99..	216	
MX-3 (EC) 7/91-.....	188	T-Model II SW (S124) 9/89-6/93.....	207	Space Star (DG0) 6/98-.....	217	
MX-6 (GE6) 2/92-12/97.....	188	Vaneo (W414) 2/02-.....	208	Space Wagon I (DOV/W) 1/83-4/91.....	217	
Navajo 1/91-1/94.....	188	Viano (W639) 9/03-.....	208	Space Wagon II (N3W, N4W) 10/91-10/98	217	
Premacy (CP) 7/99-.....	188	<b>MERCEDES BENZ LCV</b>			Tredia (A21) 9/82-10/87.....	217
Protege 1/90-1/92.....	188	200-300 (BM460) 2/79-.....	209	Vista 1/85-1/91.....	217	
RX 2 1/70-1/76.....	189	Bus (BM309/310) 1/69-.....	209	<b>MITSUBISHI LCV</b>		
RX 3 1/74-1/76.....	189	MB100 (631) 2/88-12/94.....	209	L300 I (L03P/G, L02P) 5/78-2/87.....	217	
RX 4 1/73-1/78.....	189	Sprinter I 2-T (901, 902) 2/95-5/06.....	209	L300 II (P0W, P1W, P2W) 11/86-4/94.....	217	
RX 7 I (SA) 5/79-3/86.....	189	Sprinter I 3-T (903) 2/95-5/06.....	209	<b>NISSAN</b>		
<b>MAZDA LCV</b>		Sprinter I 4-T (904) 2/96-5/06.....	210	100 NX (B13) 3/90-10/94.....	218	
B-Serie I (PE) 2/77-1/82.....	189	Sprinter I 6-T (905) 4/01-5/06.....	210	200 (S30) 8/76-6/78.....	218	
B-Serie I Rotary 1/71-2/77.....	189	Sprinter II 3-T (906) 6/06-.....	210	200 SX (S11) 1/77-12/84.....	218	
B-Serie III (UF) 1/85-6/99.....	189	Sprinter II 3,5-T (906) 6/06-.....	210	Almera I (N15) 9/95-7/00.....	218	
E-Serie II 5/84-.....	189	Trasporter (BM309) 1/68-.....	210	Almera II (N16) 7/00-.....	218	
<b>MERCEDES BENZ</b>		Trasporter (BM310) 1/68-.....	211	Almera Tino (V10) 8/00-.....	218	
114 (W114) 1/68-11/76.....	189	Trasporter (BM313) 1/77-.....	211	Avia 1/80-.....	218	
114 Coupe (W114) 4/69-2/77.....	190	Trasporter (BM601) 5/77-1/95.....	211	Axxess 1/89-1/91.....	218	
115 (W115) 1/68-1/77.....	190	Trasporter (BM602) 5/77-1/95.....	211	Bluebird (510) 1/68-12/73.....	219	
190 II (W201) 10/82-8/93.....	190	Trasporter (BM605) 1/73-4/77.....	211	Bluebird (610) 7/74-11/79.....	219	
Classe A (W168) 7/97-8/04.....	191	Trasporter (BM606) 1/77-4/77.....	211	Bluebird (710) 7/74-1/77.....	219	
Classe A (W169) 9/04-.....	191	Trasporter (BM607) 1/72-12/73.....	211	Bluebird (810) 1/76-1/83.....	219	
Classe B (W245) 3/05-.....	192	Trasporter (BM608) 1/72-.....	211	Bluebird (910) 1/80-5/84.....	219	
Classe C I (W202) 3/93-5/00.....	192	Trasporter (BM611) 6/73-1/95.....	211	Bluebird (T72, T12) 12/85-6/91.....	219	
Classe C I SW (S202) 6/96-3/01.....	193	Vito I (638) 3/97-8/03.....	212	Bluebird (U11) 11/83-12/90.....	219	
Classe C II (W203) 5/00-12/06.....	193	Vito II (639) 9/03-.....	212	Cherry I (F10-F11) 1/76-10/78.....	219	
Classe C II SportCoupe (CL203) 3/01-12/06	194	<b>MINI</b>			Cherry II (N10) 8/78-12/83.....	219
Classe C II SW (S203) 3/01-12/06.....	194	Mini Cabrio 7/04-.....	212	Cherry III (N12) 5/82-12/86.....	219	
Classe C III (W204) 1/07-.....	195	Mini I 6/01-10/06.....	212	Datsun 120 (C120, 20).....	220	
Classe C III SW (S204) 1/08-.....	195	Mini II 11/06-.....	213	E20 1/83-.....	220	
Classe E I (W124) 6/93-6/95.....	195	Mini II SW/Clubman 11/07-.....	213	Ebro 1/76-.....	220	
Classe E I Cabrio (A124) 6/93-3/98.....	196	<b>MITSUBISHI</b>			L 35 / L 45 1/82-.....	220
Classe E I Coupe (C124) 6/93-6/97.....	196	Carisma (DA) 7/95-.....	213	Laurel (HLC230) 3/72-5/83.....	220	
Classe E I SW (S124) 6/93-6/96.....	196	Celeste (A7) 10/75-6/81.....	213	Laurel (JC31) 1/81-12/85.....	220	
Classe E II (W210) 6/95-3/02.....	197	Colt I (A15A)/ Champ 12/69-1/84.....	213	Laurel (JC32) 1/85-12/89.....	220	
Classe E II SW (S210) 6/96-3/03.....	198	Colt II (C1A)/ Champ 2/84-4/88.....	213	Maxima (J2) 1/80-1/84.....	220	
Classe E III (W211) 3/02-2/09.....	199	Colt III (C5A) 4/88-5/92.....	213	Maxima (J30) 10/88-6/94.....	220	
Classe E III SW (S211) 3/03-2/09.....	199	Colt IV (CAA) 4/92-4/96.....	214	Micra I (K10) 12/82-7/92.....	220	
Classe G (W460) 3/79-7/93.....	199	Colt V (CJA) 11/95-6/04.....	214	Micra II (K11) 8/92-2/03.....	220	
Classe G (W461) 2/90-.....	199			Micra III (K12) 1/03-.....	220	
Classe G (W463) 9/89-.....	200			Micra III Cabrio 8/05-.....	221	
Classe G Cabrio (W463) 9/89-.....	200					

MAKE - MODEL	PAGE	MAKE - MODEL	PAGE	MAKE - MODEL	PAGE
Navara (D40) 7/05-.....	221	<b>OM CARRELLI ELEVATORI</b>		<b>PEUGEOT</b>	
New Era -1/93.....	221	OM.....	228	1007 4/05-.....	255
Note (E11E) 3/06-.....	221	<b>OPEL / VAUXHALL</b>		104 10/72-6/88.....	256
Pathfinder I (WD21) 9/82-2/98.....	221	Agila A 9/00-12/07.....	228	106 I (1A, 1C) 9/91-4/96.....	256
Pathfinder III (R51) 3/05-.....	221	Agila B 1/08-.....	228	106 II (1) 5/96-.....	257
Patrol I (W/K160) SW, Hardtop 11/79-11/95	221	Ascona A 10/70-8/75.....	228	107 6/05-.....	258
Patrol I (Y60) Gr 9/82-6/97.....	221	Ascona B / Cavalier I 9/75-8/81.....	229	204 10/65-10/77.....	258
Prairie (M10, NM10) 7/83-9/88.....	221	Ascona C / Cavalier II 9/81-8/88.....	229	205 I (741A/C/B) 2/83-10/87.....	258
Prairie Pro (M11) 10/88-7/94.....	222	Astra D SW 9/79-8/86.....	230	205 II (20A/C) 1/87-9/98.....	260
Primera I (P10) 6/90-6/96.....	222	Astra F Classic, SW 1/98-3/04.....	230	206 (2A/C), SW 9/98-3/06.....	263
Primera I (W10) SW/ Avenir 7/90-3/98.....	222	Astra F, SW 9/91-9/98.....	231	207, SW 4/06-.....	263
Primera II (P11) 9/96-2/02.....	222	Astra G, SW 9/98-3/04.....	233	304 10/69-10/80.....	264
Primera II (WP11) SW 4/98-2/02.....	222	Astra H Cabriolet 9/05-.....	234	305 I (581A) 11/77-9/82.....	264
Primera III (P12), SW 3/02-.....	222	Astra H, SW, GTC 3/04-.....	234	305 II (581M/E), Break 10/82-7/90.....	265
Pulsar I/ Langley 8/78-12/83.....	222	Calibra A 6/90-7/97.....	235	306 (7B, N3) 5/93-10/00.....	265
Pulsar III/ Langley 6/86-10/91.....	222	Chevanne 1/76-1/82.....	235	306 (N5) Break 5/93-10/00.....	268
Qashqai (J10) 2/07-.....	222	Corsa A / Nova 9/82-3/93.....	235	307 I (3A/C), SW 8/00-6/05.....	269
Sentra II (B11), SW 3/82-9/87.....	222	Corsa B / Corsa 3/93-9/00.....	236	307 II, SW 7/05-9/07.....	269
Sentra III (N13, B12) 6/86-10/91.....	223	Corsa C / Corsa II 9/00-6/06.....	237	308, SW 10/07-.....	270
Sentra IV (N14, B13) 10/90-6/95.....	223	Corsa D 7/06-.....	239	309 I (10C, 10A) 10/85-12/89.....	270
Serena (C23M) 11/92-.....	223	Frontera A / Frontera 3/92-10/98.....	239	309 II (3C, 3A) 7/89-12/93.....	270
Silvia I (S110) 1/76-5/83.....	223	GT 9/68-8/73.....	239	404 4/63-12/71.....	272
Silvia II (S12) 4/84-9/88.....	223	Kadett A, SW 9/62-8/65.....	239	405 I (15B) 1/87-12/93.....	272
Skyline 1/72-1/93.....	223	Kadett B, SW / Chevette B 9/65-8/73.....	239	405 I (15E) Break 1/87-12/92.....	272
Stanza I 7/77-1/83.....	223	Kadett C, SW / Chevette C 8/73-7/79.....	240	405 II (4B) 8/92-10/96.....	273
Stanza II (T11) 8/81-12/85.....	224	Kadett City 8/73-7/79.....	240	405 II (4E) Break 8/92-10/96.....	273
Sunny (140Y, 150Y) 1/70-2/82.....	224	Kadett D, SW / Astra D 8/79-8/84.....	240	406 (8B/E/F), Break 11/95-5/04.....	274
Sunny I (B) 1/71-2/82.....	224	Kadett E / Astra E, Belmont 9/84-8/91.....	241	407 I, SW 5/04-9/08.....	275
Sunny II (B11), SW 3/82-9/87.....	224	Kadett E Cabrio 9/84-8/91.....	242	504 7/68-7/86.....	275
Sunny III (N13, B12) 6/86-10/91.....	224	Kadett E SW 9/84-8/91.....	243	504 Break 4/71-7/86.....	278
Sunny IV (N14) 10/90-6/95.....	224	Manta A 9/70-8/75.....	244	505 (551A) 8/79-12/93.....	278
Sunny IV (Y10) 10/90-6/95.....	224	Manta B / Cavalier Coupé 9/75-8/88.....	244	505 Break (551D) 6/81-12/93.....	279
Terrano I (WD21) 10/87-2/96.....	224	Meriva 5/03-.....	244	604 8/77-7/87.....	280
Terrano II (R20) 2/93-.....	224	Olympia A 8/67-8/71.....	245	605 (6B) 6/89-9/99.....	280
Tiida (C11X) 9/07-.....	225	Rekord B 8/65-2/67.....	246	607 (9D) 2/00-.....	280
Trade 1/86-.....	225	Rekord C, SW 8/66-12/71.....	246	806 (221) 6/94-8/02.....	280
Violet 1/73-1/81.....	225	Rekord D, SW / Carlton I 1/72-8/77.....	246	807 (E) 6/02-.....	281
X-Trail I (T30) 7/01-6/07.....	225	Rekord E, SW / Carlton II 8/77-8/86.....	246	<b>PEUGEOT LCV</b>	
<b>NISSAN LCV</b>		Signum 5/03-.....	247	205 Van 10/87-.....	281
AW 1 Ton 1/88-.....	225	Tigra A 7/94-12/00.....	247	306 Van 5/93-.....	281
Cabstar II (10Q) 1/82-12/87.....	225	Tigra B Twintop 6/04-.....	247	Bipper 2/08-.....	282
Cabstar II (15Q) 1/82-12/90.....	225	Vectra A (86, 87) / Cavalier III 9/88-11/95.....	248	Boxer I (230) 3/94-4/02.....	282
Cabstar IV (E) 1/98-9/06.....	225	Vectra B, SW / Vectra 10/95-4/02.....	249	Boxer II (244) 4/02-3/06.....	282
Interstar (X70) 7/02-.....	225	Vectra C, SW, Gts / Vectra II 4/02-.....	249	Expert I 2/96-12/06.....	283
Kubistar (X76) 8/03-.....	225	Viva, SW 1/63-10/79.....	250	Expert II 1/07-.....	283
Pick-Up (720) 1/80-3/86.....	226	Zafira A 4/99-10/05.....	250	J5 (280/290) 9/81-.....	283
Pick-Up/King Cab (D21) 9/85-2/98.....	226	Zafira B 10/05-.....	251	J7 8/68-3/80.....	284
Pick-Up/King Cab (D22) 2/98-.....	226	<b>OPEL LCV / VAUXHALL LCV</b>		J9 3/80-6/87.....	285
Primastar (X83) 3/01-.....	226	Arena 3/98-8/01.....	251	Partner/Ranch I (5F) 6/96-3/08.....	285
Sunny III (Y10) Van 11/90-.....	227	Astra F Van (55) 10/91-1/99.....	251	<b>PORSCHE</b>	
TR Van 1/87-1/89.....	227	Astra G Van (F70) 1/99-2/04.....	252	Boxster I (986) 9/96-11/07.....	285
Urvan I (E23) 7/81-11/88.....	227	Astra H Van 3/04-.....	252	<b>PROTON</b>	
Urvan II (E24) 5/87-.....	227	Campo (TF) / Brava Pick-up 8/87-.....	252	Persona 300 3/96-.....	285
Vanette I (C12) 1/83-12/87.....	227	Combo I (71) 7/94-10/01.....	252	Persona 400 1/94-.....	286
Vanette II (C22) 10/86-12/95.....	227	Combo II 10/01-.....	252	Saga.....	286
Vanette III Cargo (HC23) 1/95-.....	227	Corsa A Van / Nova Van 2/86-4/89.....	253	<b>RELIANT</b>	
<b>NISSAN USA TRUCK</b>		Corsa B Van (73) / Corsa Van 8/99-9/00.....	253	Fox 1/82-1/90.....	286
Quest.....	227	Corsa C Van / Corsa II Van 9/00-6/06.....	253	Kitten, SW 1/75-12/83.....	286
<b>NSU</b>		Kadett E Van / Astra E Van 8/84-7/94.....	254	Rebel 1/68-12/73.....	286
1200 9/69-11/71.....	228	Movano 7/98-.....	254	Regal 1/62-1/73.....	286
Prinz 8/61-3/74.....	228	Vivaro 8/01-.....	255		

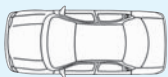






























































































MAKE - MODEL	PAGE	MAKE - MODEL	PAGE	MAKE - MODEL	PAGE
Regent 1/59-1/64.....	286	Twingo II (CN0) 7/07-.....	320	Maxi II 10/80-12/82.....	336
Rialto 1/82-.....	286	Vel Satis (BJ0) 6/02-.....	320	Metro MG 10/80-9/90.....	337
Robin 1/75-.....	286	<b>RENAULT LCV</b>		Metro Van 10/80-9/90.....	337
Scimitar Cabrio 1/80-12/85.....	286	Clio Van I 1/91-9/98.....	321	MG 1/72-12/81.....	337
Scimitar Roadster 1/85-12/90.....	286	Clio Van II (SB0) 9/98-5/05.....	321	MGB GT 1/66-11/80.....	337
Scimitar Sabre Roadster 1/92-12/95.....	286	Extra 1/86-1/98.....	321	MGR V8 9/92-12/95.....	337
Scimitar SW 1/68-12/86.....	287	Kangoo I (FC0) Van 3/98-1/08.....	322	Midget 1/64-12/79.....	337
<b>RENAULT</b>		Mascott 1/99-.....	323	Mini Mk I 1/67-.....	337
Alliance-Encore 1/83-1/87.....	287	Master I 8/80-7/98.....	323	Mini Mk I Cooper 1/67-12/91.....	338
Alpine 10/84-12/92.....	287	Master II 7/98-9/03.....	323	Mini Mk I Van, Pick-Up 1/67-6/93.....	338
Avantime (DE0) 9/01-.....	287	Master III 10/03-.....	324	Montego (XE), SW 4/84-10/95.....	339
Clio I (B/C57, 5/357) 5/90-9/98.....	287	Megane II Van 11/02-.....	324	Princess I 4/76-9/78.....	339
Clio II (B/C/B0/1) 9/98-5/05.....	289	Modus Van 12/04-.....	324	Princess II 10/78-10/82.....	339
Clio III 6/05-.....	290	R11 Van 3/83-12/88.....	324	Sherpa 1/74-1/89.....	339
Espace I (J11) 7/84-12/90.....	290	R12 Van 7/75-4/80.....	324	Sprite Mk II 1/62-12/70.....	340
Espace II (J/S63) 1/91-10/96.....	290	R18 Van 5/79-7/86.....	324	Stag 1/70-12/77.....	340
Espace III (JE) 11/96-11/02.....	291	R19 I Van 1/88-12/92.....	325	Toledo 10/70-12/77.....	340
Espace IV (JK0) 11/02-.....	291	R19 II Van 3/92-12/95.....	325	TR 4a 12/65-12/67.....	340
Estafette 2/62-12/81.....	291	R21 Van 6/86-4/95.....	325	TR 5 (250) 1/67-12/68.....	340
Fuego (136) 2/80-10/85.....	291	R4 Van 9/66-12/93.....	326	TR 6 1/69-12/76.....	340
Grand Modus 6/08-.....	292	R5 Van 1/72-12/85.....	326	TR 7 1/75-12/81.....	340
Grand Scénic 4/04-.....	292	Rapid/Express (F40, G40) Van 7/85-8/98.....	327	Vitesse 1/62-12/75.....	340
GTA 8/87-.....	292	Super 5 (S40) Van 10/84-12/96.....	328	<b>SAAB</b>	
Kangoo I (KC0) 3/98-12/07.....	292	Trafic I (P6) 3/80-4/89.....	329	90 8/84-8/87.....	341
Laguna I (B56, 556) 11/93-3/01.....	293	Trafic I Bus 3/80-4/89.....	329	900 I, SW Coupé 9/78-6/94.....	341
Laguna I (K56) SW 9/95-3/01.....	294	Trafic I Van 3/80-4/89.....	329	9-3 I (YS3D), Cabrio 2/98-9/02.....	341
Laguna II (B74) 3/01-10/07.....	294	Trafic II (PX) 5/89-3/01.....	329	9-3 II (YS3F), SW 9/02-.....	341
Laguna II (K74) SW 3/01-10/07.....	295	Trafic II Bus 5/89-3/01.....	330	9-5 (YS3E), SW 9/97-.....	341
Medallion 1/88-1/89.....	295	Trafic II Van 5/89-3/01.....	330	95 SW 10/65-12/78.....	341
Megane I (BA) 1/96-11/02.....	295	Trafic III 3/01-.....	330	96 10/65-8/80.....	341
Megane I (DA) Coach 3/96-11/02.....	296	Twingo (S06) Van 3/93-.....	331	99 4/72-12/84.....	341
Megane I (EA0) Cabrio 10/96-11/02.....	297	<b>ROVER</b>		<b>SEAT</b>	
Megane I (JA0) Scenic 1/97-9/99.....	297	100 (METRO) (Xp) 3/90-12/98.....	331	124 1/68-10/80.....	342
Megane I (KA) SW 3/99-11/02.....	298	1000-Series Mk II 1/67-12/78.....	331	127 (127A) 4/72-12/82.....	342
Megane I (LA) Classic 9/96-11/02.....	298	200 I (XH) 3/85-9/89.....	331	128 1/76-12/80.....	342
Megane II (BM0, CM0), SW 11/02-10/08.....	299	200 II (XW), Coupé 10/89-11/99.....	331	131 10/74-12/86.....	342
Modus 12/04-.....	300	200 III (RF) 11/95-3/00.....	332	132 5/73-12/82.....	342
R11 (B/C37) 3/83-12/90.....	300	2000 Mk I 1/51-12/75.....	332	133 5/74-11/79.....	342
R12 10/69-8/80.....	301	2000 Mk II 3/72-12/77.....	332	600 9/63-4/70.....	343
R14 (121) 9/79-12/83.....	302	2000-3500 (SD1) 6/76-10/86.....	332	850 1/66-7/75.....	343
R15 3/72-10/80.....	302	25 (RF) 10/99-.....	332	Alhambra (7V8, 7V9) 4/96-.....	343
R16 (115) 9/65-8/80.....	302	250 Ju 1/96-.....	332	Altea (5P1) / Altea XL 3/04-.....	343
R17 3/72-10/80.....	302	2500 5/74-12/77.....	332	Arosa (6H) 5/97-.....	344
R18 (134) 4/78-7/86.....	303	400 I (XW) 4/90-4/95.....	332	Cordoba I (6K2/C2) 2/93-6/99.....	345
R18 (135) Break 5/79-12/86.....	303	400 II (RT) 5/95-3/00.....	333	Cordoba II (6K2) 6/99-10/02.....	346
R19 I (B/C53) 1/88-12/92.....	304	45 (RT) 2/00-.....	333	Cordoba III (6L2) 10/02-.....	347
R19 I (D53) Cabrio 9/88-4/92.....	305	600 (RH) 8/93-2/99.....	334	Ibiza I (021A) 6/84-12/93.....	348
R19 I (L53) Chamade 1/88-12/92.....	305	A40 1/61-12/67.....	334	Ibiza II (6K1) 3/93-8/99.....	349
R19 II (B/C53) 1/92-6/96.....	306	Acclaim 1/82-12/85.....	334	Ibiza III (6K1) 8/99-2/02.....	350
R19 II (D53) Cabrio 4/92-6/96.....	308	Allegro (ADO 67) 5/73-.....	334	Ibiza IV (6L1) 2/02-6/08.....	352
R19 II (L53) Chamade 1/92-12/95.....	308	Ambassador 3/82-10/84.....	334	Ibiza V (6J5,1), Sportcoupé 7/08-.....	353
R20 (127) 10/75-12/83.....	309	Austin 12/68-12/72.....	334	Leon I (1M1) 11/99-9/05.....	353
R21 (B48) 3/86-6/94.....	309	Austin Taxi 1/70-.....	334	Leon II (1P1) 9/05-.....	354
R21 (K48) Nevada 3/86-9/95.....	311	Coupe 3/96-11/99.....	334	Malaga (023A) 11/84-12/93.....	354
R21 (L48) 3/86-6/94.....	312	Dolomite 1/72-12/81.....	334	Marbella (28) 8/86-10/98.....	355
R25 (B29) 4/84-12/93.....	313	EA Range 1/68-1/82.....	335	Panda (141A) 10/80-8/98.....	355
R30 (127) 2/75-3/86.....	314	GT6 Mk I 1/66-12/68.....	335	Panda Trans 10/80-12/86.....	355
R4 (112) 10/62-6/93.....	314	GT6 Mk II 12/68-12/70.....	335	Ritmo (138) 7/78-9/83.....	356
R5 7/71-12/85.....	314	Herald 1/61-12/71.....	335	Ronda (022A) 6/82-11/88.....	356
R6 10/69-4/87.....	316	Ital Van 1/82-3/84.....	335	Sport Coupe 1/77-1/80.....	356
R9 (L42) 9/81-12/89.....	316	Ital, SW 7/80-3/84.....	335	Terra (24) 2/87-12/96.....	356
Rodeo 6 5/70-11/81.....	317	Maestro I (XC) 3/83-1/91.....	335	Toledo I (1L) 5/91-3/99.....	356
Safrane I (B54) 4/92-7/96.....	317	Maestro II 9/90-1/95.....	335	Toledo II (1M2) 4/99-9/04.....	358
Safrane II (B54) 7/96-12/00.....	317	Marina I 4/71-9/75.....	336	Toledo III (5P2) 10/04-.....	358
Scenic I (JA) 9/99-6/03.....	318	Marina II 3/75-10/78.....	336		
Scenic II (JM) 6/03-5/09.....	318	Marina III 9/78-10/80.....	336		
Sport Spider (EF0) 3/95-10/99.....	318	Maxi I 4/69-10/80.....	336		
Super 5 (B/C40) 10/84-12/96.....	318				
Thalia 8/00-.....	320				
Twingo I (C06) 3/93-6/07.....	320				









































MAKE - MODEL	PAGE	MAKE - MODEL	PAGE	MAKE - MODEL	PAGE
<b>SEAT LCV</b>		SJ 410 9/81-12/90 .....	369	Cressida IV (X8), SW 1/88-1/93 .....	380
Inca (6K9) 11/95- .....	359	SJ 413 9/84-8/90 .....	369	Crown (S1) 4/80-12/94 .....	380
Terra (024A) Van 1/87-12/95 .....	359	Splash 4/08- .....	369	Dyna I 100 8/77-12/89 .....	380
<b>SKODA</b>		Swift I (AA) 10/83-12/89 .....	369	Dyna I 150 8/77-12/89 .....	380
100 1/70-12/77 .....	359	Swift II (AH, AJ, EA, MA) 3/89-5/01 .....	370	Land Cruiser I (J4), Pick-Up 3/69-4/86 .....	380
105 (744) 8/76-12/90 .....	359	Swift III (SG) 9/05- .....	370	Land Cruiser II (J6) 10/81-12/89 .....	380
110 12/69-3/82 .....	360	Sx4 6/06- .....	370	Land Cruiser III (J7) 11/84- .....	380
120 (744) 8/76-12/90 .....	360	Traker 1/91-1/98 .....	370	Paseo (EL54) 8/95-7/99 .....	380
130 2/85-10/91 .....	360	Vitara (ET, TA) 7/88-3/99 .....	370	Previa I (TCR1, 2) 5/90-8/00 .....	380
Fabia I (6Y2, 3, 5), SW 12/99-5/07 .....	360	Wagon R+ I (EM) 2/93-5/00 .....	370	Previa II (ACR3) 8/00- .....	380
Fabia II (5J2) 5/07- .....	361	Wagon R+ II (MM) 5/00- .....	370	Prius I (NHW11) 5/00-1/04 .....	380
Favorit (781) 5/89-9/94 .....	361	X-90 (EL) 9/95- .....	371	Rav 4 I (XA1) 6/94-6/00 .....	381
Favorit Forman (785) 8/91-6/95 .....	361	<b>SUZUKI LCV</b>		Rav 4 II (XA2) 6/00-2/06 .....	381
Favorit Pick-Up (787) 12/92-6/97 .....	362	Carry I (ST90V) Van 11/80-10/85 .....	371	Starlet II (P6) 2/78-9/84 .....	381
Felicia I (6U1, 6U5), SW 10/94-3/98 .....	362	Carry II (FD) Van 3/99- .....	371	Starlet III (P7) 10/84-12/89 .....	381
Felicia I (797) Pick-Up 1/95-2/98 .....	362	Super Carry II (ED) Bus 10/85-3/99 .....	371	Starlet IV (P8) 12/89-3/96 .....	381
Felicia II (6U1, 6U5), SW 3/98-6/01 .....	362	<b>TALBOT</b>		Starlet V (P9) 4/96-3/99 .....	381
Octavia II (1U2, 1U5), SW 9/96-6/04 .....	362	1307-1510 7/75-4/84 .....	371	Tracer I (L1, L2) 3/79-4/86 .....	381
Octavia III (1Z3, 1Z5), SW 6/04- .....	364	150 1/79- .....	371	Trueno 8/74-12/80 .....	381
Rapid (120G, 130G, 135G) 2/83-10/91 .....	365	160 1/73-3/79 .....	371	Yaris I (CP10) 4/99-12/05 .....	381
Roomster (5J7) 9/06- .....	365	1609 10/76- .....	372	Yaris I (NC/LP2) Verso 11/99-12/05 .....	382
Superb I (3U4) 2/02-8/08 .....	365	Alpine 1/75- .....	372	Yaris II (SP9) 1/06- .....	382
<b>SMART (MCC)</b>		Avenger 2/70-7/81 .....	372	<b>TOYOTA LCV</b>	
Cabrio 3/00-1/04 .....	365	Express 1/82-1/94 .....	372	Hiace I (H) 2/77-12/84 .....	382
City-Coupe (MC01) 7/98-1/04 .....	365	Horizon 2/78-6/86 .....	372	Hiace II (H5) 3/83-11/89 .....	382
Crossblade 6/02- .....	366	Imp 1/66-1/76 .....	373	Hiace III (H10) 8/89-8/95 .....	382
Fortwo I 1/04-2/07 .....	366	Rancho 1/77-7/84 .....	373	Hilux I (N) 1/72-1/89 .....	382
Fortwo II, Cabrio, Coupè 3/07- .....	366	Samba (51A) 1/81-10/86 .....	373	Hilux I (N) Pick-Up 1/84- .....	383
Roadster 4/03- .....	366	Simca 10/61-12/80 .....	373	Liteace I 10/79-1/95 .....	383
<b>SUBARU</b>		Simca Sunbeam 7/77-3/83 .....	374	Modell F (R2, 31) Bus 11/82-1/90 .....	383
Forester I (SF) 8/97-9/02 .....	366	Solara 2/80-7/86 .....	374	Pick-Up 1/75- .....	383
Forester II (SG) 9/02-5/08 .....	367	Tagora 6/80-12/87 .....	374	T100 1/93-1/98 .....	383
Impreza I (GC), SW 8/92-12/00 .....	367	<b>TOYOTA</b>		Vanwagon 1/83-12/91 .....	383
Impreza II (GD, GG), SW 12/00-12/07 .....	367	4 Runner I (N6) 1/84-1/88 .....	375	<b>VOLKSWAGEN</b>	
Impreza III (GH) 1/08- .....	367	4 Runner II (N13) 8/87-3/96 .....	375	1302, 1303 8/70- .....	383
Justy I (KAD) 11/84-12/94 .....	367	4 Runner III (N18) 11/95- .....	375	147 1/66-7/74 .....	383
Justy II (JMA, MS) 10/95-8/03 .....	367	Avensis I (T22), SW 9/97-3/03 .....	375	1500,1600 (31, 36), Variant 4/61-7/73 .....	383
Legacy I (BC, BJF), SW 1/89-7/94 .....	367	Avensis II (T25), SW 4/03- .....	375	181 9/69-2/79 .....	383
Legacy II (BD, BG), SW 9/94-3/99 .....	367	Aygo (KGB,WNB) 10/05- .....	375	Beetle Super 1/70-1/79 .....	383
Legacy III (BE, BH), SW 10/98-9/03 .....	367	Camry 3/83-10/86 .....	375	Bora (1J2, 1J6), Variant 10/98- .....	384
Leone I (AB), SW 3/79-10/84 .....	367	Camry (V1)/ Vista/ Scepter 2/83-8/96 .....	375	Corrado (531) 9/88-12/95 .....	385
Leone II, SW 11/84-2/92 .....	368	Camry (V2), SW 10/86-5/91 .....	375	Dasher 1/73-1/81 .....	385
Loyale 1/90-1/92 .....	368	Carina I (TA4, TA6), SW 8/77-2/87 .....	376	Derby I (86) 2/77-12/81 .....	385
Outback I (BE, BH) 10/00-10/03 .....	368	Carina II (T15) 10/83-11/87 .....	376	Derby II (86C, 80) 8/81-12/88 .....	385
Vivio 3/92-10/95 .....	368	Carina II (T17), SW 12/87-6/93 .....	376	Eos 3/06- .....	386
XT - XT6 1/85-1/91 .....	368	Carina III E (T19), SW 4/92-9/97 .....	376	Fox 1/87-1/91 .....	386
<b>SUZUKI</b>		Celica I (TA2) 5/73-3/78 .....	377	Fox (5Z1) 4/05- .....	386
Alto I (SS80) 6/82-12/85 .....	368	Celica II (TA60, RA40, RA6) 8/77-10/86 .....	377	Golf I (17, 155) 4/74-4/93 .....	386
Alto II (EC) 1/86-11/93 .....	368	Celica III (T16) 8/85-8/90 .....	377	Golf II (19E, 1G1) 8/83-12/92 .....	387
Alto III (EF) 9/94-6/02 .....	368	Celica IV (T18) 10/89-1/94 .....	377	Golf III (1H1) 10/91-4/99 .....	388
Alto IV (FF) 6/02- .....	368	Condor 1/00- .....	377	Golf III (1H5) Variant 10/91-4/99 .....	391
Baleno (EG), SW 7/95- .....	368	Conquest 1/84- .....	377	Golf IV (1J1, 5), Variant 8/97-9/03 .....	393
Grand Vitara I (FT, GT) 3/98-9/05 .....	368	Corolla I (KE, TE) 11/66-12/80 .....	377	Golf V (1K1), Variant 10/03-12/08 .....	394
Grand Vitara II 10/05- .....	368	Corolla II (E7) 9/79-9/83 .....	377	Golf V Plus (1KP) 1/05-12/08 .....	396
Ignis I (FH) 10/00-9/03 .....	368	Corolla III (E8) 5/83-5/88 .....	378	Jetta I (17) 8/79-12/83 .....	397
Jimny (FJ) 9/98- .....	368	Corolla IV (E9), SW 8/87-6/93 .....	378	Jetta II (19E, 1G2) 1/84-12/91 .....	397
Liana (ER), SW 7/01- .....	369	Corolla V (E10), SW 7/92-4/97 .....	378	Jetta III (1KM) 8/05- .....	398
LJ 80 1/80-1/84 .....	369	Corolla VI (E11), SW 4/97-1/02 .....	379	K 70 (48) 8/70-10/74 .....	398
Samurai (SJ) 11/88- .....	369	Corolla VII (E12U), SW 1/02- .....	379	Kaefer 4/49-7/03 .....	398
Sidekick 7/88-1/98 .....	369	Corolla VIII Verso (R1) 4/04- .....	379	Karmann Ghia (14, 34) 1/60-7/74 .....	399
		Corona I (RX, RT) 12/75-1/81 .....	379	Lupo (6X1, 6E1) 9/98- .....	399
		Cressida I (RX3), SW 7/77-7/81 .....	380	New Beetle (9C1, 1C1) 1/98- .....	400
		Cressida II (X6), SW 9/80-3/85 .....	380	Passat I (32, 33), Variant 5/73-7/80 .....	401
		Cressida III (X7), SW 3/85-1/88 .....	380	Passat II (32B), Variant 8/80-3/88 .....	402
				Passat III (3A2, 3A5, 35I), Var. 2/88-5/97 .....	403
				Passat IV (3B2, 3B5), Variant 8/96-11/00 .....	405
				Passat V (3B3, 3B6), Variant 11/00-3/05 .....	407

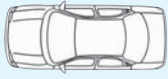
































































MAKE - MODEL	PAGE	MAKE - MODEL	PAGE	MAKE - MODEL	PAGE
Passat VI (3C2, 3C5), Variant 3/05- .....	409	S80 I (TS, XY) 5/98-7/06 .....	435		
Passat VII Coupè 6/08-.....	409	V70 I SW 1/97-3/00 .....	436		
Polo I (86) 3/75-9/81 .....	410	V70 II SW 3/00-6/07 .....	436		
Polo II (86C, 80), Class., Coupé 10/81-9/94 .....	410	XC70 I Cross Country 9/00-6/07.....	437		
Polo III (6N1) 10/94-10/99 .....	411	XC90 10/02-.....	437		
Polo III-IV (6KV2) Classic 11/95-9/01 .....	411				
Polo IV (6KV5) Variant 5/97-9/01 .....	413	<b>ZASTAVA</b>			
Polo IV (6N2) 10/99-9/01 .....	414	101 (1100) 6/73-12/93 .....	438		
Polo V (9N) 10/01- .....	415	1300 - 1500 1/78-1/87 .....	438		
Quantum I 1/85-7/90.....	416	Contact 1/78-1/83 .....	438		
Rabbit 1/74-1/76 .....	416	Koral 1/90-.....	438		
Santana I (32, 33), Variant 5/73-7/80 .....	416	Nogaro 1/80-1/83.....	438		
Santana II (32B) 8/81-12/84 .....	417	Tempo 1/91-1/92 .....	438		
Scirocco I (53) 2/74-7/80 .....	417	Yugo 45/55/65 4/80-6/95 .....	438		
Scirocco II (53B) 8/80-7/92.....	418	Yugo 750 1/82- .....	438		
Sharan (7M8, 7M9) 9/95-.....	419	Yugo Florida 10/88- .....	438		
Touran (1T1) 2/03-.....	419				
Vento (1H2) 11/91-9/98 .....	420				
<b>VOLKSWAGEN LCV</b>					
Caddy I (14) 8/82-7/92.....	421				
Caddy II (9K9) 11/95-1/04 .....	421				
Caddy II (9U7) Pick-Up 11/95-2/04.....	422				
Caddy III (2KA, KB) 3/04- .....	423				
Crafter (2E) 4/06-.....	423				
Fox Van II 4/05- .....	423				
LT I 28-35 (281-363) 4/75-6/96.....	423				
LT I 40-55 (291-293-512-909) 4/75-6/96 ....	423				
LT II 28-46 (2DX0AE, FE, 2DM) 5/96-.....	424				
Polo Van I (86CF) 1/81-9/94.....	424				
Polo Van II (6NF) 10/94-.....	424				
Taro 4/89-3/97 .....	425				
Transporter II 8/67-7/79 .....	425				
Transporter III 5/79-7/92 .....	425				
Transporter IV 7/90-3/03.....	425				
Vanagon 1/72-1/87 .....	428				
<b>VOLVO</b>					
140 (142, 144, 145), SW 8/66-8/75 .....	428				
240 (P242, 244, 245), SW 8/74-8/93 .....	429				
260 (P262, 264, 265), SW 8/74-7/82 .....	429				
340-360 (343, 345, 344) 8/75-7/91 .....	429				
440 K (445) 8/88-12/96.....	429				
460 L (464) 9/88-7/96 .....	430				
480 E 4/86-7/96 .....	430				
66, SW 10/75-11/79.....	430				
740 (744, 745) 8/83-8/92 .....	430				
740 (744, 745) SW 8/84-8/92 .....	430				
760 (704, 764, 765) 8/81-7/92 .....	430				
760 (704, 764, 765) SW 8/81-7/92 .....	431				
850 (LS, LW), SW 6/91-12/96.....	431				
940 I (944, 945), SW 8/90-7/95 .....	431				
960 I (964, 965), SW 8/90-7/94 .....	431				
C30 12/06-.....	431				
C70 I Coupe, Cabrio 3/97-2/06.....	431				
C70 II Coupe, Cabrio 3/06-.....	432				
P 121 5/59-5/71 .....	432				
P 122 S Amazon 5/59-5/71 .....	432				
P 123 11/68-5/71 .....	432				
P 131 11/64-5/71 .....	432				
P 132 S 11/64-5/71 .....	432				
P 133 11/64-5/71 .....	432				
P 1800 (182) 4/62-11/73.....	432				
P 1800 (183) 4/62-11/73.....	432				
P 2200 SW 9/64-8/70 .....	432				
S40 I / V40 (VW, VS) 7/95-1/04.....	432				
S40 II / V50 1/04-.....	433				
S60 11/00- .....	433				
S70 1/97-11/00 .....	434				



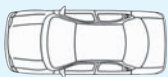
































				Spare Parts	F/R	L/R	METELLI ref.		DIMENSIONS mm.	NOTE
<b>145, 146 (930) 7/94-1/01</b>										
1.4 i.e. Eng. AR33501 (66kW)	94-12/96		R				<b>04-0612</b>		Ø 20,64	
	94-12/96						<b>05-0208</b>		Ø 22,20	Supplied -Servo
	9/94-12/96						<b>54-0008</b>		Ø 25,40	
	9/94-9/95						<b>55-0028</b>		Ø 19,05	
1.4 i.e. 16v T.S. Eng. AR33503/ AR38501 (76kW)	1/97-		R				<b>04-0644</b>		Ø 22,00	
	1/97-						<b>05-0208</b>		Ø 22,20	Supplied -Servo
	12/96-						<b>54-0024</b>		Ø 25,40	
	12/96-2/99						<b>55-0027</b>		Ø 19,05	
1.6 i.e. Eng. AR33201 (76kW)	94-12/96		R				<b>04-0612</b>		Ø 20,64	
	94-12/96						<b>05-0208</b>		Ø 22,20	Supplied -Servo
	9/94-12/96						<b>54-0008</b>		Ø 25,40	
	9/94-9/95						<b>55-0028</b>		Ø 19,05	
1.6 i.e. 16v T.S. Eng. AR38201/ AR67601 (88kW)	1/97-		R				<b>04-0644</b>		Ø 22,00	
	1/97-						<b>05-0208</b>		Ø 22,20	Supplied -Servo
	12/96-						<b>54-0024</b>		Ø 25,40	
	12/96-2/99						<b>55-0027</b>		Ø 19,05	
1.7 i.e. 16v Eng. AR33401 (95kW)	9/94-12/96						<b>05-0208</b>		Ø 22,20	Supplied -Servo
	9/94-12/96						<b>54-0008</b>		Ø 25,40	
	9/94-9/95						<b>55-0028</b>		Ø 19,05	
1.8 T.S. 16v Eng. AR32201 (106kW)	98-						<b>05-0208</b>		Ø 22,20	Supplied -Servo
1.8 T.S. 16v Eng. AR32205/ AR38401/ AR67106 (103kW)	1/97-						<b>05-0208</b>		Ø 22,20	Supplied -Servo
	12/96-						<b>54-0024</b>		Ø 25,40	
	12/96-2/99						<b>55-0027</b>		Ø 19,05	
1.9 JTD Eng. AR32302 (77kW)	99-01		R				<b>04-0644</b>		Ø 22,00	
	99-01						<b>05-0208</b>		Ø 22,20	Supplied -Servo
	99-01						<b>54-0023</b>		Ø 25,40	
1.9 TD Eng. AR33601/ AR67501 (66kW)	1/97-		R				<b>04-0644</b>		Ø 22,00	
	4/94-12/96		R				<b>04-0612</b>		Ø 20,64	
	4/94-99						<b>05-0208</b>		Ø 22,20	Supplied -Servo
	94-2/99						<b>54-0024</b>		Ø 25,40	
	94-2/99						<b>55-0027</b>		Ø 19,05	
2.0 16v T.S. Eng. AR16201/ AR32310/ AR67204 (110kW)	11/95-						<b>05-0208</b>		Ø 22,20	Supplied -Servo
	95-						<b>54-0024</b>		Ø 25,40	
	95-2/99						<b>55-0027</b>		Ø 19,05	
2.0 16v T.S. Eng. AR32301 (114kW)	98-						<b>05-0208</b>		Ø 22,20	Supplied -Servo
<b>147 (937) 1/01-</b>										
1.6 16v T.S. Eng. AR32104 (88kW)	01-6/02						<b>05-0294</b>	Luc	Ø 22,20	Alu, +VDC
	01-6/02						<b>05-0293</b>	Luc	Ø 22,20	Alu, -VDC
	7/02-						<b>05-0344</b>	Luc	Ø 22,20	Alu, -VDC
1.6 16v T.S. ECO Eng. AR37203 (77kW)	01-6/02						<b>05-0294</b>	Luc	Ø 22,20	Alu, +VDC
	01-6/02						<b>05-0293</b>	Luc	Ø 22,20	Alu, -VDC
	7/02-						<b>05-0344</b>	Luc	Ø 22,20	Alu, -VDC
1.9 JTD Eng. 182B9.000 (74kW)	03-						<b>05-0293</b>	Luc	Ø 22,20	Alu, +VDC
	03-						<b>05-0344</b>	Luc	Ø 22,20	Alu, -VDC
	6/03-						<b>54-0061</b>		Ø 20,64	
1.9 JTD Eng. 937A2.000 (85kW)	01-						<b>05-0293</b>	Luc	Ø 22,20	Alu, -VDC
	01-6/02						<b>05-0294</b>	Luc	Ø 22,20	Alu, +VDC
	7/02-						<b>05-0344</b>	Luc	Ø 22,20	Alu, -VDC
1.9 JTD Eng. 937A5.000 (110kW)	05-						<b>05-0293</b>	Luc	Ø 22,20	Alu, +VDC
	05-						<b>05-0344</b>	Luc	Ø 22,20	Alu, -VDC
1.9 JTD 16v Eng. 192A5.000 (103kW)	-6/02						<b>05-0294</b>	Luc	Ø 22,20	Alu, +VDC
	-6/02						<b>05-0293</b>	Luc	Ø 22,20	Alu, -VDC
	7/02-						<b>05-0344</b>	Luc	Ø 22,20	Alu, -VDC
1.9 JTD 16v BELGIO Eng. 192B1.000 (100kW)	01-						<b>05-0293</b>	Luc	Ø 22,20	Alu, -VDC
	01-6/02						<b>05-0294</b>	Luc	Ø 22,20	Alu, +VDC
	7/02-						<b>05-0344</b>	Luc	Ø 22,20	Alu, -VDC
1.9 JTD 16v FRANCIA Eng. 937A4.000 (93kW)	01-						<b>05-0344</b>	Luc	Ø 22,20	Vett -3176842, Alu, -VDC
	01-						<b>05-0294</b>	Luc	Ø 22,20	Vett -3176842, Alu, +ESP
	01-						<b>05-0293</b>	Luc	Ø 22,20	Vett 3176842-, Alu, +ESP
1.9 JTDM Eng. 937A5.000 (125kW)	08-						<b>05-0294</b>	Luc	Ø 22,20	Vett -3176842, Alu
	08-						<b>05-0344</b>	Luc	Ø 22,20	Vett -3176842, Alu, +ESP, -VDC
	08-						<b>05-0293</b>	Luc	Ø 22,20	Vett 3176842-, Alu, +ESP

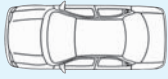












































































		Spare Parts	F/R	L/R	METELLI ref.		DIMENSIONS mm.	NOTE
1.9 JTDM 8v Eng. 937A3.000 (88kW)	05-				<b>05-0293</b>	Luc	Ø 22,20	Alu, +VDC
	05-				<b>05-0344</b>	Luc	Ø 22,20	Alu, -VDC
2.0 16v T.S. Eng. AR32310 (110kW)	01-6/02				<b>05-0294</b>	Luc	Ø 22,20	Alu, +VDC
	01-6/02				<b>05-0293</b>	Luc	Ø 22,20	Alu, -VDC
	7/02-				<b>05-0344</b>	Luc	Ø 22,20	Alu, -VDC
3.2 GTA Eng. 932A000 (184kW)	03-				<b>05-0294</b>	Luc	Ø 22,20	Vett -3176842, Alu
	03-				<b>05-0344</b>	Luc	Ø 22,20	Vett -3176842, Alu, +ESP, -VDC
	03-				<b>05-0293</b>	Luc	Ø 22,20	Vett 3176842-, Alu, +ESP
<b>155 (167) 1/92-1/98</b>								
1.6 16v T.S. Eng. AR67601 (88kW)	96-				<b>05-0208</b>		Ø 22,20	Supplied -Servo
	96-				<b>54-0024</b>		Ø 25,40	
	96-				<b>55-0027</b>		Ø 19,05	
1.7 T.S. Eng. AR67103 (83kW)	93-				<b>05-0208</b>		Ø 22,20	Supplied -Servo
	93-				<b>54-0024</b>		Ø 25,40	
	93-				<b>54-0039</b>		Ø 25,40	Ch -0075933
1.7 T.S. Eng. AR67105 (85kW)	93-				<b>05-0208</b>		Ø 22,20	Supplied -Servo
	93-				<b>54-0024</b>		Ø 25,40	
	93-				<b>54-0039</b>		Ø 25,40	Ch -0075933
1.7 T.S. 16v Eng. AR67106 (103kW)	96-97				<b>05-0208</b>		Ø 22,20	Supplied -Servo
	96-				<b>54-0039</b>		Ø 25,40	Ch -0075933
	96-97				<b>54-0024</b>		Ø 25,40	
	96-97				<b>55-0027</b>		Ø 19,05	
1.8 T.S. Eng. AR67101 (95kW)	92-93				<b>05-0208</b>		Ø 22,20	Supplied -Servo
	92-93				<b>54-0039</b>		Ø 25,40	Ch -0075933
1.8 T.S. Eng. AR67402 (77kW)	92-97				<b>05-0208</b>		Ø 22,20	Supplied -Servo
	92-97				<b>54-0039</b>		Ø 25,40	Ch -0075933
1.8 T.S. Sport Eng. AR67101/ AR67102 (93kW)	92-				<b>05-0208</b>		Ø 22,20	Supplied -Servo
	92-				<b>54-0039</b>		Ø 25,40	Ch -0075933
1.9 TD Eng. AR67501 (66kW)	93-97				<b>05-0208</b>		Ø 22,20	Supplied -Servo
	93-97				<b>54-0024</b>		Ø 25,40	
	93-97				<b>55-0027</b>		Ø 19,05	
2.0 16v T. Q4 Eng. AR67203 (137kW)	92-97				<b>05-0208</b>		Ø 22,20	Supplied -Servo
	92-97				<b>54-0023</b>		Ø 25,40	
2.0 16v T. Q4 Eng. AR67203 (140kW)	92-97				<b>05-0208</b>		Ø 22,20	Supplied -Servo
	92-97				<b>54-0023</b>		Ø 25,40	
2.0 T.S. Eng. AR67201 (106kW)	92-93				<b>05-0208</b>		Ø 22,20	Supplied -Servo
	92-93				<b>54-0039</b>		Ø 25,40	Ch -0075933
2.0 T.S. Eng. AR67202 (104kW)	92-95				<b>05-0208</b>		Ø 22,20	Supplied -Servo
	92-95				<b>54-0039</b>		Ø 25,40	Ch -0075933
2.0 T.S. 16v Eng. AR67204 (110kW)	3/95-				<b>05-0208</b>		Ø 22,20	Supplied -Servo
	3/95-				<b>54-0024</b>		Ø 25,40	
	3/95-				<b>54-0039</b>		Ø 25,40	Ch -0075933
	3/95-				<b>55-0027</b>		Ø 19,05	
2.5 TD Eng. VM07B (92kW)	93-				<b>05-0208</b>		Ø 22,20	Supplied -Servo
	93-				<b>54-0023</b>		Ø 25,40	
	93-				<b>55-0027</b>		Ø 19,05	
2.5 TD Eng. VM31B (92kW)	93-				<b>05-0208</b>		Ø 22,20	Supplied -Servo
	93-				<b>54-0023</b>		Ø 25,40	
	93-				<b>55-0027</b>		Ø 19,05	
2.5 V6 Eng. AR67301 (121kW)	92-96				<b>05-0208</b>		Ø 22,20	Supplied -Servo
	6/95-				<b>54-0023</b>		Ø 25,40	
	92-6/95				<b>54-0008</b>		Ø 25,40	
2.5 V6 Eng. AR67302/ AR67303 (120kW)	92-97				<b>05-0208</b>		Ø 22,20	Supplied -Servo
	92-6/95				<b>54-0008</b>		Ø 25,40	
	95-97				<b>54-0023</b>		Ø 25,40	
<b>156 (932), Sportwagon 9/97-9/05</b>								
1.6 16v T.S. Eng. AR32104/ AR32103/ AR32102/ AR67601 (88kW)	02-				<b>05-0644</b>	Bosch	Ø 20,64	Alu
	97-				<b>05-0300</b>		Ø 20,64	Vett -0123688, Supplied -Servo
	97-				<b>05-0340</b>		Ø 20,64	Vett 0123688-, Supplied -Servo
1.8 T.S. 16v Eng. AR32201 (106kW)	97-				<b>05-0300</b>		Ø 20,64	Vett -0118361, Supplied -Servo
	97-				<b>05-0340</b>		Ø 20,64	Vett 0118362-, Supplied -Servo

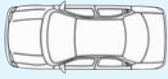



















		Spare Parts	F/R	L/R	METELLI ref.		DIMENSIONS mm.	NOTE
1.8 T.S. 16v Eng. AR32205 (103kW)	00-				<b>05-0644</b>	Bosch	Ø 20,64	Alu
1.9 JTD Eng. 937A2.000 (85kW)	1/02- 01-05	 			<b>05-0644</b> <b>55-0067</b>	Bosch	Ø 20,64 Ø 19,05	Alu
1.9 JTD Eng. AR32302 (77kW)	97-				<b>05-0300</b>		Ø 20,64	Vett -0123408, Supplied -Servo
	97-				<b>05-0340</b>		Ø 20,64	Vett 0123409-, Supplied -Servo
	97-00				<b>54-0023</b>		Ø 25,40	
	97-00				<b>55-0067</b>		Ø 19,05	
1.9 JTD Eng. AR37101 (81kW)	10/00-				<b>05-0300</b>		Ø 20,64	Vett -0123408, Supplied -Servo
	10/00-				<b>05-0340</b>		Ø 20,64	Vett 0123409-, Supplied -Servo
	10/00-				<b>54-0023</b>		Ø 25,40	
1.9 JTD 16v Eng. 192A5.000 (103kW)	02-				<b>05-0479</b>	Bosch	Ø 22,20	Alu
	02-				<b>54-0023</b>		Ø 25,40	
	02-04				<b>55-0067</b>		Ø 19,05	
1.9 JTD Crosswagon Eng. 937A5.000 (110kW)	04-				<b>05-0479</b>	Bosch	Ø 22,20	Alu
2.0 16v T.S. Eng. AR32301 (114kW)	97-00				<b>05-0300</b>		Ø 20,64	Vett -0118361, Exc. Selespeed, Supplied -Servo
	97-00				<b>05-0340</b>		Ø 20,64	Vett 0118362-, Supplied -Servo
2.0 16v T.S. Eng. AR32310 (110kW)	00-02				<b>05-0300</b>		Ø 20,64	Vett -0118361, Exc. Selespeed, Supplied -Servo
2.0 JTS Eng. 937A1.000 (121kW)	3/02-				<b>05-0479</b>	Bosch	Ø 22,20	Alu
2.4 JTD Eng. 839A6.000 (103kW)	10/00-				<b>05-0300</b>		Ø 20,64	Vett -0125683, Supplied -Servo
	10/00-				<b>54-0023</b>		Ø 25,40	
	00-02				<b>55-0067</b>		Ø 19,05	
2.4 JTD Eng. 841C000 (110kW)	3/02-				<b>05-0644</b>	Bosch	Ø 20,64	Alu, RHD
	3/02-				<b>05-0479</b>	Bosch	Ø 22,20	Alu, LHD
	02-				<b>54-0023</b>		Ø 25,40	
	02-5/03				<b>55-0067</b>		Ø 19,05	
2.4 JTD Eng. AR32501 (100kW)	97-				<b>05-0300</b>		Ø 20,64	Vett -0125683, Supplied -Servo
	97-				<b>05-0340</b>		Ø 20,64	Vett 0125684-, Supplied -Servo
	97-00				<b>54-0023</b>		Ø 25,40	
	97-00				<b>55-0067</b>		Ø 19,05	
2.4 JTD 20v Eng. 841G000 (129kW)	10/03-				<b>05-0479</b>	Bosch	Ø 22,20	Alu
2.5 V6 24v Eng. AR32401 (140kW)	97-				<b>05-0300</b>		Ø 20,64	Vett -0129416, Supplied -Servo
	10/97-				<b>54-0023</b>		Ø 25,40	
2.5 V6 24v Eng. AR32405 (141kW)	00-				<b>05-0300</b>		Ø 20,64	Vett -0129416, Supplied -Servo
	01-				<b>05-0479</b>	Bosch	Ø 22,20	Alu, LHD
	1/02-				<b>05-0644</b>	Bosch	Ø 20,64	Alu, M/T, RHD
	00-				<b>05-0340</b>		Ø 20,64	Vett 0129417-, Supplied -Servo
	00-				<b>54-0023</b>		Ø 25,40	
	00-04				<b>55-0067</b>		Ø 19,05	
3.2 GTA Eng. 932A000 (184kW)	02-05				<b>55-0067</b>		Ø 19,05	
<b>159, SW (140) 9/05-</b>								
1.8 16v Eng. 939A4.000 (103kW)	05-				<b>05-0438</b>	Trw	Ø 25,40	Alu, +ABS, -VDC, LHD
	05-8/06				<b>05-0439</b>	Trw	Ø 25,40	Alu, +ABS, +VDC
	10/05-				<b>55-0075</b>		Ø 15,87	
1.9 JTDM 16v Eng. 939A2.000 (110kW)	05-				<b>05-0438</b>	Trw	Ø 25,40	Alu, +ABS, -VDC, LHD
	05-8/06				<b>05-0439</b>	Trw	Ø 25,40	Alu, +ABS, +VDC
	9/05-				<b>55-0075</b>		Ø 15,87	
1.9 JTDM 16v (Belgio) Eng. 937A8.000 (100kW)	05-8/06				<b>05-0439</b>	Trw	Ø 25,40	Alu, +ABS, +VDC
	9/05-				<b>55-0075</b>		Ø 15,87	
1.9 JTDM 8v Eng. 939A1.000 (88kW)	05-				<b>05-0438</b>	Trw	Ø 25,40	Alu, +ABS, -VDC, LHD
	05-8/06				<b>05-0439</b>	Trw	Ø 25,40	Alu, +ABS, +VDC
	9/05-				<b>55-0075</b>		Ø 15,87	
1.9 JTDM 8v (Belgio) Eng. 937A7.000 (85kW)	05-8/06				<b>05-0439</b>	Trw	Ø 25,40	Alu, +ABS, +VDC
	9/05-				<b>55-0075</b>		Ø 15,87	
1.9 JTS Eng. 939A6.000 (118kW)	05-				<b>05-0438</b>	Trw	Ø 25,40	Alu, +ABS, -VDC, LHD
	05-8/06				<b>05-0439</b>	Trw	Ø 25,40	Alu, +ABS, +VDC
	9/05-				<b>55-0075</b>		Ø 15,87	
2.2 JTS Eng. 939A5.000 (136kW)	05-				<b>05-0438</b>	Trw	Ø 25,40	Alu, +ABS, -VDC, LHD
	05-8/06				<b>05-0439</b>	Trw	Ø 25,40	Alu, +ABS, +VDC
	9/05-				<b>55-0075</b>		Ø 15,87	
2.4 JTD 20v Eng. 939A3.000 (147kW)	05-				<b>05-0438</b>	Trw	Ø 25,40	Alu, +ABS, -VDC, LHD
	05-8/06				<b>05-0439</b>	Trw	Ø 25,40	Alu, +ABS, +VDC
	9/05-				<b>55-0075</b>		Ø 15,87	
2.4 JTD 20v, Q4 Eng. 939A9.000 (154kW)	6/07-				<b>55-0075</b>		Ø 15,87	

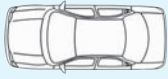




































		Spare Parts	F/R	L/R	METELLI ref.		DIMENSIONS mm.	NOTE
3.2 JTS, Q4 Eng. 939A0.000 (191kW)	05-				<b>05-0438</b>	Trw	Ø 25,40	Alu, +ABS, -VDC, LHD
	05-8/06				<b>05-0439</b>	Trw	Ø 25,40	Alu, +ABS, +VDC
	12/05-				<b>55-0075</b>		Ø 15,87	
<b>164 (164/168) 6/87-9/98</b>								
2.0 T.S. Eng. AR06416 (105kW)	-92				<b>54-0037</b>		Ø 23,81	Ch 6322918-
	87-92				<b>55-0025</b>		Ø 19,05	
2.0 T.S. Eng. AR64103 (106kW)	-98				<b>54-0037</b>		Ø 23,81	Ch 6322918-
	95-98				<b>55-0025</b>		Ø 19,05	
2.0 V6 T. Eng. AR64101 (150kW)	91-92				<b>05-0091</b>		Ø 22,20	Alu
	91-92				<b>54-0023</b>		Ø 25,40	
	91-92				<b>55-0025</b>		Ø 19,05	
2.0 V6 T. Eng. AR64102 (148kW)	92-98				<b>05-0091</b>		Ø 22,20	Alu
	6/95-98				<b>54-0023</b>		Ø 25,40	
	92-98				<b>55-0025</b>		Ø 19,05	
2.5 TD Eng. VM08B/ VM32B (92kW)	92-98				<b>05-0091</b>		Ø 22,20	Alu
	6/95-98				<b>54-0023</b>		Ø 25,40	
	92-98				<b>55-0025</b>		Ø 19,05	
3.0 V6 Eng. AR61501 (150kW)	6/87-92				<b>05-0091</b>		Ø 22,20	Alu
	87-92				<b>54-0023</b>		Ø 25,40	
	87-92				<b>55-0025</b>		Ø 19,05	
3.0 V6 Eng. AR64305/ AR66303 (132kW)	92-98				<b>05-0091</b>		Ø 22,20	Alu
	-98				<b>54-0037</b>		Ø 23,81	Ch 6322918-
	92-98				<b>55-0025</b>		Ø 19,05	
3.0 V6 USA Eng. AR06412 (135kW)	6/87-92				<b>05-0091</b>		Ø 22,20	Alu
	-92				<b>54-0037</b>		Ø 23,81	Ch 6322918-
	87-92				<b>55-0025</b>		Ø 19,05	
<b>166 (936) 9/98-</b>								
2.0 T.S. Eng. AR34103 (114kW)	98-00				<b>05-0558</b>	Luc	Ø 25,40	Alu, +ABS, +VDC
	98-00				<b>05-0447</b>	Luc	Ø 25,40	Alu, +ABS, -VDC
	98-00				<b>54-0023</b>		Ø 25,40	
	98-00				<b>55-0041</b>		Ø 19,05	
2.0 T.S. Eng. AR36301 (110kW)	00-				<b>05-0643</b>	Luc	Ø 25,40	Alu, +ABS, +VDC
	00-				<b>05-0447</b>	Luc	Ø 25,40	Alu, +ABS, -VDC
	00-12/07				<b>55-0041</b>		Ø 19,05	
2.0 V6 Eng. AR34102 (151kW)	00-				<b>05-0643</b>	Luc	Ø 25,40	Alu, +ABS, +VDC
	98-00				<b>05-0558</b>	Luc	Ø 25,40	Alu, +ABS, +VDC
	98-00				<b>05-0447</b>	Luc	Ø 25,40	Alu, +ABS, -VDC
	98-00				<b>54-0023</b>		Ø 25,40	
	98-12/07				<b>55-0041</b>		Ø 19,05	
2.4 JTD Eng. 839A6.000 (103kW)	00-				<b>05-0643</b>	Luc	Ø 25,40	Alu, +ABS, +VDC
	00-				<b>05-0447</b>	Luc	Ø 25,40	Alu, +ABS, -VDC
	00-12/07				<b>55-0041</b>		Ø 19,05	
2.4 JTD Eng. 841C000 (110kW)	02-				<b>05-0643</b>	Luc	Ø 25,40	Alu, +ABS, +VDC
	02-				<b>05-0447</b>	Luc	Ø 25,40	Alu, +ABS, -VDC
	02-12/07				<b>55-0041</b>		Ø 19,05	
2.4 JTD Eng. 841G000 (129kW)	03-				<b>05-0643</b>	Luc	Ø 25,40	Alu, +ABS, +VDC
	03-				<b>05-0447</b>	Luc	Ø 25,40	Alu, +ABS, -VDC
	03-12/07				<b>55-0041</b>		Ø 19,05	
2.4 JTD Eng. AR34202 (100kW)	98-00				<b>05-0558</b>	Luc	Ø 25,40	Alu, +ABS, +VDC
	98-00				<b>05-0447</b>	Luc	Ø 25,40	Alu, +ABS, -VDC
	98-00				<b>54-0023</b>		Ø 25,40	
	98-00				<b>55-0041</b>		Ø 19,05	
2.4 MJT 20v Eng. 936B000 (132kW)	06-				<b>05-0447</b>	Luc	Ø 25,40	Alu, +ABS, -VDC
2.4 MJT 20v Eng. 936B000 (136kW)	06-				<b>05-0643</b>	Luc	Ø 25,40	Alu, +ABS, +VDC
	06-				<b>05-0447</b>	Luc	Ø 25,40	Alu, +ABS, -VDC
2.5 V6 24v Eng. AR34201 (140kW)	98-00				<b>05-0558</b>	Luc	Ø 25,40	Alu, +ABS, +VDC
	98-00				<b>05-0447</b>	Luc	Ø 25,40	Alu, +ABS, -VDC
	98-00				<b>54-0023</b>		Ø 25,40	
	98-00				<b>55-0041</b>		Ø 19,05	
2.5 V6 24v Eng. AR36201 (138kW)	00-				<b>05-0643</b>	Luc	Ø 25,40	Alu, +ABS, +VDC
	00-				<b>05-0447</b>	Luc	Ø 25,40	Alu, +ABS, -VDC
	00-12/07				<b>55-0041</b>		Ø 19,05	
3.0 V6 24v Eng. AR34301 (166kW)	98-00				<b>05-0558</b>	Luc	Ø 25,40	Alu, +ABS, +VDC
	98-00				<b>05-0447</b>	Luc	Ø 25,40	Alu, +ABS, -VDC

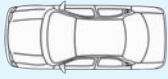













































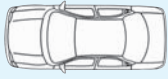























































		Spare Parts	F/R	L/R	METELLI ref.		DIMENSIONS mm.	NOTE
3.0 V6 24v Eng. AR34301 (166kW)	98-00				<b>54-0023</b>		Ø 25,40	
	98-00				<b>55-0041</b>		Ø 19,05	
3.0 V6 24v Eng. AR36101 (162kW)	00-				<b>05-0643</b>	Luc	Ø 25,40	Alu, +ABS, +VDC
	00-				<b>05-0447</b>	Luc	Ø 25,40	Alu, +ABS, -VDC
	00-12/07				<b>55-0041</b>		Ø 19,05	
3.2 V6 24v Eng. 936A6.000 (176kW)	03-				<b>05-0643</b>	Luc	Ø 25,40	Alu, +ABS, +VDC
	03-				<b>05-0447</b>	Luc	Ø 25,40	Alu, +ABS, -VDC
	03-12/07				<b>55-0041</b>		Ø 19,05	
<b>1750-2000 3/68-12/83</b>								
1750 Eng. AR00548 (83kW)	68-72				<b>05-0127</b>		Ø 22,20	
2000 Eng. AR10520 (97kW)	71-79				<b>05-0127</b>		Ø 22,20	
<b>33 I (905,A), Sportwagon 5/83-12/93</b>								
1.2 (Exc. SW) Eng. AR30585 (50kW)	4/88-89		R	L	<b>04-0399</b>		Ø 17,46	
	5/83-3/88		R	L	<b>04-0177</b>		Ø 17,46	Exc. SW
	4/88-89		R	R	<b>04-0398</b>		Ø 17,46	
	5/83-3/88		R	R	<b>04-0178</b>		Ø 17,46	Exc. SW
	4/88-89				<b>05-0129</b>		Ø 20,64	
	5/83-8/84				<b>05-0154</b>		Ø 20,64	Exc. SW
	9/84-3/88				<b>05-0128</b>		Ø 20,64	Exc. SW
	5/83-				<b>54-0008</b>		Ø 25,40	
	5/83-				<b>55-0013</b>		Ø 19,05	
1.3 (Exc. SW) (58kW)	4/88-89		R	L	<b>04-0399</b>		Ø 17,46	
	5/83-3/88		R	L	<b>04-0177</b>		Ø 17,46	Exc. SW
	4/88-89		R	R	<b>04-0398</b>		Ø 17,46	
	5/83-3/88		R	R	<b>04-0178</b>		Ø 17,46	Exc. SW
	4/88-89				<b>05-0129</b>		Ø 20,64	
	5/83-8/84				<b>05-0154</b>		Ø 20,64	Exc. SW
	9/84-3/88				<b>05-0128</b>		Ø 20,64	Exc. SW
	5/83-				<b>54-0008</b>		Ø 25,40	
	5/83-				<b>55-0013</b>		Ø 19,05	
1.3 (Exc. SW) Eng. AR30168/ AR30587 (63kW)	4/88-89		R	L	<b>04-0399</b>		Ø 17,46	
	84-3/88		R	L	<b>04-0177</b>		Ø 17,46	Exc. SW
	4/88-89		R	R	<b>04-0398</b>		Ø 17,46	
	84-3/88		R	R	<b>04-0178</b>		Ø 17,46	Exc. SW
	4/88-89				<b>05-0129</b>		Ø 20,64	
	-8/84				<b>05-0154</b>		Ø 20,64	Exc. SW
	9/84-3/88				<b>05-0128</b>		Ø 20,64	Exc. SW
	84-				<b>54-0008</b>		Ø 25,40	
	84-				<b>55-0013</b>		Ø 19,05	
1.3 (Exc. SW) Eng. AR30502/ AR30586 (55kW)	4/88-89		R	L	<b>04-0399</b>		Ø 17,46	
	5/83-3/88		R	L	<b>04-0177</b>		Ø 17,46	Exc. SW
	4/88-89		R	R	<b>04-0398</b>		Ø 17,46	
	5/83-3/88		R	R	<b>04-0178</b>		Ø 17,46	Exc. SW
	4/88-89				<b>05-0129</b>		Ø 20,64	
	5/83-8/84				<b>05-0154</b>		Ø 20,64	Exc. SW
	9/84-3/88				<b>05-0128</b>		Ø 20,64	Exc. SW
	5/83-				<b>54-0008</b>		Ø 25,40	
	5/83-				<b>55-0013</b>		Ø 19,05	
1.3 i.e. (66kW)	4/88-89		R	L	<b>04-0399</b>		Ø 17,46	
	5/83-3/88		R	L	<b>04-0177</b>		Ø 17,46	Exc. SW
	4/88-89		R	R	<b>04-0398</b>		Ø 17,46	
	5/83-3/88		R	R	<b>04-0178</b>		Ø 17,46	Exc. SW
	4/88-89				<b>05-0129</b>		Ø 20,64	
	5/83-8/84				<b>05-0154</b>		Ø 20,64	Exc. SW
	9/84-3/88				<b>05-0128</b>		Ø 20,64	Exc. SW
	5/83-				<b>54-0008</b>		Ø 25,40	
	5/83-				<b>55-0013</b>		Ø 19,05	
1.5 Eng. AR30182 (70kW)	83-89		R	L	<b>04-0177</b>		Ø 17,46	
	89-93		R	L	<b>04-0399</b>		Ø 17,46	
	83-89		R	R	<b>04-0178</b>		Ø 17,46	
	89-93		R	R	<b>04-0398</b>		Ø 17,46	
	83-84				<b>05-0154</b>		Ø 20,64	
	84-89				<b>05-0128</b>		Ø 20,64	
	89-93				<b>05-0129</b>		Ø 20,64	

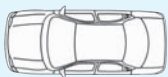















		Spare Parts	F/R	L/R	METELLI ref.		DIMENSIONS mm.	NOTE
1.5, 4WD Eng. AR30143/ AR30504 (62kW)	5/83-8/84		R	L	04-0177		Ø 17,46	Exc. SW
	9/84-8/85		R	L	04-0559		Ø 19,05	
	5/83-8/84		R	R	04-0178		Ø 17,46	Exc. SW
	9/84-8/85		R	R	04-0558		Ø 19,05	
	5/83-8/84				05-0154		Ø 20,64	Exc. SW
	9/84-85				05-0128		Ø 20,64	
	5/83-				54-0008		Ø 25,40	
	5/83-				55-0013		Ø 19,05	
1.5, 4WD Eng. AR30520 (66kW)	9/84-86		R	L	04-0177		Ø 17,46	Exc. SW
	9/84-86		R	R	04-0178		Ø 17,46	
	9/84-86				05-0128		Ø 20,64	Exc. SW
	9/84-86				54-0008		Ø 25,40	
	9/84-86				55-0013		Ø 19,05	
1.5, 4x4 Eng. AR30588 (75kW)	86-12/89		R	L	04-0177		Ø 17,46	Exc. SW
	9/86-12/89		R	L	04-0559		Ø 19,05	
	86-12/89		R	R	04-0178		Ø 17,46	Exc. SW
	9/86-12/89		R	R	04-0558		Ø 19,05	
	86-12/89				05-0128		Ø 20,64	Exc. SW
	9/86-12/89				05-0129		Ø 20,64	
	86-89				54-0008		Ø 25,40	
	86-89				55-0013		Ø 19,05	
1.5, QV, 4WD Eng. AR30146/ AR30508/ AR30588 (77kW)	9/84-12/89		R	L	04-0559		Ø 19,05	
	9/84-12/89		R	R	04-0558		Ø 19,05	
	84-89				05-0154		Ø 20,64	
	9/84-8/86				05-0128		Ø 20,64	
	9/86-12/89				05-0129		Ø 20,64	
	84-89				54-0008		Ø 25,40	
84-89				55-0013		Ø 19,05		
1.7 Eng. AR30550 (84-87kW)	88-89		R	L	04-0559		Ø 19,05	
	88-89		R	R	04-0558		Ø 19,05	
	88-89				05-0129		Ø 20,64	
	88-89				54-0008		Ø 25,40	
	88-89				55-0013		Ø 19,05	
1.7 (Exc. SW) (95kW)	86-89		R	L	04-0399		Ø 17,46	
	86-89		R	R	04-0398		Ø 17,46	
	86-89				05-0129		Ø 20,64	
1.7 i.e., 4WD Eng. AR30558 (77kW)	88-89		R	L	04-0559		Ø 19,05	
	88-89		R	R	04-0558		Ø 19,05	
	88-89				05-0129		Ø 20,64	
	88-89				54-0008		Ø 25,40	
	88-89				55-0013		Ø 19,05	
1.8 TD Eng. VM82A (54kW)	86-90		R	L	04-0399		Ø 17,46	
	86-90		R	R	04-0398		Ø 17,46	
	86-90				05-0129		Ø 20,64	
1.8 TD Eng. VM82A (62kW)	1/86-6/86		R	L	04-0399		Ø 17,46	
	1/86-6/86		R	R	04-0398		Ø 17,46	
	1/86-6/86				05-0129		Ø 20,64	
<b>33 II (907A,B), Sportwagon 1/90-9/94</b>								
1.4 (58kW)	91-94		R	L	04-0399		Ø 17,46	
	91-94		R	R	04-0398		Ø 17,46	
	91-94				05-0129		Ø 20,64	
1.4 i.e., 4WD Eng. AR30587/ AR30753/ AR30755 (66kW)	91-94		R	L	04-0399		Ø 17,46	
	91-94		R	R	04-0398		Ø 17,46	
	91-94				05-0129		Ø 20,64	
1.5 Eng. AR30146 (77kW)	90-93		R	L	04-0399		Ø 17,46	
	90-93		R	R	04-0398		Ø 17,46	
	90-93				05-0129		Ø 20,64	
1.5 i.e Eng. AR30751 (71kW)	90-94		R	L	04-0399		Ø 17,46	
	90-94		R	R	04-0398		Ø 17,46	
	90-94				05-0129		Ø 20,64	
1.5 i.e. Eng. AR30750 (74kW)	90-91		R	L	04-0399		Ø 17,46	
	90-91		R	R	04-0398		Ø 17,46	
	90-91				05-0129		Ø 20,64	

		Spare Parts	F/R	L/R	METELLI ref.		DIMENSIONS mm.	NOTE
1.7 16v, 4WD Eng. AR30747 (95-97kW)	90-94		R	L	04-0399		Ø 17,46	
	90-94		R	R	04-0398		Ø 17,46	
	90-94				05-0129		Ø 20,64	
1.7 i.e., 4WD Eng. AR30736/ AR30737 (77-79kW)	90-94		R	L	04-0399		Ø 17,46	
	90-94		R	R	04-0398		Ø 17,46	
	90-94				05-0129		Ø 20,64	
1.8 TD (Exc. SW) Eng. VM96A (62kW)	90-94		R	L	04-0399		Ø 17,46	
	90-94		R	R	04-0398		Ø 17,46	
	90-94				05-0129		Ø 20,64	
<b>75 (162B) 1/85-9/92</b>								
1.6 Eng. AR61101/ AR61102 (81kW)	85-92				05-0127		Ø 22,20	
	87-91				54-0009		Ø 25,40	
	87-91				55-0016		Ø 19,05	
1.6, Kat Eng. AR06100 (81kW)	85-92				05-0127		Ø 22,20	
	87-91				54-0009		Ø 25,40	
	87-91				55-0016		Ø 19,05	
1.8 Eng. AR06168 (88kW)	88-92				05-0127		Ø 22,20	
	88-91				54-0009		Ø 25,40	
	88-91				55-0016		Ø 19,05	
1.8 Eng. AR06202 (85kW)	85-89				05-0127		Ø 22,20	
	87-89				54-0009		Ø 25,40	
	87-89				55-0016		Ø 19,05	
1.8 Eng. AR61201 (90kW)	89-92				05-0127		Ø 22,20	
	89-91				54-0009		Ø 25,40	
	89-91				55-0016		Ø 19,05	
1.8 T. Eng. AR06134 (110kW)	86-92				05-0127		Ø 22,20	
1.8 T. i.e. Eng. AR06158 (114kW)	86-90				05-0127		Ø 22,20	
2.0 Eng. AR06212 (94kW)	85-88				05-0127		Ø 22,20	
2.0 T.S, Kat Eng. AR06166/ AR06224 (107-109kW)	85-92				05-0127		Ø 22,20	
	87-91				54-0009		Ø 25,40	
	87-91				55-0016		Ø 19,05	
2.0 TD Eng. VM80A (70kW)	85-92				05-0127		Ø 22,20	
	85-91				54-0009		Ø 25,40	
	85-91				55-0016		Ø 19,05	
2.4 TD Eng. VM81A (82kW)	89-92				05-0127		Ø 22,20	
2.5 V6 Eng. AR01646/ AR01911 (115kW)	85-86				05-0127		Ø 22,20	
2.5 V6 Kat Eng. AR01648 (113kW)	86-89				05-0127		Ø 22,20	
3.0 V6 Eng. AR61503 (141kW)	90-92				05-0127		Ø 22,20	
	90-91				54-0009		Ø 25,40	
	90-91				55-0016		Ø 19,05	
3.0 V6, Kat Eng. AR06120/ AR06124 (136kW)	87-92				05-0127		Ø 22,20	
	87-92				54-0009		Ø 25,40	
	87-92				55-0016		Ø 19,05	
<b>90 (162) 10/84-7/87</b>								
1.8 Eng. AR06168 (88kW)	84-87				05-0127		Ø 22,20	
	84-87				54-0009		Ø 25,40	
	84-87				55-0016		Ø 19,05	
1.8 Eng. AR06202 (85kW)	84-87				05-0127		Ø 22,20	
	84-87				54-0009		Ø 25,40	
	84-87				55-0016		Ø 19,05	
2.0 i.e. Eng. AR01713/ AR06212 (94kW)	84-87				05-0127		Ø 22,20	
	84-87				54-0009		Ø 25,40	
	84-87				55-0016		Ø 19,05	
2.0 i.e. Eng. AR06210 (97kW)	84-87				05-0127		Ø 22,20	
	84-87				54-0009		Ø 25,40	
	84-87				55-0016		Ø 19,05	
2.4 TD Eng. VM81A (81kW)	84-87				05-0127		Ø 22,20	
	84-87				54-0009		Ø 25,40	
	84-87				55-0016		Ø 19,05	
2.5 i.e. V6 Eng. AR01646/ AR01911 (115kW)	84-87				05-0127		Ø 22,20	
	84-87				54-0009		Ø 25,40	
	84-87				55-0016		Ø 19,05	































		Spare Parts		METELLI ref.		DIMENSIONS mm.	NOTE
		F/R	L/R				
<b>Alfasud (901) 6/72-12/84</b>							
1.5 Eng. AR30146 (77kW)	83-84		R	L	04-0177	Ø 17,46	
	83-84		R	R	04-0178	Ø 17,46	
	83-84				05-0128	Ø 20,64	
	83-84				54-0008	Ø 25,40	
	83-84				55-0013	Ø 19,05	
<b>Alfasud Sprint (902.A) 9/76-12/89</b>							
1.3 Eng. AR30168 (63kW)	79-89		R	L	04-0399	Ø 17,46	
	79-89		R	R	04-0398	Ø 17,46	
	86-				05-0129	Ø 20,64	
	10/86-				54-0008	Ø 25,40	
	10/86-				55-0013	Ø 19,05	
1.5 Eng. AR30128 (70kW)	82-86		R	L	04-0177	Ø 17,46	
	82-86		R	R	04-0178	Ø 17,46	
	86-				05-0128	Ø 20,64	
	79-86				54-0008	Ø 25,40	
	79-86				55-0013	Ø 19,05	
1.5 Eng. AR30146 (77kW)	83-87		R	L	04-0177	Ø 17,46	
	83-87		R	R	04-0178	Ø 17,46	
	86-				05-0128	Ø 20,64	
	83-87				54-0008	Ø 25,40	
	83-87				55-0013	Ø 19,05	
1.5 Eng. AR30588 (75kW)	83-87		R	L	04-0177	Ø 17,46	
	83-87		R	R	04-0178	Ø 17,46	
	86-				05-0128	Ø 20,64	
	83-87				54-0008	Ø 25,40	
	83-87				55-0013	Ø 19,05	
1.7 i.e., 4WD Eng. AR30558 (77kW)	87-		R	L	04-0399	Ø 17,46	
	87-		R	R	04-0398	Ø 17,46	
	87-				05-0129	Ø 20,64	
	87-				54-0008	Ø 25,40	
	87-				55-0013	Ø 19,05	
<b>Alfetta (116) 1/74-1/86</b>							
1.6, GT Eng. AR01600 (79kW)	75-84				05-0127	Ø 22,20	
	75-84				54-0009	Ø 25,40	
	75-84				55-0012	Ø 19,05	+BFR
	75-84				55-0017	Ø 19,05	+BFR
1.8 Eng. AR01678 (90kW)	79-84				05-0127	Ø 22,20	
	79-84				54-0009	Ø 25,40	
	79-84				55-0012	Ø 19,05	+BFR
1.8, GT Eng. AR01608 (90kW)	74-84				05-0127	Ø 22,20	
	74-84				54-0009	Ø 25,40	
	74-84				55-0012	Ø 19,05	+BFR
1.8, GT Eng. AR01608X (85kW)	74-84				55-0017	Ø 19,05	+BFR
	74-77				05-0127	Ø 22,20	
	74-77				54-0009	Ø 25,40	
	74-77				55-0012	Ø 19,05	+BFR
2.0 Eng. AR11655/ AR58484 (96kW)	77-80				55-0017	Ø 19,05	+BFR
	77-				05-0127	Ø 22,20	
	77-				54-0009	Ø 25,40	
	77-80				55-0012	Ø 19,05	+BFR
2.0 TD Eng. VM4HT2 (60kW)	77-80				55-0017	Ø 19,05	+BFR
	79-83				05-0127	Ø 22,20	
	79-83				54-0009	Ø 25,40	
	79-83				55-0016	Ø 19,05	
2.0, GT Eng. AR01623 (89kW)	74-84				55-0017	Ø 19,05	+BFR
	77-85				05-0127	Ø 22,20	
	77-				54-0009	Ø 25,40	
	77-85				55-0012	Ø 19,05	+BFR
	77-85				55-0017	Ø 19,05	+BFR
2.0, GT Eng. AR01713/ AR10520 (97kW)	85-				55-0016	Ø 19,05	
	77-84				05-0127	Ø 22,20	
	77-				54-0009	Ø 25,40	
77-84				55-0012	Ø 19,05	+BFR	

		Spare Parts	F/R	L/R	METELLI ref.		DIMENSIONS mm.	NOTE
2.0, GT Eng. AR01713/ AR10520 (97kW)	77-84				55-0017		Ø 19,05	+BFR
2.4 TD Eng. VM4HT2.4 (70kW)	83-84				05-0127		Ø 22,20	
<b>Arna (920) 3/83-12/86</b>								
1.2 Eng. AR30102 (46kW)	83-86		R	L	04-0177		Ø 17,46	LHD
	84-86		R	L	04-0558		Ø 19,05	
	83-86		R	R	04-0178		Ø 17,46	LHD
	84-86		R	R	04-0559		Ø 19,05	
	83-86				05-0127		Ø 22,20	LHD
	9/83-86				54-0008		Ø 25,40	
	9/83-86				55-0013		Ø 19,05	
1.2 Eng. AR30500 (50kW)	1/85-12/86		R		04-0199	Nabco	Ø 17,46	Alu
	84-86		R	L	04-0558		Ø 19,05	
	84-86		R	R	04-0559		Ø 19,05	
	9/83-86				54-0008		Ø 25,40	
	9/83-86				55-0013		Ø 19,05	
1.2 Eng. AR31000 (44kW)	1/85-12/86		R		04-0199	Nabco	Ø 17,46	Alu
	84-86		R	L	04-0558		Ø 19,05	
	84-86		R	R	04-0559		Ø 19,05	
	9/83-86				54-0008		Ø 25,40	
	9/83-86				55-0013		Ø 19,05	
1.3 TI Eng. AR30168/ AR31010 (63kW)	83-86		R	L	04-0177		Ø 17,46	LHD
	84-86		R	L	04-0558		Ø 19,05	
	83-86		R	R	04-0178		Ø 17,46	LHD
	84-86		R	R	04-0559		Ø 19,05	
	83-86				05-0127		Ø 22,20	LHD
	83-86				54-0008		Ø 25,40	
	83-86				55-0013		Ø 19,05	
1.5 Eng. AR30182 (70kW)	83-86		R	L	04-0177		Ø 17,46	LHD
	84-86		R	L	04-0558		Ø 19,05	
	83-86		R	R	04-0178		Ø 17,46	LHD
	84-86		R	R	04-0559		Ø 19,05	
	83-86				05-0127		Ø 22,20	LHD
	83-86				54-0008		Ø 25,40	
	83-86				55-0013		Ø 19,05	
<b>Brera (177) 1/06-</b>								
2.2 JTS Eng. 939A5.000 (136kW)	06-				05-0439	Trw	Ø 25,40	Alu, +ABS, +VDC
	1/06-				55-0075		Ø 15,87	
2.4 JTD 20v Eng. 939A3.000 (147kW)	06-				05-0439	Trw	Ø 25,40	Alu, +ABS, +VDC
	1/06-				55-0075		Ø 15,87	
2.4 JTD 20v Eng. 939A9.000 (154kW)	07-				05-0439	Trw	Ø 25,40	Alu, +ABS, +VDC
	7/07-				55-0075		Ø 15,87	
3.2 JTS Q4 Eng. 939A0.000 (191kW)	06-				05-0439	Trw	Ø 25,40	Alu, +ABS, +VDC
	1/06-				55-0075		Ø 15,87	
<b>Giulia 6/64-12/78</b>								
1.3 Eng. AR00530 (64kW)	74-78				05-0127		Ø 22,20	
1.3 TI (62kW)	1/70-75				05-0127		Ø 22,20	
1.6 Eng. AR00526 (76kW)	74-78				05-0127		Ø 22,20	
1.8 D (38kW)	76-78				05-0127		Ø 22,20	
<b>Giulietta (116) 10/77-12/85</b>								
1.3 Eng. AR01644 (66kW)	10/77-83				05-0127		Ø 22,20	
	77-83				54-0009		Ø 25,40	
	77-82				55-0012		Ø 19,05	+BFR
	77-82				55-0017		Ø 19,05	+BFR
	82-83				55-0016		Ø 19,05	
1.6 Eng. AR01600 (79kW)	10/77-85				05-0127		Ø 22,20	
	77-83				54-0009		Ø 25,40	
	77-82				55-0012		Ø 19,05	+BFR
	77-82				55-0017		Ø 19,05	+BFR
	82-85				55-0016		Ø 19,05	
1.8 Eng. AR01678 (90kW)	79-85				05-0127		Ø 22,20	
	79-85				54-0009		Ø 25,40	
	79-82				55-0012		Ø 19,05	+BFR
	79-82				55-0017		Ø 19,05	+BFR
	82-85				55-0016		Ø 19,05	



		Spare Parts	F/R	L/R	METELLI ref.		DIMENSIONS mm.	NOTE
2.0 Eng. AR01655/ AR11671 (96kW)	80-85				05-0127		Ø 22,20	
	80-85				54-0009		Ø 25,40	
	80-82				55-0012		Ø 19,05	+BFR
	80-82				55-0017		Ø 19,05	+BFR
	80-85				55-0016		Ø 19,05	
2.0 TD Eng. VM4HT (61kW)	83-85				54-0009		Ø 25,40	
	83-85				55-0016		Ø 19,05	
<b>GT (937) 11/03-</b>								
1.8 T.S. 16v Eng. AR32205 (103kW)	11/03-				05-0293	Luc	Ø 22,20	Alu, +VDC
	11/03-				05-0344	Luc	Ø 22,20	Alu, -VDC
1.9 JTD 16v Eng. 937A5.000 (110kW)	11/03-				05-0293	Luc	Ø 22,20	Alu, +VDC
	11/03-				05-0344	Luc	Ø 22,20	Alu, -VDC
2.0 JTS Eng. 937A1.000 (121kW)	11/03-				05-0293	Luc	Ø 22,20	Alu, +VDC
	11/03-				05-0344	Luc	Ø 22,20	Alu, -VDC
3.2 V6 24v Eng. 936A6.000 (176kW)	11/03-				05-0293	Luc	Ø 22,20	Alu, +VDC
<b>GTV (116) 1/78-2/87</b>								
2.0 Eng. AR01655/ AR06212 (94kW)	11/84-86				05-0127		Ø 22,20	
	11/80-9/86				54-0009		Ø 25,40	
	11/80-8/83				55-0012		Ø 19,05	+BFR
	11/80-8/83				55-0017		Ø 19,05	+BFR
	9/83-9/86				55-0016		Ø 19,05	
2.0 Eng. AR11655/ AR58484 (96kW)	11/84-86				05-0127		Ø 22,20	
	11/80-9/86				54-0009		Ø 25,40	
	11/80-8/83				55-0012		Ø 19,05	+BFR
	11/80-8/83				55-0017		Ø 19,05	+BFR
	9/83-9/86				55-0016		Ø 19,05	
2.5 Eng. AR01646 (116kW)	11/84-87				05-0127		Ø 22,20	
	11/80-9/87				54-0009		Ø 25,40	
	11/80-8/83				55-0012		Ø 19,05	+BFR
	11/80-8/83				55-0017		Ø 19,05	+BFR
	9/83-9/87				55-0016		Ø 19,05	
<b>GTV (916C) 6/95-</b>								
1.8 T.S. 16v Eng. AR32201 (106kW)	98-				05-0208		Ø 22,20	Supplied -Servo
	98-				54-0023		Ø 25,40	
	98-				55-0027		Ø 19,05	
2.0 T.S. 16v Eng. AR16201/ AR32310 (110kW)	1/97-				05-0208		Ø 22,20	Supplied -Servo
2.0 T.S. 16v Eng. AR32301 (114kW)	98-00				05-0208		Ø 22,20	Supplied -Servo
	98-00				55-0027		Ø 19,05	
2.0 V6 T. Eng. AR16202 (148kW)	6/95-				05-0208		Ø 22,20	Supplied -Servo
	95-				54-0023		Ø 25,40	
	95-				55-0027		Ø 19,05	
3.0 V6 24v Eng. AR16102 (162kW)	96-				05-0208		Ø 22,20	Supplied -Servo
	96-				54-0023		Ø 25,40	
	96-				55-0027		Ø 19,05	
3.0 V6 24v Eng. AR16105 (160kW)	00-				05-0208		Ø 22,20	Supplied -Servo
	00-				54-0023		Ø 25,40	
	00-				55-0027		Ø 19,05	
<b>Mito 8/08-</b>								
1.4 Eng. 199A1.000 (70kW)	08-				05-0675	Bosch	Ø 22,20	Alu
<b>Montreal 12/72-3/79</b>								
2.6 Eng. AR10832 (143kW)	72-75				05-0127		Ø 22,20	
	72-75				55-0016		Ø 19,05	
<b>RZ 1/92-12/94</b>								
3.0 V6 Zagato Eng. AR61501 (152kW)	92-				55-0016		Ø 19,05	
<b>Spider (916S) 6/95-6/06</b>								
1.8 T.S. 16v Eng. AR32201 (106kW)	98-				05-0208		Ø 22,20	Supplied -Servo
	98-				54-0023		Ø 25,40	
	98-				55-0027		Ø 19,05	
2.0 T.S. 16v Eng. AR16201/ AR32310 (110kW)	2/95-				05-0208		Ø 22,20	Supplied -Servo
2.0 T.S. 16v Eng. AR32301 (114kW)	98-				05-0208		Ø 22,20	Supplied -Servo
	98-				54-0023		Ø 25,40	
	98-				55-0027		Ø 19,05	
2.0 V6 T. Eng. AR16202 (148kW)	98-				05-0208		Ø 22,20	Supplied -Servo
	98-				54-0023		Ø 25,40	

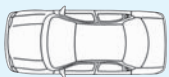


























		Spare Parts	F/R	L/R	METELLI ref.		DIMENSIONS mm.	NOTE
2.0 V6 T. Eng. AR16202 (148kW)	98-				<b>55-0027</b>		Ø 19,05	
3.0 V6 Eng. AR16101 (141kW)	2/95-				<b>05-0208</b>		Ø 22,20	Supplied -Servo
3.0 V6 Eng. AR16105 (160kW)	10/00-				<b>54-0023</b>		Ø 25,40	
	10/00-				<b>55-0027</b>		Ø 19,05	
3.0 V6 24v Eng. AR16102 (162kW)	99-				<b>54-0023</b>		Ø 25,40	
	99-				<b>55-0027</b>		Ø 19,05	
<b>Spider (939) 1/06-</b>								
2.2 JTS Eng. 939A5.000 (136kW)	06-				<b>05-0439</b>	Trw	Ø 25,40	Alu, +ABS, +VDC
	1/06-				<b>55-0075</b>		Ø 15,87	
2.4 JTD 20v Eng. 939A3.000 (147kW)	06-				<b>05-0439</b>	Trw	Ø 25,40	Alu, +ABS, +VDC
	1/06-				<b>55-0075</b>		Ø 15,87	
2.4 JTD 20v Eng. 939A9.000 (154kW)	07-				<b>05-0439</b>	Trw	Ø 25,40	Alu, +ABS, +VDC
3.2 JTS Q4 Eng. 939A0.000 (191kW)	06-				<b>05-0439</b>	Trw	Ø 25,40	Alu, +ABS, +VDC
	1/06-				<b>55-0075</b>		Ø 15,87	

## ALFA ROMEO LCV



































<b>AR 6 (280) 1/82-8/90</b>								
1.8 Eng. 169B(XM7T) (49-51kW)	82-85		R		<b>04-0181</b>		Ø 22,22	Exc. 18Q
	85-88		R		<b>04-0249</b>		Ø 25,40	Exc. 18Q
	85-88		R		<b>04-0250</b>		Ø 26,99	18Q
	82-88				<b>05-0130</b>		Ø 22,20	Exc. 18Q
	85-88				<b>05-0110</b>		Ø 25,40	18Q
	1/82-12/82				<b>09-0013</b>		Ø	Alu, Exc. 18Q
	1/83-88			<b>09-0012</b>		Ø	Alu, Exc. 18Q	
1.9 D Eng. 160D1.000 (51kW)	85-		R		<b>04-0249</b>		Ø 25,40	10Q, 13Q Diesel, 14Q
	85-				<b>05-0130</b>		Ø 22,20	10Q, 13Q Diesel, 14Q
2.0 Eng. 170B (55kW)	86-90		R		<b>04-0249</b>		Ø 25,40	Exc. 18Q
	86-90		R		<b>04-0250</b>		Ø 26,99	18Q
	86-90				<b>05-0130</b>		Ø 22,20	Exc. 18Q
	86-90				<b>05-0110</b>		Ø 25,40	18Q
	86-90				<b>09-0012</b>		Ø	Alu, Exc. 18Q
2.4 D Eng. 8144.61.200 (53kW)	85-		R		<b>04-0249</b>		Ø 25,40	10Q, 13Q Diesel, 14Q
	85-				<b>05-0130</b>		Ø 22,20	10Q, 13Q Diesel, 14Q
2.4 TD Eng. 8144.21.220 (68kW)	86-		R		<b>04-0249</b>		Ø 25,40	10Q, 13Q Diesel, 14Q
	86-				<b>05-0130</b>		Ø 22,20	10Q, 13Q Diesel, 14Q
2.5 D Eng. 8144.67.220 (55kW)	86-		R		<b>04-0249</b>		Ø 25,40	10Q, 13Q Diesel, 14Q
	86-				<b>05-0130</b>		Ø 22,20	10Q, 13Q Diesel, 14Q
<b>AR 8 (280) 4/78-12/89</b>								
2.4 D Eng. 8140.61.200 (53kW)	82-		R		<b>04-0248</b>		Ø 15,87	Only 2.4D
	82-				<b>05-0161</b>		Ø 22,20	Only 2.4D
	78-81				<b>09-0001</b>	Benditalia	Ø	Alu
2.4 TD Eng. 8140.21.200D.I. (68kW)	85-		R		<b>04-0248</b>		Ø 15,87	Only 2.4D
	85-				<b>05-0161</b>		Ø 22,20	Only 2.4D
	85-				<b>09-0001</b>	Benditalia	Ø	Alu
2.5 D Eng. 8144.67.220 (55kW)	86-		R		<b>04-0248</b>		Ø 15,87	Only 2.4D
	86-				<b>05-0161</b>		Ø 22,20	Only 2.4D
	86-				<b>09-0001</b>	Benditalia	Ø	Alu
<b>AR 8 (280) Van 4/78-12/89</b>								
2.4 D Eng. 8140.61.200 (53kW)	78-86		R		<b>04-0247</b>		Ø 17,46	
	78-86				<b>05-0092</b>		Ø 20,64	
2.4 TD Eng. 8140.21.200D.I. (68kW)	85-89		R		<b>04-0247</b>		Ø 17,46	
	85-89				<b>05-0092</b>		Ø 20,64	
2.5 D Eng. 8144.67.220 (55kW)	86-89		R		<b>04-0247</b>		Ø 17,46	
	86-89				<b>05-0092</b>		Ø 20,64	

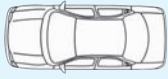





















































## AMERICAN MOTORS

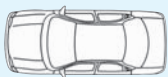






























<b>Ambassador</b>								
6 Cyl.	58-66		R	L	<b>04-0287</b>		Ø 22,20	
	67-72		R	L	<b>04-0289</b>		Ø 23,81	
	58-66		R	R	<b>04-0288</b>		Ø 22,20	
	67-72		R	R	<b>04-0290</b>		Ø 23,81	
8 Cyl.	67-72		R	L	<b>04-0289</b>		Ø 23,81	
	67-72		R	R	<b>04-0290</b>		Ø 23,81	

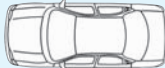



























































			Spare Parts	F/R	L/R	METELLI ref.		DIMENSIONS mm.	NOTE
<b>American</b>									
8 Cyl.	67-68			R	L	04-0287		Ø 22,20	
	67-68			R	R	04-0288		Ø 22,20	
<b>Amx</b>									
8 Cyl.	68-70			R	L	04-0287		Ø 22,20	
	68-70			R	R	04-0288		Ø 22,20	
All models	1/71-12/71			R	L	04-0289		Ø 23,81	Exc. 8 Cyl., HDB
	77-78			R	L	04-0287		Ø 22,20	
	1/71-12/71			R	R	04-0290		Ø 23,81	Exc. 8 Cyl., HDB
	77-78			R	R	04-0288		Ø 22,20	
<b>Classic</b>									
8 Cyl.	1/65-12/65			R	L	04-0289		Ø 23,81	SW
	1/65-12/65			R	R	04-0290		Ø 23,81	SW
<b>Concord</b>									
4-6 Cyl.	80-12/83			R	L	04-0289		Ø 23,81	SW
	80-12/83			R	R	04-0290		Ø 23,81	SW
<b>Eagle - Sx4</b>									
All models	80-12/83			R	L	04-0289		Ø 23,81	SW
	80-12/83			R	R	04-0290		Ø 23,81	SW
<b>Gremlin</b>									
8 Cyl.	72-76			R	L	04-0287		Ø 22,20	
	72-76			R	R	04-0288		Ø 22,20	
All models	1/71-12/71			R	L	04-0289		Ø 23,81	Exc. 8 Cyl., HDB
	1/71-12/71			R	R	04-0290		Ø 23,81	Exc. 8 Cyl., HDB
<b>Hornet</b>									
8 Cyl.	1/72-12/75			R	L	04-0287		Ø 22,20	
	-71 / 1/76-			R	L	04-0289		Ø 23,81	HDB
	1/72-12/75			R	R	04-0288		Ø 22,20	
	-71 / 1/76-			R	R	04-0290		Ø 23,81	HDB
<b>Javelin</b>									
8 Cyl.	68-74			R	L	04-0287		Ø 22,20	
	68-74			R	R	04-0288		Ø 22,20	
All models	1/71-12/71			R	L	04-0289		Ø 23,81	Exc. 8 Cyl., HDB
	1/71-12/71			R	R	04-0290		Ø 23,81	Exc. 8 Cyl., HDB
<b>Kamback</b>									
All models	1/83-12/83			R	L	04-0289		Ø 23,81	
	1/83-12/83			R	R	04-0290		Ø 23,81	
<b>Marlin</b>									
6-8 Cyl.	1/67-12/67			R	L	04-0289		Ø 23,81	
	1/67-12/67			R	R	04-0290		Ø 23,81	
<b>Matador</b>									
6-8 Cyl.	71-78			R	L	04-0289		Ø 23,81	SW, HDB
	74-78			R	L	04-0287		Ø 22,20	Exc. SW
	71-78			R	R	04-0290		Ø 23,81	SW, HDB
	74-78			R	R	04-0288		Ø 22,20	Exc. SW
<b>Pacer</b>									
All models	75-76			R	L	04-0287		Ø 22,20	
	75-76			R	R	04-0288		Ø 22,20	
<b>Rambler</b>									
8 Cyl.	1/69-12/69			R	L	04-0287		Ø 22,20	
	1/69-12/69			R	R	04-0288		Ø 22,20	
<b>Rebel</b>									
6-8 Cyl.	1/70-12/70			R	L	04-0289		Ø 23,81	Exc. SW
	1/70-12/70			R	R	04-0290		Ø 23,81	Exc. SW
<b>Rogue</b>									
6-8 Cyl.	67-69			R	L	04-0289		Ø 23,81	
	67-69			R	R	04-0290		Ø 23,81	
<b>Spirit</b>									
All models	1/71-12/71			R	L	04-0289		Ø 23,81	Exc. 8 Cyl., HDB
	1/71-12/71			R	R	04-0290		Ø 23,81	Exc. 8 Cyl., HDB
<b>100 I (C1) 11/68-7/76</b>									
1.6 Eng. YM (63kW)	75-		R		04-0106		Ø 15,87	Ch -31073209	
1.8 (59kW)	68-		R		04-0106		Ø 15,87	Ch -31073209	
1.8 Eng. ZU (63kW)	71-		R		04-0106		Ø 15,87	Ch -31073209	
1.8 Eng. ZX (66kW)	68-		R		04-0106		Ø 15,87	Ch -31073209	
1.8 LS Eng. ZZ (74kW)	70-		R		04-0106		Ø 15,87	Ch -31073209	

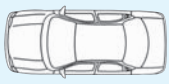












































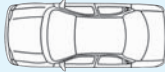
































































		Spare Parts	F/R	L/R	METELLI ref.		DIMENSIONS mm.	NOTE
1.9 GL, Coupe Eng. ZJ (82kW)	70-		R		04-0106		Ø 15,87	Ch -31073209
<b>100 II (43, C2), Avant 6/76-7/83</b>								
1.6 Eng. YV (63kW)	9/76-8/82		R		04-0226		Ø 15,87	
1.9 Eng. WH (74kW)	8/80-8/82		R		04-0060		Ø 17,46	
2.0 Eng. WA (85kW)	76-78		R		04-0060		Ø 17,46	
2.0 D Eng. CN (51kW)	78-8/82		R		04-0060		Ø 17,46	
2.0 TD Eng. DE (63kW)	79-8/82		R		04-0060		Ø 17,46	
2.1 Eng. WB/ WE (85kW)	77-8/82		R		04-0060		Ø 17,46	
2.1 Eng. WC (100kW)	77-8/82		R		04-0060		Ø 17,46	
2.1 Eng. WG (100kW)	77-8/82		R		04-0060		Ø 17,46	
<b>100 III (44, 44Q, C3), Avant 8/82-7/91</b>								
1.8 Eng. DR/ RS (55kW)	9/82-87		R		04-0060		Ø 17,46	
	9/82-12/87				05-0159		Ø 23,81	Alu, -ABS
1.8 Eng. JW/ NP (66kW)	83-89		R		04-0060		Ø 17,46	
	83-12/87				05-0159		Ø 23,81	Alu, -ABS
1.8 Eng. SH (65kW)	86-12/90		R		04-0060		Ø 17,46	
	86-12/87				05-0159		Ø 23,81	Alu, -ABS
1.8 Kat Eng. 4B/ PH (66kW)	85-12/90		R		04-0060		Ø 17,46	
	85-12/87				05-0159		Ø 23,81	Alu, -ABS
1.9 Eng. WH (74kW)	9/82-7/84		R		04-0060		Ø 17,46	
	9/82-7/84				05-0159		Ø 23,81	Alu, -ABS
2.0 Eng. KP (85kW)	9/84-87		R		04-0060		Ø 17,46	
	9/84-12/87				05-0159		Ø 23,81	Alu, -ABS
2.0 Eng. SL (83kW)	86-87		R		04-0060		Ø 17,46	
	86-12/87				05-0159		Ø 23,81	Alu, -ABS
2.0 D Eng. CN (51kW)	82-12/90		R		04-0060		Ø 17,46	
	9/82-7/88				05-0159		Ø 23,81	Alu, -ABS
2.0 Kat Eng. RT (85kW)	88-12/90		R		04-0060		Ø 17,46	
2.0 TD Eng. DE (64kW)	9/82-88		R		04-0060		Ø 17,46	
	9/82-7/88				05-0159		Ø 23,81	Alu, -ABS
2.0 TD Eng. NC (74kW)	88-12/90		R		04-0060		Ø 17,46	
2.1 Eng. WC (100kW)	82-84		R		04-0060		Ø 17,46	
	82-84				05-0159		Ø 23,81	Alu, -ABS
2.2 Eng. KZ (85kW)	84-86		R		04-0060		Ø 17,46	
	84-86				05-0159		Ø 23,81	Alu, -ABS
2.2 E quattro Eng. PX (88kW)	85-86				05-0159		Ø 23,81	Alu, -ABS
2.2 quattro, Kat Eng. KU (101kW)	84-12/90				05-0159		Ø 23,81	Alu, -ABS, -Servo
2.2 T. Eng. MC (121kW)	86-12/90				05-0159		Ø 23,81	Alu, -ABS, -Servo
2.2 T. quattro Eng. MC (121kW)	86-12/90				05-0159		Ø 23,81	Alu, -ABS, -Servo
2.2, Kat Eng. KU / HX (101kW)	84-7/88		R		04-0060		Ø 17,46	
	84-7/88				05-0159		Ø 23,81	Alu, -ABS
2.3 Eng. NF (98kW)	1/90-11/90				05-0159		Ø 23,81	Alu, -ABS, -Servo
2.3 E Eng. NF (100kW)	86-11/90				05-0159		Ø 23,81	Alu, -ABS, -Servo
2.3 E quattro Eng. NF (100kW)	86-12/90				05-0159		Ø 23,81	Alu, -ABS, -Servo
2.3 quattro Eng. NF (98kW)	1/90-11/90				05-0159		Ø 23,81	Alu, -ABS, -Servo
2.4 D Eng. 3D (60kW)	89-12/90		R		04-0060		Ø 17,46	
<b>100 IV (4A, C4), Avant 12/90-6/94</b>								
2.0 Eng. AAE (74kW)	1/91-94		R		04-0594		Ø 20,64	Alu
	1/91-94				05-0259		Ø 23,81	Alu, +ABS
	1/91-94				05-0247		Ø 23,81	Alu, -ABS
2.0 E Eng. AAD/ ABK (85kW)	1/91-94		R		04-0594		Ø 20,64	Alu
	1/91-94				05-0259		Ø 23,81	Alu, +ABS
	1/91-94				05-0247		Ø 23,81	Alu, -ABS
2.0 E 16v, quattro Eng. ACE (102kW)	1/92-94				05-0247		Ø 23,81	Alu, -ABS
	92-94				05-0259		Ø 23,81	Alu, +ABS

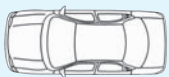

































		Spare Parts	F/R	L/R	METELLI ref.		DIMENSIONS mm.	NOTE
2.0 E quattro Eng. AAD/ ABK (85kW)	1/91-94		R		04-0594		Ø 20,64	Alu
	1/91-94				05-0259		Ø 23,81	Alu, +ABS
	1/91-94				05-0247		Ø 23,81	Alu, -ABS
2.3 E Eng. AAR (98kW)	12/90-94				05-0259		Ø 23,81	Alu, +ABS
	12/90-94				05-0247		Ø 23,81	Alu, -ABS
2.3 E quattro Eng. AAR (98kW)	12/90-94				05-0259		Ø 23,81	Alu, +ABS
	12/90-94				05-0247		Ø 23,81	Alu, -ABS
2.4 D Eng. AAS (60kW)	1/91-94		R		04-0594		Ø 20,64	Alu
	1/91-94				05-0259		Ø 23,81	Alu, +ABS
	1/91-94				05-0247		Ø 23,81	Alu, -ABS
2.5 TDi Eng. AAT/ ABP (85kW)	90-94				05-0259		Ø 23,81	Alu, +ABS
	90-94				05-0247		Ø 23,81	Alu, -ABS
2.6 Eng. ABC (110kW)	7/92-94				05-0259		Ø 23,81	Alu, +ABS
	7/92-94				05-0247		Ø 23,81	Alu, -ABS
2.6 quattro Eng. ABC (110kW)	7/92-94				05-0259		Ø 23,81	Alu, +ABS
	7/92-94				05-0247		Ø 23,81	Alu, -ABS
2.8 E Eng. AAH (128kW)	12/90-94				05-0259		Ø 23,81	Alu, +ABS
	12/90-94				05-0247		Ø 23,81	Alu, -ABS
2.8 E quattro Eng. AAH (128kW)	12/90-94				05-0259		Ø 23,81	Alu, +ABS
	12/90-94				05-0247		Ø 23,81	Alu, -ABS
<b>200 II (44, 44Q), Avant 8/83-12/91</b>								
2.1 E (Exc. Avant) Eng. WC (100kW)	83-84				05-0159		Ø 23,81	Alu, +Servo
2.1 T. Eng. KG (134kW)	83-88				05-0159		Ø 23,81	Alu, +Servo
2.1 T. quattro Eng. KG (134kW)	83-88				05-0159		Ø 23,81	Alu, +Servo
2.2 (Exc. Avant) Eng. KU (101kW)	84-85				05-0159		Ø 23,81	Alu, +Servo
2.2 T. Eng. 1B (147kW)	88-91				05-0159		Ø 23,81	Alu, +Servo
2.2 T. Eng. MC (121kW)	8/85-1/88				05-0159		Ø 23,81	Alu, +Servo
2.2 T. (Exc. Avant) Eng. 2B (140kW)	88-90				05-0159		Ø 23,81	Alu, +Servo
2.2 T. quattro Eng. 1B (147kW)	88-91				05-0159		Ø 23,81	Alu, +Servo
2.2 T. quattro Eng. MC (121kW)	8/85-1/88				05-0159		Ø 23,81	Alu, +Servo
<b>4000 10/78-9/87</b>								
All models	78-87		R		04-0060		Ø 17,46	Coupé, Exc. S Quattro
	79-87		R		04-0226		Ø 15,87	S Quattro Exc. Turbo, HDB
<b>50 (86) 8/74-7/78</b>								
1.1 Eng. HB (37kW)	8/74-7/78		R		04-0116		Ø 14,29	-CF
	8/74-7/78		R		04-0060		Ø 17,46	+CF
	8/74-9/75		R		04-0349	Fte	Ø 19,05	+CF
	8/74-7/78				05-0040		Ø 20,64	+Servo
1.1 Eng. HC (44kW)	8/74-7/77		R		04-0116		Ø 14,29	-CF
	8/74-7/77		R		04-0060		Ø 17,46	+CF
	8/74-9/75		R		04-0349	Fte	Ø 19,05	+CF
	8/74-7/77				05-0040		Ø 20,64	+Servo
1.3 Eng. HH (44kW)	8/77-7/78		R		04-0116		Ø 14,29	-CF
	8/77-7/78		R		04-0060		Ø 17,46	+CF
	8/77-7/78				05-0040		Ø 20,64	
1.3 Eng. HJ (43kW)	8/77-7/78		R		04-0116		Ø 14,29	-CF
	8/77-7/78		R		04-0060		Ø 17,46	+CF
	8/77-7/78				05-0040		Ø 20,64	
<b>5000 10/78-9/87</b>								
All models	78-87		R		04-0060		Ø 17,46	S Quattro Exc. Turbo
<b>60, Variant 10/68-9/73</b>								
1.5 (40kW)	68-73		R		04-0106		Ø 15,87	
<b>75, Variant 9/68-9/73</b>								
1.5 (only variant) (40kW)	68-73		R		04-0106		Ø 15,87	
1.7 (55kW)	68-73		R		04-0106		Ø 15,87	
<b>80 I (80, 82, B1) 5/72-8/78</b>								
1.3 Eng. ZA (40kW)	74-78		R		04-0116		Ø 14,29	
	74-78				05-0040		Ø 20,64	+Servo
	74-78				05-0041		Ø 20,64	+Servo
1.3 Eng. ZF (44kW)	74-78		R		04-0116		Ø 14,29	
	74-78				05-0040		Ø 20,64	+Servo
	74-78				05-0041		Ø 20,64	+Servo
1.5 Eng. YJ/ ZB (55kW)	74-75		R		04-0116		Ø 14,29	M/T
	74-75		R		04-0060		Ø 17,46	A/T

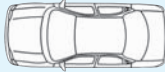
































		Spare Parts	F/R	L/R	METELLI ref.		DIMENSIONS mm.	NOTE
1.5 Eng. YJ/ ZB (55kW)	74-75				05-0042		Ø 20,64	A/T
	74-75				05-0043		Ø 20,64	A/T
	74-75				05-0040		Ø 20,64	+Servo, M/T
	74-75				05-0041		Ø 20,64	+Servo, M/T
1.5 Eng. ZC (63kW)	74-75		R		04-0060		Ø 17,46	M/T
	74-75				05-0040		Ø 20,64	+Servo, M/T
	74-75				05-0041		Ø 20,64	+Servo, M/T
1.6 Eng. YN (55kW)	75-78		R		04-0116		Ø 14,29	M/T
	-78		R		04-0060		Ø 17,46	Ch 8452040210-, A/T
	75-78				05-0040		Ø 20,64	+Servo, M/T
	75-78				05-0041		Ø 20,64	+Servo, M/T
	-78				05-0042		Ø 20,64	Ch 8452040210-, A/T
	-78				05-0043		Ø 20,64	Ch 8452040210-, A/T
1.6 Eng. YP (63kW)	75-78		R		04-0116		Ø 14,29	M/T
	-78		R		04-0060		Ø 17,46	Ch 8452040210-, A/T
	75-78				05-0040		Ø 20,64	+Servo, M/T
	75-78				05-0041		Ø 20,64	+Servo, M/T
	-78				05-0042		Ø 20,64	Ch 8452040210-, A/T
1.6 GTE Eng. YS (81kW)	-78		R		04-0060		Ø 17,46	Ch 8452040210-
	-78				05-0041		Ø 20,64	Ch 8452040210-
	<b>80 II (81, 85, B2) 8/78-12/86</b>							
1.2 Eng. FY (40kW)	-7/81		R		04-0226		Ø 15,87	Ch 81A0046051-, +/-CF
	78-		R		04-0060		Ø 17,46	Ch -81A0046050, +CF
	78-81		R		04-0116		Ø 14,29	-CF
	78-				05-0040		Ø 20,64	Ch -81C250000
1.2 Eng. FZ (44kW)	78-		R		04-0060		Ø 17,46	Ch -81A0046050, +CF
	78-81		R		04-0116		Ø 14,29	-CF
	-81		R		04-0226		Ø 15,87	Ch 81A0046051-, +/-CF
	78-				05-0040		Ø 20,64	Ch -81C250000
1.3 Eng. EP (44kW)	-7/84		R		04-0226		Ø 15,87	Ch 81A0046051-, +/-CF
	78-		R		04-0060		Ø 17,46	Ch -81A0046050, +CF
	78-86		R		04-0116		Ø 14,29	-CF
	78-				05-0040		Ø 20,64	Ch -81C250000
1.6 Eng. DT (55kW)	78-		R		04-0060		Ø 17,46	Ch -81A0046050, +CF
	78-7/84		R		04-0116		Ø 14,29	
	-86		R		04-0226		Ø 15,87	Ch 81A0046051-, +CF
	78-				05-0040		Ø 20,64	Ch -81C250000
	8/84-86				05-0205		Ø 20,64	
1.6 Eng. FS/ YN/ WV (55kW)	78-		R		04-0060		Ø 17,46	Ch -81A0046050, +CF
	78-7/84		R		04-0116		Ø 14,29	-CF
	-87		R		04-0226		Ø 15,87	Ch 81A0046051-, +CF
	78-				05-0040		Ø 20,64	Ch -81C250000
	8/84-87				05-0205		Ø 20,64	
1.6 Eng. YP (63kW)	78-		R		04-0060		Ø 17,46	Ch -81A0046050, +CF
	78-83		R		04-0116		Ø 14,29	-CF
	-83		R		04-0226		Ø 15,87	Ch 81A0046051-, +CF
	78-				05-0040		Ø 20,64	Ch -81C250000
1.6 D Eng. CR (40kW)	80-		R		04-0060		Ø 17,46	Ch -81A0046050, +CF
	80-86		R		04-0116		Ø 14,29	-CF
	-86		R		04-0226		Ø 15,87	Ch 81A0046051-, +CF
	8/84-86				05-0205		Ø 20,64	
	80-				05-0040		Ø 20,64	Ch -81C250000, Exc. Sweden, M/T, LHD
	80-86				05-0042		Ø 20,64	A/T
	80-86				05-0041		Ø 20,64	M/T, RHD
	80-86				05-0204		Ø 20,64	Sweden, M/T, LHD
1.6 D Eng. JK (40kW)	80-		R		04-0060		Ø 17,46	Ch -81A0046050, +CF
	80-86		R		04-0116		Ø 14,29	-CF
	-86		R		04-0226		Ø 15,87	Ch 81A0046051-, +CF
	8/84-86				05-0205		Ø 20,64	
	80-				05-0040		Ø 20,64	Ch -81C250000, Exc. Sweden, M/T, LHD
	80-86				05-0042		Ø 20,64	A/T
	80-86				05-0041		Ø 20,64	M/T, RHD
	80-86				05-0204		Ø 20,64	Sweden, M/T, LHD

		Spare Parts	F/R	L/R	METELLI ref.		DIMENSIONS mm.	NOTE
1.6 GLE Eng. YZ (81kW)	80-		R		04-0226		Ø 15,87	Ch 81A0046051-81C250000, +CF
			R		04-0116		Ø 14,29	Ch -81C250000, -CF
	80-81		R		04-0060		Ø 17,46	Ch -81A0046050, +CF
					05-0204		Ø 20,64	Ch 81A0046051-81C250000, M/T, LHD, HDB
					05-0042		Ø 20,64	A/T
80-81				05-0041		Ø 20,64	M/T, RHD	
1.6 TD Eng. CY (51kW)	81-7/84		R		04-0116		Ø 14,29	-CF
	81-86		R		04-0226		Ø 15,87	HDB
	8/84-86				05-0205		Ø 20,64	
	81-7/84				05-0204		Ø 20,64	M/T, LHD
1.8 Eng. DS (66kW)	-86		R		04-0116		Ø 14,29	Ch 81D000001-
	-86		R		04-0226		Ø 15,87	Ch 81D000001-, HDB
	83-86				05-0205		Ø 20,64	
1.8 CC quattro Eng. NE (66kW)	-86		R		04-0116		Ø 14,29	Ch 81D000001-
	-86		R		04-0226		Ø 15,87	Ch 81D000001-, HDB
	8/84-86				05-0205		Ø 20,64	
1.8 GTE, quattro Eng. DZ (82kW)	-86		R		04-0116		Ø 14,29	Ch 81D000001-
	-86		R		04-0226		Ø 15,87	Ch 81D000001-, HDB
	8/84-86				05-0205		Ø 20,64	
1.8 GTE, quattro Eng. PV (81kW)	-86		R		04-0116		Ø 14,29	Ch 81D000001-
	-86		R		04-0226		Ø 15,87	Ch 81D000001-, HDB
	85-86				05-0205		Ø 20,64	
1.8, quattro Eng. JN (68kW)	-7/84		R		04-0116		Ø 14,29	Ch 81D000001-
	-86		R		04-0226		Ø 15,87	Ch 81D000001-, HDB
	8/84-86				05-0205		Ø 20,64	
1.9 CD-5S Eng. WN (85kW)	81-83		R		04-0116		Ø 14,29	
	81-83		R		04-0226		Ø 15,87	HDB
	81-83				05-0204		Ø 20,64	M/T, LHD
2.0, quattro Eng. HP/ JS (85kW)	-7/84		R		04-0116		Ø 14,29	Ch 81D000001-
	-84		R		04-0226		Ø 15,87	Ch 81D000001-, HDB
	83-84				05-0205		Ø 20,64	
2.2, quattro Eng. WE (85kW)	80-		R		04-0060		Ø 17,46	Ch -81A0046050, +CF
	80-83		R		04-0116		Ø 14,29	-CF
	-83		R		04-0226		Ø 15,87	Ch 81A0046051-, +CF
	80-				05-0204		Ø 20,64	Ch -81C250000, M/T, LHD, HDB
	80-81				05-0042		Ø 20,64	A/T
	80-81				05-0041		Ø 20,64	M/T, RHD
<b>80 III (89, 89Q, 8A, B3) 8/86-7/92</b>								
1.6 Eng. PP (51kW)	87-91		R		04-0226		Ø 15,87	+ABS, -CF
	87-91		R		04-0349		Ø 19,05	+ABS, +CF
	87-91		R		04-0679		Ø 19,05	Alu, +ABS, +CF
1.6 Eng. RN (55kW)	9/86-91		R		04-0226		Ø 15,87	+ABS, -CF
	9/86-91		R		04-0349		Ø 19,05	+ABS, +CF
	9/86-91		R		04-0679		Ø 19,05	Alu, +ABS, +CF
1.6 D Eng. JK (40kW)	9/86-2/91		R		04-0226		Ø 15,87	+ABS
1.6 TD Eng. RA/ SB (59kW)	4/89-12/91		R		04-0349		Ø 19,05	+ABS
	4/89-12/91		R		04-0679		Ø 19,05	Alu, +ABS
1.8 Eng. RU (55kW)	2/87-1/90		R		04-0226		Ø 15,87	+ABS, M/T
	9/86-90		R		04-0349		Ø 19,05	+ABS, A/T
	9/86-90		R		04-0679		Ø 19,05	Alu, +ABS, A/T
1.8 S Eng. JN/ NE/ PM (66kW)	9/86-12/91		R		04-0349		Ø 19,05	+ABS, A/T
	9/86-12/91		R		04-0679		Ø 19,05	Alu, +ABS, A/T
1.8 S Eng. SF (65kW)	9/86-90		R		04-0349		Ø 19,05	+ABS, A/T
	9/86-90		R		04-0679		Ø 19,05	Alu, +ABS, A/T
1.9	9/89-12/91		R		04-0349		Ø 19,05	+ABS
	9/89-12/91		R		04-0679		Ø 19,05	Alu, +ABS
1.9 D Eng. 1Y (50kW)	9/89-12/91		R		04-0349		Ø 19,05	+ABS
	9/89-12/91		R		04-0679		Ø 19,05	Alu, +ABS
1.9 quattro	9/89-12/91		R		04-0349		Ø 19,05	+ABS
	9/89-12/91		R		04-0679		Ø 19,05	Alu, +ABS
<b>80 IV (8C, B4), Avant 9/91-1/96</b>								
1.6 Eng. ABM (52kW)	2/92-		R		04-0060		Ø 17,46	Ch -8CP050000
	91-94				05-0259		Ø 23,81	Alu, +ABS

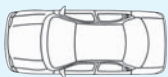

















		Spare Parts	F/R	L/R	METELLI ref.		DIMENSIONS mm.	NOTE
1.6 E Eng. ADA (74kW)	91-		R		<b>04-0594</b>		Ø 20,64	Ch 8CP000001-8CP05000, Alu
			R		<b>04-0349</b>		Ø 19,05	Ch -8CN300000
	91-94		R		<b>04-0679</b>		Ø 19,05	Ch -8CN300000, Alu
					<b>05-0247</b>		Ø 23,81	Ch 8CP000001-8CP05000, Alu, -ABS
1.9 TD Eng. AAZ (55kW)	91-		R		<b>04-0060</b>		Ø 17,46	Ch -8CP050000
	91-94				<b>05-0259</b>		Ø 23,81	Alu, +ABS
1.9 TDi Eng. 1Z (66kW)	8/91-		R		<b>04-0594</b>		Ø 20,64	Ch 8CP000001-8CP05000, Alu
			R		<b>04-0349</b>		Ø 19,05	Ch -8CN300000
	9/91-94		R		<b>04-0679</b>		Ø 19,05	Ch -8CN300000, Alu
					<b>05-0247</b>		Ø 23,81	Ch 8CP000001-8CP05000, Alu, -ABS
2.0 Eng. ABT (66kW)	8/91-		R		<b>04-0594</b>		Ø 20,64	Ch 8CP000001-8CP05000, Alu
	8/91-		R		<b>04-0349</b>		Ø 19,05	Ch -8CN300000
2.0 E Eng. ABK (85kW)	91-94				<b>05-0247</b>		Ø 23,81	Ch 8CP000001-8CP05000, Alu, -ABS
					<b>05-0259</b>		Ø 23,81	Alu, +ABS
2.0 E 16v Eng. ACE (103kW)	92-94				<b>05-0259</b>		Ø 23,81	Alu, +ABS
2.0 E 16v quattro Eng. ACE (103kW)	91-94				<b>05-0247</b>		Ø 23,81	Ch 8CP000001-, Alu, -ABS
					<b>05-0259</b>		Ø 23,81	Alu, +ABS
2.0 E quattro Eng. ABK (85kW)	-94				<b>05-0247</b>		Ø 23,81	Ch 8CP000001-, Alu, -ABS
2.3 E Eng. NG (98kW)	91-94				<b>05-0247</b>		Ø 23,81	Ch 8CP000001-, Alu, -ABS
					<b>05-0259</b>		Ø 23,81	Alu, +ABS
2.3 E quattro Eng. NG (98kW)	-94				<b>05-0247</b>		Ø 23,81	Ch 8CP000001-, Alu, -ABS
					<b>05-0259</b>		Ø 23,81	Alu, +ABS
2.6 Eng. ABC (110kW)	7/92-94				<b>05-0259</b>		Ø 23,81	Alu, +ABS
2.6 quattro Eng. ABC (110kW)	7/92-94				<b>05-0247</b>		Ø 23,81	Alu, -ABS
					<b>05-0259</b>		Ø 23,81	Alu, +ABS
2.8 Eng. AAH (128kW)	9/91-94				<b>05-0259</b>		Ø 23,81	Alu, +ABS
	92-94				<b>05-0247</b>		Ø 23,81	Alu, -ABS
<b>90 I (81, 85, B2) 10/84-3/87</b>								
1.6 TD Eng. CY (51kW)	85-7/86		R		<b>04-0060</b>		Ø 17,46	
	85-7/86				<b>05-0205</b>		Ø 20,64	
2.0 Eng. SK (83kW)	86-87		R		<b>04-0060</b>		Ø 17,46	
					<b>05-0205</b>		Ø 20,64	
2.0, quattro Eng. HP/ JS (85kW)	8/84-8/87		R		<b>04-0060</b>		Ø 17,46	
	8/84-8/87				<b>05-0205</b>		Ø 20,64	
2.2 Eng. HY/ KV (100kW)	5/84-8/87		R		<b>04-0060</b>		Ø 17,46	
	5/84-8/87				<b>05-0205</b>		Ø 20,64	
2.2 Eng. KX (85kW)	84-87		R		<b>04-0060</b>		Ø 17,46	
	84-87				<b>05-0205</b>		Ø 20,64	
<b>90 II (89, 89Q, 8A, B3) 4/87-9/91</b>								
1.6 TD Eng. RA/ SB (59kW)	87-91		R		<b>04-0679</b>		Ø 19,05	Alu, -ABS
<b>A2 (8Z0) 2/00-</b>								
1.2 TDi Eng. ANY (45kW)	3/01-		R		<b>04-0226</b>		Ø 15,87	
			R		<b>04-0598</b>		Ø 15,87	Alu
	3/01-7/05				<b>05-0459</b>	Ate	Ø 22,20	Ch 8Z2013001-8Z3019000, Alu
					<b>05-0614</b>	Ate	Ø 22,20	Ch -8Z2013000, Alu
1.4 Eng. AUA/ BBY (55kW)	2/00-		R		<b>04-0608</b>		Ø 17,46	Alu
	2/00-7/05				<b>05-0459</b>	Ate	Ø 22,20	Ch 8Z2013001-8Z3019000, Alu
					<b>05-0457</b>	Ate	Ø 22,20	Ch -8Z2013000, Alu
					<b>05-0614</b>	Ate	Ø 22,20	Ch 8Z3019001-, Alu
	00-				<b>54-0052</b>	Fte	Ø 19,05	Ch -8Z2011846, Pla
	2/00-				<b>54-0055</b>		Ø 19,05	Ch 8Z2011847
2/00-				<b>55-0077</b>		Ø 15,87		
1.4 TDi Eng. AMF (55kW)	2/00-		R		<b>04-0608</b>		Ø 17,46	Alu
	2/00-7/05				<b>05-0459</b>	Ate	Ø 22,20	Ch 8Z2013001-8Z3019000, Alu
					<b>05-0457</b>	Ate	Ø 22,20	Ch -8Z2013000, Alu
					<b>05-0614</b>	Ate	Ø 22,20	Ch 8Z3019001-, Alu
	00-				<b>54-0051</b>	Fte	Ø 19,05	Ch -8Z2011918, Pla
	2/00-				<b>54-0054</b>		Ø 19,05	Ch 8Z2011919-
2/00-				<b>55-0077</b>		Ø 15,87		

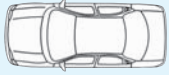



























		Spare Parts	F/R	L/R	METELLI ref.		DIMENSIONS mm.	NOTE
1.4 TDi Eng. ATL (66kW)	-7/05				<b>05-0614</b>	Ate	Ø 22,20	Ch 8Z3019001-, Alu
	11/03-				<b>54-0054</b>		Ø 19,05	Ch 8Z2011919-
	11/03-				<b>55-0077</b>		Ø 15,87	
1.6 FSI Eng. BAD (81kW)	5/02-				<b>05-0459</b>	Ate	Ø 22,20	Ch -8Z3019000, Alu
	-7/05				<b>05-0614</b>	Ate	Ø 22,20	Ch 8Z3019001-, Alu
	5/02-				<b>54-0055</b>		Ø 19,05	Ch 8Z2011847
	5/02-				<b>55-0077</b>		Ø 15,87	
<b>A3 I (8L1) 9/96-4/03</b>								
1.6 Eng. AEH/ AKL/ APF (74kW)	96-00				<b>05-0280</b>		Ø 23,81	-ESP, LHD
	96-00				<b>05-0295</b>	Ate	Ø 23,81	Alu, +ESP, LHD
	96-00				<b>54-0026</b>		Ø 23,81	
	96-00				<b>55-0058</b>	Sachs	Ø 15,87	Pla
1.6 Eng. AVU/ BFQ (75kW)	8/00-				<b>05-0280</b>		Ø 23,81	-ESP, LHD
	8/00-				<b>05-0536</b>	Ate	Ø 23,81	Alu, +ESP, LHD
	8/00-				<b>54-0026</b>		Ø 23,81	
	8/00-				<b>55-0058</b>	Sachs	Ø 15,87	Pla
1.8 S3 quattro Eng. AMK/ APY/ AUL (154kW)	00-03				<b>05-0536</b>	Ate	Ø 23,81	Alu, +ESP, LHD
	99-00				<b>05-0295</b>	Ate	Ø 23,81	Alu, +ESP, LHD
	99-6/03				<b>05-0280</b>		Ø 23,81	-ESP, LHD
	3/99-				<b>55-0058</b>	Sachs	Ø 15,87	Pla
1.8 S3 quattro Eng. BAM (165kW)	01-03				<b>05-0536</b>	Ate	Ø 23,81	Alu, +ESP, LHD
	01-6/03				<b>05-0280</b>		Ø 23,81	-ESP, LHD
	01-				<b>55-0058</b>	Sachs	Ø 15,87	Pla
1.8 T, quattro Eng. AGU/ AQA/ ARZ/ ARX/ AUM (110kW)	00-03				<b>05-0536</b>	Ate	Ø 23,81	Alu, +ESP, LHD
	9/96-00				<b>05-0295</b>	Ate	Ø 23,81	Alu, +ESP, LHD
	9/96-6/03				<b>05-0280</b>		Ø 23,81	-ESP, LHD
	12/96-4/03				<b>54-0056</b>		Ø 19,05	
	96-				<b>55-0058</b>	Sachs	Ø 15,87	Pla
1.8 T, quattro Eng. AJL (132kW)	00-03				<b>05-0536</b>	Ate	Ø 23,81	Alu, +ESP, LHD
	00-6/03				<b>05-0280</b>		Ø 23,81	-ESP, LHD
1.8 T, quattro Eng. AJQ/ APP/ ARY/ AUQ (132kW)	00-03				<b>05-0536</b>	Ate	Ø 23,81	Alu, +ESP, LHD
	98-00				<b>05-0295</b>	Ate	Ø 23,81	Alu, +ESP, LHD
	98-6/03				<b>05-0280</b>		Ø 23,81	-ESP, LHD
	12/98-4/03				<b>54-0056</b>		Ø 19,05	
	98-				<b>55-0058</b>	Sachs	Ø 15,87	Pla
1.8, quattro Eng. AGN/ APG (92kW)	00-03				<b>05-0536</b>	Ate	Ø 23,81	Alu, +ESP, LHD
	9/96-00				<b>05-0295</b>	Ate	Ø 23,81	Alu, +ESP, LHD
	9/96-6/03				<b>05-0280</b>		Ø 23,81	-ESP, LHD
	9/96-4/03				<b>54-0056</b>		Ø 19,05	
	96-				<b>55-0058</b>	Sachs	Ø 15,87	Pla
1.9 TDi Eng. AGR/ ALH (66kW)	00-01				<b>05-0536</b>	Ate	Ø 23,81	Alu, +ESP, LHD
	9/96-				<b>05-0280</b>		Ø 23,81	-ESP, LHD
	9/96-00				<b>05-0295</b>	Ate	Ø 23,81	Alu, +ESP, LHD
	9/96-7/01				<b>54-0056</b>		Ø 19,05	
	96-				<b>55-0058</b>	Sachs	Ø 15,87	Pla
1.9 TDi Eng. AHF/ ASV (81kW)	00-01				<b>05-0536</b>	Ate	Ø 23,81	Alu, +ESP, LHD
	8/97-00				<b>05-0295</b>	Ate	Ø 23,81	Alu, +ESP, LHD
	97-01				<b>05-0280</b>		Ø 23,81	-ESP, LHD
	8/97-7/01				<b>54-0056</b>		Ø 19,05	
	97-01				<b>55-0058</b>	Sachs	Ø 15,87	Pla
1.9 TDi Eng. ATD/ AXR (74kW)	00-03				<b>05-0536</b>	Ate	Ø 23,81	Alu, +ESP, LHD
	00-6/03				<b>05-0280</b>		Ø 23,81	-ESP, LHD
	10/00-4/03				<b>54-0056</b>		Ø 19,05	
	00-				<b>55-0058</b>	Sachs	Ø 15,87	Pla
1.9 TDi, quattro Eng. ASZ (96kW)	00-03				<b>05-0280</b>		Ø 23,81	-ESP, LHD
	00-03				<b>05-0295</b>		Ø 23,81	Alu, +ESP, LHD, 4 Connections
	00-03				<b>05-0536</b>	Ate	Ø 23,81	Alu, +ESP, LHD, 3 Connections
	00-				<b>55-0058</b>	Sachs	Ø 15,87	Pla
<b>A3 II (8P1), Sportback 5/03-</b>								
1.6 Eng. BGU / BSE / BSF (75kW)	03-				<b>05-0534</b>	Ate	Ø 22,20	Ch -8P6A094000, Alu
	03-				<b>05-0535</b>	Bosch	Ø 22,20	Ch -8P6A094000, Alu
	03-				<b>05-0720</b>	Ate	Ø 22,20	Ch 8P6A094001-, Alu
	03-				<b>05-0721</b>	Bosch	Ø 22,20	Ch 8P6A094001-, Alu
	03-				<b>54-0052</b>	Fte	Ø 19,05	Pla

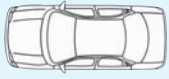

































		Spare Parts	F/R	L/R	METELLI ref.		DIMENSIONS mm.	NOTE
1.6 Eng. BGU / BSE / BSF (75kW)	5/03-				<b>55-0076</b>		Ø 15,87	
1.6 FSI Eng. BAG/ BLF/ BLP (85kW)	03-				<b>05-0534</b>	Ate	Ø 22,20	Ch -8P6A094000, Alu
	03-				<b>05-0535</b>	Bosch	Ø 22,20	Ch -8P6A094000, Alu
	03-				<b>05-0720</b>	Ate	Ø 22,20	Ch 8P6A094001-, Alu
	03-				<b>05-0721</b>	Bosch	Ø 22,20	Ch 8P6A094001-, Alu
	03-				<b>54-0052</b>	Fte	Ø 19,05	Pla
1.8 16v TFSi, quattro Eng. BYT/ BZB / CDAA (118kW)	8/03-				<b>55-0076</b>		Ø 15,87	
	07-				<b>05-0534</b>	Ate	Ø 22,20	Ch -8P6A094000, Alu
1.9 TDi Eng. BKC (77kW)	4/07-				<b>55-0076</b>		Ø 15,87	
	03-				<b>05-0534</b>	Ate	Ø 22,20	Ch -8P6A094000, Alu
2.0 FSI Eng. AXW/ BHD/ BLR/ BLX/ BLY/ BMB/ BVY/ BVZ (110kW)	03-				<b>05-0535</b>	Bosch	Ø 22,20	Ch -8P6A094000, Alu
	03-				<b>05-0720</b>	Ate	Ø 22,20	Ch 8P6A094001-, Alu
	03-				<b>05-0721</b>	Bosch	Ø 22,20	Ch 8P6A094001-, Alu
	03-				<b>05-0720</b>	Ate	Ø 22,20	Ch 8P6A094001-, Alu
2.0 TDi Eng. BUY (120kW)	5/03-				<b>55-0076</b>		Ø 15,87	
	06-				<b>05-0720</b>	Ate	Ø 22,20	Ch 8P6A094001-, Alu
2.0 TDi, quattro Eng. AZV (100kW)	06-				<b>05-0721</b>	Bosch	Ø 22,20	Ch 8P6A094001-, Alu
	03-				<b>05-0534</b>	Ate	Ø 22,20	Ch -8P6A094000, Alu
	03-				<b>05-0535</b>	Bosch	Ø 22,20	Ch -8P6A094000, Alu
	03-				<b>05-0720</b>	Ate	Ø 22,20	Ch 8P6A094001-, Alu
2.0 TDi, quattro Eng. BKD (103kW)	03-				<b>05-0721</b>	Bosch	Ø 22,20	Ch 8P6A094001-, Alu
	03-				<b>05-0534</b>	Ate	Ø 22,20	Ch -8P6A094000, Alu
	03-				<b>05-0535</b>	Bosch	Ø 22,20	Ch -8P6A094000, Alu
	03-				<b>05-0720</b>	Ate	Ø 22,20	Ch 8P6A094001-, Alu
2.0 TDi, quattro Eng. BMN (125kW)	5/03-				<b>55-0076</b>		Ø 15,87	
	06-				<b>05-0534</b>	Ate	Ø 22,20	Ch -8P6A094000, Alu
2.0 TDi, quattro Eng. BMM (103kW)	06-				<b>05-0720</b>	Ate	Ø 22,20	Ch 8P6A094001-, Alu
	06-				<b>05-0721</b>	Bosch	Ø 22,20	Ch 8P6A094001-, Alu
	3/06-				<b>55-0076</b>		Ø 15,87	
2.0 TDi, quattro, Sportback Eng. BMM (103kW)	05-				<b>05-0534</b>	Ate	Ø 22,20	Ch -8P6A094000, Alu
	05-				<b>05-0720</b>	Ate	Ø 22,20	Ch 8P6A094001-, Alu
	05-				<b>05-0721</b>	Bosch	Ø 22,20	Ch 8P6A094001-, Alu
	11/05-				<b>55-0076</b>		Ø 15,87	
2.0 TFSI, quattro Eng. AXX / CAWB / CCTA (147kW)	04-				<b>05-0534</b>	Ate	Ø 22,20	Ch -8P6A094000, Alu
	04-				<b>05-0720</b>	Ate	Ø 22,20	Ch 8P6A094001-, Alu
	04-				<b>05-0721</b>	Bosch	Ø 22,20	Ch 8P6A094001-, Alu
3.2, quattro Eng. BDB/ BMJ (184kW)	9/04-				<b>55-0076</b>		Ø 15,87	
	03-				<b>05-0534</b>	Ate	Ø 22,20	Ch -8P6A094000, Alu
S3 2.0 16v TFSI quattro Eng. BHZ (195kW)	7/03-				<b>55-0076</b>		Ø 15,87	
	12/06-				<b>55-0076</b>		Ø 15,87	
<b>A3 II Cabrio 4/08-</b>								
1.6 Eng. BGU (75kW)	08-				<b>05-0720</b>	Ate	Ø 22,20	Alu
	08-				<b>05-0721</b>	Bosch	Ø 22,20	Alu
1.8 16v TFSI Eng. BYT / BZB/ CDAA (118kW)	08-				<b>05-0720</b>	Ate	Ø 22,20	Alu
	08-				<b>05-0721</b>	Bosch	Ø 22,20	Alu
1.9 TDi Eng. BLS/ BKC/ BXE (77kW)	4/08-				<b>55-0076</b>		Ø 15,87	
	08-				<b>05-0720</b>	Ate	Ø 22,20	Alu
2.0 16v TFSI Eng. AXX / BWA/ CAWB / CCTA (147kW)	08-				<b>05-0721</b>	Bosch	Ø 22,20	Alu
	08-				<b>05-0720</b>	Ate	Ø 22,20	Alu
2.0 TDi Eng. CBA (103kW)	4/08-				<b>55-0076</b>		Ø 15,87	
	08-				<b>05-0720</b>	Ate	Ø 22,20	Alu
	08-				<b>05-0721</b>	Bosch	Ø 22,20	Alu
	6/08-				<b>55-0076</b>		Ø 15,87	
<b>A4 I (8D2, B5), Avant 1/95-9/01</b>								
1.6 Eng. ADP (74kW)	2/99-11/00				<b>05-0369</b>		Ø 25,40	Alu, RHD
	2/99-7/00				<b>05-0402</b>	Luc	Ø 25,40	+ABS, -ESP, LHD

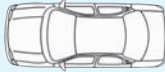
































		Spare Parts	F/R	L/R	METELLI ref.		DIMENSIONS mm.	NOTE
1.6 Eng. ADP (74kW)	2/99-7/00				<b>05-0368</b>	Luc	Ø 25,40	Alu, +ABS, +ESP, LHD
	95-1/99				<b>05-0260</b>	Luc	Ø 23,81	+ABS, -ESP, LHD
	1/95-				<b>54-0049</b>	Sachs	Ø 22,20	Ch 8DZV180001-, Pla
					<b>54-0050</b>	Sachs	Ø 22,20	Ch -8DZV180000, Alu
					<b>55-0055</b>	Sachs	Ø 19,05	Ch 8DVZ180001-, Pla
95-				<b>55-0056</b>	Sachs	Ø 19,05	Ch -8DZV180000, Alu	
1.6i Eng. AHL/ ANA/ ARM (74kW)	2/99-11/00				<b>05-0368</b>		Ø 25,40	Alu, RHD
	2/99-7/00				<b>05-0402</b>	Luc	Ø 25,40	+ABS, -ESP, LHD
	2/99-7/00				<b>05-0368</b>	Luc	Ø 25,40	Alu, +ABS, +ESP, LHD
	95-1/99				<b>05-0260</b>	Luc	Ø 23,81	+ABS, -ESP, LHD
				<b>54-0049</b>	Sachs	Ø 22,20	Ch 8DZV180001-, Pla	
	1/95-				<b>54-0050</b>	Sachs	Ø 22,20	Ch -8DZV180000, Alu
				<b>55-0055</b>	Sachs	Ø 19,05	Ch 8DVZ180001-, Pla	
95-				<b>55-0056</b>	Sachs	Ø 19,05	Ch -8DZV180000, Alu	
1.6i Eng. ALZ (75kW)	7/00-11/00				<b>05-0368</b>	Luc	Ø 25,40	Alu, +ABS, +ESP, LHD
	7/00-11/00				<b>05-0402</b>	Luc	Ø 25,40	+ABS, -ESP
	7/00-11/00				<b>05-0368</b>	Luc	Ø 25,40	Alu, +ABS, +ESP
	7/00-11/00				<b>54-0049</b>	Sachs	Ø 22,20	Ch 8DZV180001-, Pla
	7/00-11/00				<b>55-0055</b>	Sachs	Ø 19,05	Ch 8DVZ180001-, Pla
1.8 Eng. AFY (85kW)	2/99-01				<b>05-0402</b>	Luc	Ø 25,40	+ABS, -ESP
	2/99-4/01				<b>05-0368</b>	Luc	Ø 25,40	Alu, +ABS, +ESP
	95-1/99				<b>05-0260</b>	Luc	Ø 23,81	+ABS, -ESP
	1/95-				<b>54-0050</b>	Sachs	Ø 22,20	Ch -8DZV180000, Alu
				<b>54-0049</b>	Sachs	Ø 22,20	Ch 8DZV180001-, Pla	
	-00				<b>55-0055</b>	Sachs	Ø 19,05	Ch 8DVZ180001-, Pla
	95-				<b>55-0056</b>	Sachs	Ø 19,05	Ch -8DV180000, Alu
1.8 Eng. APT/ ARG/ AVV (92kW)	1/95-1/99				<b>05-0260</b>	Luc	Ø 23,81	+ABS, -ESP, LHD
	2/99-11/00				<b>05-0368</b>		Ø 25,40	Alu, RHD
	2/99-4/01				<b>05-0402</b>	Luc	Ø 25,40	+ABS, -ESP, LHD
	2/99-4/01				<b>05-0368</b>	Luc	Ø 25,40	Alu, +ABS, +ESP, LHD
				<b>54-0049</b>	Sachs	Ø 22,20	Ch 8DZV180001-, Pla	
	1/95-				<b>54-0050</b>	Sachs	Ø 22,20	Ch -8DZV180000, Alu
				<b>55-0055</b>	Sachs	Ø 19,05	Ch 8DVZ180001-, Pla	
95-				<b>55-0056</b>	Sachs	Ø 19,05	Ch -8DZV180000, Alu	
1.8 (Exc. Avant) (95kW)	1/95-				<b>54-0050</b>	Sachs	Ø 22,20	Ch -8DZV180000, Alu
				<b>54-0049</b>	Sachs	Ø 22,20	Ch 8DZV180001-, Pla	
	-00				<b>55-0055</b>	Sachs	Ø 19,05	Ch 8DVZ180001-, Pla
	95-				<b>55-0056</b>	Sachs	Ø 19,05	Ch 8DV180000, Alu
1.8 quattro Eng. AFY (85kW)	2/99-01				<b>05-0402</b>	Luc	Ø 25,40	+ABS, -ESP
	2/99-4/01				<b>05-0368</b>	Luc	Ø 25,40	Alu, +ABS, +ESP
	95-1/99				<b>05-0260</b>	Luc	Ø 23,81	+ABS, -ESP
	95-1/99				<b>05-0491</b>	Luc	Ø 23,81	Alu, +ABS, +ESP
	1/95-				<b>54-0050</b>	Sachs	Ø 22,20	Ch -8DZV277328, Alu
					<b>54-0049</b>	Sachs	Ø 22,20	Ch 8DZV277329-, Pla
				<b>55-0055</b>	Sachs	Ø 19,05	Ch 8DVZ170679-, Pla	
-00				<b>55-0055</b>	Sachs	Ø 19,05	Ch 8DVZ170679-, Pla	
95-				<b>55-0056</b>	Sachs	Ø 19,05	Ch -8DV170678, Alu	
1.8 quattro Eng. APT/ ARG/ AVV (92kW)	1/95-1/99				<b>05-0260</b>	Luc	Ø 23,81	+ABS, -ESP, LHD
	2/99-11/00				<b>05-0368</b>		Ø 25,40	Alu, RHD
	2/99-4/01				<b>05-0402</b>	Luc	Ø 25,40	+ABS, -ESP, LHD
	2/99-4/01				<b>05-0368</b>	Luc	Ø 25,40	Alu, +ABS, +ESP, LHD
	8/97-1/99				<b>05-0491</b>	Luc	Ø 23,81	Alu, +ESP, LHD
	1/95-				<b>54-0049</b>	Sachs	Ø 22,20	Ch 8DZV277329-, Pla
				<b>54-0050</b>	Sachs	Ø 22,20	Ch -8DZV277328, Alu	
95-				<b>55-0055</b>	Sachs	Ø 19,05	Ch 8DVZ170679-, Pla	
			<b>55-0056</b>	Sachs	Ø 19,05	Ch -8DZV277328, Alu		
1.8 T. Eng. AEB/ ANB/ APU/ ARK (110kW)	2/99-11/00				<b>05-0368</b>		Ø 25,40	Alu, RHD
	2/99-4/01				<b>05-0402</b>	Luc	Ø 25,40	+ABS, -ESP, LHD
	2/99-4/01				<b>05-0368</b>	Luc	Ø 25,40	Alu, +ABS, +ESP, LHD
	95-1/99				<b>05-0260</b>	Luc	Ø 23,81	+ABS, -ESP, LHD
				<b>54-0049</b>	Sachs	Ø 22,20	Ch 8DZV180001-, Pla	
	1/95-				<b>54-0050</b>	Sachs	Ø 22,20	Ch -8DZV180000, Alu
				<b>55-0055</b>	Sachs	Ø 19,05	Ch 8DVZ180001-, Pla	
95-				<b>55-0056</b>	Sachs	Ø 19,05	Ch -8DZV180000, Alu	

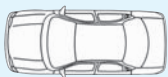














































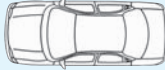













































		Spare Parts	F/R	L/R	METELLI ref.		DIMENSIONS mm.	NOTE	
1.8 T. Eng. AWT (110kW)	2/99-11/00 2/99-4/01 2/99-4/01 95-1/99				05-0369		Ø 25,40	Alu, RHD	
					05-0402	Luc	Ø 25,40	+ABS, -ESP, LHD	
					05-0368	Luc	Ø 25,40	Alu, +ABS, +ESP, LHD	
					05-0260	Luc	Ø 23,81	+ABS, -ESP, LHD	
	1/95- 95-					54-0049	Sachs	Ø 22,20	Ch 8DZV180001-, Pla
						54-0050	Sachs	Ø 22,20	Ch -8DZV180000, Alu
						55-0055	Sachs	Ø 19,05	Ch 8DVZ180001-, Pla
						55-0056	Sachs	Ø 19,05	Ch -8DZV180000, Alu
1.8 T. quattro Eng. AEB/ ANB/ APU/ ARK (110kW)	2/99-11/00 2/99-4/01 2/99-4/01 8/97-1/99				05-0369		Ø 25,40	Alu, RHD	
					05-0402	Luc	Ø 25,40	+ABS, -ESP, LHD	
					05-0368	Luc	Ø 25,40	Alu, +ABS, +ESP, LHD	
					05-0491	Luc	Ø 23,81	Alu, +ESP, LHD	
	95-1/99 1/95- 95-					05-0260	Luc	Ø 23,81	+ABS, -ESP, LHD
						54-0049	Sachs	Ø 22,20	Ch 8DZV277329-, Pla
						54-0050	Sachs	Ø 22,20	Ch -8DZV277328, Alu
						55-0055	Sachs	Ø 19,05	Ch 8DVZ170679-, Pla
1.8 T. quattro Eng. AWT (110kW)	2/99-11/00 2/99-4/01 2/99-4/01 8/97-1/99				05-0369		Ø 25,40	Alu, RHD	
					05-0402	Luc	Ø 25,40	+ABS, -ESP, LHD	
					05-0368	Luc	Ø 25,40	Alu, +ABS, +ESP, LHD	
					05-0491	Luc	Ø 23,81	Alu, +ESP, LHD	
	95-1/99 1/95- 95-					05-0260	Luc	Ø 23,81	+ABS, -ESP, LHD
						54-0049	Sachs	Ø 22,20	Ch 8DZV277329-, Pla
						54-0050	Sachs	Ø 22,20	Ch -8DZV277328, Alu
						55-0055	Sachs	Ø 19,05	Ch 8DVZ170679-, Pla
1.8 T., Quattro Eng. AJL (132kW)	2/99-11/00 2/99-4/01 2/99-4/01 8/97-1/99				05-0369		Ø 25,40	Alu, RHD	
					05-0402	Luc	Ø 25,40	+ABS, -ESP, LHD	
					05-0368	Luc	Ø 25,40	Alu, +ABS, +ESP, LHD	
					05-0491	Luc	Ø 23,81	Alu, Mod.Quattro, +ESP, LHD	
	97-1/99 97-11/00 12/97-11/00					05-0260	Luc	Ø 23,81	+ABS, -ESP, LHD
						54-0049	Sachs	Ø 22,20	Ch 8DZV277329-, Pla
						55-0055	Sachs	Ø 19,05	Ch 8DVZ170679-, Pla
						55-0056	Sachs	Ø 19,05	Ch -8DZV277328, Alu
1.8, quattro Eng. ADR (92kW)	1/95-1/99 2/99-11/00 2/99-4/01 2/99-4/01				05-0260	Luc	Ø 23,81	+ABS, -ESP, LHD	
					05-0369		Ø 25,40	Alu, RHD	
					05-0402	Luc	Ø 25,40	+ABS, -ESP, LHD	
					05-0368	Luc	Ø 25,40	Alu, +ABS, +ESP, LHD	
	95-1/99 1/95- 95-					05-0491	Luc	Ø 23,81	Alu, Only Quattro, +ABS, +ESP
						54-0049	Sachs	Ø 22,20	Ch 8DZV277329-, Pla
						54-0050	Sachs	Ø 22,20	Ch -8DZV277328, Alu
						55-0055	Sachs	Ø 19,05	Ch 8DVZ170679-, Pla
1.9 D (47kW)	2/99-11/00 98-12/98 1/95-1/99 2/99-11/00				05-0260	Luc	Ø 23,81	+ABS, -ESP, LHD	
					05-0369		Ø 25,40	Alu, RHD	
					05-0368	Luc	Ø 25,40	Alu, +ABS, +ESP, LHD	
					05-0402	Luc	Ø 25,40	+ABS, -ESP	
	2/99-4/01 1/99- 95-12/98 95-					54-0049	Sachs	Ø 22,20	Ch 8DZV180001-, Pla
						54-0050	Sachs	Ø 22,20	Ch -8DZV180000, Alu
						55-0055	Sachs	Ø 19,05	Ch 8DVZ180001-, Pla
						55-0056	Sachs	Ø 19,05	Ch -8DZV180000, Alu
1.9 TDi Eng. AFF (55kW)	2/99-11/00 2/99-4/01 2/99-4/01 3/96-1/99				05-0369		Ø 25,40	Alu, RHD	
					05-0402	Luc	Ø 25,40	+ABS, -ESP, LHD	
					05-0368	Luc	Ø 25,40	Alu, +ABS, +ESP, LHD	
					05-0260	Luc	Ø 23,81	+ABS, -ESP, LHD	
	1/99- 95-12/98 95-					54-0049	Sachs	Ø 22,20	Ch 8DZV180001-, Pla
						54-0050	Sachs	Ø 22,20	Ch -8DZV180000, Alu
						55-0055	Sachs	Ø 19,05	Ch 8DVZ180001-, Pla
						55-0056	Sachs	Ø 19,05	Ch -8DZV180000, Alu
1.9 TDi Eng. AFN/ AVG (81kW)	2/96-1/99 2/99-11/00 2/99-4/01 2/99-4/01				05-0260	Luc	Ø 23,81	+ABS, -ESP, LHD	
					05-0369		Ø 25,40	Alu, RHD	
					05-0402	Luc	Ø 25,40	+ABS, -ESP, LHD	
					05-0368	Luc	Ø 25,40	Alu, +ABS, +ESP, LHD	

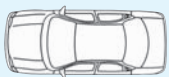
















































		Spare Parts	F/R	L/R	METELLI ref.		DIMENSIONS mm.	NOTE	
1.9 TDi Eng. AFN/ AVG (81kW)	1/99-95-12/98				<b>54-0049</b>	Sachs	Ø 22,20	Ch 8DZV180001-, Pla	
					<b>54-0050</b>	Sachs	Ø 22,20	Ch -8DZV180000, Alu	
					<b>55-0055</b>	Sachs	Ø 19,05	Ch 8DVZ180001-, Pla	
						<b>55-0056</b>	Sachs	Ø 19,05	Ch -8DZV180000, Alu
1.9 TDi Eng. AHH/ AHU (66kW)	1/95-1/99				<b>05-0260</b>	Luc	Ø 23,81	+ABS, -ESP, LHD	
	2/99-11/00				<b>05-0369</b>		Ø 25,40	Alu, RHD	
	2/99-4/01				<b>05-0368</b>	Luc	Ø 25,40	Alu, +ABS, +ESP, LHD	
	2/99-4/01				<b>05-0402</b>	Luc	Ø 25,40	+ABS, -ESP	
	1/99-95-12/98					<b>54-0049</b>	Sachs	Ø 22,20	Ch 8DZV180001-, Pla
						<b>54-0050</b>	Sachs	Ø 22,20	Ch -8DZV180000, Alu
1.9 TDi Eng. AJM/ ATJ (85kW)	00-01				<b>05-0369</b>		Ø 25,40	Alu, RHD	
	00-4/01				<b>05-0402</b>	Luc	Ø 25,40	+ABS, -ESP, LHD	
	00-4/01				<b>05-0368</b>	Luc	Ø 25,40	Alu, +ABS, +ESP, LHD	
	3/00-9/01					<b>54-0049</b>	Sachs	Ø 22,20	Ch 8DZV180001-, Pla
1.9 TDi quattro Eng. AFN/ AVG (81kW)	2/96-1/99				<b>05-0260</b>	Luc	Ø 23,81	+ABS, -ESP, LHD	
	2/99-11/00				<b>05-0369</b>		Ø 25,40	Alu, RHD	
	2/99-4/01				<b>05-0402</b>	Luc	Ø 25,40	+ABS, -ESP, LHD	
	2/99-4/01				<b>05-0368</b>	Luc	Ø 25,40	Alu, +ABS, +ESP, LHD	
	8/97-1/99				<b>05-0491</b>	Luc	Ø 23,81	Alu, +ESP, LHD	
						<b>54-0049</b>	Sachs	Ø 22,20	Ch 8DZV277329-, Pla
	96-					<b>54-0050</b>	Sachs	Ø 22,20	Ch -8DZV277328, Alu
						<b>55-0055</b>	Sachs	Ø 19,05	Ch 8DVZ170679-, Pla
						<b>55-0056</b>	Sachs	Ø 19,05	Ch -8DZV277328, Alu
	1.9 TDi quattro Eng. AJM/ ATJ (85kW)	00-01				<b>05-0369</b>		Ø 25,40	Alu, RHD
00-01					<b>05-0491</b>	Luc	Ø 23,81	Alu, +ESP, LHD	
00-4/01					<b>05-0402</b>	Luc	Ø 25,40	+ABS, -ESP, LHD	
00-4/01					<b>05-0368</b>	Luc	Ø 25,40	Alu, +ABS, +ESP, LHD	
3/00-9/01						<b>54-0049</b>	Sachs	Ø 22,20	Ch 8DZV277329-, Pla
3/00-9/01						<b>55-0055</b>	Sachs	Ø 19,05	Ch 8DVZ170679-, Pla
2.4 Eng. AFM (110kW)	95-97				<b>05-0260</b>	Luc	Ø 23,81	-ESP	
2.4 Eng. AGA/ ALF/ AML/ APS/ ARJ (121kW)	2/99-11/00				<b>05-0369</b>		Ø 25,40	Alu, RHD	
	2/99-4/01				<b>05-0402</b>	Luc	Ø 25,40	+ABS, -ESP, LHD	
	2/99-4/01				<b>05-0368</b>	Luc	Ø 25,40	Alu, +ABS, +ESP, LHD	
	8/97-1/99				<b>05-0260</b>	Luc	Ø 23,81	+ABS, -ESP, LHD	
	3/97-11/00					<b>54-0049</b>	Sachs	Ø 22,20	Ch 8DZV180001-, Pla
	3/97-11/00					<b>55-0055</b>	Sachs	Ø 19,05	Ch 8DVZ180001-, Pla
2.4 Eng. AJG/ AMM/ APZ (120kW)	2/99-11/00				<b>05-0369</b>		Ø 25,40	Alu, RHD	
	2/99-4/01				<b>05-0402</b>	Luc	Ø 25,40	+ABS, -ESP, LHD	
	2/99-4/01				<b>05-0368</b>	Luc	Ø 25,40	Alu, +ABS, +ESP, LHD	
	8/97-1/99				<b>05-0260</b>	Luc	Ø 23,81	+ABS, -ESP, LHD	
	3/97-11/00					<b>54-0049</b>	Sachs	Ø 22,20	Ch 8DZV180001-, Pla
	3/97-11/00					<b>55-0055</b>	Sachs	Ø 19,05	Ch 8DVZ180001-, Pla
2.4 quattro Eng. AGA/ ALF/ AML/ APS/ ARJ (121kW)	2/99-11/00				<b>05-0369</b>		Ø 25,40	Alu, RHD	
	2/99-4/01				<b>05-0402</b>	Luc	Ø 25,40	+ABS, -ESP, LHD	
	2/99-4/01				<b>05-0368</b>	Luc	Ø 25,40	Alu, +ABS, +ESP, LHD	
	8/97-1/99				<b>05-0260</b>	Luc	Ø 23,81	+ABS, -ESP, LHD	
	8/97-1/99				<b>05-0491</b>	Luc	Ø 23,81	Alu, +ESP, LHD	
	3/97-11/00					<b>54-0049</b>	Sachs	Ø 22,20	Ch 8DZV277329-, Pla
2.4 quattro Eng. AJG/ AMM/ APZ (120kW)	2/99-11/00				<b>05-0369</b>		Ø 25,40	Alu, RHD	
	2/99-4/01				<b>05-0402</b>	Luc	Ø 25,40	+ABS, -ESP, LHD	
	2/99-4/01				<b>05-0368</b>	Luc	Ø 25,40	Alu, +ABS, +ESP, LHD	
	8/97-1/99				<b>05-0260</b>	Luc	Ø 23,81	+ABS, -ESP, LHD	
	8/97-1/99				<b>05-0491</b>	Luc	Ø 23,81	Alu, +ESP, LHD	
	3/97-11/00					<b>54-0049</b>	Sachs	Ø 22,20	Ch 8DZV277329-, Pla
2.5 TDi Eng. AFB (110kW)	2/99-11/00				<b>05-0369</b>		Ø 25,40	Alu, RHD	
	2/99-4/01				<b>05-0402</b>	Luc	Ø 25,40	+ABS, -ESP, LHD	
	2/99-4/01				<b>05-0368</b>	Luc	Ø 25,40	Alu, +ABS, +ESP, LHD	
	8/97-1/99				<b>05-0260</b>	Luc	Ø 23,81	+ABS, -ESP, LHD	
	9/97-11/00					<b>54-0049</b>	Sachs	Ø 22,20	Ch 8DZV180001-, Pla

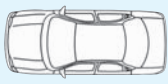
























		Spare Parts	F/R	L/R	METELLI ref.		DIMENSIONS mm.	NOTE
2.5 TDi Eng. AFB (110kW)	9/97-11/00				<b>55-0055</b>	Sachs	Ø 19,05	Ch 8DVZ180001-, Pla
2.5 TDi Eng. AKN (110kW)	2/99-11/00				<b>05-0369</b>		Ø 25,40	Alu, RHD
	2/99-4/01				<b>05-0402</b>	Luc	Ø 25,40	+ABS, -ESP, LHD
	2/99-4/01				<b>05-0368</b>	Luc	Ø 25,40	Alu, +ABS, +ESP, LHD
	8/97-1/99				<b>05-0260</b>	Luc	Ø 23,81	+ABS, -ESP, LHD
	9/97-11/00				<b>54-0049</b>	Sachs	Ø 22,20	Ch 8DZV180001-, Pla
	9/97-11/00				<b>55-0055</b>	Sachs	Ø 19,05	Ch 8DVZ180001-, Pla
2.5 TDi quattro Eng. AFB (110kW)	2/99-11/00				<b>05-0369</b>		Ø 25,40	Alu, RHD
	2/99-4/01				<b>05-0402</b>	Luc	Ø 25,40	+ABS, -ESP, LHD
	2/99-4/01				<b>05-0368</b>	Luc	Ø 25,40	Alu, +ABS, +ESP, LHD
	8/97-1/99				<b>05-0260</b>	Luc	Ø 23,81	+ABS, -ESP, LHD
	8/97-1/99				<b>05-0491</b>	Luc	Ø 23,81	Alu, +ESP, LHD
	9/97-11/00				<b>54-0049</b>	Sachs	Ø 22,20	Ch 8DZV277329-, Pla
	9/97-11/00				<b>55-0055</b>	Sachs	Ø 19,05	Ch 8DVZ170679-, Pla
2.5 TDi quattro Eng. AKN (110kW)	2/99-11/00				<b>05-0369</b>		Ø 25,40	Alu, RHD
	2/99-4/01				<b>05-0402</b>	Luc	Ø 25,40	+ABS, -ESP, LHD
	2/99-4/01				<b>05-0368</b>	Luc	Ø 25,40	Alu, +ABS, +ESP, LHD
	8/97-1/99				<b>05-0260</b>	Luc	Ø 23,81	+ABS, -ESP, LHD
	8/97-1/99				<b>05-0491</b>	Luc	Ø 23,81	Alu, +ESP, LHD
	9/97-11/00				<b>54-0049</b>	Sachs	Ø 22,20	Ch 8DZV277329-, Pla
	9/97-11/00				<b>55-0055</b>	Sachs	Ø 19,05	Ch 8DVZ170679-, Pla
2.6 Eng. ABC (110kW)	1/95-1/99				<b>05-0260</b>	Luc	Ø 23,81	+ABS, -ESP, LHD
	2/99-11/00				<b>05-0369</b>		Ø 25,40	Alu, RHD
	2/99-4/01				<b>05-0368</b>	Luc	Ø 25,40	Alu, +ABS, +ESP, LHD
	2/99-01				<b>05-0402</b>	Luc	Ø 25,40	+ABS, -ESP
	1/95-				<b>54-0049</b>	Sachs	Ø 22,20	Ch 8DZV180001-, Pla
	1/95-				<b>54-0050</b>	Sachs	Ø 22,20	Ch -8DZV180000, Alu
	95-				<b>55-0055</b>	Sachs	Ø 19,05	Ch 8DVZ180001-, Pla
	95-				<b>55-0056</b>	Sachs	Ø 19,05	Ch -8DZV180000, Alu
2.6 quattro Eng. ABC (110kW)	1/95-1/99				<b>05-0260</b>	Luc	Ø 23,81	+ABS, -ESP, LHD
	2/99-11/00				<b>05-0369</b>		Ø 25,40	Alu, RHD
	2/99-4/01				<b>05-0368</b>	Luc	Ø 25,40	Alu, +ABS, +ESP, LHD
	8/97-1/99				<b>05-0491</b>	Luc	Ø 23,81	Alu, +ESP, LHD
	1/95-				<b>54-0049</b>	Sachs	Ø 22,20	Ch 8DZV277329-, Pla
	1/95-				<b>54-0050</b>	Sachs	Ø 22,20	Ch -8DZV180000, Alu
	95-				<b>55-0055</b>	Sachs	Ø 19,05	Ch 8DVZ170679-, Pla
	95-				<b>55-0056</b>	Sachs	Ø 19,05	Ch -8DZV277328, Alu
2.7 RS4 quattro Avant Eng. ASJ/ AZR (280kW)	6/00-11/00				<b>05-0369</b>		Ø 25,40	Alu, RHD
	00-01				<b>05-0368</b>		Ø 25,40	Alu, +ESP, LHD
	00-01				<b>54-0049</b>	Sachs	Ø 22,20	Ch 8DZV277329-, Pla
	00-01				<b>55-0055</b>	Sachs	Ø 19,05	Ch 8DVZ170679-, Pla
2.7 S4 quattro Eng. AGB (195kW)	2/99-11/00				<b>05-0369</b>		Ø 25,40	Alu, RHD
	2/99-4/01				<b>05-0402</b>	Luc	Ø 25,40	+ABS, -ESP, LHD
	2/99-4/01				<b>05-0368</b>	Luc	Ø 25,40	Alu, +ABS, +ESP, LHD
	8/97-1/99				<b>05-0491</b>	Luc	Ø 23,81	Alu, +ESP, LHD
	9/97-1/99				<b>05-0260</b>	Luc	Ø 23,81	+ABS, -ESP, LHD
	9/97-9/01				<b>54-0049</b>	Sachs	Ø 22,20	Ch 8DZV277329-, Pla
	9/97-9/01				<b>55-0055</b>	Sachs	Ø 19,05	Ch 8DVZ170679-, Pla
2.8 Eng. AAH (128kW)	1/95-97				<b>05-0260</b>	Luc	Ø 23,81	+ABS, -ESP, LHD
	1/95-				<b>54-0049</b>	Sachs	Ø 22,20	Ch 8DZV180001-, Pla
	95-97				<b>54-0050</b>	Sachs	Ø 22,20	Ch -8DZV180000, Alu
	95-97				<b>55-0056</b>	Sachs	Ø 19,05	Ch -8DZV180000, Alu
2.8 Eng. ACK/ ALG/ AMX/ APR/ AQD (142kW)	10/96-1/99				<b>05-0260</b>	Luc	Ø 23,81	+ABS, -ESP, LHD
	2/99-11/00				<b>05-0369</b>		Ø 25,40	Alu, RHD
	2/99-4/01				<b>05-0402</b>	Luc	Ø 25,40	+ABS, -ESP, LHD
	2/99-4/01				<b>05-0368</b>	Luc	Ø 25,40	Alu, +ABS, +ESP, LHD
	96-				<b>54-0050</b>	Sachs	Ø 22,20	Ch -8DZV180000, Alu
	96-				<b>55-0055</b>	Sachs	Ø 19,05	Ch 8DVZ180001-, Pla
	96-				<b>55-0056</b>	Sachs	Ø 19,05	Ch -8DZV180000, Alu
2.8 quattro Eng. AAH (128kW)	1/95-97				<b>05-0260</b>	Luc	Ø 23,81	+ABS, -ESP, LHD
	95-97				<b>05-0491</b>	Luc	Ø 23,81	Alu, +ABS, +ESP, LHD
	1/95-				<b>54-0049</b>	Sachs	Ø 22,20	Ch 8DZV277329-, Pla
	95-97				<b>54-0050</b>	Sachs	Ø 22,20	Ch -8DZV277328, Alu
	95-97				<b>55-0056</b>	Sachs	Ø 19,05	Ch -8DZV277328, Alu

		Spare Parts	F/R	L/R	METELLI ref.		DIMENSIONS mm.	NOTE	
2.8 quattro Eng. ACK/ ALG/ AMX/ APR/ AQD (142kW)	10/96-1/99				<b>05-0260</b>	Luc	Ø 23,81	+ABS, -ESP, LHD	
	2/99-11/00				<b>05-0369</b>		Ø 25,40	Alu, RHD	
	2/99-4/01				<b>05-0402</b>	Luc	Ø 25,40	+ABS, -ESP, LHD	
	2/99-4/01				<b>05-0368</b>	Luc	Ø 25,40	Alu, +ABS, +ESP, LHD	
	8/97-1/99				<b>05-0491</b>	Luc	Ø 23,81	Alu, +ESP, LHD	
	1/95-					<b>54-0049</b>	Sachs	Ø 22,20	Ch 8DZV277329-, Pla
						<b>54-0050</b>	Sachs	Ø 22,20	Ch -8DZV277328, Alu
						<b>55-0055</b>	Sachs	Ø 19,05	Ch 8DVZ170679-, Pla
96-					<b>55-0056</b>	Sachs	Ø 19,05	Ch -8DZV277328, Alu	
<b>A4 II (8E2, B6), Avant 11/00-10/04</b>									
1.6 Eng. ALZ (75kW)	11/00-				<b>05-0458</b>	Luc	Ø 25,40	Alu	
	00-04				<b>05-0613</b>	Ate	Ø 25,40	Alu	
	00-04				<b>54-0049</b>	Sachs	Ø 22,20	Pla	
	11/00-10/04				<b>55-0096</b>		Ø 19,05		
1.8 T., Quattro Eng. AMB (125kW)	01-04				<b>05-0613</b>	Ate	Ø 25,40	Alu	
	01-04				<b>54-0049</b>	Sachs	Ø 22,20	Pla	
	7/01-10/04				<b>55-0096</b>		Ø 19,05		
1.8 T., Quattro Eng. AVJ (110kW)	00-02				<b>05-0458</b>	Luc	Ø 25,40	Alu	
	00-02				<b>05-0613</b>	Ate	Ø 25,40	Alu	
	00-02				<b>54-0049</b>	Sachs	Ø 22,20	Pla	
	11/00-7/02				<b>55-0096</b>		Ø 19,05		
1.8 T., Quattro Eng. BEX (140kW)	02-				<b>05-0458</b>	Luc	Ø 25,40	Alu	
	02-04				<b>05-0613</b>	Ate	Ø 25,40	Alu	
	02-04				<b>54-0049</b>	Sachs	Ø 22,20	Pla	
	11/02-10/04				<b>55-0096</b>		Ø 19,05		
1.8 T., Quattro Eng. BFB (120kW)	02-				<b>05-0458</b>	Luc	Ø 25,40	Alu	
	02-04				<b>05-0613</b>	Ate	Ø 25,40	Alu	
	02-04				<b>54-0049</b>	Sachs	Ø 22,20	Pla	
	7/02-10/04				<b>55-0096</b>		Ø 19,05		
1.9 TDi Eng. AVB (74kW)	5/01-				<b>05-0458</b>	Luc	Ø 25,40	Alu	
	01-04				<b>05-0613</b>	Ate	Ø 25,40	Alu	
	01-04				<b>54-0049</b>	Sachs	Ø 22,20	Pla	
	5/01-10/04				<b>55-0096</b>		Ø 19,05		
1.9 TDi Eng. AVF/ AWX (96kW)	11/00-				<b>05-0458</b>	Luc	Ø 25,40	Alu	
	00-04				<b>05-0613</b>	Ate	Ø 25,40	Alu	
	00-04				<b>54-0049</b>	Sachs	Ø 22,20	Pla	
	11/00-10/04				<b>55-0096</b>		Ø 19,05		
1.9 TDi Eng. BKE (85kW)	6/04-				<b>05-0458</b>	Luc	Ø 25,40	Alu	
	6/04-10/04				<b>05-0613</b>	Ate	Ø 25,40	Alu	
	6/04-10/04				<b>54-0063</b>		Ø 22,20		
	6/04-10/04				<b>55-0096</b>		Ø 19,05		
1.9 TDi quattro Eng. AVF/ AWX (96kW)	11/00-				<b>05-0458</b>	Luc	Ø 25,40	Alu	
	00-04				<b>05-0613</b>	Ate	Ø 25,40	Alu	
	00-04				<b>54-0049</b>	Sachs	Ø 22,20	Pla	
	11/00-10/04				<b>55-0096</b>		Ø 19,05		
2.0 Eng. ALT (96kW)	11/00-				<b>05-0458</b>	Luc	Ø 25,40	Alu	
	00-04				<b>05-0613</b>	Ate	Ø 25,40	Alu	
	00-04				<b>54-0049</b>	Sachs	Ø 22,20	Pla	
	11/00-10/04				<b>55-0096</b>		Ø 19,05		
2.0 FSI Eng. AWA (110kW)	02-				<b>05-0458</b>	Luc	Ø 25,40	Alu	
	02-04				<b>05-0613</b>	Ate	Ø 25,40	Alu	
	02-04				<b>54-0049</b>	Sachs	Ø 22,20	Pla	
	7/02-10/04				<b>55-0096</b>		Ø 19,05		
2.4 Eng. AMM (120kW)	01-04				<b>05-0613</b>	Ate	Ø 25,40	Alu	
	01-04				<b>54-0049</b>	Sachs	Ø 22,20	Pla	
	9/01-10/04				<b>55-0096</b>		Ø 19,05		
2.4 Eng. BDV (125kW)	9/01-				<b>05-0458</b>	Luc	Ø 25,40	Alu	
	01-04				<b>05-0613</b>	Ate	Ø 25,40	Alu	
	01-04				<b>54-0049</b>	Sachs	Ø 22,20	Pla	
	9/01-10/04				<b>55-0096</b>		Ø 19,05		
2.5 TDi Eng. AYM (114kW)	8/01-				<b>05-0458</b>	Luc	Ø 25,40	Alu	
	01-02				<b>05-0613</b>	Ate	Ø 25,40	Alu	
	01-02				<b>54-0049</b>	Sachs	Ø 22,20	Pla	
	8/01-7/02				<b>55-0096</b>		Ø 19,05		

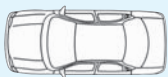





































		Spare Parts	F/R	L/R	METELLI ref.		DIMENSIONS mm.	NOTE
2.5 TDi Eng. BCZ/ BDG/ BFC (120kW)	7/02-				<b>05-0458</b>	Luc	Ø 25,40	Alu
	02-04				<b>05-0613</b>	Ate	Ø 25,40	Alu
	02-04				<b>54-0049</b>	Sachs	Ø 22,20	Ch -8E4270000, Pla
	7/02-10/04				<b>54-0063</b>		Ø 22,20	
	7/02-10/04				<b>55-0096</b>		Ø 19,05	
2.5, TDi quattro Eng. AKE/ BAU/ BDH (132kW)	9/01-				<b>05-0458</b>	Luc	Ø 25,40	Alu
	01-04				<b>05-0613</b>	Ate	Ø 25,40	Alu
	01-04				<b>54-0049</b>	Sachs	Ø 22,20	Pla
	9/01-10/04				<b>55-0096</b>		Ø 19,05	
3.0, quattro Eng. ASN/ AVK (162kW)	11/00-				<b>05-0458</b>	Luc	Ø 25,40	Alu
	00-04				<b>05-0613</b>	Ate	Ø 25,40	Alu
	00-04				<b>54-0049</b>	Sachs	Ø 22,20	Pla
	11/00-10/04				<b>55-0096</b>		Ø 19,05	
3.0, quattro Eng. BBJ (160kW)	4/01-				<b>05-0458</b>	Luc	Ø 25,40	Alu
	01-04				<b>05-0613</b>	Ate	Ø 25,40	Alu
	01-04				<b>54-0049</b>	Sachs	Ø 22,20	Pla
	4/01-10/04				<b>55-0096</b>		Ø 19,05	
4.1 S4 quattro Eng. BBK (253kW)	03-04				<b>05-0733</b>	Trw	Ø 26,99	Alu
	03-04				<b>54-0049</b>	Sachs	Ø 22,20	Pla
	3/03-10/04				<b>55-0096</b>		Ø 19,05	
<b>A4 Il Cabrio (8H7) 4/02-</b>								
1.8 T., Quattro Eng. BFB (120kW)	7/02-				<b>05-0458</b>	Luc	Ø 25,40	Alu
	02-				<b>05-0613</b>	Ate	Ø 25,40	Alu
	02-				<b>54-0049</b>	Sachs	Ø 22,20	Ch -8H4022000, Pla
	7/02-				<b>54-0063</b>		Ø 22,20	Ch 8H4022001-
	7/02-				<b>55-0096</b>		Ø 19,05	
2.0 Eng. ALT (96kW)	04-				<b>05-0613</b>	Ate	Ø 25,40	Alu
	02-				<b>54-0049</b>	Sachs	Ø 22,20	Ch -8H4022000, Pla
	9/04-				<b>54-0063</b>		Ø 22,20	Ch 8H4022001-
	9/04-				<b>55-0096</b>		Ø 19,05	
2.0 TDi Eng. BPW (103kW)	04-				<b>05-0458</b>	Luc	Ø 25,40	Alu
	05-				<b>05-0613</b>	Ate	Ø 25,40	Alu
	02-				<b>54-0049</b>	Sachs	Ø 22,20	Ch -8H4022000, Pla
	10/05-				<b>54-0063</b>		Ø 22,20	Ch 8H4022001-
	10/05-				<b>55-0096</b>		Ø 19,05	
2.0 TFSI Eng. BWE (147kW)	06-				<b>05-0613</b>	Ate	Ø 25,40	Alu
	06-				<b>05-0458</b>	Luc	Ø 25,40	Alu
	02-				<b>54-0049</b>	Sachs	Ø 22,20	Ch -8H4022000, Pla
	1/06-				<b>54-0063</b>		Ø 22,20	Ch 8H4022001-
	1/06-				<b>55-0096</b>		Ø 19,05	
2.4 Eng. AMM (120kW)	02-				<b>05-0613</b>	Ate	Ø 25,40	Alu
	02-				<b>54-0049</b>	Sachs	Ø 22,20	Ch -8H4022000, Pla
	4/02-				<b>54-0063</b>		Ø 22,20	Ch 8H4022001-
	4/02-				<b>55-0096</b>		Ø 19,05	
2.4 Eng. BDV (125kW)	4/02-				<b>05-0458</b>	Luc	Ø 25,40	Alu
	02-				<b>05-0613</b>	Ate	Ø 25,40	Alu
	02-				<b>54-0049</b>	Sachs	Ø 22,20	Ch -8H4022000, Pla
	4/02-				<b>54-0063</b>		Ø 22,20	Ch 8H4022001-
	4/02-				<b>55-0096</b>		Ø 19,05	
2.5 TDi Eng. BCZ/ BDG/ BFC (120kW)	8/02-				<b>05-0458</b>	Luc	Ø 25,40	Alu
	02-				<b>05-0613</b>	Ate	Ø 25,40	Alu
	02-				<b>54-0049</b>	Sachs	Ø 22,20	Ch -8H4022000, Pla
	8/02-				<b>54-0063</b>		Ø 22,20	Ch 8H4022001-
	8/02-				<b>55-0096</b>		Ø 19,05	
2.7 TDi Eng. BPP (132kW)	06-				<b>05-0613</b>	Ate	Ø 25,40	Alu
	06-				<b>05-0458</b>	Luc	Ø 25,40	Alu
	02-				<b>54-0049</b>	Sachs	Ø 22,20	Ch -8H4022000, Pla
	6/06-				<b>54-0063</b>		Ø 22,20	Ch 8H4022001-
	6/06-				<b>55-0096</b>		Ø 19,05	
3.0 TDi quattro Eng. ASB (171kW)	05-				<b>05-0613</b>	Ate	Ø 25,40	Alu
	05-				<b>05-0458</b>	Luc	Ø 25,40	Alu
	02-				<b>54-0049</b>	Sachs	Ø 22,20	Ch -8H4022000, Pla
	10/05-				<b>54-0063</b>		Ø 22,20	Ch 8H4022001-
	10/05-				<b>55-0096</b>		Ø 19,05	

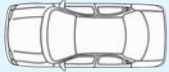


































		Spare Parts	F/R	L/R	METELLI ref.		DIMENSIONS mm.	NOTE
3.0 TDi quattro Eng. BKN (150kW)	06-				<b>05-0613</b>	Ate	Ø 25,40	Alu
	02-				<b>54-0049</b>	Sachs	Ø 22,20	Ch -8H4022000, Pla
	1/06-				<b>54-0063</b>		Ø 22,20	Ch 8H4022001-
	1/06-				<b>55-0096</b>		Ø 19,05	
3.0, quattro Eng. ASN (162kW)	4/02-				<b>05-0458</b>	Luc	Ø 25,40	Alu
	02-				<b>05-0613</b>	Ate	Ø 25,40	Alu
	02-				<b>54-0049</b>	Sachs	Ø 22,20	Ch -8H4022000, Pla
	4/02-				<b>54-0063</b>		Ø 22,20	Ch 8H4022001-
	4/02-				<b>55-0096</b>		Ø 19,05	
3.2 FSI, quattro Eng. AUK (188kW)	05-				<b>05-0613</b>	Ate	Ø 25,40	Alu
	05-				<b>05-0458</b>	Luc	Ø 25,40	Alu
	02-				<b>54-0049</b>	Sachs	Ø 22,20	Ch -8H4022000, Pla
	10/05-				<b>54-0063</b>		Ø 22,20	Ch 8H4022001-
	10/05-				<b>55-0096</b>		Ø 19,05	
4.1 S4 quattro Eng. BBK (253kW)	04-05				<b>05-0733</b>	Trw	Ø 26,99	Alu
	02-				<b>54-0049</b>	Sachs	Ø 22,20	Ch -8H4022000, Pla
	3/04-				<b>54-0063</b>		Ø 22,20	Ch 8H4022001-
	3/04-				<b>55-0096</b>		Ø 19,05	
RS4 quattro Eng. BNS (309kW)	02-				<b>54-0049</b>	Sachs	Ø 22,20	Ch -8H4022000, Pla
	6/06-				<b>54-0063</b>		Ø 22,20	Ch 8H4022001-
	6/06-				<b>55-0096</b>		Ø 19,05	
<b>A4 III (8EC), Avant 11/04-10/07</b>								
1.6 Eng. ALZ (75kW)	04-				<b>05-0458</b>	Luc	Ø 25,40	Alu
	04-				<b>05-0613</b>	Ate	Ø 25,40	Ch -8E7110000, Alu
	11/04-				<b>54-0063</b>		Ø 22,20	
	11/04-				<b>55-0096</b>		Ø 19,05	
1.8 T, Quattro Eng. BFB (120kW)	04-				<b>05-0458</b>	Luc	Ø 25,40	Alu
	04-				<b>05-0613</b>	Ate	Ø 25,40	Ch -8E7110000, Alu
	11/04-				<b>54-0063</b>		Ø 22,20	
1.9 TDi Eng. BKE (85kW)	04-				<b>05-0458</b>	Luc	Ø 25,40	Alu
	04-				<b>05-0613</b>	Ate	Ø 25,40	Ch -8E7110000, Alu
	11/04-				<b>54-0063</b>		Ø 22,20	
2.0 Eng. ALT (96kW)	04-				<b>05-0458</b>	Luc	Ø 25,40	Alu
	04-				<b>05-0613</b>	Ate	Ø 25,40	Ch -8E7110000, Alu
	11/04-				<b>54-0063</b>		Ø 22,20	
2.0 FSi Eng. BPJ (125kW)	06-				<b>05-0613</b>	Ate	Ø 25,40	Ch -8E7110000, Alu
	10/06-				<b>54-0063</b>		Ø 22,20	
	10/06-				<b>55-0096</b>		Ø 19,05	
2.0 TDi Eng. BNA (100kW)	04-				<b>05-0458</b>	Luc	Ø 25,40	Alu
	04-				<b>05-0613</b>	Ate	Ø 25,40	Ch -8E7110000, Alu
	11/04-				<b>54-0063</b>		Ø 22,20	
	11/04-				<b>55-0096</b>		Ø 19,05	
2.0 TDi, quattro Eng. BLB/ BPW (103kW)	04-				<b>05-0458</b>	Luc	Ø 25,40	Alu
	04-				<b>05-0613</b>	Ate	Ø 25,40	Ch -8E7110000, Alu
	11/04-				<b>54-0063</b>		Ø 22,20	
2.0 TDi, quattro Eng. BMN / BRD (125kW)	06-				<b>05-0613</b>	Ate	Ø 25,40	Ch -8E7110000, Alu
	06-				<b>05-0458</b>	Luc	Ø 25,40	Alu
	6/06-				<b>54-0063</b>		Ø 22,20	
2.0 TFSI, quattro Eng. BGB (147kW)	06-				<b>55-0096</b>		Ø 19,05	
	04-				<b>05-0458</b>	Luc	Ø 25,40	Alu
	04-				<b>05-0613</b>	Ate	Ø 25,40	Ch -8E7110000, Alu
2.0 TFSI, quattro Eng. BUL (162kW)	11/04-				<b>54-0063</b>		Ø 22,20	
	11/04-				<b>55-0096</b>		Ø 19,05	
	05-				<b>05-0458</b>	Luc	Ø 25,40	Alu
2.0 TFSI, quattro Eng. BUL (162kW)	05-				<b>05-0613</b>	Ate	Ø 25,40	Ch -8E7110000, Alu
	6/05-				<b>54-0063</b>		Ø 22,20	
	6/05-				<b>55-0096</b>		Ø 19,05	
	6/05-							
2.5 TDi Eng. BCZ/ BDG (120kW)	04-				<b>05-0458</b>	Luc	Ø 25,40	Alu
	04-				<b>05-0613</b>	Ate	Ø 25,40	Ch -8E7110000, Alu
	11/04-				<b>54-0063</b>		Ø 22,20	

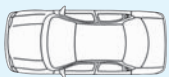









































		Spare Parts	F/R	L/R	METELLI ref.		DIMENSIONS mm.	NOTE
2.5 TDi Eng. BCZ/ BDG (120kW)	11/04-				<b>55-0096</b>		Ø 19,05	
2.7 TDi Eng. BPP (132kW)	06-				<b>05-0613</b>	Ate	Ø 25,40	Ch -8E7110000, Alu
	06-				<b>05-0458</b>	Luc	Ø 25,40	Alu
	1/06-				<b>54-0063</b>		Ø 22,20	
	1/06-				<b>55-0096</b>		Ø 19,05	
2.7 TDi Avant Eng. BSG (120kW)	11/05-10/07				<b>55-0096</b>		Ø 19,05	
3.0 TDi quattro Eng. ASB (171kW)	06-				<b>05-0613</b>	Ate	Ø 25,40	Ch -8E7110000, Alu
	06-				<b>05-0458</b>	Luc	Ø 25,40	Alu
	1/06-				<b>54-0063</b>		Ø 22,20	
	1/06-				<b>55-0096</b>		Ø 19,05	
3.0 TDi quattro Eng. BKN (150kW)	04-				<b>05-0458</b>	Luc	Ø 25,40	Alu
	04-				<b>05-0613</b>	Ate	Ø 25,40	Ch -8E7110000, Alu
	11/04-				<b>54-0063</b>		Ø 22,20	
	11/04-				<b>55-0096</b>		Ø 19,05	
3.2 FSI, quattro Eng. AUK (188kW)	05-				<b>05-0458</b>	Luc	Ø 25,40	Alu
	05-				<b>05-0613</b>	Ate	Ø 25,40	Ch -8E7110000, Alu
	1/05-				<b>54-0063</b>		Ø 22,20	
	1/05-				<b>55-0096</b>		Ø 19,05	
RS4 quattro Eng. BNS (309kW)	05-				<b>05-0733</b>	Trw	Ø 26,99	Alu
	9/05-				<b>54-0063</b>		Ø 22,20	
	9/05-				<b>55-0096</b>		Ø 19,05	
S4 quattro Eng. BBK (253kW)	11/04-				<b>54-0063</b>		Ø 22,20	
	11/04-				<b>55-0096</b>		Ø 19,05	
<b>A6 I (4A, C4), Avant 6/94-2/97</b>								
1.8, quattro Eng. ADR (92kW)	10/95-4/97				<b>05-0367</b>	Luc	Ø 23,81	Alu, +ABS, +EDS
1.9 TDi Eng. 1Z (66kW)	6/94-4/97				<b>05-0367</b>	Luc	Ø 23,81	Alu, +ABS, +EDS
	6/94-6/95				<b>05-0247</b>		Ø 23,81	Alu, -ABS
	6/94-6/95				<b>05-0259</b>	Luc	Ø 23,81	Alu, +ABS, -EDS
1.9 TDi Eng. AHU (66kW)	6/94-4/97				<b>05-0367</b>	Luc	Ø 23,81	Alu, +ABS, +EDS
	6/94-6/95				<b>05-0247</b>		Ø 23,81	Alu, -ABS
	6/94-6/95				<b>05-0259</b>	Luc	Ø 23,81	Alu, +ABS, -EDS
2.0 Eng. AAE (74kW)	6/94-4/97				<b>05-0367</b>	Luc	Ø 23,81	Alu, +ABS, +EDS
	6/94-6/95				<b>05-0247</b>		Ø 23,81	Alu, -ABS
	6/94-6/95				<b>05-0259</b>	Luc	Ø 23,81	Alu, +ABS, -EDS
2.0 Eng. ABK (85kW)	6/94-4/97				<b>05-0367</b>	Luc	Ø 23,81	Alu, +ABS, +EDS
	6/94-6/95				<b>05-0247</b>		Ø 23,81	Alu, -ABS
	6/94-6/95				<b>05-0259</b>	Luc	Ø 23,81	Alu, +ABS, -EDS
2.0 16v Eng. ACE (103kW)	6/94-4/97				<b>05-0367</b>	Luc	Ø 23,81	Alu, +ABS, +EDS
	6/94-6/95				<b>05-0247</b>		Ø 23,81	Alu, -ABS
	6/94-6/95				<b>05-0259</b>	Luc	Ø 23,81	Alu, +ABS, -EDS
2.0 16v quattro Eng. ACE (103kW)	6/94-4/97				<b>05-0367</b>	Luc	Ø 23,81	Alu, +ABS, +EDS
	6/94-6/95				<b>05-0247</b>		Ø 23,81	Alu, -ABS
	6/94-6/95				<b>05-0259</b>	Luc	Ø 23,81	Alu, +ABS, -EDS
2.3, quattro Eng. AAR (98kW)	6/94-6/95				<b>05-0247</b>		Ø 23,81	Alu, -ABS
	6/94-6/95				<b>05-0259</b>	Luc	Ø 23,81	Alu, +ABS, -EDS
	6/94-95				<b>05-0367</b>	Luc	Ø 23,81	Alu, +ABS, +EDS
2.5 TDi Eng. AAT (84-85kW)	1/95-4/97				<b>05-0367</b>	Luc	Ø 23,81	Alu, +ABS, +EDS
	1/95-6/95				<b>05-0247</b>		Ø 23,81	Alu, -ABS
	1/95-6/95				<b>05-0259</b>	Luc	Ø 23,81	Alu, +ABS, -EDS
2.5 TDi, quattro Eng. AEL (103kW)	6/94-4/97				<b>05-0367</b>	Luc	Ø 23,81	Alu, +ABS, +EDS
	6/94-6/95				<b>05-0247</b>		Ø 23,81	Alu, -ABS
	6/94-6/95				<b>05-0259</b>	Luc	Ø 23,81	Alu, +ABS, -EDS
2.6 Eng. ABC (110kW)	6/94-4/97				<b>05-0367</b>	Luc	Ø 23,81	Alu, +ABS, +EDS
	6/94-6/95				<b>05-0247</b>		Ø 23,81	Alu, -ABS
	6/94-6/95				<b>05-0259</b>	Luc	Ø 23,81	Alu, +ABS, -EDS
2.6 quattro Eng. ABC (110kW)	6/94-4/97				<b>05-0367</b>	Luc	Ø 23,81	Alu, +ABS, +EDS
	6/94-6/95				<b>05-0247</b>		Ø 23,81	Alu, -ABS
	6/94-6/95				<b>05-0259</b>	Luc	Ø 23,81	Alu, +ABS, -EDS
2.8 Eng. AAH/ AEJ (128kW)	6/94-4/97				<b>05-0367</b>	Luc	Ø 23,81	Alu, +ABS, +EDS
	6/94-6/95				<b>05-0247</b>		Ø 23,81	Alu, -ABS
	6/94-6/95				<b>05-0259</b>	Luc	Ø 23,81	Alu, +ABS, -EDS
2.8 quattro Eng. AAH/ AEJ (128kW)	6/94-4/97				<b>05-0367</b>	Luc	Ø 23,81	Alu, +ABS, +EDS
	6/94-6/95				<b>05-0247</b>		Ø 23,81	Alu, -ABS
	6/94-6/95				<b>05-0259</b>	Luc	Ø 23,81	Alu, +ABS, -EDS

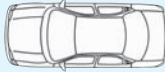





























































		Spare Parts	F/R	L/R	METELLI ref.		DIMENSIONS mm.	NOTE
2.8, quattro Eng. ACK (142kW)	7/95-4/97				05-0367	Luc	Ø 23,81	Alu, +ABS, +EDS
<b>A6 II (4B, C5), Avant 1/97-2/05</b>								
1.8 Eng. AFY (85kW)	-01				05-0368	Luc	Ø 25,40	Ch 4BZX130001-, Alu, +ESP, LHD
	97-05				05-0613	Ate	Ø 25,40	Ch 4B2130001-, Alu
	97-05				54-0049	Sachs	Ø 22,20	Pla
	97-05				55-0055	Sachs	Ø 19,05	Pla
1.8 Eng. AJP/ AQE/ ARH (92kW)	-01				05-0402		Ø 25,40	Ch 4BZX130001-, +EDS
	-01				05-0368	Luc	Ø 25,40	Ch 4BZX130001-, Alu, +ESP, LHD
	01-				05-0458	Luc	Ø 25,40	Alu
	-3/98				05-0369	Luc	Ø 25,40	Ch 4BX130001-, Alu, +EDS, RHD
	5/97-				05-0260	Luc	Ø 23,81	Ch -4BX130000, +EDS, LHD
	97-05				05-0613	Ate	Ø 25,40	Ch 4B2130001-, Alu
	97-05				55-0055	Sachs	Ø 19,05	Pla
1.8 T. Eng. AEB/ ANB/ APU/ ARK (110kW)	-01				05-0402		Ø 25,40	Ch 4BZX130001-, +EDS, LHD
	-01				05-0368	Luc	Ø 25,40	Ch 4BZX130001-, Alu, +ESP, LHD
	01-				05-0458	Luc	Ø 25,40	Alu
	-3/98				05-0369	Luc	Ø 25,40	Ch 4BX130001-, Alu, +EDS, RHD
	5/97-				05-0260	Luc	Ø 23,81	Ch -4BX130000, +EDS, LHD
	97-				05-0491	Luc	Ø 23,81	Ch -4BZX130000, Alu, +ESP, LHD
	97-05				05-0613	Ate	Ø 25,40	Ch 4B2130001-, Alu
	97-				54-0049	Sachs	Ø 22,20	Pla
	97-05				55-0055	Sachs	Ø 19,05	Pla
1.8 T. Eng. AJL (132kW)	-01				05-0402		Ø 25,40	Ch 4BZX130001-, +EDS
	-01				05-0368	Luc	Ø 25,40	Ch 4BZX130001-, Alu, +ESP, LHD
	01-				05-0458	Luc	Ø 25,40	Alu
	97-				05-0491	Luc	Ø 23,81	Ch -4BZX130000, Alu, +ESP, LHD
	97-05				05-0613	Ate	Ø 25,40	Ch 4B2130001-, Alu
	97-				54-0049	Sachs	Ø 22,20	Pla
	97-05				55-0055	Sachs	Ø 19,05	Pla
1.8 T. Eng. AWT (110kW)	-01				05-0402		Ø 25,40	Ch 4BZX130001-, +EDS, LHD
	-01				05-0368	Luc	Ø 25,40	Ch 4BZX130001-, Alu, +ESP, LHD
	01-				05-0458	Luc	Ø 25,40	Alu
	-3/98				05-0369	Luc	Ø 25,40	Ch 4BX130001-, Alu, +EDS, RHD
	5/97-				05-0260	Luc	Ø 23,81	Ch -4BX130000, +EDS, LHD
	97-				05-0491	Luc	Ø 23,81	Ch -4BZX130000, Alu, +ESP, LHD
	97-05				05-0613	Ate	Ø 25,40	Ch 4B2130001-, Alu
	97-				54-0049	Sachs	Ø 22,20	Pla
	97-05				55-0055	Sachs	Ø 19,05	Pla
1.8 T. quattro Eng. AEB/ ANB/ APU/ ARK (110kW)	-01				05-0368	Luc	Ø 25,40	Ch 4BZX130001-, Alu, +ESP, LHD
	01-				05-0458	Luc	Ø 25,40	Alu
	-3/98				05-0369	Luc	Ø 25,40	Ch 4BX130001-, Alu, +EDS, RHD
	5/97-				05-0260	Luc	Ø 23,81	Ch -4BX130000, +EDS, LHD
	97-				05-0491	Luc	Ø 23,81	Ch -4BZX130000, Alu, +ESP, LHD
	97-05				05-0613	Ate	Ø 25,40	Ch 4B2130001-, Alu
	97-				54-0049	Sachs	Ø 22,20	Pla
1.8 T. quattro Eng. AJL (132kW)	-01				05-0368	Luc	Ø 25,40	Ch 4BZX130001-, Alu, +ESP, LHD
	01-				05-0458	Luc	Ø 25,40	Alu
	97-				05-0491	Luc	Ø 23,81	Ch -4BZX130000, Alu, +ESP, LHD
	97-05				05-0613	Ate	Ø 25,40	Ch 4B2130001-, Alu
	97-				54-0049	Sachs	Ø 22,20	Pla
1.8 T. quattro Eng. AWT (110kW)	-01				05-0368	Luc	Ø 25,40	Ch 4BZX130001-, Alu, +ESP, LHD
	01-				05-0458	Luc	Ø 25,40	Alu
	-3/98				05-0369	Luc	Ø 25,40	Ch 4BX130001-, Alu, +EDS, RHD
	5/97-				05-0260	Luc	Ø 23,81	Ch -4BX130000, +EDS, LHD
	97-				05-0491	Luc	Ø 23,81	Ch -4BZX130000, Alu, +ESP, LHD
	97-05				05-0613	Ate	Ø 25,40	Ch 4B2130001-, Alu
	97-				54-0049	Sachs	Ø 22,20	Pla
1.9 TDi Eng. AFN (81kW)	-01				05-0402		Ø 25,40	Ch 4BZX130001-, +EDS
	-01				05-0368	Luc	Ø 25,40	Ch 4BZX130001-, Alu, +ESP, LHD
	-3/98				05-0369	Luc	Ø 25,40	Ch 4BX130001-, Alu, +EDS, RHD
	5/97-				05-0260	Luc	Ø 23,81	Ch -4BX130000, +EDS, LHD

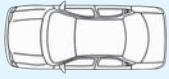











































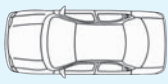














































		Spare Parts	F/R	L/R	METELLI ref.		DIMENSIONS mm.	NOTE
1.9 TDi Eng. AFN (81kW)	97-				<b>05-0491</b>	Luc	Ø 23,81	Ch -4BZX130000, Alu, +ESP, LHD
	97-01			<b>05-0613</b>	Ate	Ø 25,40	Ch 4B2130001-, Alu	
	2/97-12/98				<b>54-0049</b>	Sachs	Ø 22,20	Ch 4BZW019485-, Pla
					<b>54-0050</b>	Sachs	Ø 22,20	Ch -4BZW019484, Alu
	97-				<b>55-0055</b>	Sachs	Ø 19,05	Ch 4BZW019485-, Pla
				<b>55-0056</b>	Sachs	Ø 19,05	Ch -4BZW019484, Alu	
1.9 TDi Eng. AJM (85kW)	00-				<b>05-0491</b>	Luc	Ø 23,81	Ch -4BZX130000, Alu, +ESP, LHD
	-01			<b>05-0402</b>		Ø 25,40	Ch 4BZX130001-, +EDS	
	-01				<b>05-0368</b>	Luc	Ø 25,40	Ch 4BZX130001-, Alu, +ESP, LHD
	01-				<b>05-0458</b>	Luc	Ø 25,40	Alu
	97-05				<b>05-0613</b>	Ate	Ø 25,40	Ch 4B2130001-, Alu
	00-				<b>54-0049</b>	Sachs	Ø 22,20	Pla
	00-				<b>55-0055</b>	Sachs	Ø 19,05	Pla
1.9 TDi Eng. AVF/ AWX (96kW)	-01				<b>05-0402</b>		Ø 25,40	Ch 4BZX130001-, +EDS
	-01			<b>05-0368</b>	Luc	Ø 25,40	Ch 4BZX130001-, Alu, +ESP, LHD	
	01-				<b>05-0491</b>	Luc	Ø 23,81	Ch -4BZX130000, Alu, +ESP, LHD
	01-				<b>05-0458</b>	Luc	Ø 25,40	Alu
	97-05				<b>05-0613</b>	Ate	Ø 25,40	Ch 4B2130001-, Alu
	01-05				<b>54-0049</b>	Sachs	Ø 22,20	Pla
	01-				<b>55-0095</b>		Ø 19,05	
2.0 Eng. ALT (96kW)	01-05				<b>05-0458</b>	Luc	Ø 25,40	Alu
	97-05				<b>05-0613</b>	Ate	Ø 25,40	Ch 4B2130001-, Alu
	01-05				<b>54-0049</b>	Sachs	Ø 22,20	Pla
	01-05				<b>55-0055</b>	Sachs	Ø 19,05	Pla
2.4 Eng. AGA/ ALF/ AML/ APS/ ARJ (121kW)	-01				<b>05-0402</b>		Ø 25,40	Ch 4BZX130001-, +EDS
	-01			<b>05-0368</b>	Luc	Ø 25,40	Ch 4BZX130001-, Alu, +ESP, LHD	
	01-				<b>05-0458</b>	Luc	Ø 25,40	Alu
	-3/98				<b>05-0369</b>	Luc	Ø 25,40	Ch 4BX130001-, Alu, +EDS, RHD
	5/97-				<b>05-0260</b>	Luc	Ø 23,81	Ch -4BX130000, +EDS, LHD
	97-				<b>05-0491</b>	Luc	Ø 23,81	Ch -4BZX130000, Alu, +ESP, LHD
	97-05				<b>05-0613</b>	Ate	Ø 25,40	Ch 4B2130001-, Alu
	97-				<b>54-0049</b>	Sachs	Ø 22,20	Pla
	97-05				<b>55-0055</b>	Sachs	Ø 19,05	Pla
2.4 Eng. ALW/ ARN/ ASM (100kW)	-01				<b>05-0402</b>		Ø 25,40	Ch 4BZX130001-, +EDS
	-01			<b>05-0368</b>	Luc	Ø 25,40	Ch 4BZX130001-, Alu, +ESP, LHD	
	01-				<b>05-0458</b>	Luc	Ø 25,40	Alu
	98-05				<b>05-0491</b>	Luc	Ø 23,81	Ch -4BZX130000, Alu, +ESP, LHD
	98-05				<b>05-0613</b>	Ate	Ø 25,40	Ch 4B2130001-, Alu
	98-05				<b>54-0049</b>	Sachs	Ø 22,20	Pla
	98-05				<b>55-0055</b>	Sachs	Ø 19,05	Pla
2.4 quattro Eng. AGA/ ALF/ AML/ APS/ ARJ (121kW)	-01				<b>05-0402</b>		Ø 25,40	+EDS
	-01			<b>05-0368</b>	Luc	Ø 25,40	Alu, +ESP, LHD	
	01-				<b>05-0458</b>	Luc	Ø 25,40	Alu
	-3/98				<b>05-0369</b>	Luc	Ø 25,40	Alu, +EDS, RHD
	5/97-				<b>05-0260</b>	Luc	Ø 23,81	+EDS, LHD
	97-				<b>05-0491</b>	Luc	Ø 23,81	Alu, +ESP, LHD
	97-05				<b>05-0613</b>	Ate	Ø 25,40	Ch 4B2130001-, Alu
	97-				<b>54-0049</b>	Sachs	Ø 22,20	Pla
2.4, quattro Eng. AJG/ AMM/ APZ (120kW)	01-				<b>05-0458</b>	Luc	Ø 25,40	Alu
	97-05				<b>05-0613</b>	Ate	Ø 25,40	Ch 4B2130001-, Alu
	97-				<b>54-0049</b>	Sachs	Ø 22,20	Pla
	97-05				<b>55-0055</b>	Sachs	Ø 19,05	Pla
2.4, quattro Eng. APC (115kW)	-01				<b>05-0402</b>		Ø 25,40	Ch 4BZX130001-, +EDS
	-01			<b>05-0368</b>	Luc	Ø 25,40	Ch 4BZX130001-, Alu, +ESP, LHD	
	01-				<b>05-0458</b>	Luc	Ø 25,40	Alu
	97-				<b>05-0491</b>	Luc	Ø 23,81	Ch -4BZX130000, Alu, +ESP, LHD
	97-05				<b>05-0613</b>	Ate	Ø 25,40	Ch 4B2130001-, Alu
	97-				<b>54-0049</b>	Sachs	Ø 22,20	Pla
2.4, quattro Eng. BDV (125kW)	97-05				<b>55-0055</b>	Sachs	Ø 19,05	Pla
	01-				<b>05-0458</b>	Luc	Ø 25,40	Alu
	97-05			<b>05-0613</b>	Ate	Ø 25,40	Ch 4B2130001-, Alu	
	01-				<b>54-0049</b>	Sachs	Ø 22,20	Pla
01-				<b>55-0055</b>	Sachs	Ø 19,05	Pla	

		Spare Parts	F/R	L/R	METELLI ref.		DIMENSIONS mm.	NOTE
2.5 TDi Eng. AFB/ AKN (110kW)	-01				<b>05-0402</b>		Ø 25,40	Ch 4BZX130001-, +EDS
	-01				<b>05-0368</b>	Luc	Ø 25,40	Ch 4BZX130001-, Alu, +ESP, LHD
	01-				<b>05-0458</b>	Luc	Ø 25,40	Alu
	-3/98				<b>05-0369</b>	Luc	Ø 25,40	Ch 4BX130001-, Alu, +EDS, RHD
	5/97-				<b>05-0260</b>	Luc	Ø 23,81	Ch -4BX130000, +EDS, LHD
	97-				<b>05-0491</b>	Luc	Ø 23,81	Ch -4BZX130000, Alu, +ESP, LHD
	97-05				<b>05-0613</b>	Ate	Ø 25,40	Ch 4B2130001-, Alu
	97-				<b>54-0049</b>	Sachs	Ø 22,20	Pla
	97-05				<b>55-0055</b>	Sachs	Ø 19,05	Pla
	5/01-				<b>55-0095</b>		Ø 19,05	
2.5 TDi Eng. AKE/ BAU/ BDH (132kW)	00-				<b>05-0491</b>	Luc	Ø 23,81	Ch -4BZX130000, Alu, +ESP, LHD
	-01				<b>05-0402</b>		Ø 25,40	Ch 4BZX130001-, +EDS
	-01				<b>05-0368</b>	Luc	Ø 25,40	Ch 4BZX130001-, Alu, +ESP, LHD
	01-				<b>05-0458</b>	Luc	Ø 25,40	Alu
	97-05				<b>05-0613</b>	Ate	Ø 25,40	Ch 4B2130001-, Alu
	00-05				<b>54-0049</b>	Sachs	Ø 22,20	Pla
	00-05				<b>55-0055</b>	Sachs	Ø 19,05	Pla
5/01-				<b>55-0095</b>		Ø 19,05		
2.5 TDi Eng. AYM (114kW)	01-				<b>05-0458</b>	Luc	Ø 25,40	Alu
	97-05				<b>05-0613</b>	Ate	Ø 25,40	Ch 4B2130001-, Alu
	01-05				<b>54-0049</b>	Sachs	Ø 22,20	Pla
	01-				<b>55-0095</b>		Ø 19,05	
2.5 TDi Eng. BCZ/ BDG/ BFC (120kW)	02-				<b>05-0458</b>	Luc	Ø 25,40	Alu
	97-05				<b>05-0613</b>	Ate	Ø 25,40	Ch 4B2130001-, Alu
	02-				<b>54-0049</b>	Sachs	Ø 22,20	Pla
	02-				<b>55-0095</b>		Ø 19,05	
2.5 TDi quattro Eng. AFB/ AKN (110kW)	-01				<b>05-0402</b>		Ø 25,40	Ch 4BZX130001-, +EDS
	-01				<b>05-0368</b>	Luc	Ø 25,40	Ch 4BZX130001-, Alu, +ESP, LHD
	01-				<b>05-0458</b>	Luc	Ø 25,40	Alu
	-3/98				<b>05-0369</b>	Luc	Ø 25,40	Ch 4BX130001-, Alu, +EDS, RHD
	5/97-				<b>05-0260</b>	Luc	Ø 23,81	Ch -4BX130000, +EDS, LHD
	97-				<b>05-0491</b>	Luc	Ø 23,81	Ch -4BZX130000, Alu, +ESP, LHD
	97-05				<b>05-0613</b>	Ate	Ø 25,40	Ch 4B2130001-, Alu
	97-				<b>54-0049</b>	Sachs	Ø 22,20	Pla
	97-05				<b>55-0055</b>	Sachs	Ø 19,05	Pla
	5/01-				<b>55-0095</b>		Ø 19,05	
2.5 TDi quattro Eng. AKE/ BAU/ BDH (132kW)	00-				<b>05-0491</b>	Luc	Ø 23,81	Ch -4BZX130000, Alu, +ESP, LHD
	-01				<b>05-0402</b>		Ø 25,40	Ch 4BZX130001-, +EDS
	-01				<b>05-0368</b>	Luc	Ø 25,40	Ch 4BZX130001-, Alu, +ESP, LHD
	01-				<b>05-0458</b>	Luc	Ø 25,40	Alu
	97-05				<b>05-0613</b>	Ate	Ø 25,40	Ch 4B2130001-, Alu
	00-				<b>54-0049</b>	Sachs	Ø 22,20	Pla
	00-				<b>55-0055</b>	Sachs	Ø 19,05	Pla
5/01-				<b>55-0095</b>		Ø 19,05		
2.7 T, quattro Eng. AJK/ AZA (169kW)	-01				<b>05-0402</b>		Ø 25,40	Ch 4BZX130001-, +EDS
	-01				<b>05-0368</b>	Luc	Ø 25,40	Ch 4BZX130001-, Alu, +ESP, LHD
	01-				<b>05-0458</b>	Luc	Ø 25,40	Alu
	97-				<b>05-0491</b>	Luc	Ø 23,81	Ch -4BZX130000, Alu, +ESP, LHD
	97-05				<b>05-0613</b>	Ate	Ø 25,40	Ch 4B2130001-, Alu
	97-05				<b>54-0049</b>	Sachs	Ø 22,20	Pla
	97-05				<b>55-0055</b>	Sachs	Ø 19,05	Pla
5/01-				<b>55-0095</b>		Ø 19,05		
2.7 T, quattro Eng. ARE/ BES (184kW)	-01				<b>05-0402</b>		Ø 25,40	Ch 4BZX130001-, +EDS
	-01				<b>05-0368</b>	Luc	Ø 25,40	Ch 4BZX130001-, Alu, +ESP, LHD
	01-				<b>05-0491</b>	Luc	Ø 23,81	Ch -4BZX130000, Alu, +ESP, LHD
	01-				<b>05-0458</b>	Luc	Ø 25,40	Alu
	97-05				<b>05-0613</b>	Ate	Ø 25,40	Ch 4B2130001-, Alu
	01-				<b>54-0049</b>	Sachs	Ø 22,20	Pla
01-				<b>55-0095</b>		Ø 19,05		
2.8 Eng. ACK/ ALG/ AMX/ APR/ AQD (142kW)	-01				<b>05-0402</b>		Ø 25,40	Ch 4BZX130001-, +EDS
	-01				<b>05-0368</b>	Luc	Ø 25,40	Ch 4BZX130001-, Alu, +ESP, LHD
	01-				<b>05-0458</b>	Luc	Ø 25,40	Alu
	-3/98				<b>05-0369</b>	Luc	Ø 25,40	Ch 4BX130001-, Alu, +EDS, RHD
	5/97-				<b>05-0260</b>	Luc	Ø 23,81	Ch -4BX130000, +EDS, LHD










		Spare Parts	F/R	L/R	METELLI ref.		DIMENSIONS mm.	NOTE	
2.8 Eng. ACK/ ALG/ AMX/ APR/ AQD (142kW)	97-				<b>05-0491</b>	Luc	Ø 23,81	Ch -4BZX130000, Alu, +ESP, LHD	
	97-05				<b>05-0613</b>	Ate	Ø 25,40	Ch 4B2130001-, Alu	
	97-				<b>54-0049</b>	Sachs	Ø 22,20	Pla	
	97-05				<b>55-0055</b>	Sachs	Ø 19,05	Pla	
2.8 quattro Eng. ACK/ ALG/ AMX/ APR/ AQD (142kW)	5/01-				<b>55-0095</b>		Ø 19,05		
	-01				<b>05-0402</b>		Ø 25,40	Ch 4BZX130001-, +EDS	
	-01				<b>05-0368</b>	Luc	Ø 25,40	Ch 4BZX130001-, Alu, +ESP, LHD	
	01-				<b>05-0458</b>	Luc	Ø 25,40	Alu	
	-3/98				<b>05-0369</b>	Luc	Ø 25,40	Ch 4BX130001-, Alu, +EDS, RHD	
	5/97-				<b>05-0260</b>	Luc	Ø 23,81	Ch -4BX130000, +EDS, LHD	
	97-				<b>05-0491</b>	Luc	Ø 23,81	Ch -4BZX130000, Alu, +ESP, LHD	
	97-05				<b>05-0613</b>	Ate	Ø 25,40	Ch 4B2130001-, Alu	
2.8, quattro Eng. AGE (132kW)	97-				<b>54-0049</b>	Sachs	Ø 22,20	Pla	
	97-05				<b>55-0055</b>	Sachs	Ø 19,05	Pla	
	5/01-				<b>55-0095</b>		Ø 19,05		
	-01				<b>05-0402</b>		Ø 25,40	Ch 4BZX130001-, +EDS	
	-01				<b>05-0368</b>	Luc	Ø 25,40	Ch 4BZX130001-, Alu, +ESP, LHD	
	97-				<b>05-0491</b>	Luc	Ø 23,81	Ch -4BZX130000, Alu, +ESP, LHD	
2.8, quattro Eng. ATX (140kW)	97-98				<b>05-0613</b>	Ate	Ø 25,40	Ch 4B2130001-, Alu	
	97-				<b>54-0049</b>	Sachs	Ø 22,20	Pla	
	97-05				<b>55-0055</b>	Sachs	Ø 19,05	Pla	
	-01				<b>05-0402</b>		Ø 25,40	Ch 4BZX130001-, +EDS	
	-01				<b>05-0368</b>	Luc	Ø 25,40	Ch 4BZX130001-, Alu, +ESP, LHD	
	01-				<b>05-0458</b>	Luc	Ø 25,40	Alu	
3.0, quattro Eng. ASN (162kW)	99-05				<b>05-0491</b>	Luc	Ø 23,81	Ch -4BZX130000, Alu, +ESP, LHD	
	99-05				<b>05-0613</b>	Ate	Ø 25,40	Ch 4B2130001-, Alu	
	99-05				<b>54-0049</b>	Sachs	Ø 22,20	Pla	
	99-05				<b>55-0055</b>	Sachs	Ø 19,05	Pla	
	5/01-				<b>55-0095</b>		Ø 19,05		
	4.2 quattro Eng. ARS/ ASG/ AWN (220kW)	01-				<b>05-0458</b>	Luc	Ø 25,40	Alu
97-05					<b>05-0613</b>	Ate	Ø 25,40	Ch 4B2130001-, Alu	
01-					<b>54-0049</b>	Sachs	Ø 22,20	Pla	
01-					<b>55-0095</b>		Ø 19,05		
4.2 RS6 Eng. BCY (331kW)	98-05				<b>05-0613</b>	Ate	Ø 25,40	Ch 4B2130001-, Alu	
	98-				<b>54-0049</b>	Sachs	Ø 22,20	Pla	
	98-				<b>55-0055</b>	Sachs	Ø 19,05	Pla	
	5/01-				<b>55-0095</b>		Ø 19,05		
4.2 RS6 Eng. BCY (331kW)	02-05				<b>05-0733</b>	Trw	Ø 26,99	Alu	
4.2 S6 quattro Eng. ANK/ AQJ (250kW)	01-				<b>05-0458</b>	Luc	Ø 25,40	Alu	
	99-05				<b>05-0613</b>	Ate	Ø 25,40	Ch 4B2130001-, Alu	
	99-				<b>54-0049</b>	Sachs	Ø 22,20	Pla	
	99-				<b>55-0055</b>	Sachs	Ø 19,05	Pla	
<b>A6 II Allroad (4BH) 5/00-7/06</b>	5/01-				<b>55-0095</b>		Ø 19,05		
	2.5 TDi quattro Eng. AKE/ BAU (132kW)	5/00-				<b>05-0368</b>	Luc	Ø 25,40	Alu
	5/00-				<b>54-0049</b>	Sachs	Ø 22,20	Pla	
	5/00-01				<b>55-0055</b>	Sachs	Ø 19,05	Pla	
2.5 TDi quattro Eng. BCZ (120kW)	5/01-				<b>55-0095</b>		Ø 19,05		
	5/03-				<b>05-0368</b>	Luc	Ø 25,40	Alu	
	5/03-				<b>54-0049</b>	Sachs	Ø 22,20	Pla	
2.7 T. quattro Eng. ARE/ BES (184kW)	03-				<b>55-0095</b>		Ø 19,05		
	5/00-				<b>05-0368</b>	Luc	Ø 25,40	Alu	
	00-				<b>54-0049</b>	Sachs	Ø 22,20	Pla	
	5/00-01				<b>55-0055</b>	Sachs	Ø 19,05	Pla	
4.2 V8 Eng. BAS (220kW)	5/01-				<b>55-0095</b>		Ø 19,05		
	7/02-				<b>05-0368</b>	Luc	Ø 25,40	Alu	
	7/02-				<b>54-0049</b>	Sachs	Ø 22,20	Pla	
<b>A6 III (4F2), Avant 5/04-</b>	02-				<b>55-0095</b>		Ø 19,05		
	2.0 TDi Eng. BLB/ BRE (103kW)	04-				<b>05-0733</b>	Trw	Ø 26,99	Alu
2.0 TDi Eng. BNA/ BRP (100kW)	7/04-				<b>55-0093</b>		Ø 19,05		
	05-				<b>05-0733</b>	Trw	Ø 26,99	Alu	
	6/05-				<b>55-0093</b>		Ø 19,05		

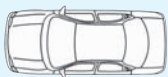
















































		Spare Parts	F/R	L/R	METELLI ref.		DIMENSIONS mm.	NOTE
2.0 TFSI Eng. BPJ (125kW)	05-				<b>05-0733</b>	Trw	Ø 26,99	Alu
	6/05-				<b>54-0062</b>		Ø 22,20	
	6/05-				<b>55-0093</b>		Ø 19,05	
2.4, quattro Eng. BDW (130kW)	04-				<b>05-0733</b>	Trw	Ø 26,99	Alu
	5/04-				<b>54-0062</b>		Ø 22,20	
	5/04-				<b>55-0093</b>		Ø 19,05	
2.7 TDi, quattro Eng. BPP (132kW)	04-				<b>05-0733</b>	Trw	Ø 26,99	Alu
	11/04-				<b>54-0062</b>		Ø 22,20	
	11/04-				<b>55-0093</b>		Ø 19,05	
2.7 TDi, quattro Eng. BSG (120kW)	04-				<b>05-0733</b>	Trw	Ø 26,99	Alu
	11/04-				<b>54-0062</b>		Ø 22,20	
	11/04-				<b>55-0093</b>		Ø 19,05	
2.8 V6 FSi, quattro Eng. BDX (154kW)	07-				<b>05-0733</b>	Trw	Ø 26,99	Alu
	1/07-				<b>54-0062</b>		Ø 22,20	
	1/07-				<b>55-0093</b>		Ø 19,05	
3.0 TDi quattro Eng. BMK (165kW)	04-				<b>05-0733</b>	Trw	Ø 26,99	Alu
	5/04-				<b>54-0062</b>		Ø 22,20	
	5/04-				<b>55-0093</b>		Ø 19,05	
3.0 TDi quattro Eng. BNG (155kW)	04-				<b>05-0733</b>	Trw	Ø 26,99	Alu
	5/04-				<b>54-0062</b>		Ø 22,20	
	5/04-				<b>55-0093</b>		Ø 19,05	
3.0 TDi V6 24v, quattro Eng. ASB (171kW)	06-				<b>05-0733</b>	Trw	Ø 26,99	Alu
	8/06-				<b>54-0062</b>		Ø 22,20	
	8/06-				<b>55-0093</b>		Ø 19,05	
3.0, quattro Eng. BBJ (160kW)	04-06				<b>05-0733</b>	Trw	Ø 26,99	Alu
	5/04-5/06				<b>54-0062</b>		Ø 22,20	
	5/04-5/06				<b>55-0093</b>		Ø 19,05	
3.2 FSi quattro Eng. BYU (183kW)	9/06-				<b>54-0062</b>		Ø 22,20	
	9/06-				<b>55-0093</b>		Ø 19,05	
3.2 FSi, quattro Eng. AUK (188kW)	04-				<b>05-0733</b>	Trw	Ø 26,99	Alu
	5/04-				<b>54-0062</b>		Ø 22,20	
	5/04-				<b>55-0093</b>		Ø 19,05	
4.2 quattro Eng. BAT (246kW)	04-				<b>05-0733</b>	Trw	Ø 26,99	Alu
	5/04-				<b>54-0062</b>		Ø 22,20	
	5/04-				<b>55-0093</b>		Ø 19,05	
4.2 V8 FSi quattro Eng. BVJ (257kW)	06-				<b>05-0733</b>	Trw	Ø 26,99	Alu
S6 5.2 V10 quattro Eng. BXA (320kW)	06-				<b>05-0733</b>	Trw	Ø 26,99	Alu
<b>A6 III Allroad (4FH) 8/06-</b>								
2.7 TDi quattro Eng. BSG (120kW)	5/06-				<b>54-0062</b>		Ø 22,20	
	5/06-				<b>55-0093</b>		Ø 19,05	
2.7 TDi V6 Eng. BPP (132kW)	05-				<b>05-0733</b>	Trw	Ø 26,99	Alu
	1/05-				<b>54-0062</b>		Ø 22,20	
	1/05-				<b>55-0093</b>		Ø 19,05	
3.0 TDi quattro Eng. BNG (155kW)	5/06-				<b>54-0062</b>		Ø 22,20	
	5/06-				<b>55-0093</b>		Ø 19,05	
3.0 TDi V6 Eng. ASB (171kW)	06-				<b>05-0733</b>	Trw	Ø 26,99	Alu
	8/06-				<b>54-0062</b>		Ø 22,20	
	8/06-				<b>55-0093</b>		Ø 19,05	
3.2 V6 FSi Eng. AUK (188kW)	06-				<b>05-0733</b>	Trw	Ø 26,99	Alu
	8/06-				<b>54-0062</b>		Ø 22,20	
	8/06-				<b>55-0093</b>		Ø 19,05	
4.2 V8 FSi Eng. BVJ (257kW)	06-				<b>05-0733</b>	Trw	Ø 26,99	Alu
<b>A8 I (4D2, 4D8) 3/94-9/02</b>								
2,8 quattro Eng. AEJ (120kW)	95-96				<b>05-0402</b>	Luc	Ø 25,40	+ABS, -ESP, LHD
	95-96				<b>05-0368</b>	Luc	Ø 25,40	Alu, +ABS, +ESP
2.5 TDi, quattro Eng. AFB (110kW)	1/97-00				<b>05-0368</b>	Luc	Ø 25,40	Alu, +ABS, +ESP, LHD
	1/97-11/99				<b>05-0402</b>	Luc	Ø 25,40	+ABS, -ESP, LHD
	1/97-00				<b>54-0049</b>	Sachs	Ø 22,20	Pla
2.5 TDi, quattro Eng. AKE (132kW)	00-02				<b>05-0402</b>	Luc	Ø 25,40	+ABS, -ESP, LHD
	00-02				<b>05-0368</b>	Luc	Ø 25,40	Alu, +ABS, +ESP, LHD
	00-02				<b>54-0049</b>	Sachs	Ø 22,20	Pla
2.5 TDi, quattro Eng. AKN (110kW)	1/97-00				<b>05-0368</b>	Luc	Ø 25,40	Alu, +ABS, +ESP, LHD
	1/97-11/99				<b>05-0402</b>	Luc	Ø 25,40	+ABS, -ESP, LHD
	1/97-00				<b>54-0049</b>	Sachs	Ø 22,20	Pla

		Spare Parts	F/R	L/R	METELLI ref.		DIMENSIONS mm.	NOTE
2.8 Eng. AEJ (120kW)	95-96				<b>05-0402</b>	Luc	Ø 25,40	+ABS, -ESP, LHD
	95-96				<b>05-0368</b>	Luc	Ø 25,40	Alu, +ABS, +ESP
2.8, quattro Eng. AAH (128kW)	3/94-96				<b>05-0402</b>	Luc	Ø 25,40	+ABS, -ESP, LHD
	3/94-96				<b>05-0368</b>	Luc	Ø 25,40	Alu, +ABS, +ESP
2.8, quattro Eng. ACK/ ALG/ AMX/ APR/ AQD (142kW)	96-02				<b>05-0402</b>	Luc	Ø 25,40	+ABS, -ESP, LHD
	96-02				<b>05-0368</b>	Luc	Ø 25,40	Alu, +ABS, +ESP
					<b>54-0049</b>	Sachs	Ø 22,20	Ch 4D1000001-, Pla
3.3 TDi quattro Eng. AKF (165kW)	00-02				<b>05-0402</b>	Luc	Ø 25,40	+ABS, -ESP, LHD
	00-02				<b>05-0368</b>	Luc	Ø 25,40	Alu, +ABS, +ESP
3.7, quattro Eng. AEW/ AKJ (169kW)	7/95-98				<b>05-0402</b>	Luc	Ø 25,40	+ABS, -ESP, LHD
	7/95-98				<b>05-0368</b>	Luc	Ø 25,40	Alu, +ABS, +ESP
3.7, quattro Eng. AKC/ AQG (191kW)	98-02				<b>05-0402</b>	Luc	Ø 25,40	+ABS, -ESP, LHD
	98-02				<b>05-0368</b>	Luc	Ø 25,40	Alu, +ABS, +ESP
4.2 quattro Eng. ABZ/ AKG (220kW)	3/94-98				<b>05-0368</b>	Luc	Ø 25,40	Alu, +ABS, +ESP
4.2 quattro Eng. AEM (180kW)	3/94-96				<b>05-0368</b>	Luc	Ø 25,40	Alu, +ABS, +ESP
4.2 quattro Eng. AQF/ AUW/ AUX (228kW)	98-02				<b>05-0368</b>	Luc	Ø 25,40	Alu, +ABS, +ESP
4.2 quattro Eng. ARU (175kW)	99-00				<b>05-0368</b>	Luc	Ø 25,40	Alu, +ABS, +ESP
4.2 S 8 quattro Eng. AHC/ AKH (250kW)	7/96-99				<b>05-0368</b>	Luc	Ø 25,40	Alu, +ABS, +ESP
4.2 S 8 quattro Eng. AQH/ AVP (265kW)	99-02				<b>05-0368</b>	Luc	Ø 25,40	Alu, +ABS, +ESP
6.0 W12 quattro Eng. AZC (309kW)	1/01-02				<b>05-0368</b>	Luc	Ø 25,40	Alu, +ABS, +ESP
<b>Cabrio (8G7, B4) 5/91-8/00</b>								
1.8 Eng. ADR (92kW)	97-00				<b>05-0259</b>	Luc	Ø 23,81	Alu, +ABS, LHD
	97-00				<b>05-0247</b>	Luc	Ø 23,81	Alu, -ABS, LHD
1.9 TDi Eng. 1Z (66kW)	7/95-8/00				<b>05-0259</b>	Luc	Ø 23,81	Alu, +ABS, LHD
	7/95-8/00				<b>05-0247</b>	Luc	Ø 23,81	Alu, -ABS, LHD
1.9 TDi Eng. AHU (66kW)	7/95-8/00				<b>05-0259</b>	Luc	Ø 23,81	Alu, +ABS, LHD
	7/95-8/00				<b>05-0247</b>	Luc	Ø 23,81	Alu, -ABS, LHD
2.0 16v Eng. ACE (103kW)	95-96				<b>05-0259</b>	Luc	Ø 23,81	Alu, +ABS, LHD
	95-96				<b>05-0247</b>	Luc	Ø 23,81	Alu, -ABS, LHD
2.0 E Eng. ABK (85kW)	3/93-7/98				<b>05-0259</b>	Luc	Ø 23,81	Alu, +ABS, LHD
	3/93-7/98				<b>05-0247</b>	Luc	Ø 23,81	Alu, -ABS, LHD
2.3 E Eng. NG (98kW)	-6/94				<b>05-0259</b>	Luc	Ø 23,81	Ch 8GP000001-, Alu, +ABS, LHD
	-6/94				<b>05-0247</b>	Luc	Ø 23,81	Ch 8GP000001-, Alu, -ABS, LHD
2.6 Eng. ABC (110kW)	93-00				<b>05-0259</b>	Luc	Ø 23,81	Alu, +ABS, LHD
	93-00				<b>05-0247</b>	Luc	Ø 23,81	Alu, -ABS, LHD
2.8 Eng. AAH (128kW)	11/92-8/00				<b>05-0259</b>	Luc	Ø 23,81	Alu, +ABS, LHD
	11/92-8/00				<b>05-0247</b>	Luc	Ø 23,81	Alu, -ABS, LHD
<b>Coupe I (81, 85) 7/80-10/88</b>								
1.6 Eng. YN (55kW)	80-81		R		<b>04-0116</b>		Ø 14,29	M/T
	80-81		R		<b>04-0226</b>		Ø 15,87	A/T
	80-81				<b>05-0042</b>		Ø 20,64	A/T
	80-81				<b>05-0040</b>		Ø 20,64	M/T
1.8 Eng. DD (55kW)	8/81-		R		<b>04-0116</b>		Ø 14,29	Ch -85E220000, M/T
	8/81-		R		<b>04-0226</b>		Ø 15,87	Ch -85E220000, A/T
					<b>05-0205</b>		Ø 20,64	Ch 85F000001-
1.8 GT Eng. DS/ JV (66kW)	82-		R		<b>04-0116</b>		Ø 14,29	Ch -85ZE220000, M/T
	82-		R		<b>04-0226</b>		Ø 15,87	Ch -85ZE220000, A/T
	-10/88				<b>05-0205</b>		Ø 20,64	Ch 85F000001-
1.8 GT Eng. PV (79kW)	86-		R		<b>04-0116</b>		Ø 14,29	Ch -85ZE220000, M/T
	86-		R		<b>04-0226</b>		Ø 15,87	Ch -85ZE220000, A/T
					<b>05-0205</b>		Ø 20,64	Ch 85F000001-
1.8 GT Eng. SF (65kW)	86-		R		<b>04-0116</b>		Ø 14,29	Ch -85ZE220000, M/T
	86-		R		<b>04-0226</b>		Ø 15,87	Ch -85ZE220000, A/T
	-10/88				<b>05-0205</b>		Ø 20,64	Ch 85F000001-
1.9 Eng. WN (85kW)	10/80-83		R		<b>04-0226</b>		Ø 15,87	
	10/80-				<b>05-0204</b>		Ø 20,64	Ch -85C250000, LHD
	10/80-				<b>05-0042</b>		Ø 20,64	Ch -85C250000, RHD
2.0 Eng. HP/ JS (85kW)	9/83-7/86		R		<b>04-0060</b>		Ø 17,46	
2.0 Eng. SK (83kW)	86-7/87		R		<b>04-0060</b>		Ø 17,46	
2.1 GT Eng. KE/ KL (96kW)	82-				<b>05-0204</b>		Ø 20,64	Ch -85C250000, LHD
2.2 GT Eng. KX (85kW)	81-87		R		<b>04-0060</b>	Vag	Ø 17,46	
	7/81-				<b>05-0204</b>		Ø 20,64	Ch -85C250000, LHD
2.2 GT, quattro Eng. KV (100kW)	84-				<b>05-0204</b>		Ø 20,64	Ch -85C250000, LHD






		Spare Parts	F/R	L/R	METELLI ref.		DIMENSIONS mm.	NOTE
<b>Coupe II (89, 8B) 10/88-12/96</b>								
2.0 16v Eng. 6A (101kW)	1/92-7/92				05-0259		Ø 23,81	Alu, +ABS, LHD
	1/92-7/92				05-0247		Ø 23,81	Alu, -ABS, LHD
2.0 16v Eng. ACE (103kW)	8/92-12/96				05-0259		Ø 23,81	Alu, +ABS, LHD
	8/92-96				05-0247		Ø 23,81	Alu, -ABS, LHD
2.3 Eng. NG (100kW)	88-94				05-0259		Ø 23,81	Alu, +ABS, LHD
	88-94				05-0247		Ø 23,81	Alu, -ABS, LHD
2.3 Eng. NG (98kW)	90-96				05-0259		Ø 23,81	Alu, +ABS, LHD
	90-96				05-0247		Ø 23,81	Alu, -ABS, LHD
2.3 quattro Eng. NG (100kW)	88-94				05-0259		Ø 23,81	Alu, +ABS, LHD
	88-94				05-0247		Ø 23,81	Alu, -ABS, LHD
2.3 quattro Eng. NG (98kW)	90-96				05-0259		Ø 23,81	Alu, +ABS, LHD
	90-96				05-0247		Ø 23,81	Alu, -ABS, LHD
2.6 Eng. ABC (110kW)	8/92-12/96				05-0259		Ø 23,81	Alu, +ABS, LHD
2.6 quattro Eng. ABC (110kW)	8/92-12/96				05-0259		Ø 23,81	Alu, +ABS, LHD
2.8, quattro Eng. AAH (128kW)	9/91-12/96				05-0259		Ø 23,81	Alu, +ABS, LHD
	9/91-12/96				05-0247		Ø 23,81	Alu, -ABS, LHD
<b>Fox 1/75-1/79</b>								
All models	75-79		R		04-0060		Ø 17,46	A/T
	77-79		R		04-0116		Ø 14,29	M/T
<b>Quattro (85) 7/80-7/91</b>								
2.2 20v Eng. RR (162kW)	89-91				05-0159		Ø 23,81	Ch 85ZC901032-85ZH900550, Alu
2.2 T. Eng. 1B (147kW)	87-89				05-0159		Ø 23,81	Ch 85ZC901032-85ZH900550, Alu
2.2 T. Eng. MB (147kW)	87-89				05-0159		Ø 23,81	Ch 85ZC901032-85ZH900550, Alu
<b>TT I (8N3,9), Roadster 10/98-8/06</b>								
1.8 T, quattro Eng. AJQ/ APP/ ARY/ AUQ/ ATC/ AWP (132kW)	10/98-				05-0536	Ate	Ø 23,81	Ch 8NZ2014301-, Alu, +ESP
	10/98-				05-0280		Ø 23,81	Ch -8ZN2014300, -ESP, LHD
	-8/02				54-0056		Ø 19,05	
	98-				55-0058	Sachs	Ø 15,87	Pla
1.8 T, quattro Eng. BVR (140kW)	05-				05-0295	Ate	Ø 23,81	Alu, +ESP, LHD
	05-				55-0058	Sachs	Ø 15,87	Pla
1.8 T. Eng. AUM (110kW)	01-				05-0536	Ate	Ø 23,81	Ch 8NZ2014301-, Alu, +ESP
	01-				05-0280		Ø 23,81	Ch -8ZN2014300, -ESP, LHD
	-8/02				54-0056		Ø 19,05	
	01-				55-0058	Sachs	Ø 15,87	Pla
1.8 T. Eng. BVP (120kW)	05-				55-0058	Sachs	Ø 15,87	Pla
1.8 T. quattro Eng. AMU/ APX/ BAM (165kW)	10/98-				05-0536	Ate	Ø 23,81	Ch 8NZ2014301-, Alu, +ESP
	10/98-				05-0280		Ø 23,81	Ch -8ZN2014300, -ESP, LHD
	98-				55-0058	Sachs	Ø 15,87	Pla
	05-				55-0058	Sachs	Ø 15,87	Pla
1.8 T. quattro Eng. BFV (176kW)	05-				55-0058	Sachs	Ø 15,87	Pla
3.2 VR6 quattro Eng. BHE (184kW)	03-				05-0536	Ate	Ø 23,81	Ch 8NZ2014301-, Alu, +ESP
	03-				05-0280		Ø 23,81	Ch -8ZN2014300, -ESP, LHD
	03-				05-0295	Ate	Ø 23,81	Ch -8ZN2014300, Alu, +ESP, LHD
	03-				55-0058	Sachs	Ø 15,87	Pla
<b>TT II (8J3,9), Roadster 9/06-</b>								
2.0 TFSi Eng. BWA (147kW)	9/06-				55-0076		Ø 15,87	
2.0 YFSi Coupé Eng. CDL (200kW)	5/08-				55-0076		Ø 15,87	
3.2 V6 quattro Eng. BUB (184kW)	9/06-				55-0076		Ø 15,87	

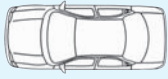























## AUTOBIANCHI

<b>A111 8/69-11/72</b>								
1.4 Eng. FiatBLC.000 (51kW)	69-11/72				05-0004		Ø 19,05	
<b>A112 10/69-12/85</b>								
0.9 Eng. A112B1.000/ 141A40R (34kW)	73-		R		04-0156		Ø 19,05	
	73-				05-0019		Ø 19,05	
	73-				09-0001		Ø	Alu
0.9 Junior Eng. A112A5.000/ A112B2.000 (31kW)	-10/82		R		04-0072		Ø 19,05	
	1/78-10/82				05-0019		Ø 19,05	
	-12/77				05-0004		Ø 19,05	
0.95 Eng. A112B1.000 (35kW)	-78		R		04-0072		Ø 19,05	
	78-		R		04-0156		Ø 19,05	

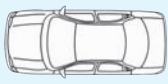






		Spare Parts	F/R	L/R	METELLI ref.		DIMENSIONS mm.	NOTE
0.95 Eng. A112B1.000 (35kW)	1/78				05-0019		Ø 19,05	
	-12/77				05-0004		Ø 19,05	
	77-				09-0001		Ø	Alu
1.0 Abarth (58kW)	11/82-84		R		04-0156		Ø 19,05	
	77-10/82		R		04-0072		Ø 19,05	
	77-84				05-0021		Ø 19,05	
	11/82-				09-0001		Ø	Alu
1.0 Abarth Eng. A112A2.000 (51kW)	11/82-84		R		04-0156		Ø 19,05	
	77-10/82		R		04-0072		Ø 19,05	
	77-84				05-0021		Ø 19,05	
	11/82-				09-0001		Ø	Alu
<b>Giardinetta</b>								
120			F/R		04-0072		Ø 19,05	
					05-0001		Ø 19,05	
120 F			F/R		04-0072		Ø 19,05	
					05-0010		Ø 19,05	
<b>Y10 3/85-</b>								
1.0 Eng. 156A.000 (41kW)	85-92		R		04-0156		Ø 19,05	
	85-92				05-0066		Ø 20,64	
	85-92				09-0006		Ø	Alu
1.0 Eng. 156A2.000 (33kW)	2/85-92		R		04-0156		Ø 19,05	
	2/85-92				05-0066		Ø 20,64	
	2/85-92				09-0006		Ø	Alu
1.0 4WD Eng. 156A3.000 (37kW)	86-92		R		04-0156		Ø 19,05	
	86-92				05-0066		Ø 20,64	
	86-92				09-0006		Ø	Alu
1.0 Kat Eng. 156A2.246 (33kW)	87-92		R		04-0156		Ø 19,05	
	87-92				05-0066		Ø 20,64	
	87-92				09-0006		Ø	Alu
1.0 T. Eng. 156A1.000 (63kW)	85-92		R		04-0156		Ø 19,05	
	85-92				05-0066		Ø 20,64	
	85-92				09-0006		Ø	Alu
1.1 i.e. Kat Eng. 156C.046 (42kW)	90-92		R		04-0156		Ø 19,05	
	90-92				05-0066		Ø 20,64	
	90-92				09-0006		Ø	Alu
1.1, 4WD Eng. 156C.000 (42kW)	89-92		R		04-0156		Ø 19,05	
	89-92				05-0066		Ø 20,64	
	89-95				09-0006		Ø	Alu
1.3 i.e. GT Eng. 146A5.046 (54kW)	89-92		R		04-0156		Ø 19,05	
	89-92				05-0066		Ø 20,64	
	89-92				09-0006		Ø	Alu
1.3 i.e. GT Eng. 156B.000 (57kW)	89-92		R		04-0156		Ø 19,05	
	89-92				05-0066		Ø 20,64	
	89-92				09-0006		Ø	Alu
<b>Y10 (RES. 1992) 6/92-</b>								
1.1, 4WD Eng. 156C.000 (42kW)	92-95		R		04-0156		Ø 19,05	
	92-95				05-0216		Ø 20,64	
1.3 i.e. GT Eng. 146A5.046 (54kW)	92-95		R		04-0156		Ø 19,05	
	92-95				05-0216		Ø 20,64	











































## BEDFORD

<b>Brava</b>								
2.2 D	88-90		R		04-0490		Ø 25,40	
2.3	88-		R		04-0490		Ø 25,40	
2.5 D	90-		R		04-0490		Ø 25,40	
<b>CF Van</b>								
200 14 CWT	69-77		F	L	04-0035		Ø 20,32	
	69-77		F	R	04-0039		Ø 20,32	
	69-77		R	L	04-0256		Ø 20,33	
	69-77		R	R	04-0246		Ø 20,33	
220 18 CWT	70-77		F	L	04-0035		Ø 20,32	
	77-84		F	L	04-0242		Ø 22,20	
	70-77		F	R	04-0039		Ø 20,32	
	77-84		F	R	04-0241		Ø 22,20	

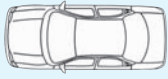































































			Spare Parts	F/R	L/R	METELLI ref.		DIMENSIONS mm.	NOTE
220 18 CWT	70-84			R	L	04-0256		Ø 20,33	
	70-84			R	R	04-0246		Ø 20,33	
230	77-84			F	L	04-0242		Ø 22,20	
	77-84			F	R	04-0241		Ø 22,20	
	77-84			R	L	04-0256		Ø 20,33	
	77-84			R	R	04-0246		Ø 20,33	
250 22 CWT	70-77			F	L	04-0035		Ø 20,32	Exc. 1.3 t
	70-77			F	L	04-0242		Ø 22,20	13Q
	77-84			F	L	04-0244		Ø 23,81	13Q
	70-77			F	R	04-0039		Ø 20,32	Exc. 1.3 t
	70-77			F	R	04-0241		Ø 22,20	13Q
	77-84			F	R	04-0243		Ø 23,81	13Q
	70-84			R		04-0245		Ø 15,87	13Q
	70-77			R	L	04-0256		Ø 20,33	Exc. 1.3 t
	70-77			R	R	04-0246		Ø 20,33	Exc. 1.3 t
280 25 CWT	70-77			F	L	04-0242		Ø 22,20	
	77-84			F	L	04-0244		Ø 23,81	
	70-77			F	R	04-0241		Ø 22,20	
	77-84			F	R	04-0243		Ø 23,81	
	70-84			R		04-0245		Ø 15,87	
340 35 CWT	70-84			F	L	04-0242		Ø 22,20	
	70-84			F	R	04-0241		Ø 22,20	
	70-84			R		04-0245		Ø 15,87	
350	70-84			F	L	04-0242		Ø 22,20	3,5 t
	70-84			F	R	04-0241		Ø 22,20	3,5 t
	70-84			R		04-0245		Ø 15,87	3,5 t
<b>CF2 Van</b>									
All models	84-87			F	L	04-0242		Ø 22,20	Only 350
	84-87			F	R	04-0241		Ø 22,20	Only 350
	84-87			R		04-0245		Ø 15,87	Only 350
	84-87			R	L	04-0565		Ø 22,20	Exc. 350
	84-87			R	R	04-0566		Ø 22,20	Exc. 350
<b>Chevanne 1/76-12/82</b>									
1.3 (39kW)	76-80			R		04-0089		Ø 19,05	
1.3 (40kW)	80-82			R		04-0089		Ø 19,05	
<b>Commer/Dodge</b>									
15 CWT	70-76			R		04-0245		Ø 15,87	
22 CWT K 160	70-76			R		04-0245		Ø 15,87	
<b>Dennis</b>									
FD4 Ambulance	70-75			R		04-0245		Ø 15,87	
<b>HA Van</b>									
1050 6-CWT	-84			F	L	04-0034		Ø 19,05	Ch 752613-
	-84			F	R	04-0036		Ø 19,05	Ch 752613-
	67-			R		04-0037		Ø 17,78	Ch -752612, Alu
	-84			R		04-0038		Ø 19,05	Ch 752613-, Alu
1159 8-CWT	67-			R		04-0037		Ø 17,78	Ch -752612, Alu
1256 10-CWT	-84			F	L	04-0034		Ø 19,05	Ch 752613-
	-84			F	R	04-0036		Ø 19,05	Ch 752613-
	-84			R		04-0038		Ø 19,05	Ch 752613-, Alu
<b>Midi</b>									
1.8 Eng. 4ZB1 (63kW)	85-88			R	L	04-0366		Ø 22,20	
	85-88			R	R	04-0367		Ø 22,20	
2.0 D, TD Eng. 4FC1 (42-51kW)	85-90			R	L	04-0366		Ø 22,20	
	85-90			R	R	04-0367		Ø 22,20	
2.0, 4WD Eng. 4ZC1 (62kW)	88-94			R	L	04-0366		Ø 22,20	
	88-94			R	R	04-0367		Ø 22,20	
2.2 D, 4WD Eng. 22DIE (45kW)	88-94			R	L	04-0366		Ø 22,20	
	88-94			R	R	04-0367		Ø 22,20	
2.4 TD	94-			R	L	04-0366		Ø 22,20	
	94-			R	R	04-0367		Ø 22,20	
<b>Midi Van 1/87-12/92</b>									
2.0 D Eng. 4FC1 (43kW)	85-90			R	L	04-0366		Ø 22,20	
	85-90			R	R	04-0367		Ø 22,20	

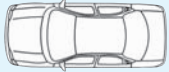

















































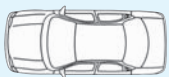


















































		Spare Parts	F/R	L/R	METELLI ref.		DIMENSIONS mm.	NOTE
2.2 D, 4WD Eng. 4FD1 (45kW)	88-94		R	L	04-0366		Ø 22,20	
	88-94		R	R	04-0367		Ø 22,20	
<b>Pick-Up</b>								
1.6	81-88		R		04-0490		Ø 25,40	
1.9 D	82-88		R		04-0490		Ø 25,40	
<b>Rascal 7/86-6/90</b>								
1.0, Pick up Eng. FA10A (34kW)	86-90		R	L	04-0368		Ø 15,87	Alu
	86-90		R	R	04-0369		Ø 15,87	Alu

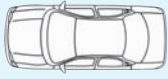
















































<b>02 (E10) 9/67-7/77</b>									
1502 1.6 Eng. M10B16 (55kW)	75-77		R		04-0416		Ø 15,87		
1600 Ti Eng. M10B16 (77kW)	67-69		R		04-0417		Ø 17,46	GT	
	71-73		R		04-0416		Ø 15,87	Ti	
1600/2, Cabrio, Touring Eng. M10B16 (61-63kW)	66-75		R		04-0417		Ø 17,46		
1802, Touring Eng. M10B18 (66kW)	71-75		R		04-0416		Ø 15,87		
2000 Ti Eng. M10B20 (96kW)	69-73		R		04-0416		Ø 15,87	Touring (Exc. Ti, Tii)	
	69-75		R		04-0417		Ø 17,46	Ti, Tii	
	73-75		R		04-0124		Ø 22,22	Sweden	
2002 T. Eng. M10B20 (125kW)	73-75		R		04-0110		Ø 22,22		
2002 Tii, Touring Eng. M10B20 (96kW)	71-75		R		04-0417		Ø 17,46		
2002, Cabrio, Touring Eng. M10B20(40PDSi) (74kW)	73-75		R		04-0416		Ø 15,87		
	73-75		R		04-0124		Ø 22,22	Sweden	
<b>1 (E81,87) 9/04-</b>									
116i Eng. N45B16A (85kW)	04-3/07				05-0548	Ate	Ø 23,81/22,20	Alu, 5p	
	04-					54-0053	Fte	Ø 22,20	Alu
	04-					55-0051	Fte	Ø 19,05	Pla
118d Eng. M47N204D4 (90kW)	04-3/07				05-0548	Ate	Ø 23,81/22,20	Alu, 5p	
	04-					54-0053	Fte	Ø 22,20	Alu
	04-					55-0051	Fte	Ø 19,05	Pla
118i Eng. N42B20B (95kW)	04-3/07				05-0548	Ate	Ø 23,81/22,20	Alu, 5p	
	04-					54-0053	Fte	Ø 22,20	Alu
	04-					55-0051	Fte	Ø 19,05	Pla
120d Eng. M47N204D4 (120kW)	04-3/07				05-0548	Ate	Ø 23,81/22,20	Alu, 5p	
	04-					54-0053	Fte	Ø 22,20	Alu
	04-					55-0051	Fte	Ø 19,05	Pla
120i Eng. N42B20A (110kW)	04-3/07				05-0548	Ate	Ø 23,81/22,20	Alu, 5p	
	04-					54-0053	Fte	Ø 22,20	Alu
	04-					55-0051	Fte	Ø 19,05	Pla
130i Eng. N52B30A (190kW)	05-5/08				05-0744	Ate	Ø 25,40/22,20	Alu	
130i Eng. N52B30A (195kW)	07-5/08				05-0744	Ate	Ø 25,40/22,20	Alu	
	07-					54-0053	Fte	Ø 22,20	Alu
	05-					55-0051	Fte	Ø 19,05	Pla
<b>1 (E82) Coupé 9/07-</b>									
120d Eng. M47N204D4 (130kW)	07-				55-0051	Fte	Ø 19,05	Pla	
123d Eng. N47D20B (150kW)	07-5/08				05-0744	Ate	Ø 25,40/22,20	Alu	
	07-					55-0051	Fte	Ø 19,05	Pla
125i Eng. N52B25A (160kW)	08-				55-0051	Fte	Ø 19,05	Pla	
135i Eng. N54B30A (225kW)	07-5/08				05-0744	Ate	Ø 25,40/22,20	Alu	
	07-					55-0051	Fte	Ø 19,05	Pla
<b>1 (E88) Cabrio 11/07-</b>									
135i Eng. N54B30A (225kW)	3/08-5/08				05-0744	Ate	Ø 25,40/22,20	Alu	
<b>2000 3.2 Coupe (E9) 10/65-3/76</b>									
2800 CS Eng. M30B28 (125kW)	70-71		R		04-0110		Ø 22,22		
<b>3 I (E21) 6/75-3/84</b>									
315 Eng. M10B16 (55kW)	4/81-7/84		R		04-0109		Ø 19,05		
	81-12/83					54-0013	Ø 20,64		
	81-12/83					55-0020	Ø 19,05		
316 Eng. M10B16 (66kW)	75-80		R		04-0123		Ø 19,05	Sweden	
	9/75-80		R		04-0109		Ø 19,05	Exc. Sweden	
	6/75-80					54-0013		Ø 20,64	
	6/75-80					55-0020		Ø 19,05	
316 Eng. M10B18 (66kW)	80-82		R		04-0109		Ø 19,05	Exc. Sweden	
	80-82		R		04-0123		Ø 19,05	Sweden	

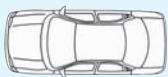


























































		Spare Parts	F/R	L/R	METELLI ref.		DIMENSIONS mm.	NOTE
316 Eng. M10B18 (66kW)	80-82				<b>54-0013</b>		Ø 20,64	
	80-82				<b>55-0020</b>		Ø 19,05	
318 Eng. M10B18 (72kW)	75-80		R		<b>04-0123</b>		Ø 19,05	Sweden
	9/75-80		R		<b>04-0109</b>		Ø 19,05	Exc. Sweden
	6/75-80				<b>54-0013</b>		Ø 20,64	
	6/75-80				<b>55-0020</b>		Ø 19,05	
318 i Eng. M10B18(K-Jetronic) (77kW)	79-82		R		<b>04-0109</b>		Ø 19,05	Exc. Sweden
	79-82		R		<b>04-0123</b>		Ø 19,05	Sweden
	79-82				<b>54-0013</b>		Ø 20,64	
	79-82				<b>55-0020</b>		Ø 19,05	
320 Eng. M10B20 (80kW)	75-77		R		<b>04-0123</b>		Ø 19,05	Sweden
	6/75-77				<b>54-0013</b>		Ø 20,64	
	6/75-77				<b>55-0020</b>		Ø 19,05	
320 i Eng. M10B20(K-Jetronic) (92kW)	9/77-8/82		R		<b>04-0109</b>		Ø 19,05	
	6/75-82				<b>54-0013</b>		Ø 20,64	
	6/75-82				<b>55-0020</b>		Ø 19,05	
320/6 Eng. M20B20 (90kW)	77-82		R		<b>04-0123</b>		Ø 19,05	Sweden
	77-82				<b>54-0013</b>		Ø 20,64	
	77-82				<b>55-0020</b>		Ø 19,05	
<b>3 II (E30) 9/82-10/93</b>								
315 Eng. M10B16(1B2) (55kW)	82-83		R		<b>04-0109</b>		Ø 19,05	
316 Eng. M10B18(2B4) (66kW)	3/82-8/86		R		<b>04-0310</b>		Ø 20,64	
	9/86-90		R		<b>04-0463</b>		Ø 22,20	
	82-90				<b>55-0038</b>		Ø 19,05	Alu
316 i Eng. M40B16 (75kW)	88-12/91		R		<b>04-0463</b>		Ø 22,20	
	88-91				<b>54-0013</b>		Ø 20,64	
316 i Eng. M40B16(Kat.) (73kW)	87-12/91		R		<b>04-0463</b>		Ø 22,20	
	87-91				<b>54-0013</b>		Ø 20,64	
318 i Eng. M10B18(K-Jetronic) (77kW)	3/82-8/86		R		<b>04-0310</b>		Ø 20,64	
	9/86-87		R		<b>04-0463</b>		Ø 22,20	
	3/82-87				<b>54-0013</b>		Ø 20,64	
	82-87				<b>55-0038</b>		Ø 19,05	Alu
318 i Eng. M10B18(L-Jetronic) (75kW)	84-8/86		R		<b>04-0310</b>		Ø 20,64	
	9/86-88		R		<b>04-0463</b>		Ø 22,20	
	84-88				<b>54-0013</b>		Ø 20,64	
	84-88				<b>55-0038</b>		Ø 19,05	Alu
318 i Eng. M40B18 (85kW)	87-12/91		R		<b>04-0463</b>		Ø 22,20	
	87-91				<b>54-0013</b>		Ø 20,64	
	87-6/91				<b>55-0038</b>		Ø 19,05	Alu
318 i, Cabrio Eng. M40B18(Kat.) (83kW)	87-93		R		<b>04-0463</b>		Ø 22,20	
	87-93				<b>54-0013</b>		Ø 20,64	
	87-93				<b>55-0038</b>		Ø 19,05	Alu
318 is Eng. M42B18 (100kW)	89-12/91		R		<b>04-0463</b>		Ø 22,20	
	89-91				<b>54-0013</b>		Ø 20,64	
	89-91				<b>55-0038</b>		Ø 19,05	Alu
320 i Eng. M20B20(L-Jetronic) (92kW)	82-85		R		<b>04-0310</b>		Ø 20,64	
	82-85				<b>54-0013</b>		Ø 20,64	
	82-85				<b>55-0038</b>		Ø 19,05	Alu
320 i, Cabrio Eng. M20B20(L-Jetronic)/ (Motronic,Kat.) (95kW)	85-93		R		<b>04-0310</b>		Ø 20,64	
	85-93				<b>54-0013</b>		Ø 20,64	
	85-93				<b>55-0038</b>		Ø 19,05	Alu
323 i Eng. M20B23(L-Jetronic) (102kW)	82-83				<b>54-0013</b>		Ø 20,64	
	82-83				<b>55-0038</b>		Ø 19,05	Alu
323 i Eng. M20B23(L-Jetronic) (110kW)	83-86				<b>54-0013</b>		Ø 20,64	
	83-86				<b>55-0038</b>		Ø 19,05	Alu
324 D Eng. M21D24 (63kW)	9/85-12/91		R		<b>04-0463</b>		Ø 22,20	
	85-6/91				<b>55-0038</b>		Ø 19,05	Alu
324 TD Eng. M21D24 (85kW)	2/87-91				<b>54-0013</b>		Ø 20,64	
	87-6/91				<b>55-0038</b>		Ø 19,05	Alu
325 e 2.7 Eng. M20B27 (90kW)	83-88				<b>54-0013</b>		Ø 20,64	
325 e 2.7 Eng. M20B27 (95kW)	1/85-87				<b>54-0013</b>		Ø 20,64	
325 i X Eng. M20B25(Kat.) (125kW)	86-91				<b>54-0013</b>		Ø 20,64	
	86-91				<b>55-0038</b>		Ø 19,05	Alu



























































		Spare Parts	F/R	L/R	METELLI ref.		DIMENSIONS mm.	NOTE
325 i, Cabrio Eng. M20B25(Kat.) (125kW)	83-89				<b>54-0013</b>		Ø 20,64	
	83-89				<b>55-0038</b>		Ø 19,05	Alu
M3 2.3 Eng. S14B23 (147kW)	87-89				<b>54-0013</b>		Ø 20,64	
	87-89				<b>55-0038</b>		Ø 19,05	Alu
M3 2.3 Eng. S14B23(Kat.) (158kW)	89-91				<b>54-0013</b>		Ø 20,64	
	89-91				<b>55-0038</b>		Ø 19,05	Alu
M3 2.3, Cabrio Eng. S14B23(Kat.) (143kW)	86-91				<b>54-0013</b>		Ø 20,64	
	86-91				<b>55-0038</b>		Ø 19,05	Alu
<b>3 III (E36) 9/90-2/98</b>								
316 i Eng. M40B16 (75kW)	90-93		R		<b>04-0603</b>	Luc	Ø 23,81	
	90-93				<b>05-0382</b>	Ate	Ø 23,81/20,64	Alu, +ABS, -ASC
	90-93				<b>05-0255</b>	Luc	Ø 23,81	Alu, -ABS
	90-93				<b>54-0027</b>	Fte	Ø 20,64	Alu
	90-93				<b>55-0033</b>	Fte	Ø 19,05	
316 i Eng. M40B16(Kat.) (73kW)	90-93		R		<b>04-0603</b>	Luc	Ø 23,81	
	90-93				<b>05-0382</b>	Ate	Ø 23,81/20,64	Alu, +ABS, -ASC
	90-93				<b>05-0255</b>	Luc	Ø 23,81	Alu, -ABS
	90-93				<b>54-0027</b>	Fte	Ø 20,64	Alu
	90-93				<b>55-0033</b>	Fte	Ø 19,05	
316 i Eng. M43B16 (75kW)	93-98		R		<b>04-0603</b>	Luc	Ø 23,81	
	93-98				<b>05-0382</b>	Ate	Ø 23,81/20,64	Alu, +ABS, -ASC
	93-98				<b>05-0255</b>	Luc	Ø 23,81	Alu, -ABS
	93-98				<b>54-0027</b>	Fte	Ø 20,64	Alu
	93-98				<b>55-0033</b>	Fte	Ø 19,05	
318 i Eng. M40B18(Kat.) (83kW)	90-93		R		<b>04-0603</b>	Luc	Ø 23,81	Exc. Japan/Australia
	90-93				<b>05-0382</b>	Ate	Ø 23,81/20,64	Alu, +ABS, -ASC
	90-93				<b>05-0255</b>	Luc	Ø 23,81	Alu, Exc. Japan/Australia, -ABS
	90-93				<b>54-0027</b>	Fte	Ø 20,64	Alu
	90-93				<b>55-0033</b>	Fte	Ø 19,05	
318 i Eng. M43B18 (85kW)	93-98				<b>05-0382</b>	Ate	Ø 23,81/20,64	Alu, +ABS, -ASC
	93-98				<b>05-0255</b>	Luc	Ø 23,81	Alu, Exc. Japan/Australia, -ABS
	93-98				<b>54-0027</b>	Fte	Ø 20,64	Alu
	93-98				<b>55-0033</b>	Fte	Ø 19,05	
	93-98				<b>55-0033</b>	Fte	Ø 19,05	
318 is Eng. M42B18 (103kW)	93-97				<b>05-0382</b>	Ate	Ø 23,81/20,64	Alu, +ABS, -ASC
	93-97				<b>54-0027</b>	Fte	Ø 20,64	Alu
	93-97				<b>55-0033</b>	Fte	Ø 19,05	
318 is Eng. M44B19 (103kW)	95-98				<b>05-0382</b>	Ate	Ø 23,81/20,64	Alu, +ABS, -ASC
318 TDS Eng. M41D18(Inter.) (66kW)	95-98		R		<b>04-0603</b>		Ø 23,81	Exc. Authority
	95-98				<b>05-0382</b>	Ate	Ø 23,81/20,64	Alu, +ABS, -ASC
	95-98				<b>54-0027</b>	Fte	Ø 20,64	Alu
	95-98				<b>55-0033</b>	Fte	Ø 19,05	
320 i Eng. M50B(206S1)/ M52B(206S3)Vanos (110kW)	90-98				<b>05-0382</b>	Ate	Ø 23,81/20,64	Alu, +ABS, -ASC
	90-98				<b>05-0255</b>	Luc	Ø 23,81	Alu, -ABS
	90-98				<b>54-0027</b>	Fte	Ø 20,64	Alu
	90-98				<b>55-0033</b>	Fte	Ø 19,05	
323 i 2.5 Eng. M52B25(Vanos) (125kW)	95-98				<b>05-0382</b>	Ate	Ø 23,81/20,64	Alu, +ABS, -ASC
	95-98				<b>54-0027</b>	Fte	Ø 20,64	Alu
	95-98				<b>55-0033</b>	Fte	Ø 19,05	
325 i Eng. M50B25(Vanos) (141kW)	90-95				<b>05-0382</b>	Ate	Ø 23,81/20,64	Alu, +ABS, -ASC
	90-95				<b>05-0255</b>	Luc	Ø 23,81	Alu, -ABS
	90-95				<b>54-0027</b>	Fte	Ø 20,64	Alu
	90-95				<b>55-0033</b>	Fte	Ø 19,05	
325 TD Eng. M51D25 (85kW)	91-98				<b>05-0382</b>	Ate	Ø 23,81/20,64	Alu, +ABS, -ASC
	91-98				<b>05-0255</b>	Luc	Ø 23,81	Alu, -ABS
	91-98				<b>54-0027</b>	Fte	Ø 20,64	Alu
	91-98				<b>55-0033</b>	Fte	Ø 19,05	
325 TDS Eng. M51D25(Inter.) (105kW)	93-9/98				<b>05-0382</b>	Ate	Ø 23,81/20,64	Alu, +ABS, -ASC
	5/93-9/98				<b>54-0027</b>	Fte	Ø 20,64	Alu
	5/93-9/98				<b>55-0033</b>	Fte	Ø 19,05	
328 i Eng. M52B28 (142kW)	95-98				<b>05-0382</b>	Ate	Ø 23,81/20,64	Alu, +ABS, -ASC
	95-98				<b>54-0027</b>	Fte	Ø 20,64	Alu
	95-98				<b>55-0033</b>	Fte	Ø 19,05	
M3 3.0 Eng. S50B30 (210kW)	8/94-95				<b>54-0053</b>	Fte	Ø 22,20	Alu
	10/94-9/95				<b>55-0033</b>	Fte	Ø 19,05	

		Spare Parts	F/R	L/R	METELLI ref.		DIMENSIONS mm.	NOTE
M3 3.2 Eng. S50B32 (236kW)	95-98				54-0053	Fte	Ø 22,20	Alu
<b>3 III Cabrio, Coupe (E36) 3/92-4/99</b>								
316 i (Exc. Cabrio) Eng. M43B16 (75kW)	93-99		R		04-0603	Luc	Ø 23,81	
	93-99				05-0382	Ate	Ø 23,81/20,64	Alu, +ABS, -ASC
	93-99				05-0255	Luc	Ø 23,81	Alu, -ABS
	93-99				54-0027	Fte	Ø 20,64	Alu
	93-99				55-0033	Fte	Ø 19,05	
318 i (Exc. Coupe) Eng. M43B18 (85kW)	9/94-9/99				05-0382	Ate	Ø 23,81/20,64	Alu, +ABS, -ASC
318 is (Exc. Cabrio) Eng. M42B18 (103kW)	92-95				05-0382	Ate	Ø 23,81/20,64	Alu, +ABS, -ASC
319 is (Exc. Cabrio) Eng. M44B19 (103kW)	95-99				05-0382	Ate	Ø 23,81/20,64	Alu, +ABS, -ASC
320 i Eng. M50B(206S1)/ M52B(206S3)Vanos (110kW)	92-99				05-0382	Ate	Ø 23,81/20,64	Alu, +ABS, -ASC
	92-99				05-0255	Luc	Ø 23,81	Alu, -ABS
	92-99				54-0027	Fte	Ø 20,64	Alu
	92-99				55-0033	Fte	Ø 19,05	
323 i 2.5 Eng. M52B25(Vanos) (125kW)	3/95-9/99				05-0382	Ate	Ø 23,81/20,64	Alu, +ABS, -ASC
	3/95-9/99				54-0027	Fte	Ø 20,64	Alu
	3/95-9/99				55-0033	Fte	Ø 19,05	
325 i Eng. M52B25(Vanos) (141kW)	92-99				05-0382	Ate	Ø 23,81/20,64	Alu, +ABS, -ASC
	92-99				05-0255	Luc	Ø 23,81	Alu, -ABS
	92-99				54-0027	Fte	Ø 20,64	Alu
	92-99				55-0033	Fte	Ø 19,05	
328 i cabrio Eng. M52B28 / M52B28TU (142kW)	1/95-9/99				05-0382	Ate	Ø 23,81/20,64	Alu, +ABS, -ASC
	1/95-9/99				54-0027	Fte	Ø 20,64	Alu
	1/95-9/99				55-0033	Fte	Ø 19,05	
328 i coupe Eng. M52B28 (142kW)	1/95-9/99				05-0382	Ate	Ø 23,81/20,64	Alu, +ABS, -ASC
	1/95-9/99				54-0027	Fte	Ø 20,64	Alu
	1/95-9/99				55-0033	Fte	Ø 19,05	
M3 3.0 Eng. S50B30 (210kW)	92-95				54-0053	Fte	Ø 22,20	Alu
M3 3.0 (Exc. Cabrio) Eng. S50B30 (217kW)	1/95-10/95				54-0053	Fte	Ø 22,20	Alu
M3 3.2 Eng. S50B32 (236kW)	10/95-4/99				54-0053	Fte	Ø 22,20	Alu
<b>3 III Compact (E36) 3/94-8/00</b>								
316 g Eng. CNGB16K (75kW)	95-8/00				05-0382	Ate	Ø 23,81/20,64	Alu, +ABS, -ASC
316 i Eng. M43164E3 (77kW)	98-8/00				05-0382	Ate	Ø 23,81/20,64	Alu, +ABS, -ASC
	98-00				54-0053	Fte	Ø 22,20	Alu
316 i Eng. M43B16 (75kW)	3/94-9/94-8/00		R		04-0660	Luc	Ø 22,20	Exc. Japan/Australia
	9/94-8/00				05-0382	Ate	Ø 23,81/20,64	Alu, +ABS, -ASC
	94-98				05-0255	Luc	Ø 23,81	Alu, -ABS
	94-8/00				54-0027	Fte	Ø 20,64	Alu
	94-8/00				55-0033	Fte	Ø 19,05	
318 TDS Eng. M41D18(Inter.) (66kW)	95-00		R		04-0660	Luc	Ø 22,20	Exc. Authority
	1/95-8/00				05-0382	Ate	Ø 23,81/20,64	Alu, +ABS, -ASC
	1/95-8/00				54-0027	Fte	Ø 20,64	Alu
	1/95-8/00				55-0033	Fte	Ø 19,05	
318 ti Eng. M42B18 (103kW)	94-95				05-0382	Ate	Ø 23,81/20,64	Alu, +ABS, -ASC
318 ti Eng. M44B19 (103kW)	95-8/00				05-0382	Ate	Ø 23,81/20,64	Alu, +ABS, -ASC
323 ti Eng. M52B25(Vanos) (125kW)	97-00				05-0382	Ate	Ø 23,81/20,64	Alu, +ABS, -ASC
	97-1/99				54-0027	Fte	Ø 20,64	Alu
	2/99-00				54-0053	Fte	Ø 22,20	Alu
	97-00				55-0033	Fte	Ø 19,05	
<b>3 III Touring (E36) 1/95-10/99</b>								
316 i Eng. M43B16 (75kW)	96-99		R		04-0603	Luc	Ø 23,81	
	96-99				05-0382	Ate	Ø 23,81/20,64	Alu, +ABS, -ASC
	96-99				05-0255	Luc	Ø 23,81	Alu, -ABS
	96-99				54-0027	Fte	Ø 20,64	Alu
	96-99				55-0033	Fte	Ø 19,05	
318 i Eng. M43B18 (85kW)	95-99		R		04-0603	Luc	Ø 23,81	Exc. Japan/Australia
	95-99				05-0382	Ate	Ø 23,81/20,64	Alu, +ABS, -ASC
	95-99				05-0255	Luc	Ø 23,81	Alu, Exc. Japan/Australia, -ABS
	95-99				54-0027	Fte	Ø 20,64	Alu
	95-99				55-0033	Fte	Ø 19,05	
318 TDS Eng. M41D18(Inter.) (66kW)	95-99		R		04-0603	Luc	Ø 23,81	Exc. Authority
	95-99				05-0382	Ate	Ø 23,81/20,64	Alu, +ABS, -ASC
	95-99				54-0027	Fte	Ø 20,64	Alu
	95-99				55-0033	Fte	Ø 19,05	

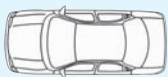























































		Spare Parts	F/R	L/R	METELLI ref.		DIMENSIONS mm.	NOTE
320 i Eng. M52B(206S3)Vanos (110kW)	95-99				<b>05-0382</b>	Ate	Ø 23,81/20,64	Alu, +ABS, -ASC
	95-99				<b>05-0255</b>	Luc	Ø 23,81	Alu, -ABS
	95-99				<b>54-0027</b>	Fte	Ø 20,64	Alu
	95-99				<b>55-0033</b>	Fte	Ø 19,05	
323 i 2.5 Eng. M52B25(Vanos) (125kW)	3/95-9/99				<b>05-0382</b>	Ate	Ø 23,81/20,64	Alu, +ABS, -ASC
	3/95-9/99				<b>54-0027</b>	Fte	Ø 20,64	Alu
	3/95-9/99				<b>55-0033</b>	Fte	Ø 19,05	
325 TDS Eng. M51D25(Inter.) (105kW)	95-99				<b>05-0382</b>	Ate	Ø 23,81/20,64	Alu, +ABS, -ASC
	95-99				<b>54-0027</b>	Fte	Ø 20,64	Alu
	95-99				<b>55-0033</b>	Fte	Ø 19,05	
328 i Eng. M52B28 (142kW)	1/95-9/99				<b>05-0382</b>	Ate	Ø 23,81/20,64	Alu, +ABS, -ASC
	1/95-9/99				<b>54-0027</b>	Fte	Ø 20,64	Alu
	1/95-9/99				<b>55-0033</b>	Fte	Ø 19,05	
<b>3 IV (E46) 2/98-12/04</b>								
316 i Eng. M43164E3 (77kW)	9/00-				<b>05-0564</b>	Ate	Ø 23,81/22,20	Alu, +DSC
	98-8/00				<b>05-0551</b>	Ate	Ø 22,20/20,64	Alu, +DSC
	98-8/01				<b>05-0383</b>	Ate	Ø 22,20/20,64	Alu, -DSC
	98-				<b>54-0048</b>	Fte	Ø 22,20	Alu
	3/01-				<b>55-0051</b>	Fte	Ø 19,05	Pla
	98-2/01				<b>55-0050</b>	Fte	Ø 19,05	Pla
316 i Eng. M43B16(164E3) (77kW)	00-				<b>05-0383</b>	Ate	Ø 22,20/20,64	Alu, -DSC
	00-8/00				<b>05-0551</b>	Ate	Ø 22,20/20,64	Alu, +DSC
	9/00-				<b>05-0564</b>	Ate	Ø 23,81/22,20	Alu, +DSC
	00-				<b>54-0048</b>	Fte	Ø 22,20	Alu
	00-2/01				<b>55-0050</b>	Fte	Ø 19,05	Pla
	3/01-				<b>55-0051</b>	Fte	Ø 19,05	Pla
316 i Eng. N42B18 (85kW)	02-				<b>05-0564</b>	Ate	Ø 23,81/22,20	Alu, +DSC
	02-				<b>54-0048</b>	Fte	Ø 22,20	Alu
	02-				<b>55-0051</b>	Fte	Ø 19,05	Pla
318 D Eng. M47N204D1 (85kW)	01-				<b>05-0564</b>	Ate	Ø 23,81/22,20	Alu, +DSC
	01-				<b>54-0048</b>	Fte	Ø 22,20	Alu
	3/01-				<b>55-0051</b>	Fte	Ø 19,05	Pla
318 D Eng. M47N204D4 (85kW)	03-				<b>05-0564</b>	Ate	Ø 23,81/22,20	Alu, +DSC
	03-				<b>54-0048</b>	Fte	Ø 22,20	Alu
	03-				<b>55-0051</b>	Fte	Ø 19,05	Pla
318 i Eng. M43B19 (87kW)	9/00-				<b>05-0564</b>	Ate	Ø 23,81/22,20	Alu, +DSC
	98-8/00				<b>05-0551</b>	Ate	Ø 22,20/20,64	Alu, +DSC
	98-8/01				<b>05-0383</b>	Ate	Ø 22,20/20,64	Alu, -DSC
	98-				<b>54-0048</b>	Fte	Ø 22,20	Alu
	3/01-				<b>55-0051</b>	Fte	Ø 19,05	Pla
	98-2/01				<b>55-0050</b>	Fte	Ø 19,05	Pla
318 i Eng. N42B20/N46B20 (105kW)	01-				<b>05-0564</b>	Ate	Ø 23,81/22,20	Alu, +DSC
	01-				<b>54-0048</b>	Fte	Ø 22,20	Alu
	3/01-				<b>55-0051</b>	Fte	Ø 19,05	Pla
320 D Eng. M47D20 (100kW)	9/00-				<b>05-0564</b>	Ate	Ø 23,81/22,20	Alu, +DSC
	98-8/00				<b>05-0551</b>	Ate	Ø 22,20/20,64	Alu, +DSC
	98-8/01				<b>05-0383</b>	Ate	Ø 22,20/20,64	Alu, -DSC
	98-				<b>54-0048</b>	Fte	Ø 22,20	Alu
	3/01-				<b>55-0051</b>	Fte	Ø 19,05	Pla
	98-2/01				<b>55-0050</b>	Fte	Ø 19,05	Pla
320 D Eng. M47N204D4 (110kW)	9/01-				<b>05-0564</b>	Ate	Ø 23,81/22,20	Alu, +DSC
	01-				<b>54-0048</b>	Fte	Ø 22,20	Alu
	3/01-				<b>55-0051</b>	Fte	Ø 19,05	Pla
320 i Eng. M52B(206S3)Vanos (110kW)	98-				<b>05-0383</b>	Ate	Ø 22,20/20,64	Alu, -DSC
	98-				<b>54-0048</b>	Fte	Ø 22,20	Alu
	98-				<b>55-0050</b>	Fte	Ø 19,05	Pla
320 i Eng. M54226S1 (125kW)	00-				<b>05-0383</b>	Ate	Ø 22,20/20,64	Alu, -DSC
	00-				<b>54-0048</b>	Fte	Ø 22,20	Alu
	3/01-				<b>55-0051</b>	Fte	Ø 19,05	Pla
323 i Eng. M52B25(Vanos) (125kW)	98-				<b>05-0383</b>	Ate	Ø 22,20/20,64	Alu, -DSC
	98-				<b>05-0551</b>	Ate	Ø 22,20/20,64	Alu, +DSC
	98-				<b>54-0048</b>	Fte	Ø 22,20	Alu
	98-				<b>55-0050</b>	Fte	Ø 19,05	Pla










		Spare Parts	F/R	L/R	METELLI ref.		DIMENSIONS mm.	NOTE
325 i, xi Eng. M54256S5 (141kW)	00-				<b>05-0383</b>	Ate	Ø 22,20/20,64	Alu, -DSC
	00-				<b>54-0048</b>	Fte	Ø 22,20	Alu
	00-2/01				<b>55-0050</b>	Fte	Ø 19,05	Pla
	3/01-				<b>55-0051</b>	Fte	Ø 19,05	Pla
328 i Eng. M52B28 (142kW)	98-6/00				<b>05-0383</b>	Ate	Ø 22,20/20,64	Alu, -DSC
	98-8/00				<b>05-0551</b>	Ate	Ø 22,20/20,64	Alu, +DSC
	98-				<b>54-0048</b>	Fte	Ø 22,20	Alu
	98-				<b>55-0050</b>	Fte	Ø 19,05	Pla
330 D, xd Eng. M57D30 (135kW)	99-				<b>05-0383</b>	Ate	Ø 22,20/20,64	Alu, -DSC
	99-				<b>54-0048</b>	Fte	Ø 22,20	Alu
	3/01-				<b>55-0051</b>	Fte	Ø 19,05	Pla
	99-2/01				<b>55-0050</b>	Fte	Ø 19,05	Pla
330 D, xd Eng. M57N306D2 (150kW)	03-				<b>54-0048</b>	Fte	Ø 22,20	Alu
	03-				<b>55-0051</b>	Fte	Ø 19,05	Pla
330 i, xi Eng. M54306S3 (170kW)	00-				<b>05-0383</b>	Ate	Ø 22,20/20,64	Alu, -DSC
	00-				<b>54-0048</b>	Fte	Ø 22,20	Alu
	00-2/01				<b>55-0050</b>	Fte	Ø 19,05	Pla
	3/01-				<b>55-0051</b>	Fte	Ø 19,05	Pla
<b>3 IV Cabrio, Coupe (E46) 4/99-12/04</b>								
3.2 M3 Eng. S54326S4 / S54B32 (252kW)	00-				<b>54-0048</b>	Fte	Ø 22,20	Alu, M/T
	00-2/01				<b>55-0050</b>	Fte	Ø 19,05	Pla
	3/01-				<b>55-0051</b>	Fte	Ø 19,05	Pla
316 Ci (Exc. Cabrio) Eng. M43B16(164E3) (77kW)	00-8/00				<b>05-0551</b>	Ate	Ø 22,20/20,64	Alu, +DSC
	00-8/01				<b>05-0383</b>	Ate	Ø 22,20/20,64	Alu, -DSC
	9/00-				<b>05-0564</b>	Ate	Ø 23,81/22,20	Alu, +DSC
	00-				<b>54-0048</b>	Fte	Ø 22,20	Alu
	00-2/01				<b>55-0050</b>	Fte	Ø 19,05	Pla
	3/01-				<b>55-0051</b>	Fte	Ø 19,05	Pla
318 Ci Eng. N42B20/N46B20 (105kW)	01-				<b>05-0564</b>	Ate	Ø 23,81/22,20	Alu, +DSC
	01-				<b>54-0048</b>	Fte	Ø 22,20	Alu
	3/01-				<b>55-0051</b>	Fte	Ø 19,05	Pla
318 Ci (Exc. Cabrio) Eng. M43B19 (87kW)	9/00-				<b>05-0564</b>	Ate	Ø 23,81/22,20	Alu, +DSC
	99-8/00				<b>05-0551</b>	Ate	Ø 22,20/20,64	Alu, +DSC
	99-8/01				<b>05-0383</b>	Ate	Ø 22,20/20,64	Alu, -DSC
	99-				<b>54-0048</b>	Fte	Ø 22,20	Alu
	3/01-				<b>55-0051</b>	Fte	Ø 19,05	Pla
	99-2/01				<b>55-0050</b>	Fte	Ø 19,05	Pla
320 CD Eng. M47N204D4 (110kW)	03-				<b>05-0564</b>	Ate	Ø 23,81/22,20	Alu, +DSC
	03-				<b>54-0048</b>	Fte	Ø 22,20	Alu
	03-				<b>55-0051</b>	Fte	Ø 19,05	Pla
320 Ci Eng. M54226S1/ M54B22 (125kW)	00-				<b>54-0048</b>	Fte	Ø 22,20	Alu
	3/01-				<b>55-0051</b>	Fte	Ø 19,05	Pla
320 Ci (Exc. Cabrio) Eng. M52B(206S4) (110kW)	99-				<b>54-0048</b>	Fte	Ø 22,20	Alu
	99-				<b>55-0050</b>	Fte	Ø 19,05	Pla
323 Ci Eng. M52B25(Vanos) (125kW)	99-8/00				<b>05-0551</b>	Ate	Ø 22,20/20,64	Alu, +DSC
	99-8/01				<b>05-0383</b>	Ate	Ø 22,20/20,64	Alu, -DSC
	99-				<b>54-0048</b>	Fte	Ø 22,20	Alu
	99-				<b>55-0050</b>	Fte	Ø 19,05	Pla
325 Ci Eng. M54256S5 (141kW)	00-				<b>54-0048</b>	Fte	Ø 22,20	Alu
	00-2/01				<b>55-0050</b>	Fte	Ø 19,05	Pla
	3/01-				<b>55-0051</b>	Fte	Ø 19,05	Pla
328 Ci (Exc. Cabrio) Eng. M52B28 (142kW)	99-8/00				<b>05-0551</b>	Ate	Ø 22,20/20,64	Alu, +DSC
	99-8/01				<b>05-0383</b>	Ate	Ø 22,20/20,64	Alu, -DSC
	99-				<b>54-0048</b>	Fte	Ø 22,20	Alu
	99-				<b>55-0050</b>	Fte	Ø 19,05	Pla
330 CD Eng. M57N306D2 (150kW)	03-				<b>54-0048</b>	Fte	Ø 22,20	Alu
	03-				<b>55-0051</b>	Fte	Ø 19,05	Pla
330 Ci Eng. M54306S3 (170kW)	00-				<b>54-0048</b>	Fte	Ø 22,20	Alu
	00-2/01				<b>55-0050</b>	Fte	Ø 19,05	Pla
	3/01-				<b>55-0051</b>	Fte	Ø 19,05	Pla
<b>3 IV Compact (E46) 6/01-12/04</b>								
316 ti Eng. N42B18 (85kW)	01-				<b>54-0048</b>	Fte	Ø 22,20	Alu
	01-05				<b>55-0051</b>	Fte	Ø 19,05	Pla

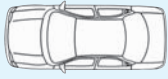










































		Spare Parts	F/R	L/R	METELLI ref.		DIMENSIONS mm.	NOTE
318 tD Eng. M47N204D4 (85kW)	03-				<b>54-0048</b>	Fte	Ø 22,20	Alu
	03-05				<b>55-0051</b>	Fte	Ø 19,05	Pla
318 ti Eng. N42B20/N46B20 (105kW)	01-				<b>54-0048</b>	Fte	Ø 22,20	Alu
	01-05				<b>55-0051</b>	Fte	Ø 19,05	Pla
320 tD Eng. M47N204D4 (110kW)	01-				<b>54-0048</b>	Fte	Ø 22,20	Alu
	01-05				<b>55-0051</b>	Fte	Ø 19,05	Pla
325 ti Eng. M54256S5 (141kW)	01-				<b>54-0048</b>	Fte	Ø 22,20	Alu
	01-05				<b>55-0051</b>	Fte	Ø 19,05	Pla
<b>3 IV Touring (E46) 10/99-12/04</b>								
316 i Eng. N42B18 (85kW)	02-				<b>05-0564</b>	Ate	Ø 23,81/22,20	Alu, +DSC
	02-				<b>54-0048</b>	Fte	Ø 22,20	Alu
	02-				<b>55-0051</b>	Fte	Ø 19,05	Pla
316 i Eng. N45B16A (85kW)	02-				<b>54-0048</b>	Fte	Ø 22,20	Alu
318 D Eng. M47N204D4 (85kW)	02-				<b>05-0564</b>	Ate	Ø 23,81/22,20	Alu, +DSC
	02-				<b>54-0048</b>	Fte	Ø 22,20	Alu
	02-				<b>55-0051</b>	Fte	Ø 19,05	Pla
318 i Eng. M43B19 (87kW)	9/00-				<b>05-0564</b>	Ate	Ø 23,81/22,20	Alu, +DSC
	99-8/00				<b>05-0551</b>	Ate	Ø 22,20/20,64	Alu, +DSC
	99-8/01				<b>05-0383</b>	Ate	Ø 22,20/20,64	Alu, -DSC
	99-				<b>54-0048</b>	Fte	Ø 22,20	Alu
	3/01-				<b>55-0051</b>	Fte	Ø 19,05	Pla
	99-2/01				<b>55-0050</b>	Fte	Ø 19,05	Pla
318 i Eng. N42B20/N46B20 (105kW)	01-				<b>05-0564</b>	Ate	Ø 23,81/22,20	Alu, +DSC
	01-				<b>54-0048</b>	Fte	Ø 22,20	Alu
	3/01-				<b>55-0051</b>	Fte	Ø 19,05	Pla
320 D Eng. M47D20 (100kW)	00-8/00				<b>05-0551</b>	Ate	Ø 22,20/20,64	Alu, +DSC
	00-8/01				<b>05-0383</b>	Ate	Ø 22,20/20,64	Alu, -DSC
	9/00-				<b>05-0564</b>	Ate	Ø 23,81/22,20	Alu, +DSC
	00-				<b>54-0048</b>	Fte	Ø 22,20	Alu
	00-2/01				<b>55-0050</b>	Fte	Ø 19,05	Pla
	3/01-				<b>55-0051</b>	Fte	Ø 19,05	Pla
320 D Eng. M47N204D4 (110kW)	01-				<b>05-0564</b>	Ate	Ø 23,81/22,20	Alu, +DSC
	01-				<b>54-0048</b>	Fte	Ø 22,20	Alu
	3/01-				<b>55-0051</b>	Fte	Ø 19,05	Pla
320 i Eng. M52B(206S3)/Vanos (110kW)	99-				<b>05-0383</b>	Ate	Ø 22,20/20,64	Alu, -DSC
	99-				<b>54-0048</b>	Fte	Ø 22,20	Alu
	99-				<b>55-0050</b>	Fte	Ø 19,05	Pla
320 i Eng. M54226S1 (125kW)	00-				<b>05-0383</b>	Ate	Ø 22,20/20,64	Alu, -DSC
	00-				<b>54-0048</b>	Fte	Ø 22,20	Alu
	00-2/01				<b>55-0050</b>	Fte	Ø 19,05	Pla
	3/01-				<b>55-0051</b>	Fte	Ø 19,05	Pla
325 i, xi Eng. M54256S5 (141kW)	00-				<b>54-0048</b>	Fte	Ø 22,20	Alu
	00-2/01				<b>55-0050</b>	Fte	Ø 19,05	Pla
	3/01-				<b>55-0051</b>	Fte	Ø 19,05	Pla
328 i Eng. M52B28 (142kW)	99-8/00				<b>05-0383</b>	Ate	Ø 22,20/20,64	Alu, -DSC
	99-8/00				<b>05-0551</b>	Ate	Ø 22,20/20,64	Alu, +DSC
	99-				<b>54-0048</b>	Fte	Ø 22,20	Alu
	99-				<b>55-0050</b>	Fte	Ø 19,05	Pla
330 D, xd Eng. M57D30 (135kW)	99-				<b>54-0048</b>	Fte	Ø 22,20	Alu
	3/01-				<b>55-0051</b>	Fte	Ø 19,05	Pla
	99-2/01				<b>55-0050</b>	Fte	Ø 19,05	Pla
330 D, xd Eng. M57N306D2 (150kW)	03-				<b>54-0048</b>	Fte	Ø 22,20	Alu
	03-				<b>55-0051</b>	Fte	Ø 19,05	Pla
330 i, xi Eng. M54306S3 (170kW)	00-				<b>54-0048</b>	Fte	Ø 22,20	Alu
	00-2/01				<b>55-0050</b>	Fte	Ø 19,05	Pla
	3/01-				<b>55-0051</b>	Fte	Ø 19,05	Pla
<b>3 V (E90) 1/05-</b>								
316i Eng. N45B16A (85kW)	2/06-3/07				<b>05-0548</b>	Ate	Ø 23,81/22,20	Alu
	06-				<b>54-0053</b>	Fte	Ø 22,20	Alu
	06-				<b>55-0051</b>	Fte	Ø 19,05	Pla
318 D Eng. M47T2D20 (90kW)	05-3/07				<b>05-0548</b>	Ate	Ø 23,81/22,20	Alu
	05-				<b>54-0053</b>	Fte	Ø 22,20	Alu
	05-				<b>55-0051</b>	Fte	Ø 19,05	Pla

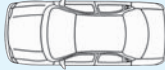



























































		Spare Parts	F/R	L/R	METELLI ref.		DIMENSIONS mm.	NOTE
318 D Eng. N47D20A (105kW)	07-				<b>54-0053</b>	Fte	Ø 22,20	Alu
					<b>55-0051</b>	Fte	Ø 19,05	Pla
318i Eng. N42B20 (105kW)	07-				<b>55-0051</b>	Fte	Ø 19,05	Pla
318i Eng. N46B20 (95kW)	05-3/07				<b>05-0548</b>	Ate	Ø 23,81/22,20	Alu
					<b>54-0053</b>	Fte	Ø 22,20	Alu
					<b>55-0051</b>	Fte	Ø 19,05	Pla
320 D Eng. M47N204D4 (110kW)	09-				<b>54-0053</b>	Fte	Ø 22,20	Alu
					<b>55-0051</b>	Fte	Ø 19,05	Pla
320 D Eng. M47N204D5 (120kW)	05-5/08				<b>05-0744</b>	Ate	Ø 25,40/22,20	Alu
					<b>54-0053</b>	Fte	Ø 22,20	Alu
					<b>55-0051</b>	Fte	Ø 19,05	Pla
320 D, xd Eng. N47D20A (130kW)	07-5/08				<b>05-0744</b>	Ate	Ø 25,40/22,20	Alu
320 si Eng. N45B20A (127kW)	06-5/08				<b>05-0744</b>	Ate	Ø 25,40/22,20	Alu
					<b>54-0053</b>	Fte	Ø 22,20	Alu
					<b>55-0051</b>	Fte	Ø 19,05	Pla
320i Eng. N46B20A/C (110kW)	05-3/07				<b>05-0548</b>	Ate	Ø 23,81/22,20	Alu
					<b>54-0053</b>	Fte	Ø 22,20	Alu
					<b>55-0051</b>	Fte	Ø 19,05	Pla
325 Eng. N52NB25A (130kW)	06-07				<b>05-0744</b>	Ate	Ø 25,40/22,20	Alu
325 D Eng. M57306D3 (145kW)	06-5/08				<b>05-0744</b>	Ate	Ø 25,40/22,20	Alu
					<b>54-0053</b>	Fte	Ø 22,20	Alu
					<b>55-0051</b>	Fte	Ø 19,05	Pla
325i, xi Eng. N52B25C (160kW)	05-5/08				<b>05-0744</b>	Ate	Ø 25,40/22,20	Alu
					<b>54-0053</b>	Fte	Ø 22,20	Alu
					<b>55-0051</b>	Fte	Ø 19,05	Pla
330 D, xd Eng. M57T2D30 (170kW)	05-5/08				<b>05-0744</b>	Ate	Ø 25,40/22,20	Alu
					<b>54-0053</b>	Fte	Ø 22,20	Alu
					<b>55-0051</b>	Fte	Ø 19,05	Pla
330i, xi Eng. N52B30A (190kW)	05-5/08				<b>05-0744</b>	Ate	Ø 25,40/22,20	Alu
					<b>54-0053</b>	Fte	Ø 22,20	Alu
					<b>55-0051</b>	Fte	Ø 19,05	Pla
330i, xi Eng. N53B30A (200kW)	07-5/08				<b>05-0744</b>	Ate	Ø 25,40/22,20	Alu
335 D Eng. M57N306D5 (210kW)	06-5/08				<b>05-0744</b>	Ate	Ø 25,40/22,20	Alu
					<b>54-0053</b>	Fte	Ø 22,20	Alu
					<b>55-0051</b>	Fte	Ø 19,05	Pla
335i (220kW)	06-5/08				<b>05-0744</b>	Ate	Ø 25,40/22,20	Alu
335i, xi Eng. N54B30A (225kW)	06-5/08				<b>05-0744</b>	Ate	Ø 25,40/22,20	Alu
					<b>54-0053</b>	Fte	Ø 22,20	Alu
					<b>55-0051</b>	Fte	Ø 19,05	Pla
M3 Eng. S65B40A (309kW)	08-				<b>55-0051</b>	Fte	Ø 19,05	Pla
<b>3 V Cabrio (E93) 3/07-</b>								
320 D, xd Eng. N47D20A (130kW)	3/08-5/08				<b>05-0744</b>	Ate	Ø 25,40/22,20	Alu
					<b>55-0051</b>	Fte	Ø 19,05	Pla
320i Eng. N43B20A (125kW)	07-5/08				<b>05-0744</b>	Ate	Ø 25,40/22,20	Alu
					<b>55-0051</b>	Fte	Ø 19,05	Pla
320i Eng. N46NB20B (110kW)	3/07-8/07				<b>05-0744</b>	Ate	Ø 25,40/22,20	Alu
					<b>55-0051</b>	Fte	Ø 19,05	Pla
325 D Eng. M57306D3 (145kW)	07-5/08				<b>05-0744</b>	Ate	Ø 25,40/22,20	Alu
					<b>55-0051</b>	Fte	Ø 19,05	Pla
325i Eng. N52B25A / N52B25 (160kW)	07-5/08				<b>05-0744</b>	Ate	Ø 25,40/22,20	Alu
					<b>55-0051</b>	Fte	Ø 19,05	Pla
330 D Eng. M57306D3 (170kW)	07-5/08				<b>05-0744</b>	Ate	Ø 25,40/22,20	Alu
					<b>55-0051</b>	Fte	Ø 19,05	Pla
330i Eng. N52B30A (200kW)	07-5/08				<b>05-0744</b>	Ate	Ø 25,40/22,20	Alu
					<b>55-0051</b>	Fte	Ø 19,05	Pla
335i Eng. N54B30A (225kW)	07-5/08				<b>05-0744</b>	Ate	Ø 25,40/22,20	Alu
					<b>55-0051</b>	Fte	Ø 19,05	Pla
M3 Eng. S65B40A (309kW)	08-				<b>55-0051</b>	Fte	Ø 19,05	Pla
<b>3 V Coupé (E92) 9/06-</b>								
320 D, xd Eng. N47D20A (130kW)	07-5/08				<b>05-0744</b>	Ate	Ø 25,40/22,20	Alu
					<b>55-0051</b>	Fte	Ø 19,05	Pla
320i Eng. N43B20A (125kW)	07-5/08				<b>05-0744</b>	Ate	Ø 25,40/22,20	Alu
					<b>55-0051</b>	Fte	Ø 19,05	Pla

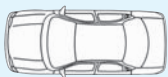



























































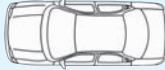



























































		Spare Parts	F/R	L/R	METELLI ref.		DIMENSIONS mm.	NOTE
320i Eng. N46B20B (110kW)	06-07				<b>05-0744</b>	Ate	Ø 25,40/22,20	Alu
	06-07				<b>55-0051</b>	Fte	Ø 19,05	Pla
325 D Eng. M57306D3 (145kW)	07-5/08				<b>05-0744</b>	Ate	Ø 25,40/22,20	Alu
	07-				<b>55-0051</b>	Fte	Ø 19,05	Pla
325i, xi Eng. N52B25C / N52B25 / N52B25A (160kW)	06-5/08				<b>05-0744</b>	Ate	Ø 25,40/22,20	Alu
	06-				<b>54-0053</b>	Fte	Ø 22,20	Alu
	06-				<b>55-0051</b>	Fte	Ø 19,05	Pla
330 D, xd Eng. M57T2D30 / M57306D3 (170kW)	06-5/08				<b>05-0744</b>	Ate	Ø 25,40/22,20	Alu
	06-				<b>54-0053</b>	Fte	Ø 22,20	Alu
	06-				<b>55-0051</b>	Fte	Ø 19,05	Pla
330i, xi Eng. N52B30A (190kW)	06-5/08				<b>05-0744</b>	Ate	Ø 25,40/22,20	Alu
330i, xi Eng. N53B30A (200kW)	07-5/08				<b>05-0744</b>	Ate	Ø 25,40/22,20	Alu
	07-				<b>54-0053</b>	Fte	Ø 22,20	Alu
	07-				<b>55-0051</b>	Fte	Ø 19,05	Pla
335 D Eng. M57N306D5 (210kW)	06-5/08				<b>05-0744</b>	Ate	Ø 25,40/22,20	Alu
	06-				<b>54-0053</b>	Fte	Ø 22,20	Alu
	06-				<b>55-0051</b>	Fte	Ø 19,05	Pla
335i, xi Eng. N54B30A (225kW)	06-5/08				<b>05-0744</b>	Ate	Ø 25,40/22,20	Alu
	06-				<b>54-0053</b>	Fte	Ø 22,20	Alu
	06-				<b>55-0051</b>	Fte	Ø 19,05	Pla
<b>3 V Touring (E91) 1/05-</b>								
318 D Eng. M47T2D20 (90kW)	05-5/08				<b>05-0744</b>	Ate	Ø 25,40/22,20	Alu
	05-				<b>54-0053</b>	Fte	Ø 22,20	Alu
	05-				<b>55-0051</b>	Fte	Ø 19,05	Pla
318 D Eng. N47D20A (105kW)	07-5/08				<b>05-0744</b>	Ate	Ø 25,40/22,20	Alu
	07-				<b>55-0051</b>	Fte	Ø 19,05	Pla
318i Eng. N42B20 (105kW)	07-5/08				<b>05-0744</b>	Ate	Ø 25,40/22,20	Alu
	07-				<b>55-0051</b>	Fte	Ø 19,05	Pla
318i Eng. N46B20 (95kW)	06-5/08				<b>05-0744</b>	Ate	Ø 25,40/22,20	Alu
	06-				<b>54-0053</b>	Fte	Ø 22,20	Alu
	06-				<b>55-0051</b>	Fte	Ø 19,05	Pla
320 D Eng. M47N204D4 / M47D20TU (110kW)	09-				<b>54-0053</b>	Fte	Ø 22,20	Alu
	09-				<b>55-0051</b>	Fte	Ø 19,05	Pla
320 D Eng. M47N204D5 (120kW)	05-5/08				<b>05-0744</b>	Ate	Ø 25,40/22,20	Alu
	05-				<b>54-0053</b>	Fte	Ø 22,20	Alu
	05-				<b>55-0051</b>	Fte	Ø 19,05	Pla
320 D, xd Eng. N47D20A (130kW)	07-5/08				<b>05-0744</b>	Ate	Ø 25,40/22,20	Alu
	07-				<b>55-0051</b>	Fte	Ø 19,05	Pla
320i Eng. N43B20A (125kW)	07-5/08				<b>05-0744</b>	Ate	Ø 25,40/22,20	Alu
	07-				<b>55-0051</b>	Fte	Ø 19,05	Pla
320i Eng. N46B20A/C (110kW)	05-5/08				<b>05-0744</b>	Ate	Ø 25,40/22,20	Alu
	05-				<b>54-0053</b>	Fte	Ø 22,20	Alu
325 Eng. N52NB25A (130kW)	06-07				<b>05-0744</b>	Ate	Ø 25,40/22,20	Alu
325 D Eng. M57306D3 (145kW)	06-5/08				<b>05-0744</b>	Ate	Ø 25,40/22,20	Alu
	06-				<b>54-0053</b>	Fte	Ø 22,20	Alu
	06-				<b>55-0051</b>	Fte	Ø 19,05	Pla
325 xi Eng. N52B25C (160kW)	05-5/08				<b>05-0744</b>	Ate	Ø 25,40/22,20	Alu
	05-				<b>54-0053</b>	Fte	Ø 22,20	Alu
	05-				<b>55-0051</b>	Fte	Ø 19,05	Pla
325i Eng. N52B25C (160kW)	05-5/08				<b>05-0744</b>	Ate	Ø 25,40/22,20	Alu
	05-				<b>54-0053</b>	Fte	Ø 22,20	Alu
	05-				<b>55-0051</b>	Fte	Ø 19,05	Pla
330 D, XD Eng. M57T2D30 (170kW)	05-5/08				<b>05-0744</b>	Ate	Ø 25,40/22,20	Alu
	05-				<b>54-0053</b>	Fte	Ø 22,20	Alu
	05-				<b>55-0051</b>	Fte	Ø 19,05	Pla
330i, xi Eng. N52B30A (190kW)	05-5/08				<b>05-0744</b>	Ate	Ø 25,40/22,20	Alu
	05-				<b>54-0053</b>	Fte	Ø 22,20	Alu
	05-				<b>55-0051</b>	Fte	Ø 19,05	Pla
330i, xi Eng. N53B30A (200kW)	07-5/08				<b>05-0744</b>	Ate	Ø 25,40/22,20	Alu
	07-				<b>55-0051</b>	Fte	Ø 19,05	Pla
335 D Eng. M57N306D5 (210kW)	06-5/08				<b>05-0744</b>	Ate	Ø 25,40/22,20	Alu
	06-				<b>54-0053</b>	Fte	Ø 22,20	Alu
	06-				<b>55-0051</b>	Fte	Ø 19,05	Pla

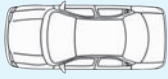


















































		Spare Parts	F/R	L/R	METELLI ref.		DIMENSIONS mm.	NOTE
335i, xi Eng. N54B30A (225kW)	06-5/08				<b>05-0744</b>	Ate	Ø 25,40/22,20	Alu
	06-				<b>54-0053</b>	Fte	Ø 22,20	Alu
	06-				<b>55-0051</b>	Fte	Ø 19,05	Pla
<b>5 I (E12) 8/72-8/81</b>								
518 Eng. M10B18/ (2B4),(32-32DID) (66kW)	6/74-5/81			R	<b>04-0110</b>		Ø 22,22	Exc. Sweden
	79-81			R	<b>04-0124</b>		Ø 22,22	Sweden
	6/75-6/81				<b>54-0013</b>		Ø 20,64	
	6/75-6/81				<b>55-0020</b>		Ø 19,05	
520 Eng. M10B20(Strombergvergaser) (85kW)	72-77			R	<b>04-0110</b>		Ø 22,22	
	72-77				<b>54-0013</b>		Ø 20,64	
	72-77				<b>55-0020</b>		Ø 19,05	
520 i Eng. M10B20(K-Jetronic) (92kW)	75-79			R	<b>04-0110</b>		Ø 22,22	
	75-79				<b>54-0013</b>		Ø 20,64	
	75-79				<b>55-0020</b>		Ø 19,05	
520 i Eng. M10B20(Schäfer-Inj.) (96kW)	72-75			R	<b>04-0110</b>		Ø 22,22	
520/6 Eng. M20B20 (90kW)	77-6/81			R	<b>04-0110</b>		Ø 22,22	
	77-6/81				<b>54-0013</b>		Ø 20,64	
	77-6/81				<b>55-0020</b>		Ø 19,05	
525 Eng. M30B25(32-40INAT) (107kW)	73-76				<b>54-0013</b>		Ø 20,64	
	73-76				<b>55-0020</b>		Ø 19,05	
525 Eng. M30B25(4A1) (110kW)	76-6/81				<b>54-0013</b>		Ø 20,64	
	76-6/81				<b>55-0020</b>		Ø 19,05	
528 Eng. M30B28 (121-125kW)	6/75-77				<b>54-0013</b>		Ø 20,64	
	6/75-77				<b>55-0020</b>		Ø 19,05	
528 i Eng. M30B28(L-Jetronic) (130-135kW)	77-6/81				<b>54-0013</b>		Ø 20,64	
	77-6/81				<b>55-0020</b>		Ø 19,05	
M 535 i Eng. M30B35(Motronic/ 9.3:1) (160kW)	4/80-5/81				<b>54-0013</b>		Ø 20,64	
	4/80-5/81				<b>55-0020</b>		Ø 19,05	
<b>5 II (E28) 6/81-6/90</b>								
518 Eng. M10B18(2B4) (66kW)	81-9/84			R	<b>04-0109</b>		Ø 19,05	
	81-9/84				<b>05-0137</b>	Ate	Ø 22,20	Alu, -ABS
	81-84				<b>54-0013</b>		Ø 20,64	
	81-84				<b>55-0038</b>		Ø 19,05	Alu
518 i Eng. M10B18(K-Jetronic) (75kW)	81-9/84			R	<b>04-0109</b>		Ø 19,05	
	81-9/84				<b>05-0137</b>	Ate	Ø 22,20	Alu, -ABS
	81-9/84				<b>54-0013</b>		Ø 20,64	
	81-9/84				<b>55-0038</b>		Ø 19,05	Alu
518 i Eng. M10B18(L-Jetronic) (77kW)	83-9/84			R	<b>04-0109</b>		Ø 19,05	
	9/84-3/86			R	<b>04-0560</b>		Ø 20,64	Alu
	83-87				<b>05-0137</b>	Ate	Ø 22,20	Alu, -ABS
	83-12/87				<b>54-0013</b>		Ø 20,64	
520 i Eng. M20B20(L/ K-Jetronic) (92kW)	83-87				<b>55-0038</b>		Ø 19,05	Alu
	81-8/84			R	<b>04-0109</b>		Ø 19,05	
	9/84-87			R	<b>04-0560</b>		Ø 20,64	Alu
	81-87				<b>05-0137</b>	Ate	Ø 22,20	Alu, -ABS
520 i Eng. M20B20(Motronic/ Kat.) (95kW)	81-87				<b>54-0013</b>		Ø 20,64	
	81-87				<b>55-0038</b>		Ø 19,05	Alu
	85-87			R	<b>04-0560</b>		Ø 20,64	Alu
	85-12/87				<b>54-0013</b>		Ø 20,64	
524 D Eng. M21D24 (63kW)	86-87				<b>55-0038</b>		Ø 19,05	Alu
524 tD Eng. M21D24 (85kW)	83-8/84			R	<b>04-0109</b>		Ø 19,05	
	9/84-87			R	<b>04-0560</b>		Ø 20,64	Alu
	83-87				<b>05-0137</b>	Ate	Ø 22,20	Alu, -ABS
	83-87				<b>54-0013</b>		Ø 20,64	
	83-87				<b>55-0038</b>		Ø 19,05	Alu
525 e 2.7 Eng. M20B27 (92-95kW)	83-12/87				<b>54-0013</b>		Ø 20,64	
	83-87				<b>55-0038</b>		Ø 19,05	Alu
528 i Eng. M30B28(L-Jetronic) (135kW)	81-12/87				<b>54-0013</b>		Ø 20,64	
	81-87				<b>55-0038</b>		Ø 19,05	Alu
535 i, M 535 i Eng. M30B35(Motronic) (141-160kW)	7/84-12/87				<b>54-0013</b>		Ø 20,64	
M5 3.5 Eng. S38B35 (211kW)	81-87				<b>55-0038</b>		Ø 19,05	Alu
	85-87				<b>55-0038</b>		Ø 19,05	Alu

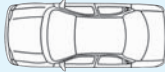





























































		Spare Parts	F/R	L/R	METELLI ref.		DIMENSIONS mm.	NOTE
<b>5 III (E34) 1/88-9/95</b>								
518 i Eng. M40B18(Kat.) (83kW)	9/90-9/95				<b>54-0053</b>	Fte	Ø 22,20	Alu
518 i Eng. M43B18 (85kW)	9/90-9/95				<b>54-0053</b>	Fte	Ø 22,20	Alu
520 i Eng. M20B20(Motronic/ Kat.) (95kW)	9/90-91				<b>54-0053</b>	Fte	Ø 22,20	Alu
520 i 24v Eng. M50B(206S1-206S2)Vanos (110kW)	9/90-9/95				<b>54-0053</b>	Fte	Ø 22,20	Alu
524 TD Eng. M21D24 (85kW)	9/90-9/95				<b>54-0053</b>	Fte	Ø 22,20	Alu
525 Eng. M50B25 (141kW)	9/90-97				<b>54-0053</b>	Fte	Ø 22,20	Alu
525 i Eng. M20B25(Kat.) (125kW)	9/90-91				<b>54-0053</b>	Fte	Ø 22,20	Alu
525 i 24v, X Eng. M52B25(Vanos) (141kW)	9/90-9/95				<b>54-0053</b>	Fte	Ø 22,20	Alu
525 TD Eng. M51D25 (85kW)	93-9/95				<b>54-0053</b>	Fte	Ø 22,20	Alu
525 TDs Eng. M51D25(Inter.) (105kW)	91-9/95				<b>54-0053</b>	Fte	Ø 22,20	Alu
530 i Eng. M30B30(Kat.) (138kW)	9/90-91				<b>54-0053</b>	Fte	Ø 22,20	Alu
530 i V8 Eng. M60B30 (160kW)	92-9/95				<b>54-0053</b>	Fte	Ø 22,20	Alu
<b>5 III Touring (E34) 11/91-1/97</b>								
518 i Eng. M40B18(Kat.) (83kW)	93-94				<b>54-0053</b>	Fte	Ø 22,20	Alu
518 i, g Eng. M43B18 (85kW)	94-97				<b>54-0053</b>	Fte	Ø 22,20	Alu
520 i Eng. M50B(206S1-206S2)Vanos (110kW)	91-97				<b>54-0053</b>	Fte	Ø 22,20	Alu
525 i, X Eng. M50B25/ M52B25(Vanos) (141kW)	91-97				<b>54-0053</b>	Fte	Ø 22,20	Alu
525 TD Eng. M51D25 (85kW)	93-97				<b>54-0053</b>	Fte	Ø 22,20	Alu
525 TDs Eng. M51D25(Inter.) (105kW)	91-97				<b>54-0053</b>	Fte	Ø 22,20	Alu
530 i V8 Eng. M60B30 (160kW)	92-97				<b>54-0053</b>	Fte	Ø 22,20	Alu
<b>5 IV (E39) 11/95-7/03</b>								
4.9 M5 Eng. S38B49 (294kW)	98-				<b>05-0517</b>	Trw	Ø 25,40/20,64	Alu, +DSC
	3/01-				<b>55-0051</b>	Fte	Ø 19,05	Pla
	98-2/01				<b>55-0050</b>	Fte	Ø 19,05	Pla
520 D Eng. M47D20 (100kW)	00-02				<b>05-0561</b>	Trw	Ø 25,40/20,64	Alu, -DSC
	00-02				<b>54-0053</b>	Fte	Ø 22,20	Alu
	00-2/01				<b>55-0050</b>	Fte	Ø 19,05	Pla
	3/01-				<b>55-0051</b>	Fte	Ø 19,05	Pla
520 D Eng. M47N204D4 (110kW)	02-03				<b>05-0561</b>	Trw	Ø 25,40/20,64	Alu, -DSC
	02-				<b>55-0051</b>	Fte	Ø 19,05	Pla
520 i Eng. M52B(206S3)Vanos (100kW)	99-				<b>05-0517</b>	Trw	Ø 25,40/20,64	Alu, +DSC
	99-7/03				<b>05-0561</b>	Trw	Ø 25,40/20,64	Alu, -DSC
	99-03				<b>54-0053</b>	Fte	Ø 22,20	Alu
	3/01-				<b>55-0051</b>	Fte	Ø 19,05	Pla
	99-2/01				<b>55-0050</b>	Fte	Ø 19,05	Pla
520 i Eng. M52B(206S3-206S4) (110kW)	96-00				<b>05-0517</b>	Trw	Ø 25,40/20,64	Alu, +DSC
	96-00				<b>05-0561</b>	Trw	Ø 25,40/20,64	Alu, -DSC
	96-00				<b>54-0053</b>	Fte	Ø 22,20	Alu
	96-				<b>55-0050</b>	Fte	Ø 19,05	Pla
520 i Eng. M54B22 (125kW)	00-03				<b>05-0561</b>	Trw	Ø 25,40/20,64	Alu, -DSC
	9/00-				<b>05-0517</b>	Trw	Ø 25,40/20,64	Alu, +DSC
	00-03				<b>54-0053</b>	Fte	Ø 22,20	Alu
	00-2/01				<b>55-0050</b>	Fte	Ø 19,05	Pla
	3/01-				<b>55-0051</b>	Fte	Ø 19,05	Pla
523 i Eng. M52B25(Vanos) (125kW)	9/00-				<b>05-0517</b>	Trw	Ø 25,40/20,64	Alu, +DSC
	96-00				<b>05-0561</b>	Trw	Ø 25,40/20,64	Alu, -DSC
	95-00				<b>54-0053</b>	Fte	Ø 22,20	Alu
	95-				<b>55-0050</b>	Fte	Ø 19,05	Pla
525 D Eng. M57256D1 (120kW)	00-7/03				<b>05-0561</b>	Trw	Ø 25,40/20,64	Alu, -DSC
	9/00-				<b>05-0517</b>	Trw	Ø 25,40/20,64	Alu, +DSC
	00-03				<b>54-0053</b>	Fte	Ø 22,20	Alu
	00-2/01				<b>55-0050</b>	Fte	Ø 19,05	Pla
	3/01-				<b>55-0051</b>	Fte	Ø 19,05	Pla
525 i Eng. M54256S5 (141kW)	00-7/03				<b>05-0561</b>	Trw	Ø 25,40/20,64	Alu, -DSC
	9/00-				<b>05-0517</b>	Trw	Ø 25,40/20,64	Alu, +DSC
	00-03				<b>54-0053</b>	Fte	Ø 22,20	Alu
	00-2/01				<b>55-0050</b>	Fte	Ø 19,05	Pla
	3/01-				<b>55-0051</b>	Fte	Ø 19,05	Pla
525 TD Eng. M51D25 (85kW)	97-7/03				<b>05-0561</b>	Trw	Ø 25,40/20,64	Alu, -DSC
	97-03				<b>54-0053</b>	Fte	Ø 22,20	Alu
	3/01-				<b>55-0051</b>	Fte	Ø 19,05	Pla
	97-2/01				<b>55-0050</b>	Fte	Ø 19,05	Pla

		Spare Parts	F/R	L/R	METELLI ref.		DIMENSIONS mm.	NOTE
525 TDs Eng. M51D25(Inter.) (105kW)	96-7/03				<b>05-0561</b>	Trw	Ø 25,40/20,64	Alu, -DSC
	96-03				<b>54-0053</b>	Fte	Ø 22,20	Alu
	3/01-				<b>55-0051</b>	Fte	Ø 19,05	Pla
	96-2/01				<b>55-0050</b>	Fte	Ø 19,05	Pla
528 i Eng. M52B28 (142kW)	95-00				<b>05-0517</b>	Trw	Ø 25,40/20,64	Alu, +DSC
	95-00				<b>05-0561</b>	Trw	Ø 25,40/20,64	Alu, -DSC
	95-00				<b>54-0053</b>	Fte	Ø 22,20	Alu
	95-				<b>55-0050</b>	Fte	Ø 19,05	Pla
530 D Eng. M57D30 (135kW)	98-00				<b>05-0517</b>	Trw	Ø 25,40/20,64	Alu, +DSC
	98-00				<b>05-0561</b>	Trw	Ø 25,40/20,64	Alu, -DSC
	98-00				<b>54-0053</b>	Fte	Ø 22,20	Alu
	98-				<b>55-0050</b>	Fte	Ø 19,05	Pla
530 D Eng. M57D30 (142kW)	00-7/03				<b>05-0561</b>	Trw	Ø 25,40/20,64	Alu, -DSC
	9/00-				<b>05-0517</b>	Trw	Ø 25,40/20,64	Alu, +DSC
	00-03				<b>54-0053</b>	Fte	Ø 22,20	Alu
	00-2/01				<b>55-0050</b>	Fte	Ø 19,05	Pla
530 i Eng. M54306S3 (170kW)	00-7/03				<b>05-0561</b>	Trw	Ø 25,40/20,64	Alu, -DSC
	9/00-				<b>05-0517</b>	Trw	Ø 25,40/20,64	Alu, +DSC
	00-03				<b>54-0053</b>	Fte	Ø 22,20	Alu
	00-2/01				<b>55-0050</b>	Fte	Ø 19,05	Pla
535 i Eng. M62B(358S1) (173kW)	3/01-				<b>55-0051</b>	Fte	Ø 19,05	Pla
	96-99				<b>05-0517</b>	Trw	Ø 25,40/20,64	Alu, +DSC
	96-99				<b>54-0053</b>	Fte	Ø 22,20	Alu
	96-99				<b>55-0050</b>	Fte	Ø 19,05	Pla
535 i Eng. M62B(358S2) (180kW)	96-99				<b>05-0517</b>	Trw	Ø 25,40/20,64	Alu, +DSC
	99-03				<b>54-0053</b>	Fte	Ø 22,20	Alu
	3/01-				<b>55-0051</b>	Fte	Ø 19,05	Pla
	99-2/01				<b>55-0050</b>	Fte	Ø 19,05	Pla
540 i Eng. M62B44 (210kW)	96-				<b>05-0517</b>	Trw	Ø 25,40/20,64	Alu, +DSC
	96-03				<b>54-0053</b>	Fte	Ø 22,20	Alu
	3/01-				<b>55-0051</b>	Fte	Ø 19,05	Pla
	96-2/01				<b>55-0050</b>	Fte	Ø 19,05	Pla
<b>5 IV Touring (E39) 11/95-7/03</b>								
520 D Eng. M47D20 / M47204D1 (100kW)	00-				<b>05-0561</b>	Trw	Ø 25,40/20,64	Alu, -DSC
	00-02				<b>54-0053</b>	Fte	Ø 22,20	Alu
	00-2/01				<b>55-0050</b>	Fte	Ø 19,05	Pla
	3/01-				<b>55-0051</b>	Fte	Ø 19,05	Pla
520 D Eng. M47N204D4 (110kW)	02-				<b>05-0561</b>	Trw	Ø 25,40/20,64	Alu, -DSC
	02-				<b>55-0051</b>	Fte	Ø 19,05	Pla
520 i Eng. M52B(206S3)Vanos (100kW)	99-03				<b>05-0561</b>	Trw	Ø 25,40/20,64	Alu, -DSC
	99-				<b>54-0053</b>	Fte	Ø 22,20	Alu
	3/01-				<b>55-0051</b>	Fte	Ø 19,05	Pla
	99-2/01				<b>55-0050</b>	Fte	Ø 19,05	Pla
520 i Eng. M52B(206S3-206S4) (110kW)	96-00				<b>05-0517</b>	Trw	Ø 25,40/20,64	Alu, +DSC
	96-00				<b>05-0561</b>	Trw	Ø 25,40/20,64	Alu, -DSC
	96-00				<b>54-0053</b>	Fte	Ø 22,20	Alu
	96-				<b>55-0050</b>	Fte	Ø 19,05	Pla
520 i Eng. M54B22 (125kW)	00-				<b>05-0517</b>	Trw	Ø 25,40/20,64	Alu, +DSC
	00-03				<b>05-0561</b>	Trw	Ø 25,40/20,64	Alu, -DSC
	00-				<b>54-0053</b>	Fte	Ø 22,20	Alu
	00-2/01				<b>55-0050</b>	Fte	Ø 19,05	Pla
523 i Eng. M52B25(Vanos) (125kW)	3/01-				<b>55-0051</b>	Fte	Ø 19,05	Pla
	95-00				<b>05-0517</b>	Trw	Ø 25,40/20,64	Alu, +DSC
	95-00				<b>05-0561</b>	Trw	Ø 25,40/20,64	Alu, -DSC
	95-00				<b>54-0053</b>	Fte	Ø 22,20	Alu
525 D Eng. M57256D1 / M57D25 (120kW)	95-				<b>55-0050</b>	Fte	Ø 19,05	Pla
	00-				<b>05-0517</b>	Trw	Ø 25,40/20,64	Alu, +DSC
	00-03				<b>05-0561</b>	Trw	Ø 25,40/20,64	Alu, -DSC
	00-				<b>54-0053</b>	Fte	Ø 22,20	Alu
525 D Eng. M57256D1 / M57D25 (120kW)	00-2/01				<b>55-0050</b>	Fte	Ø 19,05	Pla
	3/01-				<b>55-0051</b>	Fte	Ø 19,05	Pla
525 i Eng. M54256S5 / M54B25 (141kW)	00-				<b>05-0517</b>	Trw	Ø 25,40/20,64	Alu, +DSC
	00-03				<b>05-0561</b>	Trw	Ø 25,40/20,64	Alu, -DSC

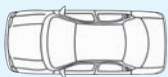









































		Spare Parts	F/R	L/R	METELLI ref.		DIMENSIONS mm.	NOTE
525 i Eng. M54256S5 / M54B25 (141kW)	00-				<b>54-0053</b>	Fte	Ø 22,20	Alu
	00-2/01				<b>55-0050</b>	Fte	Ø 19,05	Pla
	3/01-				<b>55-0051</b>	Fte	Ø 19,05	Pla
525 tDs Eng. M51D25(Inter.) (105kW)	96-03				<b>05-0561</b>	Trw	Ø 25,40/20,64	Alu, -DSC
	96-				<b>54-0053</b>	Fte	Ø 22,20	Alu
	3/01-				<b>55-0051</b>	Fte	Ø 19,05	Pla
	96-2/01				<b>55-0050</b>	Fte	Ø 19,05	Pla
528 i Eng. M52B28, M52B28TU (142kW)	95-00				<b>05-0517</b>	Trw	Ø 25,40/20,64	Alu, +DSC
	95-00				<b>05-0561</b>	Trw	Ø 25,40/20,64	Alu, -DSC
	95-00				<b>54-0053</b>	Fte	Ø 22,20	Alu
	95-				<b>55-0050</b>	Fte	Ø 19,05	Pla
530 D Eng. M57D30 (135kW)	98-00				<b>05-0517</b>	Trw	Ø 25,40/20,64	Alu, +DSC
	98-00				<b>05-0561</b>	Trw	Ø 25,40/20,64	Alu, -DSC
	98-00				<b>54-0053</b>	Fte	Ø 22,20	Alu
	98-				<b>55-0050</b>	Fte	Ø 19,05	Pla
530 D Eng. M57D30 (142kW)	00-				<b>05-0517</b>	Trw	Ø 25,40/20,64	Alu, +DSC
	00-				<b>05-0561</b>	Trw	Ø 25,40/20,64	Alu, -DSC
	00-				<b>54-0053</b>	Fte	Ø 22,20	Alu
	00-2/01				<b>55-0050</b>	Fte	Ø 19,05	Pla
	3/01-				<b>55-0051</b>	Fte	Ø 19,05	Pla
530 i Eng. M54306S3 / M54B30 (170kW)	00-				<b>05-0517</b>	Trw	Ø 25,40/20,64	Alu, +DSC
	00-03				<b>05-0561</b>	Trw	Ø 25,40/20,64	Alu, -DSC
	00-				<b>54-0053</b>	Fte	Ø 22,20	Alu
	00-2/01				<b>55-0050</b>	Fte	Ø 19,05	Pla
	3/01-				<b>55-0051</b>	Fte	Ø 19,05	Pla
540 i Eng. M62B44 / M62B44TU / M62448S2 (210kW)	96-				<b>05-0517</b>	Trw	Ø 25,40/20,64	Alu, +DSC
	96-				<b>54-0053</b>	Fte	Ø 22,20	Alu
	3/01-				<b>55-0051</b>	Fte	Ø 19,05	Pla
	96-2/01				<b>55-0050</b>	Fte	Ø 19,05	Pla
<b>5 V (E60) 7/03-</b>								
520 D Eng. M47N204D4 (110kW)	9/05-				<b>55-0087</b>		Ø 19,05	
520 D Eng. M47N204D5 (120kW)	05-				<b>54-0053</b>	Fte	Ø 22,20	Alu
	7/05-				<b>55-0087</b>		Ø 19,05	
	07-				<b>54-0053</b>	Fte	Ø 22,20	Alu
520 D Eng. N47D20A (130kW)	07-				<b>55-0087</b>		Ø 19,05	
	07-				<b>54-0053</b>	Fte	Ø 22,20	Alu
520i Eng. M54226S1 (125kW)	03-				<b>05-0546</b>	Trw	Ø 25,40	Alu
	03-				<b>54-0053</b>	Fte	Ø 22,20	Alu
	7/03-				<b>55-0087</b>		Ø 19,05	
520i Eng. N43B20A (125kW)	07-				<b>54-0053</b>	Fte	Ø 22,20	Alu
	07-				<b>55-0087</b>		Ø 19,05	
523i Eng. N52B25A (130kW)	05-				<b>54-0053</b>	Fte	Ø 22,20	Alu
	7/05-				<b>55-0087</b>		Ø 19,05	
523i Eng. N53B25A (140kW)	07-				<b>54-0053</b>	Fte	Ø 22,20	Alu
	3/07-				<b>55-0087</b>		Ø 19,05	
	07-				<b>54-0053</b>	Fte	Ø 22,20	Alu
525 D Eng. M57256D1 (120kW)	12/04-				<b>55-0087</b>		Ø 19,05	
525 D Eng. M57N256D4 (130kW)	6/04-				<b>55-0087</b>		Ø 19,05	
525 D, xd Eng. M57306D3 (145kW)	07-				<b>54-0053</b>	Fte	Ø 22,20	Alu
	3/07-				<b>55-0087</b>		Ø 19,05	
525i Eng. M54256S5 (141kW)	03-				<b>05-0546</b>	Trw	Ø 25,40	Alu
	03-				<b>54-0053</b>	Fte	Ø 22,20	Alu
	9/03-				<b>55-0087</b>		Ø 19,05	
525i Eng. N52B25A (160kW)	05-				<b>54-0053</b>	Fte	Ø 22,20	Alu
	7/05-				<b>55-0087</b>		Ø 19,05	
525xi Eng. N52B25A (160kW)	05-				<b>54-0053</b>	Fte	Ø 22,20	Alu
	7/05-				<b>55-0087</b>		Ø 19,05	
530 D Eng. N57306D2 (160kW)	03-				<b>54-0053</b>	Fte	Ø 22,20	Alu
	7/03-				<b>55-0087</b>		Ø 19,05	
530 D, xd Eng. M54B30 (170kW)	03-				<b>54-0053</b>	Fte	Ø 22,20	Alu
	7/03-				<b>55-0087</b>		Ø 19,05	
530 D, xd Eng. M57306D3 (173kW)	07-				<b>54-0053</b>	Fte	Ø 22,20	Alu
	1/07-				<b>55-0087</b>		Ø 19,05	
530i Eng. M54306S3 (170kW)	03-				<b>05-0546</b>	Trw	Ø 25,40	Alu
	03-				<b>54-0053</b>	Fte	Ø 22,20	Alu
	7/03-				<b>55-0087</b>		Ø 19,05	

		Spare Parts	F/R	L/R	METELLI ref.		DIMENSIONS mm.	NOTE
530i Eng. N52B30A (190kW)	05-				<b>54-0053</b>	Fte	Ø 22,20	Alu
	7/05-				<b>55-0087</b>		Ø 19,05	
530i Eng. N52B30A (200kW)	07-				<b>54-0053</b>	Fte	Ø 22,20	Alu
	3/07-				<b>55-0087</b>		Ø 19,05	
530xi Eng. N52B30A (190kW)	05-				<b>54-0053</b>	Fte	Ø 22,20	Alu
	7/05-				<b>55-0087</b>		Ø 19,05	
530xi Eng. N52B30A (200kW)	07-				<b>54-0053</b>	Fte	Ø 22,20	Alu
	3/07-				<b>55-0087</b>		Ø 19,05	
535 D Eng. M57N306D5 (210kW)	07-				<b>54-0053</b>	Fte	Ø 22,20	Alu
	07-				<b>55-0087</b>		Ø 19,05	
540i Eng. N62B40A (225kW)	7/05-				<b>55-0087</b>		Ø 19,05	
545i Eng. N62B44 (245kW)	03-				<b>54-0053</b>	Fte	Ø 22,20	Alu
	9/03-				<b>55-0087</b>		Ø 19,05	
550i Eng. N62B48B (270kW)	7/05-				<b>55-0087</b>		Ø 19,05	
<b>5 V Touring (E61) 7/03-</b>								
5.0 M5 Eng. S85B50A (373kW)	04-				<b>54-0053</b>	Fte	Ø 22,20	Alu
	04-				<b>55-0087</b>		Ø 19,05	
520 D Eng. M47N204D4 (110kW)	9/05-				<b>55-0087</b>		Ø 19,05	
520 D Eng. M47N204D5 (120kW)	05-				<b>54-0053</b>	Fte	Ø 22,20	Alu
	7/05-				<b>55-0087</b>		Ø 19,05	
520 D Eng. N47D20A (130kW)	07-				<b>54-0053</b>	Fte	Ø 22,20	Alu
	07-				<b>55-0087</b>		Ø 19,05	
520i Eng. M54226S1 (125kW)	03-				<b>05-0546</b>	Trw	Ø 25,40	Alu
	03-				<b>54-0053</b>	Fte	Ø 22,20	Alu
	7/03-				<b>55-0087</b>		Ø 19,05	
520i Eng. N43B20A (125kW)	07-				<b>54-0053</b>	Fte	Ø 22,20	Alu
	07-				<b>55-0087</b>		Ø 19,05	
523i Eng. N52B25A (130kW)	05-				<b>54-0053</b>	Fte	Ø 22,20	Alu
	7/05-				<b>55-0087</b>		Ø 19,05	
523i Eng. N53B25A (140kW)	07-				<b>54-0053</b>	Fte	Ø 22,20	Alu
	3/07-				<b>55-0087</b>		Ø 19,05	
	07-				<b>55-0087</b>		Ø 19,05	
525 D Eng. M57N256D1 (120kW)	12/04-				<b>55-0087</b>		Ø 19,05	
525 D Eng. M57N256D4 (130kW)	6/04-				<b>55-0087</b>		Ø 19,05	
525 D, xd Eng. N57306D3 (145kW)	07-				<b>54-0053</b>	Fte	Ø 22,20	Alu
	3/07-				<b>55-0087</b>		Ø 19,05	
525i Eng. M54256S5 (141kW)	03-				<b>05-0546</b>	Trw	Ø 25,40	Alu
	03-				<b>54-0053</b>	Fte	Ø 22,20	Alu
	9/03-				<b>55-0087</b>		Ø 19,05	
525i Eng. N52B25A / N53B30A (160kW)	05-				<b>54-0053</b>	Fte	Ø 22,20	Alu
	7/05-				<b>55-0087</b>		Ø 19,05	
525xi Eng. N52B25A (160kW)	05-				<b>54-0053</b>	Fte	Ø 22,20	Alu
	7/05-				<b>55-0087</b>		Ø 19,05	
530 D Eng. N57306D2 (160kW)	03-				<b>54-0053</b>	Fte	Ø 22,20	Alu
	7/03-				<b>55-0087</b>		Ø 19,05	
530 D, xd Eng. M54B30 (170kW)	03-				<b>54-0053</b>	Fte	Ø 22,20	Alu
	7/03-				<b>55-0087</b>		Ø 19,05	
530 D, xd Eng. M57306D3 (173kW)	07-				<b>54-0053</b>	Fte	Ø 22,20	Alu
	1/07-				<b>55-0087</b>		Ø 19,05	
530i Eng. M54306S3 (170kW)	03-				<b>05-0546</b>	Trw	Ø 25,40	Alu
	03-				<b>54-0053</b>	Fte	Ø 22,20	Alu
	7/03-				<b>55-0087</b>		Ø 19,05	
530i Eng. N52B30A (190kW)	05-				<b>54-0053</b>	Fte	Ø 22,20	Alu
	7/05-				<b>55-0087</b>		Ø 19,05	
530i Eng. N52B30A (200kW)	07-				<b>54-0053</b>	Fte	Ø 22,20	Alu
	3/07-				<b>55-0087</b>		Ø 19,05	
530xi Eng. N52B30A (190kW)	05-				<b>54-0053</b>	Fte	Ø 22,20	Alu
	7/05-				<b>55-0087</b>		Ø 19,05	
530xi Eng. N52B30A (200kW)	07-				<b>54-0053</b>	Fte	Ø 22,20	Alu
	3/07-				<b>55-0087</b>		Ø 19,05	
535 D Eng. M57N306D5 (210kW)	07-				<b>54-0053</b>	Fte	Ø 22,20	Alu
	07-				<b>55-0087</b>		Ø 19,05	
545i Eng. N62B44 (245kW)	03-				<b>54-0053</b>	Fte	Ø 22,20	Alu
	9/03-				<b>55-0087</b>		Ø 19,05	


		Spare Parts	F/R	L/R	METELLI ref.		DIMENSIONS mm.	NOTE
550i Eng. N62B48B (270kW)	7/05-				55-0087		Ø 19,05	
<b>6 (E24) 4/76-9/90</b>								
628 CSi Eng. M30B28(L-Jetronic) (135kW)	9/79-87				54-0013		Ø 20,64	
	82-87				55-0038		Ø 19,05	Alu
	9/79-4/82				55-0020		Ø 19,05	
630 CS Eng. M30B30(4A1) (136kW)	2/76-79				54-0013		Ø 20,64	
	2/76-8/79				55-0020		Ø 19,05	
633 CSi Eng. M30B32(L-Jetronic) (147kW)	1/76-78				54-0013		Ø 20,64	
	1/76-78				55-0020		Ø 19,05	
633 CSi Eng. M30B32(L-Jetronic/ 9:1) (145kW)	78-84				54-0013		Ø 20,64	
	78-84				55-0020		Ø 19,05	
635 CSi Eng. M30B35(L-Jetronic/ 10:1) (160kW)	6/78-88				54-0013		Ø 20,64	
	6/78-88				55-0020		Ø 19,05	
	82-88				55-0038		Ø 19,05	Alu
635 CSi Eng. M30B35(Motronic/ Kat.) (136-155kW)	6/78-4/89				54-0013		Ø 20,64	
	6/78-4/82				55-0020		Ø 19,05	
	82-87				55-0038		Ø 19,05	Alu
M 635 CSi Eng. S38B35 (211kW)	84-89				55-0038		Ø 19,05	Alu
<b>6 (E63, E64), Cabrio 1/04-</b>								
630i Eng. N52B30A / N52B30 (190kW)	04-				54-0053	Fte	Ø 22,20	Alu
	9/04-				55-0087		Ø 19,05	
630i Eng. N52B30A / N53B30 (200kW)	07-				54-0053	Fte	Ø 22,20	Alu
	07-				55-0087		Ø 19,05	
635 D Eng. M57N306D5 (210kW)	07-				54-0053	Fte	Ø 22,20	Alu
	07-				55-0087		Ø 19,05	
645Ci Eng. N62B44A / N62B44 (245kW)	04-				54-0053	Fte	Ø 22,20	Alu
	1/04-				55-0087		Ø 19,05	
650i Eng. N62B48B (270kW)	05-				54-0053	Fte	Ø 22,20	Alu
	7/05-				55-0087		Ø 19,05	
<b>7 I (E23) 5/77-8/86</b>								
728 Eng. M30B28 (125kW)	3/77-79				55-0020		Ø 19,05	
728 i Eng. M30B28(L-Jetronic) (135kW)	78-7/86				55-0020		Ø 19,05	
730 Eng. M30B30(4A1) (135kW)	3/77-79				55-0020		Ø 19,05	
732 i/733 i Eng. M30B32(Motronic/ 10:1) (145kW)	3/77-7/86				55-0020		Ø 19,05	
735 i Eng. M30B35(Motronic) (141-160kW)	3/77-7/86				55-0020		Ø 19,05	
735 i Eng. M30B35(Motronic/ 8:1,Kat.) (136kW)	3/77-7/86				55-0020		Ø 19,05	
745 i Eng. M30B32(Turbo/ 8:1) (185kW)	80-83				55-0020		Ø 19,05	
745 i Eng. M30B35 (185kW)	83-7/86				55-0020		Ø 19,05	
<b>7 II (E32) 9/86-9/94</b>								
730 i,iL V8 Eng. M60B30 (160kW)	92-94				54-0053	Fte	Ø 22,20	Alu
<b>7 III (E38) 10/94-11/01</b>								
725 TDs Eng. M51D25(Inter.) (105kW)	9/97-9/98				05-0561	Trw	Ø 25,40/20,64	Alu, -DSC
	96-01				05-0517	Trw	Ø 25,40/20,64	Alu, +DSC
	96-01				54-0053	Fte	Ø 22,20	Alu
728 i,iL Eng. M52B28 (142kW)	9/97-9/98				05-0561	Trw	Ø 25,40/20,64	Alu, -DSC
	96-01				05-0517	Trw	Ø 25,40/20,64	Alu, +DSC
	95-01				54-0053	Fte	Ø 22,20	Alu
730 D Eng. M57306D1 (142kW)	00-01				05-0517	Trw	Ø 25,40/20,64	Alu, +DSC
730 D Eng. M57D30 (135kW)	00-01				05-0561	Trw	Ø 25,40/20,64	Alu, -DSC
	98-00				05-0517	Trw	Ø 25,40/20,64	Alu, +DSC
730 i,iL Eng. M60B30 (155-160kW)	98-00				05-0561	Trw	Ø 25,40/20,64	Alu, -DSC
	9/97-9/98				05-0561	Trw	Ø 25,40/20,64	Alu, -DSC
	96-01				05-0517	Trw	Ø 25,40/20,64	Alu, +DSC
735 i,iL Eng. M62B(358S1) (173kW)	94-01				54-0053	Fte	Ø 22,20	Alu
	9/97-9/98				05-0561	Trw	Ø 25,40/20,64	Alu, -DSC
	96-01				05-0517	Trw	Ø 25,40/20,64	Alu, +DSC
740 D Eng. M67D39 (180kW)	96-01				54-0053	Fte	Ø 22,20	Alu
	99-01				05-0517	Trw	Ø 25,40/20,64	Alu, +DSC
	99-01				05-0561	Trw	Ø 25,40/20,64	Alu, -DSC
740 i,iL Eng. M60B40 (210kW)	9/97-9/98				05-0561	Trw	Ø 25,40/20,64	Alu, -DSC
	94-01				05-0517	Trw	Ø 25,40/20,64	Alu, +DSC
	94-01				54-0053	Fte	Ø 22,20	Alu

		Spare Parts	F/R	L/R	METELLI ref.		DIMENSIONS mm.	NOTE
740 i,iL Eng. M62B44 (210kW)	9/97-9/98				<b>05-0561</b>	Trw	Ø 25,40/20,64	Alu, -DSC
	96-01				<b>05-0517</b>	Trw	Ø 25,40/20,64	Alu, +DSC
	96-01				<b>54-0053</b>	Fte	Ø 22,20	Alu
750 i,iL Eng. M73B54 (240kW)	9/97-9/98				<b>05-0561</b>	Trw	Ø 25,40/20,64	Alu, -DSC
	94-01				<b>05-0517</b>	Trw	Ø 25,40/20,64	Alu, +DSC
<b>M5 10/84-12/87</b>								
All models	10/84-12/87				<b>54-0013</b>		Ø 20,64	
<b>X3 (E83) 1/04-</b>								
2.0 D Eng. M47N204D4 (110kW)	04-				<b>05-0546</b>	Trw	Ø 25,40	Alu
	04-				<b>54-0048</b>	Fte	Ø 22,20	Alu
	04-				<b>55-0051</b>	Fte	Ø 19,05	Pla
2.0 i Eng. N46B20A (110kW)	05-				<b>05-0546</b>	Trw	Ø 25,40	Alu
	05-				<b>54-0048</b>	Fte	Ø 22,20	Alu
	05-				<b>55-0051</b>	Fte	Ø 19,05	Pla
2.5 Eng. M54256S5 (141kW)	04-				<b>05-0546</b>	Trw	Ø 25,40	Alu
	04-				<b>54-0048</b>	Fte	Ø 22,20	Alu
	04-				<b>55-0051</b>	Fte	Ø 19,05	Pla
2.5si Eng. N52B25A (160kW)	06-				<b>05-0546</b>	Trw	Ø 25,40	Alu
	06-				<b>54-0048</b>	Fte	Ø 22,20	Alu
	06-				<b>55-0051</b>	Fte	Ø 19,05	Pla
3.0 Eng. M54306S3 (170kW)	04-				<b>05-0546</b>	Trw	Ø 25,40	Alu
	04-				<b>54-0048</b>	Fte	Ø 22,20	Alu
	04-				<b>55-0051</b>	Fte	Ø 19,05	Pla
3.0 D Eng. 306D3 (160kW)	04-				<b>05-0546</b>	Trw	Ø 25,40	Alu
	04-				<b>54-0048</b>	Fte	Ø 22,20	Alu
	04-				<b>55-0051</b>	Fte	Ø 19,05	Pla
3.0 D Eng. M57N306D2 (150kW)	04-				<b>05-0546</b>	Trw	Ø 25,40	Alu
	04-				<b>54-0048</b>	Fte	Ø 22,20	Alu
	04-				<b>55-0051</b>	Fte	Ø 19,05	Pla
3.0 sD Eng. 306D5 (210kW)	06-				<b>05-0546</b>	Trw	Ø 25,40	Alu
	06-				<b>54-0048</b>	Fte	Ø 22,20	Alu
	06-				<b>55-0051</b>	Fte	Ø 19,05	Pla
3.0si Eng. N52B30A (200kW)	06-				<b>05-0546</b>	Trw	Ø 25,40	Alu
	06-				<b>54-0048</b>	Fte	Ø 22,20	Alu
	06-				<b>55-0051</b>	Fte	Ø 19,05	Pla
<b>X5 (E53) 5/00-12/06</b>								
3.0 D Eng. M57306D1 (135kW)	5/01-9/01				<b>05-0517</b>	Trw	Ø 25,40/20,64	Alu, +DSC
	01-03				<b>54-0053</b>	Fte	Ø 22,20	Alu
	5/01-8/01				<b>55-0050</b>	Fte	Ø 19,05	Pla
	9/01-				<b>55-0051</b>	Fte	Ø 19,05	Pla
3.0 D Eng. M57N306D4 (160kW)	03-				<b>05-0566</b>	Trw	Ø 25,40/22,20	Alu, +DSC
	03-06				<b>54-0053</b>	Fte	Ø 22,20	Alu
	03-				<b>55-0051</b>	Fte	Ø 19,05	Pla
3.0 i Eng. M54306S3 (163kW)	00-9/01				<b>05-0517</b>	Trw	Ø 25,40/20,64	Alu, +DSC
	9/01-				<b>05-0566</b>	Trw	Ø 25,40/22,20	Alu, +DSC
	00-06				<b>54-0053</b>	Fte	Ø 22,20	Alu
	00-8/01				<b>55-0050</b>	Fte	Ø 19,05	Pla
	9/01-				<b>55-0051</b>	Fte	Ø 19,05	Pla
3.0 i Eng. M54306S3 (170kW)	00-9/01				<b>05-0517</b>	Trw	Ø 25,40/20,64	Alu, +DSC
	9/01-				<b>05-0566</b>	Trw	Ø 25,40/22,20	Alu, +DSC
	00-06				<b>54-0053</b>	Fte	Ø 22,20	Alu
	00-8/01				<b>55-0050</b>	Fte	Ø 19,05	Pla
	9/01-				<b>55-0051</b>	Fte	Ø 19,05	Pla
4.4 i Eng. M62B44 (210kW)	00-9/01				<b>05-0517</b>	Trw	Ø 25,40/20,64	Alu, +DSC
	9/01-				<b>05-0566</b>	Trw	Ø 25,40/22,20	Alu, +DSC
4.4 i Eng. N62B44A (235kW)	03-				<b>05-0566</b>	Trw	Ø 25,40/22,20	Alu, +DSC
<b>Z1 6/88-6/91</b>								
2.5 Eng. M20B25(Kat.) (125kW)	7/88-6/91				<b>54-0013</b>		Ø 20,64	
<b>Z3 (E36) 10/95-1/03</b>								
1.8 Eng. M43B18 (85kW)	1/96-8/98				<b>05-0382</b>	Ate	Ø 23,81/20,64	Alu, +ABS, -ASC
	1/96-8/98				<b>54-0027</b>	Fte	Ø 20,64	Alu
	1/96-8/98				<b>55-0033</b>	Fte	Ø 19,05	
1.9 Eng. M43194E1 (85kW)	99-				<b>05-0382</b>	Ate	Ø 23,81/20,64	Alu, +ABS, -ASC
	99-				<b>54-0027</b>	Fte	Ø 20,64	Alu















		Spare Parts	F/R	L/R	METELLI ref.		DIMENSIONS mm.	NOTE
1.9 Eng. M43194E1 (85kW)	99-03				<b>54-0053</b>	Fte	Ø 22,20	Alu
	99-				<b>55-0033</b>	Fte	Ø 19,05	
1.9 Eng. M43B19 (87kW)	98-				<b>05-0382</b>	Ate	Ø 23,81/20,64	Alu, +ABS, -ASC
	98-				<b>54-0027</b>	Fte	Ø 20,64	Alu
	98-03				<b>54-0053</b>	Fte	Ø 22,20	Alu
	98-				<b>55-0033</b>	Fte	Ø 19,05	
1.9 Eng. M44B19 (103kW)	1/96-				<b>05-0382</b>	Ate	Ø 23,81/20,64	Alu, +ABS, -ASC
	1/96-3/99				<b>54-0027</b>	Fte	Ø 20,64	Alu
	1/96-3/99				<b>55-0033</b>	Fte	Ø 19,05	
2.0 Eng. M52B(206S3)Vanos (110kW)	4/99-				<b>05-0382</b>	Ate	Ø 23,81/20,64	Alu, +ABS, -ASC
	99-03				<b>54-0053</b>	Fte	Ø 22,20	Alu
2.2 Eng. M54226S1/ M54B22 (125kW)	8/00-				<b>05-0382</b>	Ate	Ø 23,81/20,64	Alu, +ABS, -ASC
	00-03				<b>54-0053</b>	Fte	Ø 22,20	Alu
2.8, Coupe Eng. M52B28 (141kW)	4/97-6/00				<b>05-0382</b>	Ate	Ø 23,81/20,64	Alu, +ABS, -ASC
	4/97-6/00				<b>54-0027</b>	Fte	Ø 20,64	
	1/99-00				<b>54-0053</b>	Fte	Ø 22,20	Alu
	4/97-6/00				<b>55-0033</b>	Fte	Ø 19,05	
3.0, Coupe Eng. M54306S3 (170kW)	00-				<b>05-0382</b>	Ate	Ø 23,81/20,64	Alu, +ABS, -ASC
	00-03				<b>54-0053</b>	Fte	Ø 22,20	Alu
M3 3.2, Coupe Eng. S50B32 (236kW)	97-01				<b>54-0053</b>	Fte	Ø 22,20	Alu
	97-02				<b>55-0033</b>		Ø 19,05	
M3 3.2, Coupe Eng. S54B32(326S4) (239kW)	01-03				<b>54-0053</b>	Fte	Ø 22,20	Alu
<b>Z4 I (E85, 86) 2/03-2/09</b>								
2.0 i Eng. N46B20A (110kW)	05-				<b>54-0048</b>	Fte	Ø 22,20	Alu
	05-				<b>55-0051</b>	Fte	Ø 19,05	Pla
2.2 i Eng. M54226S1 (125kW)	03-				<b>54-0048</b>	Fte	Ø 22,20	Alu
	03-				<b>55-0051</b>	Fte	Ø 19,05	Pla
2.5 i Eng. M54256S5 (141kW)	03-				<b>54-0048</b>	Fte	Ø 22,20	Alu
	03-				<b>55-0051</b>	Fte	Ø 19,05	Pla
2.5 i Eng. N52B25A (130kW)	06-				<b>54-0048</b>	Fte	Ø 22,20	Alu
	06-				<b>55-0051</b>	Fte	Ø 19,05	Pla
2.5 si Eng. N52B25A (160kW)	06-				<b>54-0048</b>	Fte	Ø 22,20	Alu
	06-				<b>55-0051</b>	Fte	Ø 19,05	Pla
3.0 i Eng. M54306S3 (170kW)	03-				<b>54-0048</b>	Fte	Ø 22,20	Alu
	03-				<b>55-0051</b>	Fte	Ø 19,05	Pla
3.0 si, Coupé Eng. N52B30A (195kW)	06-				<b>54-0048</b>	Fte	Ø 22,20	Alu
	06-				<b>55-0051</b>	Fte	Ø 19,05	Pla
<b>Z8 (E36) 6/00-6/03</b>								
5.0 Eng. S38B49 (294kW)	00-03				<b>54-0053</b>	Fte	Ø 22,20	Alu
	00-2/01				<b>55-0050</b>	Fte	Ø 19,05	Pla
	3/01-				<b>55-0051</b>	Fte	Ø 19,05	Pla

## CESAB (Carelli Elevatori)

<b>KD 20, 25</b>								
-			R		<b>04-0919</b>		Ø 25,40	

## CHEVROLET

<b>Aveo I 5/05-4/08</b>								
1.2 Eng. B12S1 (53kW)	06-		R		<b>04-0298</b>		Ø 19,05	
	06-				<b>05-0707</b>		Ø 22,20	Alu, +ABS
1.4 16v Eng. F14D3 (69kW)	06-		R		<b>04-0298</b>		Ø 19,05	
	06-				<b>05-0707</b>		Ø 22,20	Alu, +ABS
<b>Aveo II 4/08-</b>								
1.2 Eng. B12D1 (62kW)	08-		R		<b>04-0298</b>		Ø 19,05	
1.4 Eng. F14D4 (74kW)	08-		R		<b>04-0298</b>		Ø 19,05	
<b>Kalos 3/05-</b>								
1.2 Eng. B12S1 (53kW)	05-		R		<b>04-0298</b>		Ø 19,05	
	05-				<b>05-0707</b>		Ø 22,20	Alu, +ABS
1.4 16v Eng. F14D3 (69kW)	05-		R		<b>04-0298</b>		Ø 19,05	
	05-				<b>05-0707</b>		Ø 22,20	Alu, +ABS
1.4 16v Eng. F14S3 (61kW)	05-		R		<b>04-0298</b>		Ø 19,05	
	05-				<b>05-0707</b>		Ø 22,20	Alu, +ABS

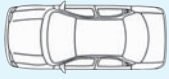



















		Spare Parts	F/R	L/R	METELLI ref.		DIMENSIONS mm.	NOTE
<b>Lacetti 3/05-</b>								
1.4 16v Eng. F14D3 (70kW)	05-				05-0723		Ø 22,20	Alu, +ESP
	05-				05-0722		Ø 22,20	Alu, -ESP
1.6 Eng. F16D3 (80kW)	05-				05-0723		Ø 22,20	Alu, +ESP
	05-				05-0722		Ø 22,20	Alu, -ESP
1.8 Eng. T18SED (90kW)	05-				05-0723		Ø 22,20	Alu, +ESP
	05-				05-0722		Ø 22,20	Alu, -ESP
2.0 D Eng. Z20DM (89kW)	07-				05-0723		Ø 22,20	Alu, +ESP
	07-				05-0722		Ø 22,20	Alu, -ESP
<b>Matiz 3/05-</b>								
0.8 Eng. F8CV (38kW)	05-		R		04-0767		Ø 17,46	
1.0 Eng. B10S1 (49kW)	05-		R		04-0767		Ø 17,46	

CHRYSLER






<b>Voyager I (ES) 8/84-9/95</b>								
2.5 i Eng. K (74kW)	8/90-8/93		R		04-0865		Ø 20,64	-ABS
2.5 i Eng. K00 (72kW)	84-95		R		04-0865		Ø 20,64	-ABS
2.5 TD Eng. 09B/ M00 (87kW)	92-95		R		04-0865		Ø 20,64	-ABS
3.0 i Eng. 6G72/ 300 (108kW)	84-95		R		04-0865		Ø 20,64	-ABS
3.3 i, AWD Eng. EGA (110kW)	8/90-8/93		R		04-0865		Ø 20,64	-ABS
3.3 i, AWD Eng. R00 (120kW)	8/90-8/93		R		04-0865		Ø 20,64	-ABS
<b>Voyager II (GS) 1/95-3/01</b>								
2.0 i Eng. C00 (98kW)	95-8/99		R		04-0849		Ø 19,05	
	95-01				05-0582		Ø 23,81	Alu, -TC
2.4 i, AWD Eng. B00 / EDZ (111kW)	95-8/99		R		04-0849		Ø 19,05	
	95-01				05-0582		Ø 23,81	Alu, -TC
2.5 TD Eng. 425CLIRS-X (85kW)	95-8/99		R		04-0849		Ø 19,05	
	96-99		R		04-0867		Ø 20,64	Usa, Dodge
	95-01				05-0582		Ø 23,81	Alu, -TC
3.0 Eng. EFA (112kW)	95-8/99		R		04-0849		Ø 19,05	
	95-01				05-0582		Ø 23,81	Alu, -TC
3.3 i Eng. R00 (116kW)	95-8/99		R		04-0849		Ø 19,05	
	95-01				05-0582		Ø 23,81	Alu, -TC
3.3 i 4WD Eng. EGA (116kW)	95-8/99		R		04-0849		Ø 19,05	
	95-01				05-0582		Ø 23,81	Alu, -TC
3.8 i AWD Eng. L00 / EGH (122-131kW)	95-8/99		R		04-0849		Ø 19,05	
	95-01				05-0582		Ø 23,81	Alu, -TC
<b>Voyager III (RG) 2/00-</b>								
2.4 Eng. EDZ (108kW)	00-				05-0580		Ø 26,99	Alu
2.5 CRD Eng. ENC/ ENJ (105kW)	00-				05-0580		Ø 26,99	Alu
2.8 CRD Eng. ENR (110kW)	04-				05-0580		Ø 26,99	Alu
3.3, AWD Eng. EGA (128kW)	00-				05-0580		Ø 26,99	Alu
3.8, AWD Eng. EGH (160kW)	00-				05-0580		Ø 26,99	Alu

CHRYSLER (USA)

<b>Laser</b>								
All models	84-86		R		04-0281		Ø 14,28	
<b>Le Baron</b>								
All models	1/91-93		R		04-0196		Ø 15,87	HDB
<b>Le Baron GTS</b>								
All models	1/91-12/91		R		04-0196		Ø 15,87	
<b>New Yorker</b>								
All models	83-88		R		04-0281		Ø 14,28	Turbo 1988
	88-89		R		04-0196		Ø 15,87	Exc. Turbo
<b>New Yorker Landau</b>								
All models	88-89		R		04-0196		Ø 15,87	Exc. Turbo
<b>Sebring</b>								
Convertible	95-96		R		04-0196		Ø 15,87	
<b>Town &amp; Country</b>								
All models	90-95		R		04-0753		Ø 19,05	
<b>Voyager</b>								
All models	84-95		R		04-0753		Ø 19,05	
<b>400</b>								
All models	82-83		R		04-0196		Ø 15,87	
<b>600</b>								
All models	83-88		R		04-0281		Ø 14,28	2/4p

			Spare Parts	F/R	L/R	METELLI ref.		DIMENSIONS mm.	NOTE
<b>Aries</b>									
All models	81-89			R		04-0196		Ø 15,87	
	83-87			R		04-0281		Ø 14,28	HDB
<b>Caravan</b>									
All models	84-95			R		04-0753		Ø 19,05	
<b>Challenger</b>									
All models	81-83			R	L	04-0192		Ø 20,64	
	81-83			R	R	04-0193		Ø 20,64	
<b>Colt</b>									
1.5	79-90			R		04-0132		Ø 19,05	Exc. SW, 2/4p
	75-79			R	L	04-0133		Ø 19,05	2/4p
	75-79			R	R	04-0134		Ø 19,05	2/4p
1.6	79-90			R		04-0132		Ø 19,05	Exc. SW, 2/4p
	75-91			R	L	04-0133		Ø 19,05	2/4p
	75-91			R	R	04-0134		Ø 19,05	2/4p
2.0	85-91			R	L	04-0133		Ø 19,05	
	85-91			R	R	04-0134		Ø 19,05	
<b>Dart</b>									
6-8 Cyl.	70-76			R		04-0272		Ø 20,64	9Inch Brake
<b>Daytona</b>									
All models	84-88			R		04-0281		Ø 14,28	
	90-93			R		04-0196		Ø 15,87	
<b>Dynasty</b>									
All models	88-89			R		04-0196		Ø 15,87	
<b>Lancer</b>									
All models	85-88			R		04-0196		Ø 15,87	
<b>Mini Rma Van</b>									
All models	84-88			R		04-0753		Ø 19,05	
<b>Neon</b>									
All models	95-96			R		04-0196		Ø 15,87	
<b>Omni</b>									
All models	78-90			R		04-0196		Ø 15,87	Exc. Shelby Charger, GLH 84-87
	84-87			R		04-0281		Ø 14,28	Only Shelby Charger, GLH
<b>Shadow</b>									
All models	87-94			R		04-0196		Ø 15,87	
<b>Spirit</b>									
All models	1/89-12/89			R		04-0196		Ø 15,87	
<b>Vista</b>									
1.6	85-91			R	L	04-0133		Ø 19,05	
	85-91			R	R	04-0134		Ø 19,05	
2.0	85-91			R	L	04-0133		Ø 19,05	
	85-91			R	R	04-0134		Ø 19,05	

## CHRYSLER (USA) DODGE TRUCK

<b>AD100 - AD150</b>									
All models	84-89			R	L	04-0736		Ø 25,40	12Inch Brake
	84-89			R	R	04-0737		Ø 25,40	12Inch Brake
<b>B100 - 150 - 200 - 250 - 300 - 350 - 400</b>									
All models	78-00			R	L	04-0736		Ø 25,40	12Inch Brake
	78-00			R	R	04-0737		Ø 25,40	12Inch Brake
<b>D100 - 150 - 200 - 250 - 300 - 350 - 400 - 450</b>									
All models	69-93			R	L	04-0736		Ø 25,40	12Inch Brake
	69-93			R	R	04-0737		Ø 25,40	12Inch Brake
<b>D50 - Ram 50</b>									
All models	79-86			R	L	04-0447		Ø 20,64	
	79-86			R	R	04-0446		Ø 20,64	
<b>Dakota</b>									
All models	86-99			R		04-0753		Ø 19,05	

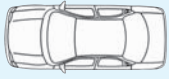








			Spare Parts	F/R	L/R	METELLI ref.		DIMENSIONS mm.	NOTE
All models				R	L	04-0736		Ø 25,40	11Inch Brake
				R	R	04-0737		Ø 25,40	11Inch Brake
<b>Durago</b>									
All models				R	L	04-0736		Ø 25,40	
				R	R	04-0737		Ø 25,40	
<b>M300 - 400</b>									
All models				R	L	04-0736		Ø 25,40	12Inch Brake
				R	R	04-0737		Ø 25,40	12Inch Brake
<b>Plymouth Truck</b>									
PB 300 1 Ton				R	L	04-0287		Ø 22,20	
				R	R	04-0288		Ø 22,20	
<b>Plymouth Truck Voyager</b>									
All models				R		04-0271		Ø 19,05	
<b>Raider</b>									
All models				R	L	04-0447		Ø 20,64	
				R	R	04-0446		Ø 20,64	
<b>Ram 1500 - 2500</b>									
All models				R		04-0752		Ø 23,81	
<b>Rampage</b>									
All models				R		04-0196		Ø 15,87	
<b>W100 - 150 - 200 - 250 - 300 - 350 - 400</b>									
All models				R	L	04-0736		Ø 25,40	12Inch Brake
				R	R	04-0737		Ø 25,40	12Inch Brake

CHRYSLER (USA) IHC TRUCK













<b>AD100 - AD150</b>									
All models				R	L	04-0736		Ø 25,40	12Inch Brake
				R	R	04-0737		Ø 25,40	12Inch Brake
<b>Scout - Scout II</b>									
All models				R	L	04-0736		Ø 25,40	
				R	R	04-0737		Ø 25,40	
<b>Serie 90</b>									
All models				R	L	04-0736		Ø 25,40	Only Version C900 63-64
				R	R	04-0737		Ø 25,40	Only Version C900 63-64
<b>Serie Metro</b>									
CM 75, 80, 85				R	L	04-0736		Ø 25,40	
				R	R	04-0737		Ø 25,40	

CHRYSLER (USA) JEEP




<b>Cherokee</b>									
All models				R		04-0291		Ø 23,81	
				R		04-0753		Ø 19,05	
				R	L	04-0289		Ø 23,81	+AA
				R	L	04-0287		Ø 22,20	
				R	R	04-0290		Ø 23,81	+AA
				R	R	04-0288		Ø 22,20	
<b>Comanche</b>									
All models				R		04-0753		Ø 19,05	
				R	L	04-0287		Ø 22,20	HDB
				R	R	04-0288		Ø 22,20	HDB
<b>Dispatcher</b>									
All models				R	L	04-0289		Ø 23,81	
				R	R	04-0290		Ø 23,81	
<b>Grand Cherokee</b>									
All models				R		04-0291		Ø 23,81	
				R		04-0753		Ø 19,05	
				R	L	04-0289		Ø 23,81	+AA
				R	L	04-0287		Ø 22,20	
				R	R	04-0290		Ø 23,81	+AA
				R	R	04-0288		Ø 22,20	
<b>Jeepster Commando</b>									
All models				R	L	04-0289		Ø 23,81	
				R	R	04-0290		Ø 23,81	

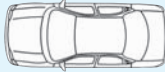




















			Spare Parts	F/R	L/R	METELLI ref.		DIMENSIONS mm.	NOTE
<b>Liberty</b>									
All models	-02		R			04-0797		Ø 20,64	
<b>Serie CJ - Universal 4x4</b>									
All models	72-75		R	L		04-0289		Ø 23,81	
	76-86		R	L		04-0287		Ø 22,20	Exc. 10Inch
	72-75		R	R		04-0290		Ø 23,81	
	76-86		R	R		04-0288		Ø 22,20	Exc. 10Inch
<b>Serie J10, J20</b>									
All models	74-88		R			04-0291		Ø 23,81	Exc. Model 27
	78-88		R			04-0292		Ø 25,40	
	72-73		R	L		04-0289		Ø 23,81	+AA
	72-73		R	R		04-0290		Ø 23,81	+AA
<b>Serie YJ</b>									
All models	87-89		R	L		04-0287		Ø 22,20	Exc. 10Inch
	87-89		R	R		04-0288		Ø 22,20	Exc. 10Inch
<b>Wagoneer - Grand Wagoneer</b>									
All models	1/90-12/90		R			04-0753		Ø 19,05	
	74-91		R			04-0291		Ø 23,81	
	71-73		R	L		04-0289		Ø 23,81	+AA
	93-96		R	L		04-0287		Ø 22,20	Exc. 10Inch
	71-73		R	R		04-0290		Ø 23,81	+AA
	93-96		R	R		04-0288		Ø 22,20	Exc. 10Inch
<b>Wrangler</b>									
All models	97-98		R			04-0753		Ø 19,05	
	87-89		R	L		04-0287		Ø 22,20	
	87-89		R	R		04-0288		Ø 22,20	

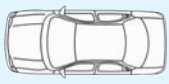




























## CHRYSLER (USA) PLYMOUTH

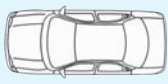






























<b>1 Ton - 3/4 Ton</b>									
All models	78-83		R	L		04-0736		Ø 25,40	12Inch Brake
	78-83		R	R		04-0737		Ø 25,40	12Inch Brake
<b>Acclaim</b>									
All models	1/89-12/89		R			04-0196		Ø 15,87	
<b>Arrow</b>									
All models	76-80		R	L		04-0134		Ø 19,05	
	76-80		R	R		04-0133		Ø 19,05	
<b>Caravelle</b>									
All models	85-88		R			04-0281		Ø 14,28	
<b>Champ</b>									
1.4	79-82		R			04-0132		Ø 19,05	
1.6	79-82		R			04-0132		Ø 19,05	
2.0	79-82		R			04-0132		Ø 19,05	
<b>Horizon - TC3</b>									
All models	78-90		R			04-0196		Ø 15,87	
<b>Neon</b>									
All models	95-97		R			04-0196		Ø 15,87	
<b>Reliant K</b>									
All models	81-89		R			04-0196		Ø 15,87	
	83-87		R			04-0281		Ø 14,28	HDB
<b>Sundance - Shelby Sundance</b>									
All models	87-94		R			04-0196		Ø 15,87	
<b>Valiant - Scamp</b>									
All models	70-76		R			04-0272		Ø 20,64	9Inch Brake

## CITROËN

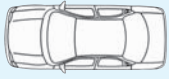


























<b>2 CV 3/63-</b>									
0.4 Eng. A53 (12kW)	7/64-		R			04-0138		Ø 19,05	
0.4 Eng. A79-1(AYA2) (17kW)	2/70-6/70		F			04-0137		Ø 28,60	
	6/70-		F			04-0182		Ø 28,57	
	2/70-6/70		R			04-0070		Ø 17,46	
	6/70-		R			04-0071		Ø 17,46	
	6/70-7/75					05-0037		Ø 19,05	
	7/75-					05-0038		Ø 20,64	

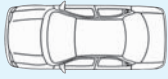


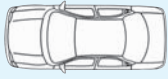

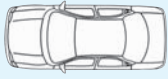

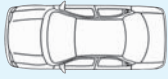

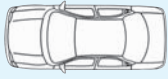

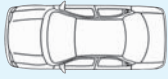

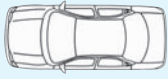

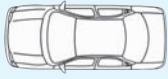

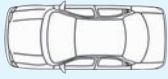

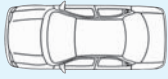

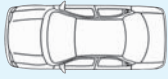

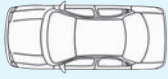

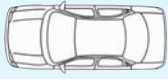

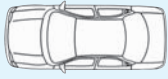

		Spare Parts	F/R	L/R	METELLI ref.		DIMENSIONS mm.	NOTE	
0.6 Eng. A06-635 (21kW)	6/70-		F		04-0182		Ø 28,57		
	6/70-		R		04-0071		Ø 17,46		
	6/70-7/76				05-0037		Ø 19,05		
	7/76-				05-0038		Ø 20,64		
<b>Ami 1/63-12/77</b>									
0.6 Eng. M4(AM) (18kW)	12/63-68		R		04-0070		Ø 17,46		
	4/65-68		R		04-0138		Ø 19,05		
<b>Ax (ZA) 7/84-12/98</b>									
0.95 Eng. CDY(TU9M) (33kW)	86-98		R		04-0371		Ø 19,05	-ABS, 5p	
	86-98		R		04-0601		Ø 20,64	+ABS	
	86-98		R L		04-0429		Ø 19,05	CRCI, -ABS, 3p	
	86-98		R R		04-0430		Ø 19,05	CRCI, -ABS, 3p	
	86-98				05-0206	Bdx	Ø 22,20	+ABS	
	86-98				05-0061	Bdx/Ate	Ø 19,00	-ABS	
	0.95 Eng. CDZ(TU9M) (37kW)		86-98	R		04-0371		Ø 19,05	-ABS, 5p
	86-98		R		04-0601		Ø 20,64	+ABS	
86-98	R L		04-0429		Ø 19,05	CRCI, -ABS, 3p			
86-98	R R		04-0430		Ø 19,05	CRCI, -ABS, 3p			
86-98				05-0206	Bdx	Ø 22,20	+ABS		
86-98				05-0061	Bdx/Ate	Ø 19,00	-ABS		
0.95 E Eng. C3A (30kW)	86-88		R		04-0371		Ø 19,05	-ABS, +Servo, 5p	
	86-88		R		04-0601		Ø 20,64	+ABS	
	86-88		R L		04-0429		Ø 19,05	CRCI, -ABS, -Servo, 3p	
	86-88		R R		04-0430		Ø 19,05	CRCI, -ABS, -Servo, 3p	
	86-88				05-0160		Ø 19,05	-ABS, -Servo	
	86-88				05-0059	Bdx	Ø 20,64	-ABS, +Servo	
	86-88				05-0206	Bdx	Ø 22,20	+ABS	
	86-88				05-0061	Bdx/Ate	Ø 19,00	-ABS, +Servo	
1.1 Eng. H1B (40kW)	9/86-90		R		04-0371		Ø 19,05	-ABS	
	9/86-8/87				05-0059	Bdx	Ø 20,64	-ABS, +Servo	
	9/87-90				05-0061	Bdx/Ate	Ø 19,00	-ABS, +Servo	
	1.1 Eng. HDZ(TU1M) (40kW)		89-97	R		04-0371		Ø 19,05	-ABS, 5p
89-97	R		04-0601		Ø 20,64	+ABS			
89-97	R L		04-0429		Ø 19,05	CRCI, -ABS, 3p			
89-97	R R		04-0430		Ø 19,05	CRCI, -ABS, 3p			
89-97				05-0206	Bdx	Ø 22,20	+ABS		
89-97				05-0061	Bdx/Ate	Ø 19,00	-ABS, 5p		
89-97				05-0061	Bdx/Ate	Ø 19,00	-ABS, +Servo, 3p		
1.1 Kat Eng. HAZ(TU1CP) (40kW)	88-89		R		04-0371		Ø 19,05	-ABS	
	88-89				05-0061	Bdx/Ate	Ø 19,00	-ABS, +Servo	
1.3 Sport Eng. M4A (70kW)	4/87-88		R		04-0371		Ø 19,05	-ABS	
	1/88-				05-0061	Bdx/Ate	Ø 19,00	-ABS, +Servo	
	4/87-1/88				05-0059	Bdx	Ø 20,64	-ABS, +Servo	
1.4 Eng. K1F (49kW)	88-89		R		04-0371		Ø 19,05	-ABS	
	88-89				05-0061	Bdx/Ate	Ø 19,00	-ABS, +Servo	
1.4 Eng. K2A/B (62kW)	5/91-92		R		04-0601		Ø 20,64	+ABS	
	88-92		R		04-0371		Ø 19,05	-ABS	
	5/91-92	R L		04-0429		Ø 19,05	CRCI, -ABS, 3p		
	5/91-92	R R		04-0430		Ø 19,05	CRCI, -ABS, 3p		
	1/88-92				05-0061	Bdx/Ate	Ø 19,00	-ABS, +Servo	
	5/91-92				05-0206	Bdx	Ø 22,20	+ABS	
1.4 Eng. K2A/D (55kW)	91-97		R		04-0371		Ø 19,05	-ABS	
	91-97		R		04-0601		Ø 20,64	+ABS	
	91-97		R L		04-0429		Ø 19,05	CRCI, -ABS, 3p	
	91-97		R R		04-0430		Ø 19,05	CRCI, -ABS, 3p	
	91-97				05-0206	Bdx	Ø 22,20	+ABS	
	91-97				05-0061	Bdx/Ate	Ø 19,00	-ABS, +Servo	
1.4 Eng. KAY(TU3CP) (44kW)	86-88		R		04-0371		Ø 19,05	-ABS	
	1/88-12/88				05-0061	Bdx/Ate	Ø 19,00	-ABS, +Servo	
	86-1/88				05-0059	Bdx	Ø 20,64	-ABS, +Servo	
1.4 Eng. KDX(TU3M-Z) (55kW)	10/87-97		R		04-0371		Ø 19,05	-ABS	
	5/91-97		R		04-0601		Ø 20,64	+ABS	
	5/91-97		R L		04-0429		Ø 19,05	CRCI, -ABS, 3p	
	5/91-97		R R		04-0430		Ø 19,05	CRCI, -ABS, 3p	








































		Spare Parts	F/R	L/R	METELLI ref.		DIMENSIONS mm.	NOTE
1.4 Eng. KDX(TU3M-Z) (55kW)	1/88-97				<b>05-0061</b>	Bdx/Ate	Ø 19,00	-ABS, +Servo
	10/87-1/88				<b>05-0059</b>	Bdx	Ø 20,64	-ABS, +Servo
	5/91-97				<b>05-0206</b>	Bdx	Ø 22,20	+ABS
1.4 4WD Eng. KDY(TU3M) (55kW)	5/91-		R	L	<b>04-0599</b>	Bdx/Ate	Ø 19,05	
	5/91-		R	R	<b>04-0600</b>	Bdx/Ate	Ø 19,05	
	5/91-96				<b>05-0206</b>	Bdx	Ø 22,20	+ABS
	91-96				<b>05-0061</b>	Bdx/Ate	Ø 19,00	-ABS, +Servo
1.4 D Eng. K9A(TUD3) (38kW)	5/91-92		R		<b>04-0601</b>		Ø 20,64	+ABS, 5p
	9/88-91		R		<b>04-0371</b>		Ø 19,05	-ABS
	5/91-92		R	L	<b>04-0429</b>		Ø 19,05	CRCI, -ABS, 3p
	5/91-92		R	R	<b>04-0430</b>		Ø 19,05	CRCI, -ABS, 3p
	88-92				<b>05-0206</b>	Bdx	Ø 22,20	+ABS
	88-92				<b>05-0061</b>	Bdx/Ate	Ø 19,00	-ABS, +Servo
1.4 D Eng. K9Y(TUD3Y) (37kW)	-4/91		R		<b>04-0371</b>		Ø 19,05	-ABS
	5/91-96		R		<b>04-0601</b>		Ø 20,64	+ABS, 5p
	5/91-96		R	L	<b>04-0429</b>		Ø 19,05	CRCI, -ABS, 3p
	5/91-96		R	R	<b>04-0430</b>		Ø 19,05	CRCI, -ABS, 3p
	91-97				<b>05-0206</b>	Bdx	Ø 22,20	+ABS
	91-97				<b>05-0061</b>	Bdx/Ate	Ø 19,00	-ABS, +Servo
1.4 GTi Eng. KFY(TU3FJ2) (66kW)	5/91-96		R		<b>04-0601</b>		Ø 20,64	+ABS
	5/91-96		R	L	<b>04-0567</b>		Ø 19,05	CRCI
	5/91-96		R	R	<b>04-0568</b>		Ø 19,05	CRCI
	5/91-96				<b>05-0059</b>	Bdx	Ø 20,64	-ABS, +Servo
	5/91-96				<b>05-0206</b>	Bdx	Ø 22,20	+ABS
1.4 GTi Eng. KFZ(TU3FJ2) (69-74kW)	5/91-96		R		<b>04-0601</b>		Ø 20,64	+ABS
	5/91-96		R	L	<b>04-0567</b>		Ø 19,05	CRCI
	5/91-96		R	R	<b>04-0568</b>		Ø 19,05	CRCI
	5/91-96				<b>05-0059</b>	Bdx	Ø 20,64	-ABS, +Servo
	5/91-96				<b>05-0206</b>	Bdx	Ø 22,20	+ABS
1.5 D Eng. VJY/VJZ(TUD5) (40-43kW)	94-97		R		<b>04-0601</b>		Ø 20,64	+ABS, 5p
	94-97		R	L	<b>04-0429</b>		Ø 19,05	CRCI, -ABS, 3p
	94-97		R	R	<b>04-0430</b>		Ø 19,05	CRCI, -ABS, 3p
	94-97				<b>05-0206</b>	Bdx	Ø 22,20	+ABS
	94-97				<b>05-0061</b>	Bdx/Ate	Ø 19,00	-ABS, +Servo
<b>Berlingo I (MF) 7/96-</b>								
1.1, i Eng. TU1M/ K, MZ, JP (41-44kW)	7/96-00-		R		<b>04-0650</b>	Luc	Ø 22,00	
	6/00-				<b>05-0362</b>	Bdx	Ø 23,81	Ch -09001, Alu, -ABS
	7/96-6/00				<b>05-0358</b>	Bdx	Ø 23,81	Ch -09001, Alu, +ABS
	7/96-6/00				<b>05-0355</b>	Bdx	Ø 23,81	Alu, +ABS
	7/96-6/00				<b>05-0361</b>	Bdx	Ø 23,81	Alu, -ABS
1.4 Bivalent (48kW)	02-		R		<b>04-0650</b>		Ø 22,00	+ABS, -ESP
	02-				<b>05-0358</b>	Bdx	Ø 23,81	Alu, +ABS, -ESP
	02-				<b>05-0362</b>	Bdx	Ø 23,81	Ch -09001, Alu, -ABS
1.4 i, Bivalent Eng. KFX(TU3JP) (55kW)	7/96-00-		R		<b>04-0650</b>	Luc	Ø 22,00	
	6/00-				<b>05-0362</b>	Bdx	Ø 23,81	Ch -09001, Alu, -ABS
	7/96-6/00				<b>05-0358</b>	Bdx	Ø 23,81	Ch -09001, Alu, +ABS
	7/96-6/00				<b>05-0361</b>	Bdx	Ø 23,81	Alu, -ABS
1.6 16v Eng. NFU(TU5JP4) (80kW)	00-02		R		<b>04-0650</b>		Ø 22,00	
	00-02				<b>05-0355</b>	Bdx	Ø 23,81	Alu, +ABS
	02-				<b>05-0361</b>	Bdx	Ø 23,81	Alu, -ABS
	02-				<b>05-0358</b>	Bdx	Ø 23,81	Alu, +ABS
	02-				<b>05-0362</b>	Bdx	Ø 23,81	Ch -09001, Alu, -ABS
1.6 HDi Eng. DV6ATED4 (66kW)	05-				<b>05-0738</b>	Bosch	Ø 23,81	Alu, +ABS, +ESP
	05-		R		<b>04-0650</b>		Ø 22,00	+ABS, -ESP
	05-				<b>05-0358</b>	Bdx	Ø 23,81	Alu, +ABS, -ESP
	05-				<b>05-0362</b>	Bdx	Ø 23,81	Ch -09001, Alu, -ABS
1.6 HDi Eng. DV6B (55kW)	05-				<b>05-0738</b>	Bosch	Ø 23,81	Alu, +ABS, +ESP
	05-		R		<b>04-0650</b>		Ø 22,00	+ABS, -ESP
	05-				<b>05-0358</b>	Bdx	Ø 23,81	Alu, +ABS, -ESP
1.8 D Eng. A9A(XUD7) (43kW)	05-				<b>05-0362</b>	Bdx	Ø 23,81	Ch -09001, Alu, -ABS
	6/00-		R		<b>04-0650</b>	Luc	Ø 22,00	
	6/00-				<b>05-0358</b>	Bdx	Ø 23,81	Ch -09001, Alu, +ABS











































		Spare Parts	F/R	L/R	METELLI ref.		DIMENSIONS mm.	NOTE
1.8 D Eng. A9A(XUD7) (43kW)	7/98-6/00				<b>05-0355</b>	Bdx	Ø 23,81	Alu, +ABS
	7/98-6/00				<b>05-0361</b>	Bdx	Ø 23,81	Alu, -ABS
1.8i Eng. LFX(XU7JB) (66kW)	97-00		R		<b>04-0650</b>	Luc	Ø 22,00	
	97-6/00				<b>05-0362</b>	Bdx	Ø 23,81	Ch -09001, Alu, -ABS
	97-9/98				<b>05-0361</b>	Bdx	Ø 23,81	Alu, -ABS
					<b>05-0355</b>	Bdx	Ø 23,81	Alu, +ABS
1.9 D Eng. DJY(XUD9A) (50kW)	7/96-00		R		<b>04-0650</b>	Luc	Ø 22,00	
	6/00-				<b>05-0362</b>	Bdx	Ø 23,81	Ch -09001, Alu, -ABS
	7/96-6/00				<b>05-0358</b>	Bdx	Ø 23,81	Ch -09001, Alu, +ABS
	7/96-6/00				<b>05-0355</b>	Bdx	Ø 23,81	Alu, +ABS
	7/96-6/00				<b>05-0361</b>	Bdx	Ø 23,81	Alu, -ABS
1.9 D, 4WD Eng. WJY(DW8B)/ WJZ(DW8) (51kW)	98-00		R		<b>04-0650</b>	Luc	Ø 22,00	
	6/00-				<b>05-0362</b>	Bdx	Ø 23,81	Ch -09001, Alu, -ABS
	98-02				<b>05-0358</b>	Bdx	Ø 23,81	Ch -09001, Alu, +ABS
	98-6/00				<b>05-0631</b>	Ate	Ø 23,81	Alu, -ABS
	98-6/00				<b>05-0355</b>	Bdx	Ø 23,81	Alu, +ABS
2.0 HDi Eng. RHY(DW10TD) (66kW)	12/99-00		R		<b>04-0650</b>	Luc	Ø 22,00	
	12/99-6/00				<b>05-0362</b>	Bdx	Ø 23,81	Ch -09001, Alu, -ABS
	12/99-6/00				<b>05-0355</b>	Bdx	Ø 23,81	Alu, +ABS
	6/00-				<b>05-0361</b>	Bdx	Ø 23,81	Alu, -ABS
	6/00-02				<b>05-0358</b>	Bdx	Ø 23,81	Ch -09001, Alu, +ABS
electrique (16kW)	00-		R		<b>04-0650</b>	Luc	Ø 22,00	
	00-				<b>05-0362</b>	Bdx	Ø 23,81	Ch -09001, Alu, -ABS
	6/00-				<b>05-0358</b>	Bdx	Ø 23,81	Ch -09001, Alu, +ABS
<b>C1 6/05-</b>								
1.0 Eng. 1KR-FE (50kW)	6/05-		R		<b>04-0939</b>	Bosch	Ø 17,46	Alu
	05-				<b>05-0691</b>	Bosch	Ø 20,64	Alu
1.4 HDi Eng. DV4D (40kW)	6/05-		R		<b>04-0939</b>	Bosch	Ø 17,46	Alu
	05-				<b>05-0691</b>	Bosch	Ø 20,64	Alu
<b>C2 9/03-</b>								
1.1 Eng. HFX(TU1JP) (44kW)	9/03-03		R		<b>04-0704</b>	Luc	Ø 20,64	Alu, +ABS
	9/03-03		R		<b>04-0914</b>	Bosch	Ø 20,64	Alu, +ABS
	9/03-03		R	L	<b>04-0809</b>	Luc	Ø 19,05	CRCI, -ABS
	9/03-03		R	R	<b>04-0810</b>	Luc	Ø 19,05	CRCI, -ABS
	03-05				<b>05-0597</b>	Bosch	Ø 22,20	Ch -10800, Alu, -ABS
	03-05				<b>05-0422</b>	Luc	Ø 20,64	Ch -10800, Alu, -ABS
	03-05				<b>05-0437</b>	Luc	Ø 22,20	Ch -10800, Alu, +ABS, +ESP
	03-05				<b>05-0423</b>	Luc	Ø 22,20	Ch -10800, Alu, +ABS, -ESP
	06-				<b>05-0693</b>	Luc	Ø 22,20	Ch 10801-, Alu, +ABS, +ESP
	06-				<b>05-0692</b>	Luc	Ø 22,20	Ch 10801-, Alu, +ABS, -ESP
	03-				<b>54-0047</b>	Fte	Ø 19,05	Pla
	9/03-				<b>55-0070</b>		Ø 15,87	
	1.4 Eng. KFV(TU3JP) (54kW)	9/03-03		R		<b>04-0914</b>	Bosch	Ø 20,64
9/03-03			R		<b>04-0704</b>	Luc	Ø 20,64	Alu, +ABS
9/03-03			R	L	<b>04-0809</b>	Luc	Ø 19,05	CRCI, -ABS
9/03-03			R	R	<b>04-0810</b>	Luc	Ø 19,05	CRCI, -ABS
03-05					<b>05-0597</b>	Bosch	Ø 22,20	Ch -10800, Alu, -ABS
03-05					<b>05-0422</b>	Luc	Ø 20,64	Ch -10800, Alu, -ABS
03-05					<b>05-0437</b>	Luc	Ø 22,20	Ch -10800, Alu, +ABS, +ESP
03-05					<b>05-0423</b>	Luc	Ø 22,20	Ch -10800, Alu, +ABS, -ESP
06-					<b>05-0693</b>	Luc	Ø 22,20	Ch 10801-, Alu, +ABS, +ESP
06-					<b>05-0692</b>	Luc	Ø 22,20	Ch 10801-, Alu, +ABS, -ESP
03-					<b>54-0047</b>	Fte	Ø 19,05	Pla
9/03-					<b>55-0070</b>		Ø 15,87	
1.4 16v Eng. KFV(ET3J4) (65kW)		06-		R		<b>04-0914</b>	Bosch	Ø 20,64
	06-		R		<b>04-0704</b>	Luc	Ø 20,64	Alu
	06-				<b>05-0693</b>	Luc	Ø 22,20	Ch 10801-, Alu, +ABS, +ESP
	06-				<b>05-0692</b>	Luc	Ø 22,20	Ch 10801-, Alu, +ABS, -ESP
	06-				<b>54-0047</b>	Fte	Ø 19,05	Pla
	6/06-				<b>55-0070</b>		Ø 15,87	
1.4 HDi Eng. DV4TD (50kW)	9/03-		R		<b>04-0914</b>	Bosch	Ø 20,64	Alu
	9/03-		R		<b>04-0704</b>	Luc	Ø 20,64	Alu, +ABS

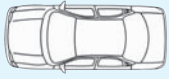































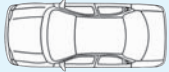








































		Spare Parts	F/R	L/R	METELLI ref.		DIMENSIONS mm.	NOTE	
1.4 HDi Eng. DV4TD (50kW)	9/03-		R	L	<b>04-0809</b>	Luc	Ø 19,05	CRCI, -ABS	
	9/03-		R	R	<b>04-0810</b>	Luc	Ø 19,05	CRCI, -ABS	
	03-05				<b>05-0597</b>	Bosch	Ø 22,20	Ch -10800, Alu, -ABS	
	03-05				<b>05-0422</b>	Luc	Ø 20,64	Ch -10800, Alu, -ABS	
	03-05				<b>05-0437</b>	Luc	Ø 22,20	Ch -10800, Alu, +ABS, +ESP	
	03-05				<b>05-0423</b>	Luc	Ø 22,20	Ch -10800, Alu, +ABS, -ESP	
	06-				<b>05-0693</b>	Luc	Ø 22,20	Ch 10801-, Alu, +ABS, +ESP	
	06-				<b>05-0692</b>	Luc	Ø 22,20	Ch 10801-, Alu, +ABS, -ESP	
	03-					<b>54-0047</b>	Fte	Ø 19,05	Pla
	9/03-					<b>55-0070</b>		Ø 15,87	
1.6 16v Eng. NFU(TU5JP4) (80kW)	9/03-		R		<b>04-0704</b>	Luc	Ø 20,64	Alu, +ABS	
	9/03-		R	L	<b>04-0809</b>	Luc	Ø 19,05	CRCI, -ABS	
	9/03-		R	R	<b>04-0810</b>	Luc	Ø 19,05	CRCI, -ABS	
	03-05				<b>05-0597</b>	Bosch	Ø 22,20	Ch -10800, Alu, -ABS	
	03-05				<b>05-0422</b>	Luc	Ø 20,64	Ch -10800, Alu, -ABS	
	03-05				<b>05-0437</b>	Luc	Ø 22,20	Ch -10800, Alu, +ABS, +ESP	
	03-05				<b>05-0423</b>	Luc	Ø 22,20	Ch -10800, Alu, +ABS, -ESP	
	06-				<b>05-0693</b>	Luc	Ø 22,20	Ch 10801-, Alu, +ABS, +ESP	
	06-				<b>05-0692</b>	Luc	Ø 22,20	Ch 10801-, Alu, +ABS, -ESP	
	03-					<b>54-0047</b>	Fte	Ø 19,05	Pla
9/03-				<b>55-0070</b>		Ø 15,87			
1.6 HDi Eng. DV6TED4 (80kW)	9/05-12/05				<b>05-0597</b>	Bosch	Ø 22,20	Ch -10800, Alu, -ABS	
	9/05-12/05				<b>05-0422</b>	Luc	Ø 20,64	Ch -10800, Alu, -ABS	
	9/05-12/05				<b>05-0437</b>	Luc	Ø 22,20	Ch -10800, Alu, +ABS, +ESP	
	9/05-12/05				<b>05-0423</b>	Luc	Ø 22,20	Ch -10800, Alu, +ABS, -ESP	
	06-				<b>05-0693</b>	Luc	Ø 22,20	Ch 10801-, Alu, +ABS, +ESP	
	06-				<b>05-0692</b>	Luc	Ø 22,20	Ch 10801-, Alu, +ABS, -ESP	
1.6 VTS Eng. TU5JP4S (90kW)	06-		R		<b>04-0704</b>	Luc	Ø 20,64	Alu, +ABS	
	1/05-12/05				<b>05-0597</b>	Bosch	Ø 22,20	Ch -10800, Alu, -ABS	
	1/05-12/05				<b>05-0422</b>	Luc	Ø 20,64	Ch -10800, Alu, -ABS	
	1/05-12/05				<b>05-0437</b>	Luc	Ø 22,20	Ch -10800, Alu, +ABS, +ESP	
	1/05-12/05				<b>05-0423</b>	Luc	Ø 22,20	Ch -10800, Alu, +ABS, -ESP	
	06-				<b>05-0693</b>	Luc	Ø 22,20	Ch 10801-, Alu, +ABS, +ESP	
	06-				<b>05-0692</b>	Luc	Ø 22,20	Ch 10801-, Alu, +ABS, -ESP	
	05-					<b>54-0047</b>	Fte	Ø 19,05	Pla
1/05-				<b>55-0070</b>		Ø 15,87			
<b>C3 2/02-</b>									
1.1 Eng. HFX(TU1JP) (44kW)	2/02-		R		<b>04-0827</b>	Luc	Ø 20,64	Alu, +ABS	
	02-		R		<b>04-0914</b>	Bosch	Ø 20,64	Alu, +ABS	
	2/02-		R	L	<b>04-0809</b>	Luc	Ø 19,05	CRCI, -ABS	
	2/02-		R	R	<b>04-0810</b>	Luc	Ø 19,05	CRCI, -ABS	
	02-				<b>05-0597</b>	Bosch	Ø 22,20	Alu, +ABS	
	2/02-				<b>05-0422</b>	Luc	Ø 20,64	Alu, -ABS	
	2/02-				<b>05-0437</b>	Luc	Ø 22,20	Alu, +ABS, +ESP	
	2/02-				<b>05-0423</b>	Luc	Ø 22,20	Alu, +ABS, -ESP	
	02-					<b>54-0047</b>	Fte	Ø 19,05	Pla
	2/02-					<b>55-0070</b>		Ø 15,87	
1.4 Eng. KFV(TU3JP) (54kW)	2/02-		R		<b>04-0827</b>	Luc	Ø 20,64	Alu, +ABS	
	02-		R		<b>04-0914</b>	Bosch	Ø 20,64	Alu, +ABS	
	2/02-		R	L	<b>04-0809</b>	Luc	Ø 19,05	CRCI, -ABS	
	2/02-		R	R	<b>04-0810</b>	Luc	Ø 19,05	CRCI, -ABS	
	02-				<b>05-0597</b>	Bosch	Ø 22,20	Alu, +ABS	
	2/02-				<b>05-0422</b>	Luc	Ø 20,64	Alu, -ABS	
	2/02-				<b>05-0437</b>	Luc	Ø 22,20	Alu, +ABS, +ESP	
	2/02-				<b>05-0423</b>	Luc	Ø 22,20	Alu, +ABS, -ESP	
02-				<b>54-0047</b>	Fte	Ø 19,05	Pla		
2/02-				<b>55-0070</b>		Ø 15,87			
1.4 16v Eng. KFU(ET3J4) (65kW)	03-		R		<b>04-0914</b>	Bosch	Ø 20,64	Alu, +ABS	
	03-				<b>05-0597</b>	Bosch	Ø 22,20	Alu, +ABS	
	03-				<b>54-0047</b>	Fte	Ø 19,05	Pla	
	12/03-				<b>55-0070</b>		Ø 15,87		
1.4 HDi Eng. DV4TD (50kW)	2/02-		R		<b>04-0827</b>	Luc	Ø 20,64	Alu, +ABS	
	02-		R		<b>04-0914</b>	Bosch	Ø 20,64	Alu, +ABS	

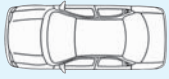















			Spare Parts	F/R	L/R	METELLI ref.		DIMENSIONS mm.	NOTE
1.4 HDi Eng. DV4TD (50kW)			2/02-	R	L	04-0809	Luc	Ø 19,05	CRCI, -ABS
					R	04-0810	Luc	Ø 19,05	CRCI, -ABS
						05-0597	Bosch	Ø 22,20	Alu, +ABS
						05-0422	Luc	Ø 20,64	Alu, -ABS
						05-0437	Luc	Ø 22,20	Alu, +ABS, +ESP
						05-0423	Luc	Ø 22,20	Alu, +ABS, -ESP
						54-0047	Fte	Ø 19,05	Pla
1.4 HDi Eng. DV4TED4 (66kW)			2/02-			05-0597	Bosch	Ø 22,20	Alu, +ABS
						05-0422	Luc	Ø 20,64	Alu, -ABS
						05-0437	Luc	Ø 22,20	Alu, +ABS, +ESP
						05-0423	Luc	Ø 22,20	Alu, +ABS, -ESP
						54-0046	Fte	Ø 19,05	Pla
						55-0047	Fte	Ø 15,87	Pla, LHD
1.6 16v Eng. NFU(TU5JP4) (80kW)			2/02-			05-0597	Bosch	Ø 22,20	Alu, +ABS
						05-0422	Luc	Ø 20,64	Alu, -ABS
						05-0437	Luc	Ø 22,20	Alu, +ABS, +ESP
						05-0423	Luc	Ø 22,20	Alu, +ABS, -ESP
						54-0047	Fte	Ø 19,05	Pla
1.6 HDi Eng. DV6ATED4 (66kW)			2/02-			05-0597	Bosch	Ø 22,20	Alu, +ABS
						05-0422	Luc	Ø 20,64	Alu, -ABS
						05-0437	Luc	Ø 22,20	Alu, +ABS, +ESP
						05-0423	Luc	Ø 22,20	Alu, +ABS, -ESP
						54-0046	Fte	Ø 19,05	Pla
						55-0047	Fte	Ø 15,87	Pla, LHD
1.6 HDi 16v Eng. DV6TED4 (80kW)			2/02-			05-0597	Bosch	Ø 22,20	Alu, +ABS
						05-0422	Luc	Ø 20,64	Alu, -ABS
						05-0437	Luc	Ø 22,20	Alu, +ABS, +ESP
						05-0423	Luc	Ø 22,20	Alu, +ABS, -ESP
						54-0046	Fte	Ø 19,05	Pla
<b>C3 Pluriel 5/03-</b>									
1.4 Eng. KFV(TU3JP) (54kW)			3/03-	R		04-0827	Luc	Ø 20,64	Alu, +ABS
						04-0914	Bosch	Ø 20,64	Alu, +ABS
						05-0423	Luc	Ø 22,20	Alu, +ABS, -ESP
						05-0597	Bosch	Ø 22,20	Alu, +ABS
						54-0047	Fte	Ø 19,05	Pla
1.4 HDi Eng. DV4TD (50kW)			4/04-	R		04-0914	Bosch	Ø 20,64	Alu, +ABS
						05-0597	Bosch	Ø 22,20	Alu, +ABS
						05-0437	Luc	Ø 22,20	Alu, +ABS, +ESP
						05-0423	Luc	Ø 22,20	Alu, +ABS, -ESP
						54-0047	Fte	Ø 19,05	Pla
1.6 16v Eng. NFU(TU5JP4) (80kW)			3/03-			05-0423	Luc	Ø 22,20	Alu, +ABS
						05-0437	Luc	Ø 22,20	Alu, +ABS, +ESP
						05-0597	Bosch	Ø 22,20	Alu, +ABS
						54-0047	Fte	Ø 19,05	Pla
						55-0070	Fte	Ø 15,87	
<b>C4, Coupe 11/04-</b>									
1.4 16v Eng. ET3J4 (65kW)			04-			05-0522	Bosch	Ø 23,81	Ch -11192, Alu, +ABS, +ESP
						05-0725	Bosch	Ø 23,81	Ch 11193-, Alu, +ABS, +ESP
						05-0724	Bosch	Ø 23,81	Ch 11193-, Alu, +ABS, -ESP
						54-0047	Fte	Ø 19,05	Pla
						55-0049	Fte	Ø 15,87	Pla
1.6 16v Eng. NFU(TU5JP4) (80kW)			04-			05-0522	Bosch	Ø 23,81	Ch -11192, Alu, +ABS, +ESP
						54-0046	Fte	Ø 19,05	Pla
						55-0049	Fte	Ø 15,87	Pla
1.6 16v (Exc. Coupè) Eng. NFU(TU5JP4) (80kW)			07-			54-0047	Fte	Ø 19,05	Pla
						55-0049	Fte	Ø 15,87	Pla
1.6 16v HDi Eng. DV6TED4 (80kW)			04-			05-0522	Bosch	Ø 23,81	Ch -11192, Alu, +ABS, +ESP
						05-0725	Bosch	Ø 23,81	Ch 11193-, Alu, +ABS, +ESP
						05-0724	Bosch	Ø 23,81	Ch 11193-, Alu, +ABS, -ESP
1.6 HDi Eng. DV6ATED4 (66kW)			04-			05-0522	Bosch	Ø 23,81	Ch -11192, Alu, +ABS, +ESP
						05-0725	Bosch	Ø 23,81	Ch 11193-, Alu, +ABS, +ESP

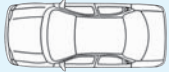

















		Spare Parts	F/R	L/R	METELLI ref.		DIMENSIONS mm.	NOTE
1.6 HDi Eng. DV6ATED4 (66kW)	04-				<b>05-0724</b>	Bosch	Ø 23,81	Ch 11193-, Alu, +ABS, -ESP
	04-				<b>54-0046</b>	Fte	Ø 19,05	Pla
	04-				<b>55-0048</b>	Fte	Ø 15,87	Pla
2.0 16v Eng. EW10A (103kW)	04-				<b>05-0522</b>	Bosch	Ø 23,81	Ch -11192, Alu, +ABS, +ESP
	04-				<b>54-0046</b>	Fte	Ø 19,05	Pla
	04-				<b>55-0048</b>	Fte	Ø 15,87	Pla
2.0 16v Eng. EW10J4S (130kW)	04-				<b>54-0046</b>	Fte	Ø 19,05	Pla
	04-				<b>55-0048</b>	Fte	Ø 15,87	Pla, LHD
2.0 16v Eng. RFN(EW10J4) (100kW)	04-				<b>05-0522</b>	Bosch	Ø 23,81	Ch -11192, Alu, +ABS, +ESP
	04-				<b>54-0046</b>	Fte	Ø 19,05	Pla
	04-				<b>55-0048</b>	Fte	Ø 15,87	Pla
2.0 HDi 16v Eng. RHR(DW10BTED4) (100kW)	04-				<b>05-0522</b>	Bosch	Ø 23,81	Ch -11192, Alu, +ABS, +ESP
	04-				<b>54-0046</b>	Fte	Ø 19,05	Pla
	04-				<b>55-0048</b>	Fte	Ø 15,87	Pla
<b>C5 I, Break 3/01-9/04</b>								
1.8 16v Eng. 6FZ(EW7J4) (85kW)	01-				<b>54-0046</b>	Fte	Ø 19,05	Pla
2.0 16v Eng. RFN(EW10J4) (100kW)	01-				<b>54-0046</b>	Fte	Ø 19,05	Pla
2.0 16v HPI Eng. RLZ(EW10D) (103kW)	01-				<b>54-0046</b>	Fte	Ø 19,05	Pla
2.0 HDi Eng. RHS/RHZ(DW10ATED) (80kW)	3/01-9/04				<b>54-0064</b>		Ø 23,81	
2.0 HDi Eng. RHY(DW10TD) (66kW)	01-04				<b>54-0046</b>	Fte	Ø 19,05	Pla
2.2 HDi Eng. 4HX(DW12ATED4) (98kW)	3/01-9/04				<b>54-0064</b>		Ø 23,81	
3.0 V6 Eng. XFX(ES9J4S) (152kW)	3/01-9/04				<b>54-0064</b>		Ø 23,81	
<b>C5 II, Break 9/04-3/08</b>								
1.6 16v HDi Eng. DV6TED4 (80kW)	04-				<b>54-0046</b>	Fte	Ø 19,05	Pla
1.8 16v Eng. 6FZ(EW7J4) (85kW)	04-				<b>54-0046</b>	Fte	Ø 19,05	Pla
1.8 16v Eng. EW7A (92kW)	04-				<b>54-0046</b>	Fte	Ø 19,05	Pla
2.0 16v Eng. EW10A (103kW)	04-				<b>54-0046</b>	Fte	Ø 19,05	Pla
2.0 HDi 16v Eng. RHR(DW10BTED4) (100kW)	04-				<b>54-0046</b>	Fte	Ø 19,05	Pla
2.2 HDi Eng. 4HX(DW12ATED4) (98kW)	04-				<b>54-0046</b>	Fte	Ø 19,05	Pla
<b>C8 7/02-</b>								
2.0 16v Eng. RFJ(EW10J4) (103kW)	05-				<b>54-0046</b>	Fte	Ø 19,05	Pla
	9/05-				<b>55-0083</b>		Ø 19,05	
2.0 16v Eng. RFN(EW10J4) (100kW)	02-				<b>54-0046</b>	Fte	Ø 19,05	Pla
	7/02-				<b>55-0083</b>		Ø 19,05	
2.0 HDi Eng. (DW10ATED4) (79kW)	7/02-				<b>54-0064</b>		Ø 23,81	
	7/02-				<b>55-0083</b>		Ø 19,05	
2.2 Eng. 3FZ(EW12J4) (116kW)	02-				<b>54-0046</b>	Fte	Ø 19,05	Pla
	7/02-				<b>55-0083</b>		Ø 19,05	
2.2 HDi Eng. 4HW(DW12TED4) (94kW)	7/02-				<b>54-0064</b>		Ø 23,81	
	7/02-				<b>55-0083</b>		Ø 19,05	
<b>Dyane 8/67-10/84</b>								
0.4 Eng. A79-1(AYA2) (17kW)	6/70-		F		<b>04-0182</b>		Ø 28,57	
	68-6/70		F		<b>04-0137</b>		Ø 28,60	
	1/70-6/70		R		<b>04-0070</b>		Ø 17,46	
	6/70-		R		<b>04-0071</b>		Ø 17,46	
	68-1/70		R		<b>04-0138</b>		Ø 19,05	
	6/70-75				<b>05-0037</b>		Ø 19,05	
0.6 Eng. M28(AM2) (22kW)	75-				<b>05-0038</b>		Ø 20,64	
	1/68-6/70		F		<b>04-0137</b>		Ø 28,60	
	6/70-7/77		F		<b>04-0182</b>		Ø 28,57	
	1/68-3/70		R		<b>04-0138</b>		Ø 19,05	
	3/70-6/70		R		<b>04-0070</b>		Ø 17,46	
	6/70-7/77		R		<b>04-0071</b>		Ø 17,46	
	6/70-7/76				<b>05-0037</b>		Ø 19,05	
7/76-7/77				<b>05-0038</b>		Ø 20,64		
0.6 Eng. M28-1(AK2) (24kW)	72-7/77		F		<b>04-0182</b>		Ø 28,57	
	72-7/77		R		<b>04-0071</b>		Ø 17,46	
	7/76-7/77				<b>05-0038</b>		Ø 20,64	
	72-7/76				<b>05-0037</b>		Ø 19,05	
<b>Evasion (22,U6) 6/94-7/02</b>								
1.8i Eng. LFZ(XU7JP) (74kW)	97-		R		<b>04-0642</b>		Ø 19,05	-ABS
	97-				<b>05-0227</b>	Bdx	Ø 22,20	+ABS
	97-				<b>05-0228</b>	Bdx	Ø 22,20	-ABS

		Spare Parts	F/R	L/R	METELLI ref.		DIMENSIONS mm.	NOTE
1.9 TD Eng. DHX(XUD9TF-BTF) (66kW)	6/94-		R		04-0642		Ø 19,05	-ABS
	6/94-				05-0252		Ø 23,81	+ABS
	6/94-				05-0253		Ø 23,81	-ABS
1.9 TD Eng. DHY(XUD9TE) (68kW)	97-		R		04-0642		Ø 19,05	-ABS
	97-				05-0252		Ø 23,81	+ABS
	97-				05-0253		Ø 23,81	-ABS
2.0 Eng. RFU(XU10J2C) (89kW)	6/94-		R		04-0642		Ø 19,05	-ABS
	6/94-				05-0252		Ø 23,81	+ABS
	6/94-				05-0253		Ø 23,81	-ABS
2.0 16v Eng. RFN(EW10J4) (100kW)	00-02				05-0411	Bosch	Ø 23,81	+ABS
	00-02				05-0325	Bosch	Ø 23,81	-ABS
2.0 HDi Eng. RHS/RHZ(DW10ATED) (80kW)	99-02		R		04-0642		Ø 19,05	-ABS
	10/99-02				05-0323	Bosch	Ø 22,20	+ABS
	10/99-02				05-0411	Bosch	Ø 23,81	+ABS
	10/99-02				05-0325	Bosch	Ø 23,81	-ABS
2.0 i 16v Eng. RFV(XU10J4R) (97kW)	8/99-7/02				55-0083		Ø 19,05	
	98-00				05-0252		Ø 23,81	+ABS
2.0 T. Eng. RGX(XU10J2TE) (108kW)	98-00				05-0253		Ø 23,81	-ABS
	6/94-				05-0252		Ø 23,81	+ABS
2.1 TD 12v Eng. P8C(XUD11BTE) (80kW)	6/94-				05-0253		Ø 23,81	-ABS
	3/96-		R		04-0642		Ø 19,05	-ABS
	3/96-				05-0252		Ø 23,81	+ABS
	3/96-				05-0253		Ø 23,81	-ABS
	5/96-7/02				54-0064		Ø 23,81	
<b>LN 9/76-7/79</b>								
3 CV Eng. M28(AM2) (25kW)	10/77-7/79		R		04-0141	Bdx	Ø 22,00	
	10/77-7/79		R		04-0168	Luc	Ø 22,00	
	9/76-10/77		R	L	04-0142	Bdx	Ø 23,80	
	9/76-10/77		R	L	04-0158	Luc	Ø 22,22	
	9/76-10/77		R	R	04-0143	Bdx	Ø 23,80	
	9/76-10/77		R	R	04-0159	Luc	Ø 22,22	
	9/76-7/79				05-0073		Ø 19,05	
<b>LNA 11/76-10/86</b>								
0.6 Eng. V06-630 (26kW)	10/78-82		R		04-0141	Bdx	Ø 22,00	Sys.Front Bdx
	10/78-82		R		04-0168	Luc	Ø 22,00	Sys.Front Bdx
	10/81-78-		R		04-0169	Bdx	Ø 20,64	Sys.Front Citroen
0.6 Eng. V06-644 (25kW)					05-0081		Ø 17,46	LHD/RHD
	-6/82		R		04-0141	Bdx	Ø 22,00	Sys.Front Bdx
	-6/82		R		04-0168	Luc	Ø 22,00	Sys.Front Bdx
0.95 Eng. 108C (33kW)	7/82-82-		R		04-0169	Bdx	Ø 20,64	Sys.Front Citroen
	82-				05-0081		Ø 17,46	LHD/RHD
	1/84-86		R		04-0169	Bdx	Ø 20,64	Sys.Front Citroen
1.1 Eng. 109-5E (37kW)	1/84-86		R		04-0255	Luc	Ø 20,64	Sys.Front Citroen
	7/82-85				05-0081		Ø 17,46	
	7/82-85		R		04-0169	Bdx	Ø 20,64	Sys.Front Citroen
7/82-85		R		04-0255	Luc	Ø 20,64	Sys.Front Citroen	
				05-0081		Ø 17,46		
				05-0037		Ø 19,05		
<b>Mehari 5/68-10/87</b>								
0.6 Eng. M28-1(AK2) (19kW)	1/72-7/77		F		04-0182		Ø 28,57	
	6/68-1/72		F		04-0137		Ø 28,60	
	1/72-7/77		R		04-0071		Ø 17,46	
	6/68-1/72		R		04-0070		Ø 17,46	
	1/72-7/76				05-0037		Ø 19,05	
	7/76-7/77				05-0038		Ø 20,64	
<b>Saxo (S0,S1) 5/96-</b>								
0.95 Eng. CDY/CDZ(TU9M) (33-37kW)	96-		R		04-0704	Luc	Ø 20,64	Ch 8096-, Alu, +ABS
	3/96-		R		04-0648	Luc	Ø 20,64	Ch -8095, +ABS
	96-		R	L	04-0567		Ø 19,05	CRCI, -ABS
	96-		R	L	04-0429		Ø 19,05	CRCI, -ABS
	3/96-		R	R	04-0568		Ø 19,05	CRCI, Sys.Front Bdx, -ABS
	96-		R	R	04-0430		Ø 19,05	CRCI, -ABS
	3/96-				05-0266	Bdx	Ø 19,05	Sys.Front Bdx, -ABS, 4 Hole
	96-				05-0360	Ate	Ø 20,64	Alu, Sys.Front ATE, -ABS
96-				05-0245	Bdx	Ø 20,64	Alu, Sys.Front ATE, -ABS, 3 Hole	

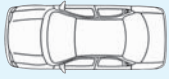

























		Spare Parts	F/R	L/R	METELLI ref.		DIMENSIONS mm.	NOTE
0.95 Eng. CDY/CDZ(TU9M) (33-37kW)	96-				<b>05-0356</b>	Luc	Ø 20,64	Alu, +ABS
1.1 Eng. HDZ(TU1M) (40kW)	96-		R		<b>04-0704</b>	Luc	Ø 20,64	Ch 8096-, Alu, +ABS
			R		<b>04-0648</b>	Luc	Ø 20,64	Ch -8095, +ABS
	3/96-		R	L	<b>04-0567</b>		Ø 19,05	CRCI, Sys.Front Bdx, -ABS
			R	L	<b>04-0429</b>		Ø 19,05	CRCI, Sys.Front ATE, -ABS
	3/96-		R	R	<b>04-0568</b>		Ø 19,05	CRCI, Sys.Front Bdx, -ABS
	96-		R	R	<b>04-0430</b>		Ø 19,05	CRCI, Sys.Front ATE, -ABS
	3/96-				<b>05-0266</b>	Bdx	Ø 19,05	Sys.Front Bdx, -ABS, 4 Hole
	96-				<b>05-0360</b>	Ate	Ø 20,64	Alu, Sys.Front ATE, -ABS
	96-				<b>05-0245</b>	Bdx	Ø 20,64	Alu, Sys.Front ATE, -ABS, 3 Hole
	96-				<b>05-0356</b>	Luc	Ø 20,64	Alu, +ABS
1.1 Eng. HFX(TU1JP) (44kW)	96-		R		<b>04-0704</b>	Luc	Ø 20,64	Ch 8096-, Alu, +ABS
			R		<b>04-0648</b>	Luc	Ø 20,64	Ch -8095, +ABS
	3/96-		R	L	<b>04-0567</b>		Ø 19,05	CRCI, -ABS
			R	L	<b>04-0429</b>		Ø 19,05	CRCI, -ABS
	3/96-		R	R	<b>04-0568</b>		Ø 19,05	CRCI, Sys.Front Bdx, -ABS
	96-		R	R	<b>04-0430</b>		Ø 19,05	CRCI, -ABS
	3/96-				<b>05-0266</b>	Bdx	Ø 19,05	Sys.Front Bdx, -ABS, 4 Hole
	96-				<b>05-0360</b>	Ate	Ø 20,64	Alu, Sys.Front ATE, -ABS
	96-				<b>05-0245</b>	Bdx	Ø 20,64	Alu, Sys.Front ATE, -ABS, 3 Hole
	96-				<b>05-0356</b>	Luc	Ø 20,64	Alu, +ABS
1.4 VTS Eng. KFX/KFW(TU3JP) (55kW)	96-		R		<b>04-0704</b>	Luc	Ø 20,64	Ch 8096-, Alu, +ABS
			R		<b>04-0648</b>	Luc	Ø 20,64	Ch -8095, +ABS
	96-		R	L	<b>04-0567</b>		Ø 19,05	CRCI, -ABS
			R	R	<b>04-0568</b>		Ø 19,05	CRCI, -ABS
	96-				<b>05-0360</b>	Ate	Ø 20,64	Alu, -ABS
	96-				<b>05-0266</b>	Bdx	Ø 19,05	-ABS, 4 Hole
	96-				<b>05-0356</b>	Luc	Ø 20,64	Alu, +ABS
1.5 D Eng. VJY/VJZ(TUD5) (40-43kW)	96-		R		<b>04-0704</b>	Luc	Ø 20,64	Ch 8096-, Alu, +ABS
			R		<b>04-0648</b>	Luc	Ø 20,64	Ch -8095, +ABS
	96-		R	L	<b>04-0567</b>		Ø 19,05	CRCI, -ABS
			R	R	<b>04-0568</b>		Ø 19,05	CRCI, -ABS
	96-				<b>05-0360</b>	Ate	Ø 20,64	Alu, -ABS
	96-				<b>05-0266</b>	Bdx	Ø 19,05	-ABS, 4 Hole
	96-				<b>05-0356</b>	Luc	Ø 20,64	Alu, +ABS
1.6 VTL,VTR Eng. NFZ(TU5JP) (65kW)	96-		R		<b>04-0704</b>	Luc	Ø 20,64	Ch 8096-, Alu, +ABS
			R		<b>04-0648</b>	Luc	Ø 20,64	Ch -8095, +ABS
	96-		R	L	<b>04-0567</b>		Ø 19,05	CRCI, -ABS
			R	R	<b>04-0568</b>		Ø 19,05	CRCI, -ABS
	96-				<b>05-0360</b>	Ate	Ø 20,64	Alu, -ABS
	96-				<b>05-0245</b>	Bdx	Ø 20,64	Alu, -ABS
	96-				<b>05-0356</b>	Luc	Ø 20,64	Alu, +ABS
96-04				<b>05-0666</b>	Ate	Ø 22,20	Alu, +ABS	
1.6 VTS Eng. NFT(TU5JP) (72kW)	00-03				<b>05-0360</b>	Ate	Ø 20,64	Alu, -ABS
	00-03				<b>05-0245</b>	Bosch	Ø 20,64	Alu, -ABS
	00-03				<b>05-0356</b>	Bosch	Ø 20,64	Alu, Exc. Mod. VT3, +ABS
	00-04				<b>05-0666</b>	Ate	Ø 22,20	Alu, +ABS
1.6 VTS Eng. NFX(TU5JP4) (87kW)	96-				<b>05-0360</b>	Ate	Ø 20,64	Alu, -ABS
	96-				<b>05-0245</b>	Bdx	Ø 20,64	Alu, -ABS
	96-04				<b>05-0666</b>	Ate	Ø 22,20	Alu, +ABS
<b>Visa 9/78-3/91</b>								
0.6 Eng. V06-644 (25kW)	10/78-86		R		<b>04-0169</b>	Bdx	Ø 20,64	Sys.Front Citroen
	10/78-86		R		<b>04-0141</b>	Bdx	Ø 22,00	Sys.Front Bdx
	10/78-86		R		<b>04-0255</b>	Luc	Ø 20,64	Sys.Front Citroen
	10/78-86		R		<b>04-0168</b>	Luc	Ø 22,00	Sys.Front Bdx
	10/78-86				<b>05-0081</b>		Ø 17,46	Sys.Front Citroen
	10/78-86				<b>05-0073</b>		Ø 19,05	Sys.Front Bdx, LHD
0.95 Eng. XV8-TU9 (33kW)	84-88		R		<b>04-0141</b>	Bdx	Ø 22,00	
	84-88		R		<b>04-0168</b>	Luc	Ø 22,00	
	84-88				<b>05-0081</b>		Ø 17,46	
1.1 E Eng. 109K (35kW)	6/81-7/82		R		<b>04-0141</b>	Bdx	Ø 22,00	
	6/81-7/82		R		<b>04-0168</b>	Luc	Ø 22,00	
	6/81-7/82				<b>05-0076</b>		Ø 19,05	

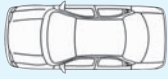





























		Spare Parts	F/R	L/R	METELLI ref.		DIMENSIONS mm.	NOTE		
1.1 E, Cabriolet Eng. 109-5F (37kW)	7/83-86		R		<b>04-0141</b>	Bdx	Ø 22,00			
	7/83-86		R		<b>04-0168</b>	Luc	Ø 22,00			
	7/83-86				<b>05-0076</b>		Ø 19,05			
	7/83-86				<b>05-0081</b>	Bdx	Ø 17,46	Sys.Front Citroen		
1.2 II Super X Eng. 129-5 (47kW)	5/81-7/82		R		<b>04-0141</b>	Bdx	Ø 22,00			
	5/81-7/82		R		<b>04-0168</b>	Luc	Ø 22,00			
	5/81-7/82				<b>05-0076</b>		Ø 19,05			
1.4 Eng. 150D(XY7) (44kW)	7/84-86		R		<b>04-0141</b>	Bdx	Ø 22,00			
	7/84-86		R		<b>04-0168</b>	Luc	Ø 22,00			
	10/84-86				<b>05-0251</b>	Bdx	Ø 20,64			
	7/84-9/84				<b>05-0076</b>		Ø 19,05			
1.4 GT Eng. 150B(XY8) (58kW)	7/82-86		R		<b>04-0141</b>	Bdx	Ø 22,00			
	7/82-86		R		<b>04-0168</b>	Luc	Ø 22,00			
	10/84-86				<b>05-0251</b>	Bdx	Ø 20,64			
	7/82-9/84				<b>05-0076</b>		Ø 19,05			
1.6 GTI Eng. 180A(XU5J) (76kW)	1/85-86		R		<b>04-0370</b>		Ø 22,00			
	1/85-86				<b>05-0251</b>		Ø 20,64			
1.8 D Eng. 161A(XUD7) (44kW)	4/84-86		R		<b>04-0370</b>		Ø 22,00			
	4/84-86				<b>05-0251</b>		Ø 20,64			
<b>Xantia II (X2) 1/98-</b>										
2.0 HDi Eng. RHS/RHZ(DW10ATED) (80kW)	2/99-				<b>54-0064</b>		Ø 23,81			
2.0 T. Eng. RGX(XU10J2TE) (108kW)	1/98-				<b>54-0064</b>		Ø 23,81			
2.1 TD 12v Eng. P8C(XUD11BTE) (80kW)	1/98-2/99				<b>54-0064</b>		Ø 23,81			
<b>Xantia II (X2) Break 1/98-</b>										
2.0 HDi Eng. RHS/RHZ(DW10ATED) (80kW)	2/99-				<b>54-0064</b>		Ø 23,81			
2.0 T. Eng. RGX(XU10J2TE) (108kW)	1/98-				<b>54-0064</b>		Ø 23,81			
2.1 TD 12v Eng. P8C(XUD11BTE) (80kW)	1/98-2/99				<b>54-0064</b>		Ø 23,81			
<b>Xsara (N1/0), Coupe 4/97-</b>										
1.4 HDi Eng. DV4TD (50kW)	03-		R		<b>04-0704</b>		Ø 20,64	Alu		
					<b>05-0632</b>	Ate	Ø 23,81	Ch 09002-, Alu, +ABS, -ESP		
					<b>05-0631</b>	Ate	Ø 23,81	Ch 09002-, Alu, -ABS		
	03-				<b>05-0645</b>	Ate	Ø 23,81	Alu, +ABS, +ESP		
	03-				<b>05-0358</b>	Bdx	Ø 23,81	Ch -09001, Alu, +ABS		
1.4 i Eng. KFX/KFW(TU3JP) (55kW)	03-				<b>05-0362</b>	Bdx	Ø 23,81	Ch -09001, Alu, -ABS		
			R		<b>04-0704</b>	Luc	Ø 20,64	Ch 08211-, Alu, +ABS		
			R		<b>04-0648</b>	Luc	Ø 20,64	Ch -08210, +ABS		
			R L		<b>04-0577</b>	Bdx	Ø 20,64	CRCI, -ABS		
			R L		<b>04-0438</b>	Luc	Ø 20,64	CRCI, -ABS		
			R R		<b>04-0578</b>	Bdx	Ø 20,64	CRCI, -ABS		
	00-		R R		<b>04-0437</b>	Luc	Ø 20,64	CRCI, -ABS		
					<b>05-0632</b>	Ate	Ø 23,81	Ch 09002-, Alu, +ABS, -ESP		
					<b>05-0631</b>	Ate	Ø 23,81	Ch 09002-, Alu, -ABS		
					<b>05-0645</b>	Ate	Ø 23,81	Alu, +ABS, +ESP		
					<b>05-0362</b>	Bdx	Ø 23,81	Ch -09001, Alu, -ABS		
			6/00-				<b>05-0358</b>	Bdx	Ø 23,81	Ch -09001, Alu, +ABS
			97-8/00				<b>05-0297</b>	Ate	Ø 22,20	Alu, +ABS, -ESP
97-8/00					<b>05-0359</b>	Ate	Ø 22,20	Alu, -ABS		
					<b>05-0365</b>	Bosch	Ø 22,20	Alu, +ABS		
		R		<b>04-0704</b>	Luc	Ø 20,64	Ch 08211-, Alu, +ABS			
		R		<b>04-0648</b>	Luc	Ø 20,64	Ch -08210, +ABS			
1.5 D Eng. VJZ(TUD5) (42kW)	97-		R L		<b>04-0577</b>	Bdx	Ø 20,64	CRCI, -ABS		
			R L		<b>04-0438</b>	Luc	Ø 20,64	CRCI, -ABS		
			R R		<b>04-0578</b>	Bdx	Ø 20,64	CRCI, -ABS		
			R R		<b>04-0437</b>	Luc	Ø 20,64	CRCI, -ABS		
			97-8/00				<b>05-0297</b>	Ate	Ø 22,20	Alu, +ABS, -ESP
			97-8/00				<b>05-0359</b>	Ate	Ø 22,20	Alu, -ABS
	97-8/00					<b>05-0365</b>	Bosch	Ø 22,20	Alu, +ABS	
						<b>05-0632</b>	Ate	Ø 23,81	Ch 09002-, Alu, +ABS, -ESP	
1.6 16v Eng. NFU(TU5JP4) (80kW)	00-				<b>05-0631</b>	Ate	Ø 23,81	Ch 09002-, Alu, -ABS		
					<b>05-0645</b>	Ate	Ø 23,81	Alu, +ABS, +ESP		
					<b>05-0362</b>	Bdx	Ø 23,81	Ch -09001, Alu, -ABS		
			6/00-				<b>05-0358</b>	Bdx	Ø 23,81	Ch -09001, Alu, +ABS
1.6 i Eng. NFZ(TU5JP) (65kW)	-00		R		<b>04-0704</b>	Luc	Ø 20,64	Ch 08211-, Alu, +ABS		
	97-		R		<b>04-0648</b>	Luc	Ø 20,64	Ch -08210, +ABS		

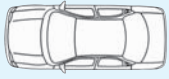



















		Spare Parts	F/R	L/R	METELLI ref.		DIMENSIONS mm.	NOTE
1.6 i Eng. NFZ(TU5JP) (65kW)	97-00		R	L	<b>04-0577</b>	Bdx	Ø 20,64	CRCI, -ABS
	97-00		R	L	<b>04-0438</b>	Luc	Ø 20,64	CRCI, -ABS
	97-00		R	R	<b>04-0578</b>	Bdx	Ø 20,64	CRCI, -ABS
	97-00		R	R	<b>04-0437</b>	Luc	Ø 20,64	CRCI, -ABS
	6/00-				<b>05-0358</b>	Bdx	Ø 23,81	Ch -09001, Alu, +ABS
	97-8/00				<b>05-0297</b>	Ate	Ø 22,20	Alu, +ABS, -ESP
	97-8/00				<b>05-0359</b>	Ate	Ø 22,20	Alu, -ABS
97-8/00				<b>05-0365</b>	Bosch	Ø 22,20	Alu, +ABS	
1.8 D Eng. A9A(XUD7) (43kW)	-00		R		<b>04-0704</b>	Luc	Ø 20,64	Ch 08211-, Alu, +ABS
	97-		R		<b>04-0648</b>	Luc	Ø 20,64	Ch -08210, +ABS
	97-00		R	L	<b>04-0577</b>	Bdx	Ø 20,64	CRCI, -ABS
	97-00		R	L	<b>04-0438</b>	Luc	Ø 20,64	CRCI, -ABS
	97-00		R	R	<b>04-0578</b>	Bdx	Ø 20,64	CRCI, -ABS
	97-00		R	R	<b>04-0437</b>	Luc	Ø 20,64	CRCI, -ABS
	97-00				<b>05-0297</b>	Ate	Ø 22,20	Alu, +ABS, -ESP
97-00				<b>05-0359</b>	Ate	Ø 22,20	Alu, -ABS	
97-00				<b>05-0365</b>	Bosch	Ø 22,20	Alu, +ABS	
1.8 i Aut. Eng. LFZ(XU7JP) (74kW)	-00		R		<b>04-0704</b>	Luc	Ø 20,64	Ch 08211-, Alu, +ABS
	97-		R		<b>04-0648</b>	Luc	Ø 20,64	Ch -08210, +ABS
	97-00		R	L	<b>04-0577</b>	Bdx	Ø 20,64	CRCI, -ABS
	97-00		R	L	<b>04-0438</b>	Luc	Ø 20,64	CRCI, -ABS
	97-00		R	R	<b>04-0578</b>	Bdx	Ø 20,64	CRCI, -ABS
	97-00		R	R	<b>04-0437</b>	Luc	Ø 20,64	CRCI, -ABS
	6/00-				<b>05-0358</b>	Bdx	Ø 23,81	Ch -09001, Alu, +ABS
9/97-8/00				<b>05-0365</b>	Bosch	Ø 22,20	Alu, +ABS	
97-00				<b>05-0297</b>	Ate	Ø 22,20	Alu, +ABS, -ESP	
97-00				<b>05-0359</b>	Ate	Ø 22,20	Alu, -ABS	
1.8i Eng. LFX(XU7JB) (66kW)	-00		R		<b>04-0704</b>	Luc	Ø 20,64	Ch 08211-, Alu, +ABS
	97-		R		<b>04-0648</b>	Luc	Ø 20,64	Ch -08210, +ABS
	9/97-		R	L	<b>04-0438</b>	Luc	Ø 20,64	CRCI, -ABS
	97-		R	L	<b>04-0577</b>	Bdx	Ø 20,64	CRCI, -ABS
	9/97-		R	R	<b>04-0437</b>	Luc	Ø 20,64	CRCI, -ABS
	97-		R	R	<b>04-0578</b>	Bdx	Ø 20,64	CRCI, -ABS
	6/00-				<b>05-0358</b>	Bdx	Ø 23,81	Ch -09001, Alu, +ABS
9/97-8/00				<b>05-0297</b>	Ate	Ø 22,20	Alu, +ABS, -ESP	
9/97-8/00				<b>05-0365</b>	Bosch	Ø 22,20	Alu, +ABS	
97-8/00				<b>05-0359</b>	Ate	Ø 22,20	Alu, -ABS	
1.8i 16v Eng. LFY(XU7JP4) (81kW)	97-00				<b>05-0358</b>	Bdx	Ø 23,81	Alu, +ABS
	97-00				<b>05-0362</b>	Bdx	Ø 23,81	Ch -09001, Alu, -ABS
1.9 D Eng. DJY(XUD9A) (50kW)	-00		R		<b>04-0704</b>	Luc	Ø 20,64	Ch 08211-, Alu, +ABS
	97-		R		<b>04-0648</b>	Luc	Ø 20,64	Ch -08210, +ABS
	9/97-		R	L	<b>04-0438</b>	Luc	Ø 20,64	CRCI, -ABS
	97-		R	L	<b>04-0577</b>	Bdx	Ø 20,64	CRCI, -ABS
	9/97-		R	R	<b>04-0437</b>	Luc	Ø 20,64	CRCI, -ABS
	97-		R	R	<b>04-0578</b>	Bdx	Ø 20,64	CRCI, -ABS
	6/00-				<b>05-0358</b>	Bdx	Ø 23,81	Ch -09001, Alu, +ABS
9/97-8/00				<b>05-0297</b>	Ate	Ø 22,20	Alu, +ABS, -ESP	
9/97-8/00				<b>05-0365</b>	Bosch	Ø 22,20	Alu, +ABS	
97-8/00				<b>05-0359</b>	Ate	Ø 22,20	Alu, -ABS	
1.9 D Eng. WJY(DW8B)/ WJZ(DW8) (51kW)	-00		R		<b>04-0704</b>	Luc	Ø 20,64	Ch 08211-, Alu, +ABS
	97-		R		<b>04-0648</b>	Luc	Ø 20,64	Ch -08210, +ABS
	98-		R	L	<b>04-0577</b>	Bdx	Ø 20,64	CRCI, -ABS
	98-		R	L	<b>04-0438</b>	Luc	Ø 20,64	CRCI, -ABS
	98-		R	R	<b>04-0578</b>	Bdx	Ø 20,64	CRCI, -ABS
	98-		R	R	<b>04-0437</b>	Luc	Ø 20,64	CRCI, -ABS
	-00				<b>05-0632</b>	Ate	Ø 23,81	Ch 09002-, Alu, +ABS, -ESP
	-00				<b>05-0631</b>	Ate	Ø 23,81	Ch 09002-, Alu, -ABS
	00-				<b>05-0645</b>	Ate	Ø 23,81	Alu, +ABS, +ESP
	00-				<b>05-0362</b>	Bdx	Ø 23,81	Ch -09001, Alu, -ABS
	6/00-				<b>05-0358</b>	Bdx	Ø 23,81	Ch -09001, Alu, +ABS
	98-8/00				<b>05-0297</b>	Ate	Ø 22,20	Alu, +ABS, -ESP
98-8/00				<b>05-0359</b>	Ate	Ø 22,20	Alu, -ABS	
98-8/00				<b>05-0365</b>	Bosch	Ø 22,20	Alu, +ABS	

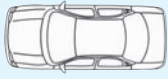





















		Spare Parts	F/R	L/R	METELLI ref.		DIMENSIONS mm.	NOTE
1.9 SD Eng. DHV(XUD9BSD) (55kW)	98- 98- 98- 98- 98- 98-8/00		R		<b>04-0704</b>	Luc	Ø 20,64	Ch 08211-, Alu, +ABS
			R		<b>04-0648</b>	Luc	Ø 20,64	Ch -08210, +ABS
			R	L	<b>04-0577</b>	Bdx	Ø 20,64	CRCI, -ABS
			R	L	<b>04-0438</b>	Luc	Ø 20,64	CRCI, -ABS
			R	R	<b>04-0578</b>	Bdx	Ø 20,64	CRCI, -ABS
			R	R	<b>04-0437</b>	Luc	Ø 20,64	CRCI, -ABS
	98-8/00				<b>05-0297</b>	Ate	Ø 22,20	Alu, +ABS, -ESP
	98-8/00				<b>05-0359</b>	Ate	Ø 22,20	Alu, -ABS
	98-8/00				<b>05-0365</b>	Bosch	Ø 22,20	Alu, +ABS
1.9 TD Eng. DHY(XUD9TE-Y) (66kW)	97- 9/97- 97- 9/97- 97- 9/97-8/00		R		<b>04-0704</b>	Luc	Ø 20,64	Ch 08211-, Alu, +ABS
			R		<b>04-0648</b>	Luc	Ø 20,64	Ch -08210, +ABS
			R	L	<b>04-0438</b>	Luc	Ø 20,64	CRCI, -ABS
			R	L	<b>04-0577</b>	Bdx	Ø 20,64	CRCI, -ABS
			R	R	<b>04-0437</b>	Luc	Ø 20,64	CRCI, -ABS
			R	R	<b>04-0578</b>	Bdx	Ø 20,64	CRCI, -ABS
	9/97-8/00				<b>05-0297</b>	Ate	Ø 22,20	Alu, +ABS, -ESP
	9/97-8/00				<b>05-0365</b>	Bosch	Ø 22,20	Alu, +ABS
	97-8/00				<b>05-0359</b>	Ate	Ø 22,20	Alu, -ABS
2.0 16v Eng. RFN(EW10J4) (100kW)	00- 00- 6/00-				<b>05-0632</b>	Ate	Ø 23,81	Ch 09002-, Alu, +ABS, -ESP
					<b>05-0631</b>	Ate	Ø 23,81	Ch 09002-, Alu, -ABS
					<b>05-0645</b>	Ate	Ø 23,81	Alu, +ABS, +ESP
					<b>05-0362</b>	Bdx	Ø 23,81	Ch -09001, Alu, -ABS
					<b>05-0358</b>	Bdx	Ø 23,81	Ch -09001, Alu, +ABS
2.0 HDi Eng. RHS/RHZ(DW10ATED) (80kW)	01- 01- 01-				<b>05-0632</b>	Ate	Ø 23,81	Ch 09002-, Alu, +ABS, -ESP
					<b>05-0631</b>	Ate	Ø 23,81	Ch 09002-, Alu, -ABS
					<b>05-0645</b>	Ate	Ø 23,81	Alu, +ABS, +ESP
					<b>05-0358</b>	Bdx	Ø 23,81	Ch -09001, Alu, +ABS
					<b>05-0362</b>	Bdx	Ø 23,81	Ch -09001, Alu, -ABS
2.0 HDi Eng. RHY(DW10TD) (66kW)	00- 00- 6/00- 99-8/00 99-8/00 99-8/00				<b>05-0632</b>	Ate	Ø 23,81	Ch 09002-, Alu, +ABS, -ESP
					<b>05-0631</b>	Ate	Ø 23,81	Ch 09002-, Alu, -ABS
					<b>05-0645</b>	Ate	Ø 23,81	Alu, +ABS, +ESP
					<b>05-0362</b>	Bdx	Ø 23,81	Ch -09001, Alu, -ABS
					<b>05-0358</b>	Bdx	Ø 23,81	Ch -09001, Alu, +ABS
					<b>05-0297</b>	Ate	Ø 22,20	Alu, +ABS, -ESP
					<b>05-0359</b>	Ate	Ø 22,20	Alu, -ABS
					<b>05-0365</b>	Bosch	Ø 22,20	Alu, +ABS
2.0 i 16v Eng. RFS(XU10J4RS) (120kW)	-00 -00 97- 97-				<b>05-0632</b>	Ate	Ø 23,81	Ch 09002-, Alu, +ABS, -ESP
					<b>05-0631</b>	Ate	Ø 23,81	Ch 09002-, Alu, -ABS
					<b>05-0358</b>	Bdx	Ø 23,81	Ch -09001, Alu, +ABS
					<b>05-0362</b>	Bdx	Ø 23,81	Ch -09001, Alu, -ABS
2.0 i 16v Eng. RFV(XU10J4R) (97kW)	98-00 98-00				<b>05-0358</b>	Bdx	Ø 23,81	Alu, +ABS
					<b>05-0362</b>	Bdx	Ø 23,81	Ch -09001, Alu, -ABS
<b>Xsara (N2) Break 4/97-</b>								
1.4 HDi Eng. DV4TD (50kW)	03- 03- 03- 03-		R		<b>04-0747</b>		Ø 22,00	
					<b>05-0632</b>	Ate	Ø 23,81	Ch 09002-, Alu, +ABS, -ESP
					<b>05-0631</b>	Ate	Ø 23,81	Ch 09002-, Alu, -ABS
					<b>05-0645</b>	Ate	Ø 23,81	Alu, +ABS, +ESP
					<b>05-0358</b>	Bdx	Ø 23,81	Ch -09001, Alu, +ABS
1.4 i Eng. KFX/KFW(TU3JP) (55kW)	97- 97-8/00		R		<b>04-0747</b>	Bdx	Ø 22,00	+ABS
			R		<b>04-0647</b>	Bdx	Ø 20,64	-ABS
	00- 6/00- 97-8/00 97-8/00				<b>05-0632</b>	Ate	Ø 23,81	Ch 09002-, Alu, +ABS, -ESP
					<b>05-0631</b>	Ate	Ø 23,81	Ch 09002-, Alu, -ABS
					<b>05-0645</b>	Ate	Ø 23,81	Alu, +ABS, +ESP
					<b>05-0358</b>	Bdx	Ø 23,81	Ch -09001, Alu, +ABS
					<b>05-0297</b>	Ate	Ø 22,20	Alu, +ABS, -ESP
					<b>05-0359</b>	Ate	Ø 22,20	Alu, -ABS
1.5 D Eng. VJZ(TUD5) (42kW)	97- 97-8/00 97-00		R		<b>04-0747</b>	Bdx	Ø 22,00	+ABS
			R		<b>04-0647</b>	Bdx	Ø 20,64	-ABS
					<b>05-0359</b>	Ate	Ø 22,20	Alu, -ABS
					<b>05-0358</b>	Bdx	Ø 23,81	Alu, +ABS
1.6 16v Eng. NFU(TU5JP4) (80kW)	00-				<b>05-0632</b>	Ate	Ø 23,81	Ch 09002-, Alu, +ABS, -ESP
					<b>05-0631</b>	Ate	Ø 23,81	Ch 09002-, Alu, -ABS
					<b>05-0645</b>	Ate	Ø 23,81	Alu, +ABS, +ESP
















		Spare Parts	F/R	L/R	METELLI ref.		DIMENSIONS mm.	NOTE
1.6 16v Eng. NFU(TU5JP4) (80kW)	00-				<b>05-0362</b>	Bdx	Ø 23,81	Ch -09001, Alu, -ABS
	6/00-				<b>05-0358</b>	Bdx	Ø 23,81	Ch -09001, Alu, +ABS
1.6 i Eng. NFZ(TU5JP) (65kW)	97-00		R		<b>04-0647</b>	Bdx	Ø 20,64	-ABS
	97-00		R		<b>04-0747</b>	Bdx	Ø 22,00	+ABS
	6/00-			<b>05-0358</b>	Bdx	Ø 23,81	Ch -09001, Alu, +ABS	
	97-00				<b>05-0297</b>	Ate	Ø 22,20	Alu, +ABS, -ESP
	97-00				<b>05-0359</b>	Ate	Ø 22,20	Alu, -ABS
1.8 D Eng. A9A(XUD7) (43kW)	97-00		R		<b>04-0647</b>	Bdx	Ø 20,64	-ABS
	97-00		R		<b>04-0747</b>	Bdx	Ø 22,00	+ABS
	97-00				<b>05-0359</b>	Ate	Ø 22,20	Alu, -ABS
	97-00				<b>05-0358</b>	Bdx	Ø 23,81	Alu, +ABS
1.8 i Aut. Eng. LFZ(XU7JP) (74kW)	97-00		R		<b>04-0747</b>	Bdx	Ø 22,00	+ABS
	97-00				<b>05-0358</b>	Bdx	Ø 23,81	Alu, +ABS
	97-00				<b>05-0362</b>	Bdx	Ø 23,81	Ch -09001, Alu, -ABS
1.8i Eng. LFX(XU7JB) (66kW)	97-		R		<b>04-0747</b>	Bdx	Ø 22,00	+ABS
	6/00-				<b>05-0358</b>	Bdx	Ø 23,81	Ch -09001, Alu, +ABS
	97-00				<b>05-0362</b>	Bdx	Ø 23,81	Ch -09001, Alu, -ABS
	97-8/00				<b>05-0297</b>	Ate	Ø 22,20	Alu, +ABS, -ESP
1.8i 16v Eng. LFY(XU7JP4) (81kW)	00-				<b>05-0362</b>	Bdx	Ø 23,81	Ch -09001, Alu, -ABS
	6/00-				<b>05-0358</b>	Bdx	Ø 23,81	Ch -09001, Alu, +ABS
1.9 D Eng. DJY(XUD9A) (50kW)	10/97-		R		<b>04-0747</b>	Bdx	Ø 22,00	+ABS
	10/97-8/00		R		<b>04-0647</b>	Bdx	Ø 20,64	-ABS
	10/97-8/00				<b>05-0359</b>	Ate	Ø 22,20	Alu, -ABS
	97-				<b>05-0358</b>	Bdx	Ø 23,81	Ch -09001, Alu, +ABS
1.9 D Eng. WJY(DW8B)/ WJZ(DW8) (51kW)	98-		R		<b>04-0747</b>	Bdx	Ø 22,00	+ABS
	98-8/00		R		<b>04-0647</b>	Bdx	Ø 20,64	-ABS
					<b>05-0632</b>	Ate	Ø 23,81	Ch 09002-, Alu, +ABS, -ESP
					<b>05-0631</b>	Ate	Ø 23,81	Ch 09002-, Alu, -ABS
	00-				<b>05-0645</b>	Ate	Ø 23,81	Alu, +ABS, +ESP
	00-				<b>05-0362</b>	Bdx	Ø 23,81	Ch -09001, Alu, -ABS
	98-				<b>05-0358</b>	Bdx	Ø 23,81	Ch -09001, Alu, +ABS
98-00				<b>05-0359</b>	Ate	Ø 22,20	Alu, -ABS	
1.9 SD Eng. DHV(XUD9BSD) (55kW)	98-		R		<b>04-0747</b>	Bdx	Ø 22,00	+ABS
	98-8/00		R		<b>04-0647</b>	Bdx	Ø 20,64	-ABS
	98-00				<b>05-0358</b>	Bdx	Ø 23,81	Alu, +ABS
	98-00				<b>05-0362</b>	Bdx	Ø 23,81	Ch -09001, Alu, -ABS
1.9 TD Eng. DHY(XUD9TE-Y) (66kW)	10/97-		R		<b>04-0747</b>	Bdx	Ø 22,00	+ABS
	10/97-8/00		R		<b>04-0647</b>	Bdx	Ø 20,64	-ABS
	97-00				<b>05-0358</b>	Bdx	Ø 23,81	Alu, +ABS
	97-00				<b>05-0362</b>	Bdx	Ø 23,81	Ch -09001, Alu, -ABS
2.0 16v Eng. RFN(EW10J4) (100kW)					<b>05-0632</b>	Ate	Ø 23,81	Ch 09002-, Alu, +ABS, -ESP
					<b>05-0631</b>	Ate	Ø 23,81	Ch 09002-, Alu, -ABS
	00-				<b>05-0645</b>	Ate	Ø 23,81	Alu, +ABS, +ESP
	00-				<b>05-0362</b>	Bdx	Ø 23,81	Ch -09001, Alu, -ABS
	6/00-				<b>05-0358</b>	Bdx	Ø 23,81	Ch -09001, Alu, +ABS
2.0 HDi Eng. RHS/RHZ(DW10ATED) (80kW)					<b>05-0632</b>	Ate	Ø 23,81	Ch 09002-, Alu, +ABS, -ESP
					<b>05-0631</b>	Ate	Ø 23,81	Ch 09002-, Alu, -ABS
	01-				<b>05-0645</b>	Ate	Ø 23,81	Alu, +ABS, +ESP
	01-				<b>05-0358</b>	Bdx	Ø 23,81	Ch -09001, Alu, +ABS
01-				<b>05-0362</b>	Bdx	Ø 23,81	Ch -09001, Alu, -ABS	
2.0 HDi Eng. RHY(DW10TD) (66kW)					<b>05-0632</b>	Ate	Ø 23,81	Ch 09002-, Alu, +ABS, -ESP
					<b>05-0631</b>	Ate	Ø 23,81	Ch 09002-, Alu, -ABS
	00-				<b>05-0645</b>	Ate	Ø 23,81	Alu, +ABS, +ESP
	99-				<b>05-0358</b>	Bdx	Ø 23,81	Ch -09001, Alu, +ABS
	99-				<b>05-0362</b>	Bdx	Ø 23,81	Ch -09001, Alu, -ABS
2.0 i 16v Eng. RFV(XU10J4R) (97kW)	98-				<b>05-0358</b>	Bdx	Ø 23,81	Ch -09001, Alu, +ABS
	98-				<b>05-0362</b>	Bdx	Ø 23,81	Ch -09001, Alu, -ABS
<b>Xsara Picasso (N68) 2/00-</b>								
1.6 Eng. NFZ/NFV(TU5JP) (65-70kW)	1/00-		R		<b>04-0650</b>	Luc	Ø 22,00	
	00-				<b>05-0362</b>	Bdx	Ø 23,81	Ch -09001, Alu, -ABS
	00-				<b>05-0633</b>	Bosch	Ø 23,81	Alu, +ABS, +ESP
	00-				<b>05-0409</b>	Bosch	Ø 23,81	Alu, +ABS, -ESP
	00-				<b>54-0046</b>	Fte	Ø 19,05	Pla
10/02-				<b>55-0074</b>		Ø 15,87		

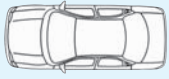


































		Spare Parts	F/R	L/R	METELLI ref.		DIMENSIONS mm.	NOTE	
1.6 16v Eng. NFU(TU5JP4) (80kW)	05-				<b>05-0633</b>	Bosch	Ø 23,81	Alu, +ABS, +ESP	
	05-				<b>54-0046</b>	Fte	Ø 19,05	Pla	
	9/05-				<b>55-0074</b>		Ø 15,87		
1.6 HDi Eng. DV6ATED4 (66kW)	05-				<b>05-0633</b>	Bosch	Ø 23,81	Alu, +ABS, +ESP	
	05-				<b>54-0046</b>	Fte	Ø 19,05	Pla	
	9/05-				<b>55-0074</b>		Ø 15,87		
1.6 HDi 16v Eng. DV6TED4 (80kW)	04-				<b>05-0362</b>	Bdx	Ø 23,81	Ch -09001, Alu, -ABS	
	04-				<b>05-0633</b>	Bosch	Ø 23,81	Alu, +ABS, +ESP	
	04-				<b>05-0409</b>	Bosch	Ø 23,81	Alu, +ABS, -ESP	
	04-				<b>54-0046</b>	Fte	Ø 19,05	Pla	
1.8i 16v Eng. LFY(XU7JP4)/ 6FZ(EW7J4) (81-85kW)	1/00-		R		<b>04-0650</b>	Luc	Ø 22,00		
	00-				<b>05-0362</b>	Bdx	Ø 23,81	Ch -09001, Alu, -ABS	
	00-				<b>05-0633</b>	Bosch	Ø 23,81	Alu, +ABS, +ESP	
	00-				<b>05-0409</b>	Bosch	Ø 23,81	Alu, +ABS, -ESP	
	00-				<b>54-0046</b>	Fte	Ø 19,05	Pla	
2.0 16v Eng. RFN(EW10J4) (100kW)	10/02-				<b>55-0074</b>		Ø 15,87		
	03-				<b>05-0362</b>	Bdx	Ø 23,81	Ch -09001, Alu, -ABS	
	03-				<b>05-0633</b>	Bosch	Ø 23,81	Alu, +ABS, +ESP	
	03-				<b>05-0409</b>	Bosch	Ø 23,81	Alu, +ABS, -ESP	
	03-				<b>54-0046</b>	Fte	Ø 19,05	Pla	
2.0 HDi Eng. RHY(DW10TD) (66kW)	1/03-				<b>55-0074</b>		Ø 15,87		
	1/00-		R		<b>04-0650</b>	Luc	Ø 22,00		
	00-				<b>05-0362</b>	Bdx	Ø 23,81	Ch -09001, Alu, -ABS	
	00-				<b>05-0633</b>	Bosch	Ø 23,81	Alu, +ABS, +ESP	
	1/00-				<b>05-0409</b>	Bosch	Ø 23,81	Alu, +ABS, -ESP	
2.0 HDi Eng. RHY(DW10TD) (66kW)	00-				<b>54-0046</b>	Fte	Ø 19,05	Pla	
	10/02-				<b>55-0074</b>		Ø 15,87		
	1.1 Eng. HDZ(TU1M) (44kW)	3/91-7/92		R	L	<b>04-0431</b>	Bdx/Ate	Ø 20,64	CRCI
	3/91-7/92		R	L	<b>04-0480</b>	Luc/Ate	Ø 20,64	CRCI	
	8/92-		R	L	<b>04-0577</b>	Bdx/Ate	Ø 20,64	CRCI	
	8/92-		R	L	<b>04-0438</b>	Luc/Ate	Ø 20,64	CRCI	
	3/91-7/92		R	R	<b>04-0432</b>	Bdx/Ate	Ø 20,64	CRCI	
	3/91-7/92		R	R	<b>04-0481</b>	Luc/Ate	Ø 20,64	CRCI	
	8/92-		R	R	<b>04-0578</b>	Bdx/Ate	Ø 20,64	CRCI	
	8/92-		R	R	<b>04-0437</b>	Luc/Ate	Ø 20,64	CRCI	
1.4 i Eng. KDX/KDZ(TU3M-Z) (55kW)	91-				<b>05-0245</b>	Bdx	Ø 20,64	Ch 7126-, Alu, -ABS	
	91-				<b>05-0059</b>	Ate	Ø 20,64	Ch -7125, -ABS	
	5/95-		R		<b>04-0648</b>	Luc	Ø 20,64	+ABS	
	3/91-7/92		R	L	<b>04-0431</b>	Bdx/Ate	Ø 20,64	CRCI, -ABS	
	3/91-7/92		R	L	<b>04-0480</b>	Luc/Ate	Ø 20,64	CRCI, -ABS	
	8/92-		R	L	<b>04-0577</b>	Bdx/Ate	Ø 20,64	CRCI, -ABS	
	8/92-		R	L	<b>04-0438</b>	Luc/Ate	Ø 20,64	CRCI, -ABS	
	3/91-7/92		R	R	<b>04-0432</b>	Bdx/Ate	Ø 20,64	CRCI, -ABS	
	3/91-7/92		R	R	<b>04-0481</b>	Luc/Ate	Ø 20,64	CRCI, -ABS	
	8/92-		R	R	<b>04-0578</b>	Bdx/Ate	Ø 20,64	CRCI, -ABS	
8/92-		R	R	<b>04-0437</b>	Luc/Ate	Ø 20,64	CRCI, -ABS		
1.4ie Eng. KFX(TU3JP) (55kW)	91-				<b>05-0245</b>	Bdx	Ø 20,64	Ch 7126-, Alu, -ABS	
	91-				<b>05-0059</b>	Ate	Ø 20,64	Ch -7125, -ABS	
	5/95-		R		<b>04-0648</b>	Luc	Ø 20,64	+ABS	
	3/91-7/92		R	L	<b>04-0431</b>	Bdx/Ate	Ø 20,64	CRCI, -ABS	
	3/91-7/92		R	L	<b>04-0480</b>	Luc/Ate	Ø 20,64	CRCI, -ABS	
	8/92-		R	L	<b>04-0577</b>	Bdx/Ate	Ø 20,64	CRCI, -ABS	
	8/92-		R	L	<b>04-0438</b>	Luc/Ate	Ø 20,64	CRCI, -ABS	
	3/91-7/92		R	R	<b>04-0432</b>	Bdx/Ate	Ø 20,64	CRCI, -ABS	
	3/91-7/92		R	R	<b>04-0481</b>	Luc/Ate	Ø 20,64	CRCI, -ABS	
	8/92-		R	R	<b>04-0578</b>	Bdx/Ate	Ø 20,64	CRCI, -ABS	
8/92-		R	R	<b>04-0437</b>	Luc/Ate	Ø 20,64	CRCI, -ABS		
1.6 i Eng. BDY(XU5M)/ BFZ(XU5JP) (65-66kW)	91-				<b>05-0245</b>	Bdx	Ø 20,64	Ch 7126-, Alu, -ABS	
	91-				<b>05-0059</b>	Ate	Ø 20,64	Ch -7125, -ABS	
	91-				<b>05-0198</b>	Luc	Ø 22,20	Ch -7069, +ABS	
1.6 i Eng. BDY(XU5M)/ BFZ(XU5JP) (65-66kW)	5/95-		R		<b>04-0648</b>	Luc	Ø 20,64	+ABS	
	3/91-7/92		R	L	<b>04-0431</b>	Bdx/Ate	Ø 20,64	CRCI, -ABS	

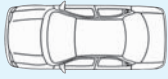














		Spare Parts	F/R	L/R	METELLI ref.		DIMENSIONS mm.	NOTE
1.6 i Eng. BDY(XU5M)/ BFZ(XU5JP) (65-66kW)	3/91-7/92		R	L	<b>04-0480</b>	Luc/Ate	Ø 20,64	CRCI, -ABS
			R	L	<b>04-0577</b>	Bdx/Ate	Ø 20,64	CRCI, -ABS
	8/92-		R	L	<b>04-0438</b>	Luc/Ate	Ø 20,64	CRCI, -ABS
			R	R	<b>04-0432</b>	Bdx/Ate	Ø 20,64	CRCI, -ABS
	3/91-7/92		R	R	<b>04-0481</b>	Luc/Ate	Ø 20,64	CRCI, -ABS
			R	R	<b>04-0578</b>	Bdx/Ate	Ø 20,64	CRCI, -ABS
	8/92-		R	R	<b>04-0437</b>	Luc/Ate	Ø 20,64	CRCI, -ABS
					<b>05-0245</b>	Bdx	Ø 20,64	Ch 7126-, Alu, -ABS
	91-				<b>05-0059</b>	Ate	Ø 20,64	Ch -7125, -ABS
					<b>05-0198</b>	Luc	Ø 22,20	Ch -7069, +ABS
1.8 D Eng. 161A(XUD7) (44kW)	93-97		R		<b>04-0648</b>	Luc	Ø 20,64	+ABS
			R	L	<b>04-0577</b>	Bdx/Ate	Ø 20,64	CRCI, -ABS
	93-97		R	L	<b>04-0438</b>	Luc/Ate	Ø 20,64	CRCI, -ABS
			R	R	<b>04-0578</b>	Bdx/Ate	Ø 20,64	CRCI, -ABS
	93-97		R	R	<b>04-0437</b>	Luc/Ate	Ø 20,64	CRCI, -ABS
					<b>05-0245</b>	Bdx	Ø 20,64	Ch 7126-, Alu, -ABS
	93-				<b>05-0059</b>	Ate	Ø 20,64	Ch -7125, -ABS
				<b>05-0198</b>	Luc	Ø 22,20	Ch -7069, +ABS	
1.8i Eng. LFZ(XU7JP) (74kW)	5/95-		R		<b>04-0648</b>	Luc	Ø 20,64	+ABS
			R	L	<b>04-0577</b>	Bdx/Ate	Ø 20,64	CRCI, -ABS
	8/92-		R	L	<b>04-0438</b>	Luc/Ate	Ø 20,64	CRCI, -ABS
			R	R	<b>04-0578</b>	Bdx/Ate	Ø 20,64	CRCI, -ABS
	8/92-		R	R	<b>04-0437</b>	Luc/Ate	Ø 20,64	CRCI, -ABS
					<b>05-0245</b>	Bdx	Ø 20,64	Ch 7126-, Alu, -ABS
	8/92-				<b>05-0059</b>	Ate	Ø 20,64	Ch -7125, -ABS
				<b>05-0198</b>	Luc	Ø 22,20	Ch -7069, +ABS	
1.8i 16v Eng. LFY(XU7JP4) (81kW)	96-				<b>05-0059</b>	Ate	Ø 20,64	Ch -7125, -ABS
					<b>05-0198</b>	Luc	Ø 22,20	Ch -7069, +ABS
	96-97				<b>05-0245</b>	Bdx	Ø 20,64	Ch 7126-, Alu, -ABS
1.9 D Eng. D9B(XUD9A-U) (51kW)	94-		R		<b>04-0648</b>	Luc	Ø 20,64	+ABS
			R	L	<b>04-0577</b>	Bdx/Ate	Ø 20,64	CRCI, -ABS
	94-		R	L	<b>04-0438</b>	Luc/Ate	Ø 20,64	CRCI, -ABS
			R	R	<b>04-0578</b>	Bdx/Ate	Ø 20,64	CRCI, -ABS
	94-		R	R	<b>04-0437</b>	Luc/Ate	Ø 20,64	CRCI, -ABS
					<b>05-0245</b>	Bdx	Ø 20,64	Ch 7126-, Alu, -ABS
	94-				<b>05-0059</b>	Ate	Ø 20,64	Ch -7125, -ABS
				<b>05-0198</b>	Luc	Ø 22,20	Ch -7069, +ABS	
1.9 D Eng. DJZ(XUD9Y) (47kW)	5/95-		R		<b>04-0648</b>	Luc	Ø 20,64	+ABS
			R	L	<b>04-0431</b>	Bdx/Ate	Ø 20,64	CRCI, -ABS
	10/91-7/92		R	L	<b>04-0480</b>	Luc/Ate	Ø 20,64	CRCI, -ABS
			R	L	<b>04-0577</b>	Bdx/Ate	Ø 20,64	CRCI, -ABS
	8/92-		R	L	<b>04-0438</b>	Luc/Ate	Ø 20,64	CRCI, -ABS
			R	R	<b>04-0432</b>	Bdx/Ate	Ø 20,64	CRCI, -ABS
	10/91-7/92		R	R	<b>04-0481</b>	Luc/Ate	Ø 20,64	CRCI, -ABS
			R	R	<b>04-0578</b>	Bdx/Ate	Ø 20,64	CRCI, -ABS
	8/92-		R	R	<b>04-0437</b>	Luc/Ate	Ø 20,64	CRCI, -ABS
					<b>05-0245</b>	Bdx	Ø 20,64	Ch 7126-, Alu, -ABS
5/95-				<b>05-0198</b>	Luc	Ø 22,20	Ch -7069, +ABS	
				<b>05-0059</b>	Ate	Ø 20,64	Ch -7125, -ABS	
1.9 i Eng. DKZ(XU9JA) (88kW)	91-				<b>05-0059</b>	Ate	Ø 20,64	Ch -7125, -ABS
					<b>05-0198</b>	Luc	Ø 22,20	Ch -7069, +ABS
	91-				<b>05-0245</b>	Bdx	Ø 20,64	Ch 7126-, Alu, -ABS
1.9 TD Eng. DHY(XUD9TE-Y) (66kW)	5/95-		R		<b>04-0648</b>	Luc	Ø 20,64	+ABS
			R	L	<b>04-0577</b>	Bdx/Ate	Ø 20,64	CRCI, -ABS
	8/92-		R	L	<b>04-0438</b>	Luc/Ate	Ø 20,64	CRCI, -ABS
			R	R	<b>04-0578</b>	Bdx/Ate	Ø 20,64	CRCI, -ABS
	8/92-		R	R	<b>04-0437</b>	Luc/Ate	Ø 20,64	CRCI, -ABS
					<b>05-0059</b>	Ate	Ø 20,64	Ch -7125, -ABS
	92-				<b>05-0198</b>	Luc	Ø 22,20	Ch -7069, +ABS
				<b>05-0245</b>	Bdx	Ø 20,64	Ch 7126-, Alu, -ABS	
2.0 i 16v Eng. RFT(XU10J4Z) (110kW)	94-97				<b>05-0222</b>	Bdx	Ø 23,81	
2.0 i 16v Eng. RFX(XU10J4Z) (112kW)	92-94				<b>05-0222</b>	Bdx	Ø 23,81	
2.0i Eng. RFX(XU10J2C) (89kW)	92-				<b>05-0059</b>	Ate	Ø 20,64	Ch -7125, -ABS
					<b>05-0245</b>	Bdx	Ø 20,64	Ch -7125, Alu, -ABS

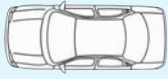






























		Spare Parts	F/R	L/R	METELLI ref.		DIMENSIONS mm.	NOTE
2.0i Eng. RFX(XU10J2C) (89kW)	92-				05-0198	Luc	Ø 22,20	Ch -7069, +ABS
<b>ZX (N2) Break 3/91-6/97</b>								
1.4 i Eng. KDX/KDZ(TU3M-Z) (55kW)	91-		R		04-0647		Ø 20,64	
	91-				05-0198		Ø 22,20	Ch -7069, +ABS
	91-				05-0219		Ø 22,20	Ch -7069, -ABS
1.4ie Eng. KFX(TU3JP) (55kW)	91-		R		04-0647		Ø 20,64	
	91-				05-0198		Ø 22,20	Ch -7069, +ABS
	91-				05-0219		Ø 22,20	Ch -7069, -ABS
1.6 i Eng. BDY(XU5M)/ BFZ(XU5JP) (65-66kW)	91-		R		04-0647		Ø 20,64	
	91-				05-0198		Ø 22,20	Ch -7069, +ABS
	91-				05-0219		Ø 22,20	Ch -7069, -ABS
1.8 D Eng. 161A(XUD7) (44kW)	93-97		R		04-0647		Ø 20,64	
	93-				05-0198		Ø 22,20	Ch -7069, +ABS
	93-				05-0219		Ø 22,20	Ch -7069, -ABS
1.8i Eng. LFZ(XU7JP) (74kW)	92-97		R		04-0647	Bdx	Ø 20,64	
	92-				05-0198		Ø 22,20	Ch -7069, +ABS
	92-				05-0219		Ø 22,20	Ch -7069, -ABS
1.8i 16v Eng. LFY(XU7JP4) (81kW)	96-97		R		04-0647	Bdx	Ø 20,64	
	96-				05-0198		Ø 22,20	Ch -7069, +ABS
	96-				05-0219		Ø 22,20	Ch -7069, -ABS
1.9 D Eng. D9B(XUD9A-U) (51kW)	2/94-		R		04-0647		Ø 20,64	
	2/94-				05-0198		Ø 22,20	Ch -7069, +ABS
	2/94-				05-0219		Ø 22,20	Ch -7069, -ABS
1.9 D Eng. DJZ(XUD9Y) (47kW)	91-		R		04-0647		Ø 20,64	
	91-				05-0198		Ø 22,20	Ch -7069, +ABS
	91-				05-0219		Ø 22,20	Ch -7069, -ABS
1.9 TD Eng. DHY(XUD9TE-Y) (66kW)	92-		R		04-0647		Ø 20,64	
	92-				05-0198		Ø 22,20	Ch -7069, +ABS
	92-				05-0219		Ø 22,20	Ch -7069, -ABS

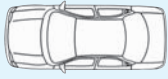


























## CITROËN LCV

<b>2 CV Fourgonette 7/64-</b>								
AKB	10/67-7/69		F		04-0137		Ø 28,60	
	6/70-7/76		F		04-0182		Ø 28,57	
	10/67-7/69		R		04-0138		Ø 19,05	
	7/69-7/76		R		04-0139		Ø 19,05	
	6/70-7/76				05-0037		Ø 19,05	
AKS 400	6/70-8/78		F		04-0182		Ø 28,57	
	6/70-8/78		R		04-0139		Ø 19,05	
	6/70-7/76				05-0037		Ø 19,05	
	7/76-8/78				05-0038		Ø 20,64	
AZU-GA 250	1/72-		F		04-0182		Ø 28,57	
	3/68-1/72		F		04-0137		Ø 28,60	
	1/72-		R		04-0071		Ø 17,46	
	7/64-1/72		R		04-0138		Ø 19,05	
	1/72-7/76				05-0037		Ø 19,05	
	7/76-				05-0038		Ø 20,64	
<b>Berlingo I Van 7/96-</b>								
1.1 Eng. HDZ(TU1M) (40kW)	7/96-		R		04-0650	Luc	Ø 22,00	
	00-				05-0362	Bdx	Ø 23,81	Ch -09001, Alu, -ABS
	6/00-				05-0358	Bdx	Ø 23,81	Ch -09001, Alu, +ABS
	7/96-6/00				05-0355	Bdx	Ø 23,81	Alu, +ABS
	7/96-6/00				05-0361	Bdx	Ø 23,81	Alu, -ABS
1.4 i, Bivalent Eng. KFX/KFW(TU3JP) (55kW)	7/96-		R		04-0650	Luc	Ø 22,00	
	00-				05-0362	Bdx	Ø 23,81	Ch -09001, Alu, -ABS
	6/00-				05-0358	Bdx	Ø 23,81	Ch -09001, Alu, +ABS
	7/96-6/00				05-0355	Bdx	Ø 23,81	Alu, +ABS
	7/96-6/00				05-0361	Bdx	Ø 23,81	Alu, -ABS
1.6 16v Eng. NFU(TU5JP4) (80kW)	02-				05-0738	Bosch	Ø 23,81	Alu, +ABS, +ESP
1.6 HDi Eng. DV6ATED4 (66kW)	05-		R		04-0650		Ø 22,00	+ABS, -ESP
	05-				05-0358	Bdx	Ø 23,81	Alu, +ABS, -ESP
	05-				05-0362	Bdx	Ø 23,81	Ch -09001, Alu, -ABS
	05-				05-0738	Bosch	Ø 23,81	Alu, +ABS, +ESP

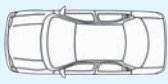





























		Spare Parts	F/R	L/R	METELLI ref.		DIMENSIONS mm.	NOTE
1.6 HDi Eng. DV6B (55kW)	05-		R		<b>04-0650</b>		Ø 22,00	+ABS, -ESP
	05-				<b>05-0358</b>	Bdx	Ø 23,81	Alu, +ABS, -ESP
	05-				<b>05-0362</b>	Bdx	Ø 23,81	Ch -09001, Alu, -ABS
1.8 D Eng. A9A(XUD7) (43kW)	7/96-		R		<b>04-0650</b>	Luc	Ø 22,00	
	00-				<b>05-0362</b>	Bdx	Ø 23,81	Ch -09001, Alu, -ABS
	6/00-				<b>05-0358</b>	Bdx	Ø 23,81	Ch -09001, Alu, +ABS
	7/96-6/00				<b>05-0355</b>	Bdx	Ø 23,81	Alu, +ABS
1.9 D Eng. DJY(XUD9A) (50kW)	7/96-		R		<b>04-0650</b>	Luc	Ø 22,00	
	00-				<b>05-0362</b>	Bdx	Ø 23,81	Ch -09001, Alu, -ABS
	6/00-				<b>05-0358</b>	Bdx	Ø 23,81	Ch -09001, Alu, +ABS
	7/96-6/00				<b>05-0355</b>	Bdx	Ø 23,81	Alu, +ABS
1.9 D, 4WD Eng. WJZ(DW8) (51kW)	7/96-6/00				<b>05-0361</b>	Bdx	Ø 23,81	Alu, -ABS
	98-		R		<b>04-0650</b>	Luc	Ø 22,00	
	00-				<b>05-0362</b>	Bdx	Ø 23,81	Ch -09001, Alu, -ABS
	6/00-				<b>05-0358</b>	Bdx	Ø 23,81	Ch -09001, Alu, +ABS
1.9 D, 4WD Eng. WJZ(DW8) (51kW)	98-02				<b>05-0631</b>	Ate	Ø 23,81	Alu, -ABS
	98-6/00				<b>05-0355</b>	Bdx	Ø 23,81	Alu, +ABS
	98-6/00				<b>05-0361</b>	Bdx	Ø 23,81	Alu, -ABS
	98-6/00				<b>05-0361</b>	Bdx	Ø 23,81	Alu, -ABS
	98-6/00				<b>05-0361</b>	Bdx	Ø 23,81	Alu, -ABS
2.0 HDi Eng. RHY(DW10TD) (66kW)	12/99-		R		<b>04-0650</b>	Luc	Ø 22,00	
	00-				<b>05-0362</b>	Bdx	Ø 23,81	Ch -09001, Alu, -ABS
	6/00-				<b>05-0358</b>	Bdx	Ø 23,81	Ch -09001, Alu, +ABS
	99-6/00				<b>05-0355</b>	Bdx	Ø 23,81	Alu, +ABS
	99-6/00				<b>05-0361</b>	Bdx	Ø 23,81	Alu, -ABS
02-				<b>05-0738</b>	Bosch	Ø 23,81	Alu, +ABS, +ESP	
<b>C15 (VD) 10/84-</b>								
0.95 Eng. XV8-TU9 (33kW)	10/84-		R		<b>04-0285</b>		Ø 22,00	
					<b>05-0081</b>		Ø 17,46	Ch 3387-4237
					<b>05-0251</b>		Ø 20,64	Ch 4196-
10/84-87					<b>05-0076</b>		Ø 19,05	RHD
					<b>05-0076</b>		Ø 19,05	RHD
1.1 Eng. 109-5F/ K (35-37kW)	4/85-		R		<b>04-0285</b>		Ø 22,00	
					<b>05-0251</b>		Ø 20,64	Ch 4196-
4/85-4/88					<b>05-0076</b>		Ø 19,05	RHD
					<b>05-0076</b>		Ø 19,05	RHD
1.1 Eng. E1A (35kW)	4/85-		R		<b>04-0285</b>		Ø 22,00	
					<b>05-0251</b>		Ø 20,64	Ch 4196-
4/85-4/88					<b>05-0076</b>		Ø 19,05	RHD
					<b>05-0076</b>		Ø 19,05	RHD
1.1 Eng. HDZ(TU1M) (44kW)	88-		R		<b>04-0285</b>		Ø 22,00	
					<b>05-0251</b>		Ø 20,64	Ch 4196-
88-					<b>05-0076</b>		Ø 19,05	RHD
					<b>05-0076</b>		Ø 19,05	RHD
1.3 Eng. G1A (47kW)	7/87-6/88		R		<b>04-0285</b>		Ø 22,00	
					<b>05-0251</b>		Ø 20,64	Ch 4196-
1.4 Eng. K1H(TU3A) (49kW)	2/87-		R		<b>04-0285</b>		Ø 22,00	
					<b>05-0251</b>		Ø 20,64	Ch 4196-
2/87-4/88					<b>05-0076</b>		Ø 19,05	RHD
					<b>05-0076</b>		Ø 19,05	RHD
1.4 E Eng. 150B/ C,D,Y(XY7) (44-59kW)	2/87-		R		<b>04-0285</b>		Ø 22,00	
					<b>05-0251</b>		Ø 20,64	Ch 4196-
					<b>05-0076</b>		Ø 19,05	RHD
2/87-4/88					<b>05-0076</b>		Ø 19,05	RHD
					<b>05-0076</b>		Ø 19,05	RHD
1.4 E Eng. K3A (40kW)	2/87-		R		<b>04-0285</b>		Ø 22,00	
					<b>05-0251</b>		Ø 20,64	Ch 4196-
2/87-4/88					<b>05-0076</b>		Ø 19,05	RHD
					<b>05-0076</b>		Ø 19,05	RHD
1.4 i Eng. KDY(TU3M/FM) (55kW)	91-96		R		<b>04-0285</b>		Ø 22,00	
					<b>05-0251</b>		Ø 20,64	Ch 4196-
1.8 D Eng. 161A(XUD7) (44kW)	86-		R		<b>04-0285</b>		Ø 22,00	
					<b>05-0251</b>		Ø 20,64	
86-					<b>05-0251</b>		Ø 20,64	
					<b>05-0251</b>		Ø 20,64	
1.9 D Eng. WJX(DW8B) (44kW)	00-		R		<b>04-0285</b>		Ø 22,00	
					<b>05-0251</b>		Ø 20,64	
00-					<b>05-0251</b>		Ø 20,64	
<b>C2 Van 9/03-</b>								
1.4 HDi Eng. DV4TD (50kW)	9/03-		R		<b>04-0914</b>	Bosch	Ø 20,64	Alu
	9/03-		R		<b>04-0704</b>	Luc	Ø 20,64	Alu, +ABS
	9/03-		R	L	<b>04-0809</b>	Luc	Ø 19,05	CRCI, -ABS
	9/03-		R	R	<b>04-0810</b>	Luc	Ø 19,05	CRCI, -ABS
	9/03-				<b>05-0597</b>	Bosch	Ø 22,20	Alu, +ABS
	9/03-				<b>05-0422</b>	Luc	Ø 20,64	Alu, -ABS
	9/03-				<b>05-0437</b>	Luc	Ø 22,20	Alu, +ABS, +ESP

		Spare Parts	F/R	L/R	METELLI ref.		DIMENSIONS mm.	NOTE
1.4 HDi Eng. DV4TD (50kW)	9/03-				05-0423	Luc	Ø 22,20	Alu, +ABS, -ESP
	03-				54-0047	Fte	Ø 19,05	Pla
<b>C25 (280, 290) 9/81-2/94</b>								
1.8 E Eng. 169(XM7T) (51kW)	7/90-		R		04-0249	Luc	Ø 25,40	Ch 73501-, 16Q
			R		04-0613	Luc	Ø 22,22	0.8Q
			R		04-0181	Luc	Ø 22,22	Ch -73500, 16Q
			R		04-0250	Luc	Ø 26,99	
					05-0130		Ø 22,20	
					09-0013		Ø	Ch -073500, Alu
1.9 D Eng. D9B(XUD9A-U) (51kW)	7/90-		R		04-0249	Luc	Ø 25,40	Ch 73501-, 16Q
			R		04-0613	Luc	Ø 22,22	0.8Q
			R		04-0181	Luc	Ø 22,22	Ch -73500, 16Q
			R		04-0250	Luc	Ø 26,99	
					05-0130		Ø 22,20	
					09-0013		Ø	Ch -073500, Alu
1.9 TD Eng. M705(280A1 FIAT) (60kW)	92-		R		04-0249	Luc	Ø 25,40	Ch 73501-, 16Q
			R		04-0613	Luc	Ø 22,22	0.8Q
			R		04-0181	Luc	Ø 22,22	Ch -73500, 16Q
			R		04-0250	Luc	Ø 26,99	
					05-0130		Ø 22,20	
					09-0013		Ø	Ch -073500, Alu
2.0 E, Van Eng. 170A/ B(XN1T) (58kW)	10/81-		R		04-0249	Luc	Ø 25,40	Ch 73501-, 16Q
			R		04-0181	Luc	Ø 22,22	Ch -73500, 16Q
			R		04-0613	Luc	Ø 22,22	0.8Q
			R		04-0250	Luc	Ø 26,99	
					05-0130		Ø 22,20	
					09-0013		Ø	Ch -073500, Alu
2.0, Van, Flatbed Eng. 170C (62kW)	91-		R		04-0249	Luc	Ø 25,40	Ch 73501-, 16Q
			R		04-0613	Luc	Ø 22,22	0.8Q
			R		04-0181	Luc	Ø 22,22	Ch -73500, 16Q
			R		04-0250	Luc	Ø 26,99	
					05-0130		Ø 22,20	
					09-0013		Ø	Ch -073500, Alu
2.5 D T. Eng. CRD93LS(U25-673/ M25-648) (70kW)	7/90-		R		04-0249	Luc	Ø 25,40	Ch 73501-, 16Q
			R		04-0613	Luc	Ø 22,22	0.8Q
			R		04-0181	Luc	Ø 22,22	Ch -73500, 16Q
			R		04-0250	Luc	Ø 26,99	
					05-0130		Ø 22,20	
					09-0013		Ø	Ch -073500, Alu
2.5 D, 4WD Eng. CRD93L(U25-661) (54kW)	7/90-		R		04-0249	Luc	Ø 25,40	Ch 73501-, 16Q
			R		04-0613	Luc	Ø 22,22	0.8Q
			R		04-0181	Luc	Ø 22,22	Ch -73500, 16Q
			R		04-0250	Luc	Ø 26,99	
					05-0130		Ø 22,20	
					09-0013		Ø	Ch -073500, Alu
<b>C3 Van 2/03-</b>								
1.4 Eng. KFV(TU3JP) (54kW)	2/02-		R		04-0827	Luc	Ø 20,64	Alu, +ABS
			R L		04-0809	Luc	Ø 19,05	CRCI, -ABS
			R R		04-0810	Luc	Ø 19,05	CRCI, -ABS
	02-				05-0597	Bosch	Ø 22,20	Alu, +ABS
					05-0422	Luc	Ø 20,64	Alu, -ABS
					05-0437	Luc	Ø 22,20	Alu, +ABS, +ESP
					05-0423	Luc	Ø 22,20	Alu, +ABS, -ESP
					54-0047	Fte	Ø 19,05	Pla
1.4 HDi Eng. DV4TD (50kW)	2/02-		R		04-0827	Luc	Ø 20,64	Alu, +ABS
			R L		04-0809	Luc	Ø 19,05	CRCI, -ABS
			R R		04-0810	Luc	Ø 19,05	CRCI, -ABS












		Spare Parts	F/R	L/R	METELLI ref.		DIMENSIONS mm.	NOTE
1.4 HDi Eng. DV4TD (50kW)	02-				<b>05-0597</b>	Bosch	Ø 22,20	Alu, +ABS
	2/02-				<b>05-0422</b>	Luc	Ø 20,64	Alu, -ABS
	2/02-				<b>05-0437</b>	Luc	Ø 22,20	Alu, +ABS, +ESP
	2/02-				<b>05-0423</b>	Luc	Ø 22,20	Alu, +ABS, -ESP
	02-				<b>54-0047</b>	Fte	Ø 19,05	Pla
<b>C4 Van 1/04-</b>								
1.6 16v HDi Eng. DV6ATED4 (66kW)	04-				<b>05-0522</b>	Bosch	Ø 23,81	Alu, +ABS, +ESP
	04-				<b>54-0046</b>	Fte	Ø 19,05	Pla
	04-				<b>55-0048</b>	Fte	Ø 15,87	Pla
<b>Dispach 1/94-12/00</b>								
1.6 Eng. XU5JP (66kW)			R		<b>04-0642</b>		Ø 19,05	
1.9 D, TD Eng. DHX(XUD9TF-BTF) (66kW)			R		<b>04-0642</b>		Ø 19,05	
	6/94-				<b>05-0252</b>		Ø 23,81	+ABS
	6/94-				<b>05-0253</b>		Ø 23,81	-ABS
<b>Jumper I (230) 3/94-4/02</b>								
1.9 D Eng. D9B(XUD9A-U) (51kW)	99-		R		<b>04-0634</b>		Ø 25,40	10-14Q
	99-02				<b>05-0237</b>		Ø 23,81	10-14Q, +ABS
	99-02				<b>05-0240</b>		Ø 23,81	10-14Q, -ABS
1.9 TD Eng. D8C(XUD9UTF) (66kW)	2/94-		R		<b>04-0634</b>		Ø 25,40	10-14Q
	1/95-02				<b>05-0237</b>		Ø 23,81	10-14Q, +ABS
	1/95-02				<b>05-0240</b>		Ø 23,81	10-14Q, -ABS
	2/94-12/94				<b>05-0238</b>		Ø 22,20	10-14Q, +ABS
	2/94-12/94				<b>05-0241</b>		Ø 22,20	10-14Q, -ABS
1.9 TD Eng. D8C(XUD9UTF) (68kW)	96-		R		<b>04-0634</b>		Ø 25,40	10-14Q
	96-02				<b>05-0237</b>		Ø 23,81	10-14Q, +ABS
	96-02				<b>05-0240</b>		Ø 23,81	10-14Q, -ABS
1.9 TD Eng. DHX(XUD9TF-BTF) (66kW)	2/94-		R		<b>04-0634</b>		Ø 25,40	10-14Q
	1/95-02				<b>05-0237</b>		Ø 23,81	10-14Q, +ABS
	1/95-02				<b>05-0240</b>		Ø 23,81	10-14Q, -ABS
	2/94-12/94				<b>05-0238</b>		Ø 22,20	10-14Q, +ABS
	2/94-12/94				<b>05-0241</b>		Ø 22,20	10-14Q, -ABS
2.0 HDi Eng. RHV(DW10UTD) (62kW)	01-02		R		<b>04-0634</b>		Ø 25,40	10-14Q
	01-02		R		<b>04-0636</b>		Ø 28,60	18Q
	01-02				<b>05-0236</b>		Ø 25,40	18Q, +ABS
	01-02				<b>05-0239</b>		Ø 25,40	18Q, -ABS
2.0i Eng. RFW(XU10J2U) (80kW)	96-		R		<b>04-0634</b>		Ø 25,40	10-14Q
	96-		R		<b>04-0636</b>		Ø 28,60	18Q
	1/95-02				<b>05-0237</b>		Ø 23,81	10-14Q, +ABS
	1/95-02				<b>05-0240</b>		Ø 23,81	10-14Q, -ABS
	2/94-02				<b>05-0236</b>		Ø 25,40	18Q, +ABS
	2/94-02				<b>05-0239</b>		Ø 25,40	18Q, -ABS
	2/94-12/94				<b>05-0238</b>		Ø 22,20	10-14Q, +ABS
2/94-12/94				<b>05-0241</b>		Ø 22,20	10-14Q, -ABS	
2.5 D, 4WD Eng. T9A(DJ5) (63kW)	96-02		R		<b>04-0634</b>		Ø 25,40	10-14Q
	96-02		R		<b>04-0636</b>		Ø 28,60	18Q
	96-02				<b>05-0237</b>		Ø 23,81	10-14Q, +ABS
	96-02				<b>05-0240</b>		Ø 23,81	10-14Q, -ABS
	96-02				<b>05-0236</b>		Ø 25,40	18Q, +ABS
	96-02				<b>05-0239</b>		Ø 25,40	18Q, -ABS
2.5 TD, 4WD Eng. T8A(DJ5T) (76kW)	96-02		R		<b>04-0635</b>		Ø 27,00	14Q, +ABS
	96-02		R		<b>04-0636</b>		Ø 28,60	18Q
	96-02				<b>05-0237</b>		Ø 23,81	14Q, +ABS
	96-02				<b>05-0240</b>		Ø 23,81	14Q, -ABS
	96-02				<b>05-0236</b>		Ø 25,40	18Q, +ABS
	96-02				<b>05-0239</b>		Ø 25,40	18Q, -ABS
2.5 TDi, 4WD Eng. THX(DJ5TED) (79kW)	96-00		R		<b>04-0635</b>		Ø 27,00	14Q, +ABS
	96-00		R		<b>04-0636</b>		Ø 28,60	18Q
	96-00				<b>05-0236</b>		Ø 25,40	18Q, +ABS
	96-00				<b>05-0239</b>		Ø 25,40	18Q, -ABS
2.8 HDi Eng. 8140.43S (94kW)	00-02		R		<b>04-0636</b>		Ø 28,60	18Q
	00-02				<b>05-0236</b>		Ø 25,40	18Q, +ABS
	00-02				<b>05-0239</b>		Ø 25,40	18Q, -ABS

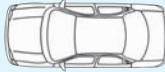







		Spare Parts	F/R	L/R	METELLI ref.		DIMENSIONS mm.	NOTE
<b>Jumper II (244) 4/02-3/06</b>								
2.0 Eng. XU10J2 (81kW)	4/02-		R		<b>04-0635</b>	Ap	Ø 27,00	Rear Drum Brake
	4/02-				<b>05-0481</b>		Ø 25,40	+ABS
	4/02-				<b>05-0446</b>	Bosch	Ø 25,40	-ABS, M/T
2.0 HDi Eng. RHV(DW10UTD) (62kW)	4/02-				<b>05-0481</b>		Ø 25,40	+ABS
	4/02-				<b>05-0446</b>	Bosch	Ø 25,40	-ABS, M/T
2.2 HDi Eng. DW12TED (74kW)	4/02-				<b>05-0481</b>		Ø 25,40	+ABS
	4/02-				<b>05-0446</b>	Bosch	Ø 25,40	-ABS, M/T
2.8 HDi Eng. 8140.43N (107kW)	5/04-				<b>05-0446</b>	Bosch	Ø 25,40	-ABS, M/T
2.8 HDi Eng. 8140.43S (94kW)	4/02-				<b>05-0481</b>		Ø 25,40	+ABS
	4/02-				<b>05-0446</b>	Bosch	Ø 25,40	-ABS, M/T
<b>Jumpy I (U6U) 10/95-12/06</b>								
1.6, Van Eng. 220A2.000 (58kW)	96-		R		<b>04-0642</b>		Ø 19,05	Ch -8206, 8-9Q
					<b>05-0326</b>	Bosch	Ø 22,20	Ch 8207-, 8Q, -ABS
	96-				<b>05-0253</b>		Ø 23,81	9Q, -ABS
	96-				<b>05-0252</b>		Ø 23,81	Ch -8206, 9Q, +ABS
	96-				<b>05-0228</b>	Bdx	Ø 22,20	8Q, -ABS
1.9 D Eng. D9B(XUD9A-U) (51kW)	96-		R		<b>04-0642</b>		Ø 19,05	Ch -8206, 8-9Q
					<b>05-0326</b>	Bosch	Ø 22,20	Ch 8207-, 8Q, -ABS
	96-				<b>05-0253</b>		Ø 23,81	9Q, -ABS
	96-				<b>05-0252</b>		Ø 23,81	Ch -8206, 9Q, +ABS
	96-				<b>05-0228</b>	Bdx	Ø 22,20	8Q, -ABS
1.9 D, Van Eng. WJZ(DW8) (51kW)	96-		R		<b>04-0642</b>		Ø 19,05	Ch -8206, 8-9Q
					<b>05-0326</b>	Bosch	Ø 22,20	Ch 8207-, 8Q, -ABS
	96-				<b>05-0253</b>		Ø 23,81	9Q, -ABS
	96-				<b>05-0252</b>		Ø 23,81	Ch -8206, 9Q, +ABS
	96-				<b>05-0228</b>	Bdx	Ø 22,20	8Q, -ABS
1.9 TD Eng. DHX(XUD9TF-BTF) (66kW)	96-		R		<b>04-0642</b>		Ø 19,05	Ch -8206, 8-9Q
					<b>05-0326</b>	Bosch	Ø 22,20	Ch 8207-, 8Q, -ABS
	95-				<b>05-0253</b>		Ø 23,81	9Q, -ABS
	95-				<b>05-0252</b>		Ø 23,81	Ch -8206, 9Q, +ABS
	95-				<b>05-0228</b>	Bdx	Ø 22,20	8Q, -ABS
1.9 TD, Flatbed Eng. D8B(XUD9TF) (68kW)	96-		R		<b>04-0642</b>		Ø 19,05	Ch -8206, 8-9Q
					<b>05-0326</b>	Bosch	Ø 22,20	Ch 8207-, 8Q, -ABS
	96-				<b>05-0253</b>		Ø 23,81	9Q, -ABS
	96-				<b>05-0252</b>		Ø 23,81	Ch -8206, 9Q, +ABS
	96-				<b>05-0228</b>	Bdx	Ø 22,20	8Q, -ABS
2.0 16v (102kW)	3/00-				<b>05-0411</b>	Bosch	Ø 23,81	9Q, +ABS
	3/00-				<b>05-0325</b>	Bosch	Ø 23,81	9Q, -ABS
	2.0 16v Eng. RFN(EW10J4) (100kW)	00-		R	<b>04-0642</b>		Ø 19,05	
	3/00-				<b>05-0323</b>	Bosch	Ø 22,20	9Q, +ABS
2.0 HDi, Van Eng. RHS/RHZ(DW10ATED) (80kW)	3/00-				<b>05-0411</b>	Bosch	Ø 23,81	9Q, +ABS
	3/00-				<b>05-0325</b>	Bosch	Ø 23,81	9Q, -ABS
	00-		R		<b>04-0642</b>		Ø 19,05	
	00-				<b>05-0323</b>	Bosch	Ø 22,20	9Q, +ABS
	00-				<b>05-0411</b>	Bosch	Ø 23,81	9Q, +ABS
2.0 HDi, Van, Flatbed Eng. RHX(DW10BTED) (69kW)	00-				<b>05-0325</b>	Bosch	Ø 23,81	9Q, -ABS
	3/00-				<b>54-0064</b>		Ø 23,81	
	3/00-				<b>55-0083</b>		Ø 19,05	
	10/99-		R		<b>04-0642</b>		Ø 19,05	
	10/99-				<b>05-0323</b>	Bosch	Ø 22,20	9Q, +ABS
10/99-					<b>05-0411</b>	Bosch	Ø 23,81	9Q, +ABS
					<b>05-0325</b>	Bosch	Ø 23,81	9Q, -ABS
	10/99-				<b>54-0064</b>		Ø 23,81	
	10/99-				<b>55-0083</b>		Ø 19,05	
<b>Jumpy II 1/07-</b>								
1.6 HDi, Van Eng. DV6UTED4 (66kW)	07-		R		<b>04-0966</b>	Trw	Ø 22,20	Alu
	07-				<b>05-0732</b>	Ate	Ø 25,40	Alu





































		Spare Parts	F/R	L/R	METELLI ref.		DIMENSIONS mm.	NOTE
2.0 HDi Eng. RHK(DW10UTED4) (88kW)	07-		R		<b>04-0966</b>	Trw	Ø 22,20	Alu
	07-				<b>05-0732</b>	Ate	Ø 25,40	Alu
2.0 HDi 16v Eng. RHR(DW10BTED4) (100kW)	07-		R		<b>04-0966</b>	Trw	Ø 22,20	Alu
	07-				<b>05-0732</b>	Ate	Ø 25,40	Alu
<b>Nemo 2/08-</b>								
1.4 Eng. KFV(TU3A) (54kW)	08-		R		<b>04-0933</b>	Ap	Ø 20,64	Alu
1.4 HDi Eng. DV4TD (50kW)	08-		R		<b>04-0933</b>	Ap	Ø 20,64	Alu
<b>Relay 1/95-</b>								
1.9 D Eng. D9B(XUD9A-U) (51kW)	95-		R		<b>04-0634</b>		Ø 25,40	10-14Q, +ABS
	95-				<b>05-0237</b>		Ø 23,81	10-14Q, +ABS
2.5 D Eng. DJ5 (63kW)	95-		R		<b>04-0634</b>		Ø 25,40	10-14Q, +ABS
	95-		R		<b>04-0636</b>		Ø 28,60	18Q, +ABS
	95-				<b>05-0237</b>		Ø 23,81	10-14Q, +ABS
	95-				<b>05-0236</b>		Ø 25,40	18Q, +ABS
2.5 TD Eng. DJ5T (75kW)	95-		R		<b>04-0635</b>		Ø 27,00	14Q, +ABS
	95-		R		<b>04-0636</b>		Ø 28,60	18Q, +ABS
	95-				<b>05-0237</b>		Ø 23,81	14Q, +ABS
	95-				<b>05-0236</b>		Ø 25,40	18Q, +ABS
<b>Synergie 1/94-</b>								
1.8i Eng. LFZ(XU7JP) (73kW)	97-		R		<b>04-0642</b>		Ø 19,05	-ABS
	97-				<b>05-0227</b>	Bdx	Ø 22,20	+ABS
	97-				<b>05-0228</b>	Bdx	Ø 22,20	-ABS
1.9 TD Eng. DHY(XUD9TE) (68kW)	94-		R		<b>04-0642</b>		Ø 19,05	
	94-				<b>05-0252</b>		Ø 23,81	+ABS
	94-				<b>05-0253</b>		Ø 23,81	-ABS
2.0 Eng. RFU(XU10J2C) (88kW)	94-		R		<b>04-0642</b>		Ø 19,05	
	94-				<b>05-0252</b>		Ø 23,81	+ABS
	94-				<b>05-0253</b>		Ø 23,81	-ABS
2.0 T. Eng. RGX(XU10J2TE) (108kW)	94-				<b>05-0252</b>		Ø 23,81	+ABS
	94-				<b>05-0253</b>		Ø 23,81	-ABS

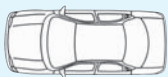












## DACIA

<b>Logan, SW 9/04-</b>								
1.4 Eng. K7J710 (55kW)	04-		R		<b>04-0703</b>	Luc	Ø 17,78	+ABS
	9/04-		R		<b>04-0743</b>	Bosch	Ø 19,05	-ABS
	04-		R		<b>04-0984</b>	Bosch	Ø 22,00	Alu, SW
	04-				<b>05-0697</b>		Ø 20,64	Alu, Exc. MPV/SW, +ABS
	04-				<b>05-0696</b>		Ø 20,64	Alu, Exc. MPV/SW, -ABS
	08-				<b>05-0755</b>		Ø 22,20	Alu, SW/MPV
1.5 DCi Eng. K9K790 (48kW)	05-		R		<b>04-0703</b>	Luc	Ø 17,78	+ABS
	9/05-		R		<b>04-0743</b>	Bosch	Ø 19,05	-ABS
	05-				<b>05-0697</b>		Ø 20,64	Alu, Exc. MPV/SW, +ABS
	05-				<b>05-0696</b>		Ø 20,64	Alu, Exc. MPV/SW, -ABS
	08-				<b>05-0755</b>		Ø 22,20	Alu, SW/MPV
1.5 DCi Eng. K9K792 (50kW)	06-		R		<b>04-0743</b>	Bosch	Ø 19,05	-ABS
	06-		R		<b>04-0703</b>	Luc	Ø 17,78	+ABS
	04-		R		<b>04-0984</b>	Bosch	Ø 22,00	Alu, SW
	06-				<b>05-0697</b>		Ø 20,64	Alu, Exc. MPV/SW, +ABS
	06-				<b>05-0696</b>		Ø 20,64	Alu, Exc. MPV/SW, -ABS
	08-				<b>05-0755</b>		Ø 22,20	Alu, SW/MPV
1.5 DCi Eng. K9K796 (63kW)	07-		R		<b>04-0743</b>	Bosch	Ø 19,05	-ABS
	07-		R		<b>04-0703</b>	Luc	Ø 17,78	+ABS
	04-		R		<b>04-0984</b>	Bosch	Ø 22,00	Alu, SW
	07-				<b>05-0697</b>		Ø 20,64	Alu, Exc. MPV/SW, +ABS
	07-				<b>05-0696</b>		Ø 20,64	Alu, Exc. MPV/SW, -ABS
	08-				<b>05-0755</b>		Ø 22,20	Alu, SW/MPV
1.6 Eng. K7M710 (64kW)	04-		R		<b>04-0703</b>	Luc	Ø 17,78	+ABS
	9/04-		R		<b>04-0743</b>	Bosch	Ø 19,05	-ABS
	04-		R		<b>04-0984</b>	Bosch	Ø 22,00	Alu, SW
	04-				<b>05-0697</b>		Ø 20,64	Alu, Exc. MPV/SW, +ABS
	04-				<b>05-0696</b>		Ø 20,64	Alu, Exc. MPV/SW, -ABS
	08-				<b>05-0755</b>		Ø 22,20	Alu, SW/MPV
1.6 16v Eng. K4M690 (77kW)	06-		R		<b>04-0703</b>	Luc	Ø 17,78	+ABS
	2/06-		R		<b>04-0743</b>	Bosch	Ø 19,05	-ABS



		Spare Parts	F/R	L/R	METELLI ref.		DIMENSIONS mm.	NOTE
1.6 16v Eng. K4M690 (77kW)	04-		R		<b>04-0984</b>	Bosch	Ø 22,00	Alu, SW
	06-				<b>05-0697</b>		Ø 20,64	Alu, Exc. MPV/SW, +ABS
	06-				<b>05-0696</b>		Ø 20,64	Alu, Exc. MPV/SW, -ABS
	08-				<b>05-0755</b>		Ø 22,20	Alu, SW/MPV
1.6 SW (62kW)	08-				<b>05-0755</b>		Ø 22,20	Alu, SW/MPV
<b>Sandero 6/08-</b>								
1.4 Eng. K7JA7 (55kW)	08-		R		<b>04-0703</b>	Luc	Ø 17,78	+ABS
1.6 Eng. K7MF7 (64kW)	08-		R		<b>04-0703</b>	Luc	Ø 17,78	+ABS

## DAEWOO












<b>Cielo 2/95-</b>								
1.5 Eng. G15MF (55kW)	2/95-		R		<b>04-0300</b>		Ø 17,46	
	2/95-				<b>05-0189</b>		Ø 22,22	Alu
<b>Espero (KLEJ) 10/91-9/99</b>								
1.5 Eng. G15MF (55kW)	97-		R		<b>04-0298</b>		Ø 19,05	
	97-				<b>05-0189</b>		Ø 22,22	Alu
1.5 16v Eng. A15MF (66kW)	93-94		R		<b>04-0298</b>		Ø 19,05	
	95-99		R		<b>04-0298</b>		Ø 19,05	
	93-94				<b>05-0189</b>		Ø 22,22	Alu
	95-99				<b>05-0189</b>		Ø 22,22	Alu
1.8 Eng. C18LE (66-70kW)	95-97		R		<b>04-0298</b>		Ø 19,05	
	95-97				<b>05-0189</b>		Ø 22,22	Alu
2.0 Eng. C20LE (77kW)	95-97		R		<b>04-0298</b>		Ø 19,05	
	95-97				<b>05-0189</b>		Ø 22,22	Alu
2.0 Eng. C20NEF (74kW)	91-93		R		<b>04-0298</b>		Ø 19,05	
	91-93				<b>05-0189</b>		Ø 22,22	Alu
2.0 Eng. C20SED (81kW)	93-94		R		<b>04-0298</b>		Ø 19,05	
	93-94				<b>05-0189</b>		Ø 22,22	Alu
<b>Kalos (KLAS) 9/02-</b>								
1.2 Eng. B12S1 (53kW)	03-		R		<b>04-0298</b>		Ø 19,05	
	03-				<b>05-0707</b>		Ø 22,20	Alu, +ABS
1.4 16v Eng. F14D3 (69kW)	03-		R		<b>04-0298</b>		Ø 19,05	
	03-				<b>05-0707</b>		Ø 22,20	Alu, +ABS
1.4 16v Eng. F14S3 (61kW)	02-		R		<b>04-0298</b>		Ø 19,05	
	02-				<b>05-0707</b>		Ø 22,20	Alu, +ABS
<b>Lacetti (KLAN) 2/04-</b>								
1.4 16v Eng. F14D3 (69kW)	04-				<b>05-0723</b>		Ø 22,20	Alu, +ESP
	04-				<b>05-0722</b>		Ø 22,20	Alu, -ESP
1.6 Eng. F16D (80kW)	04-				<b>05-0723</b>		Ø 22,20	Alu, +ESP
	04-				<b>05-0722</b>		Ø 22,20	Alu, -ESP
1.8 Eng. T18SED (90kW)	04-				<b>05-0723</b>		Ø 22,20	Alu, +ESP
	04-				<b>05-0722</b>		Ø 22,20	Alu, -ESP
<b>Lanos (KLAT) 5/97-</b>								
1.4 Eng. A14SMS (55kW)	97-		R		<b>04-0300</b>		Ø 17,46	
	97-				<b>05-0760</b>		Ø 20,64	Alu, +ABS
	97-				<b>05-0507</b>		Ø 20,64	Alu, -ABS
1.5 Eng. A15SMS (63kW)	97-		R		<b>04-0300</b>		Ø 17,46	
	97-				<b>05-0760</b>		Ø 20,64	Alu, +ABS
	97-				<b>05-0507</b>		Ø 20,64	Alu, -ABS
1.6 16v Eng. A16DMS (78kW)	97-		R		<b>04-0298</b>		Ø 19,05	
	97-		R		<b>04-0760</b>	Fte	Ø 20,64	Ch 447434-, Alu
	97-				<b>05-0511</b>		Ø 22,20	Alu, +ABS
	97-				<b>05-0336</b>		Ø 22,20	Alu, -ABS
<b>Matiz (KLYA) 9/98-</b>								
0.8 Eng. F8CV (38kW)			R		<b>04-0767</b>		Ø 17,46	Ch 320904-
	98-				<b>05-0433</b>		Ø 20,64	Ch 577031-, Alu, -Fixing hole BFR, +ABS
	98-				<b>05-0335</b>		Ø 20,64	Ch 577031-, Alu, -Fixing hole BFR, -ABS
	98-				<b>05-0513</b>		Ø 20,64	Ch -577030, Alu, +Fixing hole BFR, +ABS
	98-				<b>05-0514</b>		Ø 20,64	Ch -577030, Alu, +Fixing hole BFR, -ABS
1.0 Eng. B10S1 (47kW)	1/03-1/05		R		<b>04-0767</b>		Ø 17,46	
	1/03-				<b>05-0433</b>		Ø 20,64	Alu, -Fixing hole BFR, +ABS
	1/03-				<b>05-0335</b>		Ø 20,64	Alu, -Fixing hole BFR, -ABS

		Spare Parts	F/R	L/R	METELLI ref.		DIMENSIONS mm.	NOTE
<b>Nexia (KLETN) 2/95-8/97</b>								
1.5 Eng. G15MF (55kW)	96-		R		04-0300		Ø 17,46	
	96-				05-0189		Ø 22,22	Alu
1.5 16v Eng. A15MF (66kW)	2/95-		R		04-0298		Ø 19,05	
	2/95-				05-0189		Ø 22,22	Alu
1.8 Eng. C18LE (74kW)	10/95-		R		04-0298		Ø 19,05	
	10/95-				05-0189		Ø 22,22	Alu
<b>Nubira (KLAJ), SW 5/97-</b>								
1.6 16v Eng. A16DMS (78kW)	97-		R		04-0843		Ø 20,64	
	97-				05-0336		Ø 22,20	Alu, -ABS
1.6 16v Eng. A16DMS (80kW)	7/03-		R		04-0843		Ø 20,64	
<b>Tico (KLY3) 2/95-</b>								
0.8 Eng. F8C (35kW)	2/95-		R	L	04-0772		Ø 17,46	
	2/95-		R	R	04-0773		Ø 17,46	



















## DAEWOO LCV

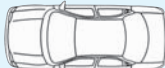































<b>Matiz Van 1/98-</b>								
0.8 i Eng. F8CV (38kW)			R		04-0767		Ø 17,46	Ch 320904-
	98-				05-0433		Ø 20,64	Ch 577031-, Alu, -Fixing hole BFR, +ABS
	98-				05-0335		Ø 20,64	Ch 577031-, Alu, -Fixing hole BFR, -ABS
	98-				05-0513		Ø 20,64	Ch -577030, Alu, +Fixing hole BFR, +ABS
	98-				05-0514		Ø 20,64	Ch -577030, Alu, +Fixing hole BFR, -ABS

## DAF





<b>33 7/67-9/74</b>								
0.7 (21kW)	67-		R		04-0043		Ø 15,87	
	67-		R		04-0029		Ø 19,05	
<b>66 10/72-9/75</b>								
1.1, SW (35kW)	73-		R		04-0085		Ø 20,64	
<b>Pilot</b>								
1.9 D	96-		R		04-0167		Ø 20,32	
<b>Serie 200 (20 Q - 25,5 Q)</b>								
1.7	89-96		R		04-0167		Ø 20,32	
2.0	89-96		R		04-0167		Ø 20,32	
<b>Serie 400 Van</b>								
2.0	89-96		R		04-0248		Ø 15,87	Exc. Bus, V8 Police
2.5 D 428-435 (53kW)	89-93		R		04-0248		Ø 15,87	Exc. Bus, V8 Police
2.5 TD 428-435 (71kW)	89-93		R		04-0248		Ø 15,87	Exc. Bus, V8 Police
3.5 V8	89-96		R		04-0248		Ø 15,87	Exc. Bus, V8 Police
Bus, V8 Police	89-96		R		04-0247		Ø 17,46	

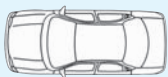























































## DAIHATSU

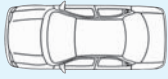





























































<b>Charade III (G100, G101, G102) 3/87-1/93</b>								
1.0 (G100) Eng. CB23 (38kW)	2/87-92		R	L	04-0622		Ø 17,46	Alu
	2/87-92		R	R	04-0623		Ø 17,46	Alu
1.0 (G100) Eng. CB90 (40-41kW)	89-92		R	L	04-0622		Ø 17,46	Alu
	89-92		R	R	04-0623		Ø 17,46	Alu
1.0 D (G101) Eng. CL11 (27kW)	2/87-92		R	L	04-0622		Ø 17,46	Alu
	2/87-92		R	R	04-0623		Ø 17,46	Alu
1.0 GTi (G100) Eng. CB80 (74kW)	2/87-92		R	L	04-0622		Ø 17,46	Alu
	2/87-92		R	R	04-0623		Ø 17,46	Alu
1.0 T. (G100) Eng. CB61 (50kW)	2/87-90		R	L	04-0622		Ø 17,46	Alu
	2/87-90		R	R	04-0623		Ø 17,46	Alu
1.0 TD (G101) Eng. CL61 (35kW)	2/87-92		R	L	04-0622		Ø 17,46	Alu
	2/87-92		R	R	04-0623		Ø 17,46	Alu
1.3 4WD (G102) Eng. HCE (66kW)	10/88-11/93		R	L	04-0622		Ø 17,46	Alu
	10/88-11/93		R	R	04-0623		Ø 17,46	Alu
1.3 i (G102) Eng. HCE (66kW)	10/88-11/93		R	L	04-0622		Ø 17,46	Alu
	10/88-11/93		R	R	04-0623		Ø 17,46	Alu
<b>Charade IV (G200, G202) 1/93-4/01</b>								
1.3, 16v Eng. HC (44-55-62kW)	7/97-		R	L	04-0622		Ø 17,46	Alu
	7/97-		R	R	04-0623		Ø 17,46	Alu

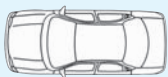


































































		Spare Parts	F/R	L/R	METELLI ref.		DIMENSIONS mm.	NOTE
<b>Charmant (A) 11/81-7/87</b>								
1.3 (A35) Eng. 4K (48kW)	3/82-12/82		R		04-0216		Ø 20,64	
1.6 (A45) Eng. 2T (55kW)	81-84		R		04-0064		Ø 20,64	
1.6 (A60) Eng. 4A (57-60-61kW)	83-87		R		04-0064		Ø 20,64	
<b>Copen 9/03-</b>								
0.7 Eng. JB (50kW)	03-		R		04-0967	Hosei	Ø 17,46	Alu
1.3 Eng. K3VE (63kW)	06-		R		04-0967	Hosei	Ø 17,46	Alu
<b>Cuore IV (L501) 1/95-11/96</b>								
0.8 Eng. ED20 (32kW)	95-96		R		04-0955	Hosei	Ø 17,46	Alu
<b>Cuore V (L5) 11/96-10/98</b>								
0.8 Eng. EFEL (31kW)	96-98		R		04-0955	Hosei	Ø 17,46	Alu
<b>Cuore VI 10/98-5/03</b>								
1.0 i (L701) Eng. EJDE (41kW)	98-03		R		04-0955	Hosei	Ø 17,46	Alu
<b>Cuore VII 5/03-9/07</b>								
1.0 Eng. EJVE (43kW)	03-07		R		04-0994		Ø 17,46	Alu
<b>Cuore VIII 10/07-</b>								
1.0 Eng. 1KRFE (51kW)	07-		R		04-0994		Ø 17,46	Alu
<b>Materia 1/07-</b>								
1.3 Eng. K3 (67kW)	07-		R	L	04-0895		Ø 17,46	Alu
	07-		R	R	04-0805		Ø 17,46	Alu
1.5, 4WD Eng. 3SZVE (76kW)	07-		R	L	04-0895		Ø 17,46	Alu
	07-		R	R	04-0805		Ø 17,46	Alu
<b>Move (L6, L9) 10/96-</b>								
0.8 Eng. ED20 (32kW)	96-		R		04-0955	Hosei	Ø 17,46	Alu
1.0 i Eng. EJDE (41kW)	98-		R		04-0955	Hosei	Ø 17,46	Alu
<b>Sirion (M1) 4/98-</b>								
1.0 i, 4WD Eng. EJDE (41kW)	98-00		R		04-0967	Hosei	Ø 17,46	Alu
	98-00		R		04-0986	Nissin	Ø 17,46	Alu
1.0, 4WD Eng. 1KRFE (51kW)	05-		R	L	04-0895		Ø 17,46	Alu
	05-		R	R	04-0805		Ø 17,46	Alu
1.0, 4WD Eng. EJVE (43kW)	00-		R		04-0967	Hosei	Ø 17,46	Alu
1.3 Eng. K3VE (63kW)	05-		R	L	04-0895		Ø 17,46	Alu
	05-		R	R	04-0805		Ø 17,46	Alu
1.3 Sport, 4WD Eng. K3VE2 (75kW)	00-		R		04-0986	Nissin	Ø 17,46	Alu
	00-05		R		04-0967	Hosei	Ø 17,46	Alu
<b>Terios I (J1) 10/97-4/06</b>								
1.3 Eng. K3VE (63kW)	01-		R	L	04-0928	Aisin	Ø 20,64	
	01-		R	R	04-0927	Aisin	Ø 20,64	
1.3 4WD Eng. HEEJ (61kW)	97-00		R	L	04-0928	Aisin	Ø 20,64	
	97-00		R	R	04-0927	Aisin	Ø 20,64	
1.3 4WD Eng. K3VE (63kW)	00-		R	L	04-0928	Aisin	Ø 20,64	
	00-		R	R	04-0927	Aisin	Ø 20,64	
<b>Terios II 5/06-</b>								
1.3, 4WD Eng. K3VE (63kW)	06-		R		04-0905		Ø 19,05	Alu
	06-		R	L	04-0928	Aisin	Ø 20,64	
	06-		R	R	04-0927	Aisin	Ø 20,64	
	06-				05-0745		Ø 22,20	Alu
1.5, 4WD Eng. 3SZVE (77kW)	06-		R		04-0905		Ø 19,05	Alu
	06-				05-0745		Ø 22,20	Alu
<b>Trevis 6/06-</b>								
1.0 Eng. EJVE (43kW)	06-		R		04-0955	Hosei	Ø 17,46	Alu
<b>YRV (M2) 2/01-</b>								
1.0 Eng. EJVE (43kW)	01-		R		04-0967	Hosei	Ø 17,46	Alu
1.3, 4WD Eng. K3VE (63kW)	01-		R		04-0967	Hosei	Ø 17,46	Alu
	01-		R		04-0986	Nissin	Ø 17,46	Alu

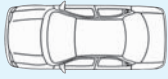













































## FIAT

<b>1000er-Serie 7/53-3/69</b>								
1.1 (29kW)			F		04-0010		Ø 28,57	
			R		04-0283		Ø 22,22	
	53-61		R		04-0072		Ø 19,05	
1.3 (45kW)	61-67		R		04-0433		Ø 22,20	
					54-0005G		Ø 19,05	
					54-0005		Ø 19,05	Alu

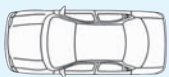














































		Spare Parts	F/R	L/R	METELLI ref.		DIMENSIONS mm.	NOTE
1.3 (45kW)					<b>55-0010G</b>		Ø 19,05	
					<b>55-0010</b>		Ø 19,05	Alu
1.5 (49kW)	61-69		R		<b>04-0433</b>		Ø 22,20	
					<b>54-0005G</b>		Ø 19,05	
					<b>54-0005</b>		Ø 19,05	Alu
					<b>55-0010G</b>		Ø 19,05	
					<b>55-0010</b>		Ø 19,05	Alu
1.5 Eng. 115 (55kW)	64-68		R		<b>04-0433</b>		Ø 22,20	
					<b>54-0005G</b>		Ø 19,05	
					<b>54-0005</b>		Ø 19,05	Alu
					<b>55-0010G</b>		Ø 19,05	
					<b>55-0010</b>		Ø 19,05	Alu
<b>124 7/66-7/75</b>								
1.2, SW Eng. 124A.000 (48kW)	73-75				<b>05-0009</b>		Ø 19,05	(<->)
	73-75				<b>09-0001</b>		Ø	Alu
1.5 Special Eng. 124B2.000 (55kW)	73-75				<b>05-0009</b>		Ø 19,05	(<->)
	73-75				<b>09-0001</b>		Ø	Alu
1.6 Special T Eng. 132A9/AC9 (70kW)	73-75				<b>05-0009</b>		Ø 19,05	(<->)
	73-75				<b>09-0001</b>		Ø	Alu
<b>124 Coupe 6/67-2/76</b>								
1.6 Sport Eng. 132AC.000 (74-76-80kW)	72-75				<b>05-0009</b>		Ø 19,05	(<->)
	72-75				<b>09-0001</b>		Ø	Alu
<b>124 Spider 1/66-9/85</b>								
1.6 Sport Eng. 125BC (81kW)	69-73				<b>05-0009</b>		Ø 19,05	(<->)
	69-73				<b>09-0001</b>		Ø	Alu
1.6 Sport Eng. 132AC.000 (74-76-80kW)	69-74				<b>05-0009</b>		Ø 19,05	(<->)
	69-74				<b>09-0001</b>		Ø	Alu
1.8 Sport (82kW)	73-75				<b>05-0009</b>		Ø 19,05	(<->)
	73-75				<b>09-0001</b>		Ø	Alu
1.8 Sport CS1 Eng. 132AC1 (84-87kW)	72-77				<b>05-0009</b>		Ø 19,05	(<->)
	72-77				<b>09-0001</b>		Ø	Alu
2.0 Europa Volumex Eng. 232R14 (99kW)	83-85				<b>05-0127</b>		Ø 22,20	
<b>125 7/67-3/74</b>								
1.6 Eng. 125A.000 (66kW)	67-74				<b>05-0008</b>		Ø 19,05	LHD
	67-74				<b>05-0063</b>		Ø 19,05	RHD
	67-74				<b>09-0001</b>		Ø	Alu
1.6 Special Eng. 125B.000 (74kW)	69-73				<b>05-0008</b>		Ø 19,05	LHD
	69-73				<b>05-0063</b>		Ø 19,05	RHD
	69-73				<b>09-0001</b>		Ø	Alu
<b>126 9/72-9/00</b>								
0.6 Eng. 126A.000 (17kW)	9/72-9/76		F		<b>04-0005</b>		Ø 23,81	
	9/72-9/76		R		<b>04-0006</b>		Ø 15,72	
	9/72-9/76				<b>05-0005</b>		Ø 19,05	
0.65 Eng. 126A1.000/ 126A1.048 (17kW)	-87		F		<b>04-0050</b>		Ø 23,81	
	-87		R		<b>04-0072</b>		Ø 19,05	
					<b>05-0005</b>		Ø 19,05	Vett -6195908
	-87				<b>05-0021</b>		Ø 19,05	Vett 6195909-
0.7 Eng. 126A2.000/ 126A2.048 (19kW)	9/87-		F		<b>04-0050</b>		Ø 23,81	
	9/87-		R		<b>04-0072</b>		Ø 19,05	
	9/87-				<b>05-0021</b>		Ø 19,05	
<b>127 6/71-12/86</b>								
0.9 Eng. 100GL.000 (33kW)	10/82-83		R		<b>04-0156</b>		Ø 19,05	
	71-82		R		<b>04-0072</b>		Ø 19,05	
	71-77				<b>05-0018</b>		Ø 19,05	
	71-77				<b>05-0014</b>		Ø 19,05	LHD
	78-83				<b>05-0019</b>		Ø 19,05	
	71-83				<b>09-0001</b>		Ø	Alu
0.9 Eng. 100GL.048 (29kW)	71-77		R		<b>04-0072</b>		Ø 19,05	
	71-77				<b>05-0006</b>		Ø 19,05	
	71-77				<b>09-0001</b>		Ø	Alu
1.0 , Panorama Eng. 127A.000 (37kW)	10/82-86		R		<b>04-0156</b>		Ø 19,05	
	77-82		R		<b>04-0072</b>		Ø 19,05	
	-77				<b>05-0018</b>		Ø 19,05	
	-77				<b>05-0014</b>		Ø 19,05	LHD

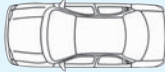
























































		Spare Parts	F/R	L/R	METELLI ref.		DIMENSIONS mm.	NOTE
1.0 , Panorama Eng. 127A.000 (37kW)	78-86				05-0019		Ø 19,05	
	77-86				09-0001		Ø	Alu
1.0 Sport Eng. 127A1.000 (51kW)	6/78-		R		04-0072		Ø 19,05	Vett -2545660
	6/78-9/82				05-0065		Ø 19,05	
	6/78-9/82				09-0001		Ø	Alu
1.3 Eng. 127A3.000 (55kW)	10/82-83		R		04-0156		Ø 19,05	
	2/82-9/82		R		04-0072		Ø 19,05	
	2/82-83				05-0065		Ø 19,05	
	10/82-83				09-0001		Ø	Alu
1.3 D, Panorama Eng. 127A5.000 (33kW)	10/82-		R		04-0156		Ø 19,05	
	-9/82		R		04-0072		Ø 19,05	
	-9/82				05-0068		Ø 19,05	
	-9/82				09-0001		Ø	Alu
<b>128 3/69-12/84</b>								
1.1, Familiare Eng. 128A.000 (40kW)	69-84		R		04-0072		Ø 19,05	
	73-				05-0020		Ø 19,05	Vett 2318533-
	73-				05-0005		Ø 19,05	Vett -2318532
	72-				05-0004		Ø 19,05	Vett -2318532, +Servo
1.3 Coupe, Berlinetta Eng. 128AC.000 (54-55kW)	72-79		R		09-0001		Ø	Alu
					04-0072		Ø 19,05	
					05-0020		Ø 19,05	Vett 2318533-
					05-0005		Ø 19,05	Vett -2318532
1.3 Coupe, Berlinetta Eng. 128AC.000 (54-55kW)	72-				05-0004		Ø 19,05	Vett -2318532, +Servo
	72-				09-0001		Ø	Alu
	72-				04-0072		Ø 19,05	
	72-				05-0020		Ø 19,05	Vett 2318533-
1.3 Rally Eng. 128AC.000 (49kW)	71-76		R		05-0005		Ø 19,05	Vett -2318532
					05-0004		Ø 19,05	Vett -2318532, +Servo
					09-0001		Ø	Alu
					04-0072		Ø 19,05	
1.3 Sport, Familiare Eng. 128A1.000 (44kW)	74-84		R		05-0020		Ø 19,05	Vett 2318533-
					05-0005		Ø 19,05	Vett -2318532
					05-0004		Ø 19,05	Vett -2318532, +Servo
					09-0001		Ø	Alu
<b>131 10/74-12/84</b>								
1.3 Mirafiori Eng. 131A6.000 (40kW)	74-81		R		04-0009		Ø 22,22	
	-81		R		04-0084		Ø 22,22	Ch 1110250-
	74-81				05-0062		Ø 19,05	
	74-81				09-0002		Ø	Alu
	74-81				09-0007		Ø	Alu
1.3 Super Mirafiori Eng. 131B.000/A7/B7 (57kW)	78-80		R		04-0009		Ø 22,22	
	-80		R		04-0084		Ø 22,22	Ch 1110250-
	78-80				05-0062		Ø 19,05	
	78-80				09-0002		Ø	Alu
1.4 Eng. 131C1.000 (51kW)	80-84		R		09-0002		Ø	Alu
	-84		R		04-0009		Ø 22,22	Ch 1110250-
	80-84				04-0084		Ø 22,22	
	80-84				05-0062		Ø 19,05	
	82-84				09-0002		Ø	Alu
1.6 Mirafiori Eng. 131A1.000/AF1/B1 (55kW)	82-84				09-0007		Ø	Alu
	74-81		R		04-0009		Ø 22,22	
	-81		R		04-0084		Ø 22,22	Ch 1110250-
	74-81				05-0062		Ø 19,05	
1.6 Super Mirafiori Eng. 131C3.000 (71kW)	74-81				09-0002		Ø	Alu
	78-84		R		04-0009		Ø 22,22	
	-84		R		04-0084		Ø 22,22	Ch 1110250-
	78-84				05-0062		Ø 19,05	
	78-82				09-0002		Ø	Alu
2.0 Abarth Rally (103kW)	82-84				09-0007		Ø	Alu
	76-80		R		04-0009		Ø 22,22	
	76-80				05-0062		Ø 19,05	
2.0 D Eng. 8144.65 (44kW)	76-80				09-0002		Ø	Alu
	78-84		R		04-0009		Ø 22,22	
	-84		R		04-0084		Ø 22,22	Ch 1110250-
78-84				05-0062		Ø 19,05		

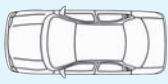






















































		Spare Parts	F/R	L/R	METELLI ref.		DIMENSIONS mm.	NOTE
2.0 D Eng. 8144.65 (44kW)	78-82				<b>09-0002</b>		Ø	Alu
	82-84				<b>09-0007</b>		Ø	Alu
2.0 Racing Eng. 131B2.000 (85kW)	78-81		R		<b>04-0009</b>		Ø 22,22	
	78-81				<b>05-0062</b>		Ø 19,05	
	78-81				<b>09-0002</b>		Ø	Alu
2.5 D Eng. 8144.61 (53kW)	78-84		R		<b>04-0009</b>		Ø 22,22	
	-84		R		<b>04-0084</b>		Ø 22,22	Ch 1110250-
	78-84				<b>05-0062</b>		Ø 19,05	
	78-82				<b>09-0002</b>		Ø	Alu
	82-84				<b>09-0007</b>		Ø	Alu
<b>132 4/72-12/82</b>								
1.6 Eng. 132C.000 (72kW)	76-		R		<b>04-0009</b>		Ø 22,22	
	76-				<b>05-0064</b>		Ø 19,05	LHD
	76-82				<b>05-0008</b>		Ø 19,05	LHD
	76-82				<b>05-0053</b>		Ø 19,05	RHD
	-82				<b>09-0001</b>		Ø	Alu
2.0 Eng. 132C2.000 (82kW)	77-		R		<b>04-0009</b>		Ø 22,22	
	-77				<b>05-0008</b>		Ø 19,05	LHD
	77-				<b>05-0064</b>		Ø 19,05	LHD
	77-81				<b>05-0053</b>		Ø 19,05	RHD
	-81				<b>09-0001</b>		Ø	Alu
2.0 D Eng. 8144.65 (44kW)	78-		R		<b>04-0009</b>		Ø 22,22	
	78-				<b>05-0064</b>		Ø 19,05	LHD
	78-82				<b>05-0053</b>		Ø 19,05	RHD
	-82				<b>09-0001</b>		Ø	Alu
	2.5 D Eng. 8144.61 (53kW)	78-		R		<b>04-0009</b>		Ø 22,22
78-					<b>05-0064</b>		Ø 19,05	LHD
78-82					<b>05-0053</b>		Ø 19,05	RHD
-82					<b>09-0001</b>		Ø	Alu
<b>147 / Spazio 10/76-12/95</b>								
1.0, Panorama Eng. 127AB/ AJ (37kW)	76-12/82		R		<b>04-0072</b>		Ø 19,05	
	82-		R		<b>04-0156</b>		Ø 19,05	
1.1 (40kW)	-12/82		R		<b>04-0072</b>		Ø 19,05	
	-12/82				<b>05-0068</b>		Ø 19,05	
	-12/82				<b>09-0001</b>		Ø	Alu
1.3 D (36kW)	84-93		R		<b>04-0072</b>		Ø 19,05	
1.3 D, Panorama Eng. 127A5.000 (33kW)	-12/82		R		<b>04-0072</b>		Ø 19,05	
	-12/82				<b>05-0068</b>		Ø 19,05	
	-12/82				<b>09-0001</b>		Ø	Alu
	-12/82							
1.3 Rallye (53kW)	-12/82		R		<b>04-0072</b>		Ø 19,05	
	83-7/83		R		<b>04-0156</b>		Ø 19,05	
	-12/82				<b>05-0068</b>		Ø 19,05	
	-12/82				<b>09-0001</b>		Ø	Alu
	1.3, Panorama (41-45kW)	7/80-82		R		<b>04-0072</b>		Ø 19,05
83-7/83			R		<b>04-0156</b>		Ø 19,05	
-12/82					<b>05-0068</b>		Ø 19,05	
-12/82					<b>09-0001</b>		Ø	Alu
<b>500 1/57-1/76</b>								
0.5 Eng. 110.000 (11kW)	65-72		F		<b>04-0001</b>		Ø 22,22	F-L
	72-74		F		<b>04-0005</b>		Ø 23,81	R
	65-72		R		<b>04-0002</b>		Ø 19,05	F-L
	72-74		R		<b>04-0006</b>		Ø 15,72	R
	65-72				<b>05-0001</b>		Ø 19,05	F-L
	72-74				<b>05-0010</b>		Ø 19,05	R
	72-74							
0.5 Eng. 110D.000 (13kW)	65-72		F		<b>04-0001</b>		Ø 22,22	F-L
	72-74		F		<b>04-0005</b>		Ø 23,81	R
	65-72		R		<b>04-0002</b>		Ø 19,05	F-L
	72-74		R		<b>04-0006</b>		Ø 15,72	R
	65-72				<b>05-0001</b>		Ø 19,05	F-L
	72-74				<b>05-0010</b>		Ø 19,05	R
	72-74							
0.5 SW Eng. 120.000 (11kW)	65-72		F		<b>04-0001</b>		Ø 22,22	F-L
	72-74		F		<b>04-0005</b>		Ø 23,81	R
	65-72		R		<b>04-0002</b>		Ø 19,05	F-L
	72-74		R		<b>04-0006</b>		Ø 15,72	R

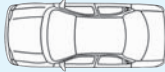































































		Spare Parts	F/R	L/R	METELLI ref.		DIMENSIONS mm.	NOTE
0.5 SW Eng. 120.000 (11kW)	65-72				05-0001		Ø 19,05	F-L
	72-74				05-0010		Ø 19,05	R
0.6 Eng. 126AB.000 (13kW)	65-72		F		04-0001		Ø 22,22	F-L
	72-74		F		04-0005		Ø 23,81	R
	65-72		R		04-0002		Ø 19,05	F-L
	72-74		R		04-0006		Ø 15,72	R
	65-72				05-0001		Ø 19,05	F-L
	72-74				05-0010		Ø 19,05	R
<b>500 II (150) 7/07-</b>								
1.2 Eng. 169A4.000 (52kW)	7/07-		R		04-0602	Bdx	Ø 20,64	
	07-				05-0682	Trw	Ø 20,64	Alu, +ABS
1.3 MJT Eng. 169A1.000 (55kW)	07/07-		R		04-0602	Bdx	Ø 20,64	
	07-				05-0682	Trw	Ø 20,64	Alu, +ABS
1.4 16v Eng. 169A3.000 (74kW)	07-				05-0681	Trw	Ø 22,20	Alu
<b>600 3/55-2/72</b>								
0.6 (15kW)	68-72		F		04-0003		Ø 22,22	D-E
	-70		F		04-0007		Ø 28,57	DM-T
	68-72		R		04-0072		Ø 19,05	D-E
	-70		R		04-0008		Ø 19,05	DM-T
					05-0002		Ø 19,05	Ch 1873147-, D-E
	-70				05-0003		Ø 25,40	DM-T
0.8 D Eng. 100D (17kW)	68-72		F		04-0003		Ø 22,22	D-E
	-70		F		04-0007		Ø 28,57	DM-T
	68-72		R		04-0072		Ø 19,05	D-E
	-70		R		04-0008		Ø 19,05	DM-T
					05-0002		Ø 19,05	Ch 1873147-, D-E
	-70				05-0003		Ø 25,40	DM-T
<b>850 7/64-12/72</b>								
0.8 Eng. 100GB (35kW)	68-72		R		04-0072		Ø 19,05	
	68-72				05-0015		Ø 19,05	
0.8 Berlina, super Eng. 100G (27kW)	64-72		F		04-0003		Ø 22,22	
	64-72		R		04-0072		Ø 19,05	
	64-72				05-0015		Ø 19,05	
0.8 Spider Eng. 100GS (36kW)	65-68		R		04-0072		Ø 19,05	
	65-68				05-0015		Ø 19,05	
0.8 T-Familiare Eng. 100GF (30kW)			F		04-0007		Ø 28,57	
			R		04-0008		Ø 19,05	
					05-0003		Ø 25,40	
0.9 Eng. 100GBC (38kW)	68-72		R		04-0072		Ø 19,05	
	68-72				05-0015		Ø 19,05	
0.9 Sport Spider Eng. 100GBS (38kW)	68-72		R		04-0072		Ø 19,05	
	68-72				05-0015		Ø 19,05	
<b>900 T/E 1/78-1/86</b>								
0.9 Panorama, Pulmino Eng. 100GF000 (26kW)	78-		F		04-0078		Ø 31,75	Ch -357983, T-Fourgon
	78-		R		04-0008		Ø 19,05	Ch -357983, T-Fourgon
	-8/82		R		04-0073		Ø 15,72	T-Fourgon / E Fourgon, Panorama
	9/82-86		R		04-0183		Ø 15,72	E Fourgon, Panorama
	78-				05-0003		Ø 25,40	Ch -357983, T-Fourgon
<b>Argenta (132A) 6/78-7/86</b>								
1.6 Eng. 132D.000 (72kW)	-4/83		R		04-0084		Ø 22,22	
	4/83-85				05-0067		Ø 20,64	
1.6 i.e Eng. 131B1.000 (66kW)	-4/83		R		04-0084		Ø 22,22	
	4/83-85				05-0067		Ø 20,64	
2.0 Eng. 132C2.000/ 132D1.000 (83kW)	-4/83		R		04-0084		Ø 22,22	
	4/83-85				05-0067		Ø 20,64	
2.0 i.e. Eng. 132C3.000 (90kW)	-4/83		R		04-0084		Ø 22,22	
	4/83-86				05-0067		Ø 20,64	
2.0 Volumex Eng. 132E (99kW)	-4/83		R		04-0084		Ø 22,22	
	4/83-86				05-0067		Ø 20,64	
2.5 D Eng. 8144.61 (53kW)	-4/83		R		04-0084		Ø 22,22	
	4/83-85				05-0067		Ø 20,64	
2.5 TD Eng. 8144.61.500.81 (66kW)	-4/83		R		04-0084		Ø 22,22	
	4/83-85				05-0067		Ø 20,64	

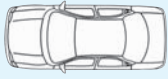

































































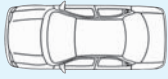

















































		Spare Parts	F/R	L/R	METELLI ref.		DIMENSIONS mm.	NOTE
<b>Barchetta (183) 4/95-</b>								
1.8 16v Eng. 183A1.000/ 188A6.000 (96kW)	95-				<b>05-0208</b>		Ø 22,20	Supplied -Servo
<b>Brava, Bravo (182) 10/95-10/01</b>								
1.2 16v Eng. 182B2.000 (60kW)	4/00-10/00		R		<b>04-0812</b>	Ap	Ø 22,00	Alu, -ABS
	98-		R		<b>04-0645</b>	Bdx	Ø 22,00	+ABS
	98-3/00		R		<b>04-0500</b>	Ap	Ø 22,00	-ABS
	98-				<b>05-0208</b>		Ø 22,20	Supplied -Servo
	98-				<b>54-0023</b>		Ø 25,40	RHD
	98-00				<b>54-0041</b>		Ø 25,40	RHD
1.2 16v Eng. 188A5.000 (59kW)	00-		R		<b>04-0645</b>	Bdx	Ø 22,00	+ABS
	4/00-10/01		R		<b>04-0812</b>	Ap	Ø 22,00	Alu, -ABS
	00-				<b>05-0208</b>		Ø 22,20	Supplied -Servo
	00-				<b>54-0041</b>		Ø 25,40	LHD/RHD
	00-				<b>54-0023</b>		Ø 25,40	RHD
1.4 Eng. 182A5.000 (55kW)	95-		R		<b>04-0500</b>	Ap	Ø 22,00	-ABS
	95-		R		<b>04-0645</b>	Bdx	Ø 22,00	+ABS
	95-				<b>05-0208</b>		Ø 22,20	Supplied -Servo
	95-				<b>54-0023</b>		Ø 25,40	RHD
	95-01				<b>54-0041</b>		Ø 25,40	RHD
	95-				<b>55-0027</b>		Ø 19,05	
1.4 12v Eng. 182A3.000 (59kW)	95-		R		<b>04-0500</b>	Ap	Ø 22,00	-ABS
	95-		R		<b>04-0645</b>	Bdx	Ø 22,00	+ABS
	95-				<b>05-0208</b>		Ø 22,20	Supplied -Servo
	95-				<b>54-0023</b>		Ø 25,40	RHD
	95-01				<b>54-0041</b>		Ø 25,40	RHD
	95-				<b>55-0027</b>		Ø 19,05	
1.6 16v Eng. 182A4.000 (76kW)	12/96-		R		<b>04-0645</b>	Bdx	Ø 22,00	+ABS
	4/00-10/01		R		<b>04-0812</b>	Ap	Ø 22,00	Alu, -ABS
	98-3/00		R		<b>04-0500</b>	Ap	Ø 22,00	-ABS
	12/96-				<b>05-0208</b>		Ø 22,20	Supplied -Servo
	96-				<b>54-0023</b>		Ø 25,40	
	96-				<b>55-0027</b>		Ø 19,05	
1.6 16v Eng. 182A6.000 (66kW)	12/96-		R		<b>04-0645</b>	Bdx	Ø 22,00	+ABS
	4/00-10/01		R		<b>04-0812</b>	Ap	Ø 22,00	Alu, -ABS
	98-3/00		R		<b>04-0500</b>	Ap	Ø 22,00	-ABS
	12/96-				<b>05-0208</b>		Ø 22,20	Supplied -Servo
	95-				<b>54-0023</b>		Ø 25,40	
	95-				<b>55-0027</b>		Ø 19,05	
1.8 16v Eng. 182A2.000 (83kW)	10/95-		R		<b>04-0645</b>	Bdx	Ø 22,00	+ABS
	4/00-10/01		R		<b>04-0812</b>	Ap	Ø 22,00	Alu, -ABS
	98-3/00		R		<b>04-0500</b>	Ap	Ø 22,00	-ABS
	10/95-				<b>05-0208</b>		Ø 22,20	Supplied -Servo
	95-				<b>54-0023</b>		Ø 25,40	RHD
	95-01				<b>54-0041</b>		Ø 25,40	RHD
1.9 D Eng. 160A7.000 (48kW)	95-				<b>55-0027</b>		Ø 19,05	
	3/96-		R		<b>04-0645</b>	Bdx	Ø 22,00	+ABS
	4/00-01		R		<b>04-0812</b>	Ap	Ø 22,00	Alu, -ABS
	98-3/00		R		<b>04-0500</b>	Ap	Ø 22,00	-ABS
	3/96-				<b>05-0208</b>		Ø 22,20	Supplied -Servo
	95-				<b>54-0023</b>		Ø 25,40	
1.9 JTD Eng. 182B9.000 (74kW)	95-				<b>55-0027</b>		Ø 19,05	
	00-01		R		<b>04-0812</b>	Ap	Ø 22,00	Alu, -ABS
	00-01		R		<b>04-0645</b>	Bdx	Ø 22,00	+ABS
	00-01				<b>05-0208</b>		Ø 22,20	Supplied -Servo
	00-01				<b>54-0023</b>		Ø 25,40	
	00-01				<b>55-0027</b>		Ø 19,05	
1.9 JTD 105 Eng. 182B4.000 (77kW)	4/00-10/01		R		<b>04-0812</b>	Ap	Ø 22,00	Alu, -ABS
	98-		R		<b>04-0645</b>	Bdx	Ø 22,00	+ABS
	98-3/00		R		<b>04-0500</b>	Ap	Ø 22,00	-ABS
	98-				<b>05-0208</b>		Ø 22,20	Supplied -Servo
	98-				<b>54-0023</b>		Ø 25,40	
	98-				<b>55-0027</b>		Ø 19,05	

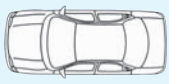















































		Spare Parts	F/R	L/R	METELLI ref.		DIMENSIONS mm.	NOTE
1.9 TD 100 Eng. 182A7.000 (74kW)	3/96-		R		04-0645	Bdx	Ø 22,00	+ABS
	4/00-10/01		R		04-0812	Ap	Ø 22,00	Alu, -ABS
	98-3/00		R		04-0500	Ap	Ø 22,00	-ABS
	3/96-				05-0208		Ø 22,20	Supplied -Servo
	96-				54-0023		Ø 25,40	
	96-				55-0027		Ø 19,05	
1.9 TD 75 Eng. 182A8.000 (55kW)	3/96-3/00		R		04-0645	Bdx	Ø 22,00	+ABS
	4/00-10/01		R		04-0812	Ap	Ø 22,00	Alu, -ABS
	98-3/00		R		04-0500	Ap	Ø 22,00	-ABS
	3/96-				05-0208		Ø 22,20	Supplied -Servo
	96-				54-0023		Ø 25,40	
	96-				55-0027		Ø 19,05	
2.0 20v (Exc. Brava) Eng. 182A1.000 (108kW)	95-				05-0208		Ø 22,20	Supplied -Servo, +ABS
2.0 HGT 20v (Exc. Brava) Eng. 182B7.000 (113kW)	98-				05-0208		Ø 22,20	Supplied -Servo, +ABS
<b>Bravo (198) 3/07-</b>								
1.4 16v Eng. 192B2.000 (66kW)	3/07-				54-0060		Ø 20,64	
1.4 T. Eng. 198A4.000 (88kW)	07-				05-0683	Bosch	Ø 23,81	Alu, M/T
1.4 T-Jet Eng. 198A1.000 (110kW)	07-				05-0683	Bosch	Ø 23,81	Alu
1.6 MJT Eng. 198A1.000 (77kW)	07-				05-0683	Bosch	Ø 23,81	Alu, M/T
1.6 MJT Eng. 198A2.000 (88kW)	08-				05-0683	Bosch	Ø 23,81	Alu, M/T
1.9 MJT 16v Eng. 937A5.000 (110kW)	07-				05-0529	Bosch	Ø 23,81	Alu, +ABS, -VDC
<b>Cinquecento (170) 7/91-1/98</b>								
0.7 Eng. 170A.000 (23kW)	91-96		R		04-0156		Ø 19,05	
	91-96				05-0150		Ø 19,05	
0.7 i Eng. 170A.046 (22kW)	94-		R		04-0156		Ø 19,05	
	94-				05-0150		Ø 19,05	
0.9 Eng. 170A1.000 (30kW)	91-93		R		04-0156		Ø 19,05	
	91-93				05-0150		Ø 19,05	
0.9 i.e. Eng. 170A1.046 (30kW)	91-93		R		04-0156		Ø 19,05	
	91-93				05-0150		Ø 19,05	
0.9 i.e. S Eng. 1170A1.046 (29kW)	3/92-		R		04-0156		Ø 19,05	
	3/92-				05-0150		Ø 19,05	
1.1 Sporting Eng. 176B2.000 (40kW)	94-		R		04-0156		Ø 19,05	
	94-				05-0150		Ø 19,05	
<b>Coupe (FA/175) 11/93-</b>								
1.8 16v Eng. 183A1.000 (96kW)	3/96-				05-0208		Ø 22,20	Supplied -Servo
	96-				54-0023		Ø 25,40	
	96-				55-0027		Ø 19,05	
2.0 16v Eng. 836A3.000 (102kW)	3/94-97				05-0208		Ø 22,20	Supplied -Servo
	5/95-				54-0023		Ø 25,40	
	5/95-				55-0027		Ø 19,05	
2.0 16v T. Eng. 175A1.000 (140kW)	3/94-97				05-0208		Ø 22,20	Supplied -Servo
					54-0024		Ø 25,40	
					55-0027		Ø 19,05	
2.0 20v Eng. 182A1.000 (108kW)	96-				05-0208		Ø 22,20	Supplied -Servo
2.0 20v Eng. 182B3.000 (113kW)	98-				54-0023		Ø 25,40	
	98-				55-0027		Ø 19,05	
2.0 20v T. Eng. 175A3.000 (162kW)					54-0024		Ø 25,40	
					55-0027		Ø 19,05	
<b>Croma (154) 12/85-12/96</b>								
1.6 Eng. 154A.048 (61kW)	85-90				05-0091		Ø 22,20	Alu
	88-90				54-0011		Ø 25,40	
	90-				54-0023		Ø 25,40	
	88-90				55-0015		Ø 19,05	
1.9 TD i.d. Eng. 154C6.000 (66kW)	89-92				05-0091		Ø 22,20	Alu
	89-91				54-0011		Ø 25,40	
	91-92				54-0023		Ø 25,40	
	89-92				55-0015		Ø 19,05	
1.9 TD i.d. Eng. 154D1.000 (69kW)	92-96				05-0091		Ø 22,20	Alu
	92-96				54-0023		Ø 25,40	
	92-96				55-0015		Ø 19,05	
2.0 16v Eng. 154E1.000 (101kW)	92-96				05-0091		Ø 22,20	Alu
	-92				54-0011		Ø 25,40	

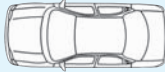































		Spare Parts	F/R	L/R	METELLI ref.		DIMENSIONS mm.	NOTE
2.0 16v Eng. 154E1.000 (101kW)	92-96				<b>54-0023</b>		Ø 25,40	
	92-96				<b>55-0015</b>		Ø 19,05	
2.0 CHT Eng. 154A1.000 (66kW)	85-91				<b>05-0091</b>		Ø 22,20	Alu
	88-91				<b>54-0011</b>		Ø 25,40	
	88-91				<b>55-0015</b>		Ø 19,05	
2.0 CHT Eng. 154C5.000 (74kW)	91-92				<b>05-0091</b>		Ø 22,20	Alu
	-91				<b>54-0011</b>		Ø 25,40	
	91-92				<b>54-0023</b>		Ø 25,40	
	-91				<b>55-0015</b>		Ø 19,05	
2.0 i.e. Eng. 154C3.046/ 834B.146 (85kW)	87-96				<b>05-0091</b>		Ø 22,20	Alu
	87-91				<b>54-0011</b>		Ø 25,40	
	91-96				<b>54-0023</b>		Ø 25,40	
	87-96				<b>55-0015</b>		Ø 19,05	
2.0 i.e. Eng. 834B.000 (88kW)	87-92				<b>05-0091</b>		Ø 22,20	Alu
	87-91				<b>54-0011</b>		Ø 25,40	
	91-92				<b>54-0023</b>		Ø 25,40	
	87-92				<b>55-0015</b>		Ø 19,05	
2.0 i.e. Eng. 834B.048 (83kW)	86-90				<b>05-0091</b>		Ø 22,20	Alu
	86-90				<b>54-0011</b>		Ø 25,40	
	86-90				<b>55-0015</b>		Ø 19,05	
2.0 i.e. T. Eng. 154A2.000 (114kW)	85-91				<b>05-0091</b>		Ø 22,20	Alu
	88-91				<b>54-0011</b>		Ø 25,40	
	91-				<b>54-0023</b>		Ø 25,40	
	88-91				<b>55-0015</b>		Ø 19,05	
2.0 i.e. T. Eng. 834C.146 (111kW)	86-88				<b>05-0091</b>		Ø 22,20	Alu
	88-91				<b>54-0011</b>		Ø 25,40	
	88-91				<b>55-0015</b>		Ø 19,05	
2.0 i.e. T. Eng. 834C.146/ 154C4.046 (110kW)	87-96				<b>05-0091</b>		Ø 22,20	Alu
	87-91				<b>54-0011</b>		Ø 25,40	
	91-96				<b>54-0023</b>		Ø 25,40	
	87-91				<b>55-0015</b>		Ø 19,05	
2.5 D Eng. 8144.67 (55kW)	85-89				<b>05-0091</b>		Ø 22,20	Alu
	85-89				<b>54-0011</b>		Ø 25,40	
	85-89				<b>55-0015</b>		Ø 19,05	
2.5 TD Eng. 8144.91.2000 (74kW)	85-89				<b>05-0091</b>		Ø 22,20	Alu
	85-89				<b>54-0011</b>		Ø 25,40	
	85-89				<b>55-0015</b>		Ø 19,05	
2.5 TD Eng. 8144.97Y (85kW)	89-96				<b>05-0091</b>		Ø 22,20	Alu
	89-91				<b>54-0011</b>		Ø 25,40	
	91-96				<b>54-0023</b>		Ø 25,40	
	89-91				<b>55-0015</b>		Ø 19,05	
2.5 TDE Eng. 8144.97S (77kW)	91-96				<b>05-0091</b>		Ø 22,20	Alu
	91-96				<b>54-0023</b>		Ø 25,40	
2.5 V6 Eng. 834G.000 (119kW)	93-96				<b>05-0091</b>		Ø 22,20	Alu
	93-96				<b>54-0023</b>		Ø 25,40	
<b>Croma (194) 5/05-</b>								
1.8 Mpi Eng. 939A4.000 (103kW)	05-				<b>05-0438</b>	Trw	Ø 25,40	Alu, +ABS, -ESP, LHD
	05-10/06				<b>05-0439</b>	Trw	Ø 25,40	Alu, +ABS, +ESP
	5/05-				<b>55-0072</b>		Ø 15,87	
1.9 MJT Eng. 939A1.000 (88kW)	05-				<b>05-0438</b>	Trw	Ø 25,40	Alu, +ABS, -ESP, LHD
	05-10/06				<b>05-0439</b>	Trw	Ø 25,40	Alu, +ABS, +ESP
	5/05-				<b>55-0072</b>		Ø 15,87	
1.9 MJT 16v Eng. 939A2.000 (110kW)	05-				<b>05-0438</b>	Trw	Ø 25,40	Alu, +ABS, -ESP, LHD
	05-10/06				<b>05-0439</b>	Trw	Ø 25,40	Alu, +ABS, +ESP
	5/05-				<b>55-0072</b>		Ø 15,87	
2.2 Mpi 16v Eng. 194A1.000 (108kW)	05-				<b>05-0438</b>	Trw	Ø 25,40	Alu, +ABS, -ESP, LHD
	05-10/06				<b>05-0439</b>	Trw	Ø 25,40	Alu, +ABS, +ESP
	5/05-				<b>55-0072</b>		Ø 15,87	
2.4 MJT 20v Eng. 939A3.000 (147kW)	05-				<b>05-0438</b>	Trw	Ø 25,40	Alu, +ABS, -ESP, LHD
	05-10/06				<b>05-0439</b>	Trw	Ø 25,40	Alu, +ABS, +ESP
	5/05-				<b>55-0072</b>		Ø 15,87	
<b>Doblo (223) 3/01-4/05</b>								
1.2 Eng. 223A5.000 (48kW)	01-		R		<b>04-0820</b>	Ate	Ø 20,64	
	01-1/02				<b>05-0354</b>		Ø 22,20	+ABS

		Spare Parts	F/R	L/R	METELLI ref.		DIMENSIONS mm.	NOTE
1.2 Eng. 223A5.000 (48kW)	01-1/02				<b>05-0353</b>		Ø 22,20	-ABS
1.3 JTD Eng. 188A9.000 (51kW)	04-		R		<b>04-0820</b>	Ate	Ø 20,64	
	04-				<b>05-0354</b>		Ø 22,20	+ABS
	04-				<b>05-0353</b>		Ø 22,20	-ABS
1.6 16v Eng. 182B6.000 (76kW)	01-		R		<b>04-0820</b>	Ate	Ø 20,64	
	01-1/02				<b>05-0354</b>		Ø 22,20	+ABS
	01-1/02				<b>05-0353</b>		Ø 22,20	-ABS
1.9 D Eng. 223A6.000 (46kW)	01-		R		<b>04-0820</b>	Ate	Ø 20,64	
	01-1/02				<b>05-0354</b>		Ø 22,20	+ABS
	01-1/02				<b>05-0353</b>		Ø 22,20	-ABS
1.9 JTD Eng. 182B9.000 (74kW)	01-		R		<b>04-0820</b>	Ate	Ø 20,64	
	01-1/02				<b>05-0354</b>		Ø 22,20	+ABS
	01-1/02				<b>05-0353</b>		Ø 22,20	-ABS
1.9 JTD Eng. 223A7.000 (77kW)	7/03-		R		<b>04-0820</b>	Ate	Ø 20,64	
	7/03-				<b>05-0354</b>		Ø 22,20	+ABS
	7/03-				<b>05-0353</b>		Ø 22,20	-ABS
<b>Doblò Restyling (119) 5/05-</b>								
1.3 MJT 16v Eng. 199A2.000 (55kW)	05-		R		<b>04-0933</b>	Ap	Ø 20,64	Alu
	05-				<b>05-0679</b>	Bosch	Ø 23,81	Alu, +ABS
	05-				<b>05-0678</b>	Bosch	Ø 23,81	Alu, -ABS
1.3 MTJ (Germany) Eng. 223A9.000 (62kW)	05-		R		<b>04-0933</b>	Ap	Ø 20,64	Alu
	05-				<b>05-0679</b>	Bosch	Ø 23,81	Alu, +ABS
	05-				<b>05-0678</b>	Bosch	Ø 23,81	Alu, -ABS
	5/05-				<b>54-0061</b>		Ø 20,64	
1.4 Eng. 350A1.000 (55kW)	05-08				<b>05-0676</b>	Bosch	Ø 22,20	Alu, -ABS
1.4 Eng. 350A1.000 (57kW)	08-		R		<b>04-0933</b>	Ap	Ø 20,64	Alu
	05-				<b>05-0677</b>	Bosch	Ø 22,20	Alu, +ABS
	05-08				<b>05-0676</b>	Bosch	Ø 22,20	Alu, -ABS
	10/05-				<b>54-0060</b>		Ø 20,64	
1.6 16v Eng. 182B6.000 (76kW)	05-		R		<b>04-0933</b>	Ap	Ø 20,64	Alu
	05-				<b>05-0677</b>	Bosch	Ø 22,20	Alu, +ABS
	05-08				<b>05-0676</b>	Bosch	Ø 22,20	Alu, -ABS
	5/05-				<b>54-0060</b>		Ø 20,64	
1.9 MJT Eng. 186A9.000 (88kW)	05-		R		<b>04-0933</b>	Ap	Ø 20,64	Alu
	05-				<b>05-0679</b>	Bosch	Ø 23,81	Alu, +ABS
	05-				<b>05-0678</b>	Bosch	Ø 23,81	Alu, -ABS
	10/05-				<b>54-0061</b>		Ø 20,64	
1.9 MJT Eng. 223B1.000 (77kW)	05-		R		<b>04-0933</b>	Ap	Ø 20,64	Alu
	05-				<b>05-0679</b>	Bosch	Ø 23,81	Alu, +ABS
	05-				<b>05-0678</b>	Bosch	Ø 23,81	Alu, -ABS
	11/05-				<b>54-0061</b>		Ø 20,64	
1.9 MJT Eng. 223B2.000 (74kW)	05-		R		<b>04-0933</b>	Ap	Ø 20,64	Alu
	05-				<b>05-0679</b>	Bosch	Ø 23,81	Alu, +ABS
	05-				<b>05-0678</b>	Bosch	Ø 23,81	Alu, -ABS
	5/05-				<b>54-0061</b>		Ø 20,64	
<b>Duna (146 B), Weekend 1/87-12/91</b>								
1.1 60 Eng. 146A6.000 (43kW)	87-		R		<b>04-0279</b>		Ø 19,05	
	87-				<b>05-0088</b>	Ate	Ø 20,64	
	87-				<b>05-0218</b>	Bdx	Ø 20,64	
	87-				<b>09-0006</b>	Bdx/Ate	Ø	Alu
1.3 70 Eng. 146A5.000 (49kW)	87-		R		<b>04-0279</b>		Ø 19,05	
	87-				<b>05-0088</b>	Ate	Ø 20,64	
	87-				<b>05-0218</b>	Bdx	Ø 20,64	
	87-				<b>09-0006</b>	Bdx/Ate	Ø	Alu
1.7 D Eng. 149B3.000 (44kW)	87-		R		<b>04-0279</b>		Ø 19,05	
	87-				<b>05-0088</b>	Ate	Ø 20,64	
	87-				<b>05-0218</b>	Bdx	Ø 20,64	
	87-				<b>09-0006</b>	Bdx/Ate	Ø	Alu
<b>Grande Punto IV (199) 9/05-</b>								
1.2 Eng. 199A4.000 (48kW)	05-		R		<b>04-0933</b>	Ap	Ø 20,64	Alu
	05-				<b>05-0674</b>	Bosch	Ø 22,20	Vett -001185248, Alu, +VDC
	05-				<b>05-0675</b>	Bosch	Ø 22,20	Vett 001185249-, Alu, -ESP
1.3 MJT 16v Eng. 199A2.000 (55kW)	05-		R		<b>04-0933</b>	Ap	Ø 20,64	Alu
	05-				<b>05-0674</b>	Bosch	Ø 22,20	Vett -001185248, Alu, +VDC

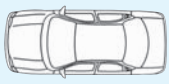












































		Spare Parts	F/R	L/R	METELLI ref.		DIMENSIONS mm.	NOTE
1.3 MJT 16v Eng. 199A2.000 (55kW)	05-				<b>05-0675</b>	Bosch	Ø 22,20	Vett 001185249-, Alu, -ESP
	9/05-				<b>54-0061</b>		Ø 20,64	
1.3 MJT 16v Eng. 199A3.000 (66kW)	05-		R		<b>04-0933</b>	Ap	Ø 20,64	Alu
	05-				<b>05-0674</b>	Bosch	Ø 22,20	Vett -001185248, Alu, +VDC
	05-				<b>05-0675</b>	Bosch	Ø 22,20	Vett 001185249-, Alu, -ESP
	9/05-				<b>54-0061</b>		Ø 20,64	
1.4 Eng. 350A1.000 (57kW)	05-		R		<b>04-0933</b>	Ap	Ø 20,64	Alu
	05-				<b>05-0674</b>	Bosch	Ø 22,20	Vett -001185248, Alu, +VDC
	05-				<b>05-0675</b>	Bosch	Ø 22,20	Vett 001185249-, Alu, -ESP
1.4 16v Eng. 199A6.000 (70kW)	06-		R		<b>04-0933</b>	Ap	Ø 20,64	Alu
	06-				<b>05-0674</b>	Bosch	Ø 22,20	Vett -001185248, Alu, +VDC
	06-				<b>05-0675</b>	Bosch	Ø 22,20	Vett 001185249-, Alu, -ESP
1.4 T. Eng. 199A6.000 (88kW)	07-				<b>05-0674</b>	Bosch	Ø 22,20	Vett -001185248, Alu, +VDC
	07-				<b>05-0675</b>	Bosch	Ø 22,20	Vett 001185249-, Alu, -ESP
1.6 JTD Eng. 955A3.000 (88kW)	08-				<b>05-0674</b>	Bosch	Ø 22,20	Vett -001185248, Alu, +VDC
	08-				<b>05-0675</b>	Bosch	Ø 22,20	Vett 001185249-, Alu, -ESP
1.9 MJT Eng. 199A5.000 (96kW)	05-				<b>05-0674</b>	Bosch	Ø 22,20	Vett -001185248, Alu, +VDC
	05-				<b>05-0675</b>	Bosch	Ø 22,20	Vett 001185249-, Alu, -ESP
1.9 MJT Eng. 939A1.000 (88kW)	05-				<b>05-0674</b>	Bosch	Ø 22,20	Vett -001185248, Alu, +VDC
	05-				<b>05-0675</b>	Bosch	Ø 22,20	Vett 001185249-, Alu, -ESP
<b>Idea (135) 1/04-</b>								
1.2 16v Eng. 188A5.000 (59kW)	1/04-6/05		R		<b>04-0812</b>	Ap	Ø 22,00	Alu
	7/05-		R		<b>04-0934</b>	Ap	Ø 22,00	Alu
	04-12/06				<b>05-0317</b>	Bosch	Ø 23,81	Alu, +ABS, +VDC
	04-12/06				<b>05-0529</b>	Bosch	Ø 23,81	Alu, +ABS, -VDC
	1/07-				<b>05-0680</b>	Bosch	Ø 23,81	Alu, +ABS, +ESP
1.3 JTD Eng. 188A9.000 (51kW)	04-6/05		R		<b>04-0812</b>	Ap	Ø 22,00	Alu
	7/05-		R		<b>04-0934</b>	Ap	Ø 22,00	Alu
	04-12/06				<b>05-0317</b>	Bosch	Ø 23,81	Alu, +ABS, +VDC
	04-12/06				<b>05-0529</b>	Bosch	Ø 23,81	Alu, +ABS, -VDC
	1/07-				<b>05-0680</b>	Bosch	Ø 23,81	Alu, +ABS, +ESP
1.3 MJT 16v Eng. 199A3.000 (66kW)	05-		R		<b>04-0933</b>	Ap	Ø 20,64	Alu
	04-12/06				<b>05-0317</b>	Bosch	Ø 23,81	Alu, +ABS, +VDC
	05-12/06				<b>05-0529</b>	Bosch	Ø 23,81	Alu, +ABS, -VDC
	1/07-				<b>05-0680</b>	Bosch	Ø 23,81	Alu, +ABS, +ESP
	11/05-				<b>54-0061</b>		Ø 20,64	
1.4 Eng. 350A1.000 (57kW)	05-		R		<b>04-0934</b>	Ap	Ø 22,00	Alu
	04-12/06				<b>05-0317</b>	Bosch	Ø 23,81	Alu, +ABS, +VDC
	05-12/06				<b>05-0529</b>	Bosch	Ø 23,81	Alu, +ABS, -VDC
	1/07-				<b>05-0680</b>	Bosch	Ø 23,81	Alu, +ABS, +ESP
1.4 16v Eng. 192B2.000 (66kW)	04-6/05		R		<b>04-0812</b>	Ap	Ø 22,00	Alu
	7/05-		R		<b>04-0934</b>	Ap	Ø 22,00	Alu
	04-12/06				<b>05-0317</b>	Bosch	Ø 23,81	Alu, +ABS, +VDC
	04-12/06				<b>05-0529</b>	Bosch	Ø 23,81	Alu, +ABS, -VDC
1.4 16v Eng. 843A1.000 (70kW)	04-6/05		R		<b>04-0812</b>	Ap	Ø 22,00	Alu
	7/05-		R		<b>04-0934</b>	Ap	Ø 22,00	Alu
	04-12/06				<b>05-0317</b>	Bosch	Ø 23,81	Alu, +ABS, +VDC
	04-12/06				<b>05-0529</b>	Bosch	Ø 23,81	Alu, +ABS, -VDC
	1/07-				<b>05-0680</b>	Bosch	Ø 23,81	Alu, +ABS, +ESP
1.6 MJT 16v Eng. 350A2.000 (88kW)	9/08-				<b>05-0680</b>	Bosch	Ø 23,81	Alu, +ABS, +ESP
1.9 JTD Eng. 188B2.000 (74kW)	04-		R		<b>04-0442</b>	Ap	Ø 20,64	
	04-12/06				<b>05-0317</b>	Bosch	Ø 23,81	Alu, +ABS, +VDC
	04-12/06				<b>05-0529</b>	Bosch	Ø 23,81	Alu, +ABS, -VDC
	1/07-				<b>05-0680</b>	Bosch	Ø 23,81	Alu, +ABS, +ESP
<b>Linea 6/07-</b>								
1.3 MJT Eng. 199A3.000 (66kW)	07-		R		<b>04-0933</b>	Ap	Ø 20,64	Alu
	07-5/08				<b>05-0675</b>	Bosch	Ø 22,20	Alu, +ESP
	6/07-				<b>54-0061</b>		Ø 20,64	
1.4 Eng. 350A1.000 (57kW)	07-		R		<b>04-0933</b>	Ap	Ø 20,64	Alu
	07-5/08				<b>05-0675</b>	Bosch	Ø 22,20	Alu, +ESP
1.4 T-Jet Eng. 198A4.000 (88kW)	07-5/08				<b>05-0675</b>	Bosch	Ø 22,20	Alu, +ESP
<b>Marea (185) 9/96-</b>								
1.2 16v Eng. 182B2.000 (60kW)	98-		R		<b>04-0812</b>	Ap	Ø 22,00	Alu
	98-				<b>05-0208</b>		Ø 22,20	Supplied -Servo

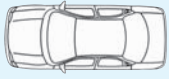







































		Spare Parts	F/R	L/R	METELLI ref.		DIMENSIONS mm.	NOTE
1.4 12v Eng. 182A3.000 (59kW)	4/99		R		04-0500	Ap	Ø 22,00	
	96-3/99		R		04-0645	Bdx	Ø 22,00	
	96-				05-0208		Ø 22,20	Supplied -Servo
	96-2/99				54-0023		Ø 25,40	RHD
	3/99-				55-0027		Ø 19,05	
1.6 16v Eng. 182A4.000 (76kW)	4/00-		R		04-0812	Ap	Ø 22,00	Alu
	4/99-		R		04-0500	Ap	Ø 22,00	
	9/96-3/99		R		04-0645	Bdx	Ø 22,00	
	9/96-				05-0208		Ø 22,20	Supplied -Servo
	96-2/99				54-0023		Ø 25,40	RHD
	3/99-				55-0027		Ø 19,05	
1.6 16v Bipower Eng. 186A4.000/ 185A3.000 (76kW)	-3/99		R		04-0645	Bdx	Ø 22,00	
	4/00-		R		04-0812	Ap	Ø 22,00	Alu
	4/99-		R		04-0500	Ap	Ø 22,00	
	99-				05-0208		Ø 22,20	Supplied -Servo
	-3/99				54-0023		Ø 25,40	RHD
	3/99-				55-0027		Ø 19,05	
1.8 16v Eng. 182A2.000 (83kW)	4/00-		R		04-0812	Ap	Ø 22,00	Alu
	4/99-		R		04-0500	Ap	Ø 22,00	
	9/96-3/99		R		04-0645	Bdx	Ø 22,00	
	9/96-				05-0208		Ø 22,20	Supplied -Servo
	96-2/99				54-0023		Ø 25,40	RHD
	3/99-				55-0027		Ø 19,05	
1.9 JTD 105 Eng. 182B4.000 (77kW)	-3/99		R		04-0645	Bdx	Ø 22,00	
	4/00-		R		04-0812	Ap	Ø 22,00	Alu
	4/99-		R		04-0500	Ap	Ø 22,00	
	99-				05-0208		Ø 22,20	Supplied -Servo
	-2/99				54-0023		Ø 25,40	RHD
	3/99-01				55-0027		Ø 19,05	
1.9 JTD 110 Eng. 186A6.000 (81kW)	01-		R		04-0812	Ap	Ø 22,00	Alu
	01-				05-0208		Ø 22,20	Supplied -Servo
	01-03				55-0027		Ø 19,05	
1.9 TD 100 Eng. 182A7.000 (74kW)	4/99-		R		04-0500	Ap	Ø 22,00	
	9/96-3/99		R		04-0645	Bdx	Ø 22,00	
	9/96-				05-0208		Ø 22,20	Supplied -Servo
	96-2/99				54-0023		Ø 25,40	RHD
	3/99-				55-0027		Ø 19,05	
1.9 TD 75 Eng. 182A8.000 (55kW)	4/00-		R		04-0812	Ap	Ø 22,00	Alu
	4/99-		R		04-0500	Ap	Ø 22,00	
	9/96-3/99		R		04-0645	Bdx	Ø 22,00	
	9/96-				05-0208		Ø 22,20	Supplied -Servo
	96-2/99				54-0023		Ø 25,40	RHD
	3/99-				55-0027		Ø 19,05	
2.0 150 20v Eng. 185A8.000 (110kW)	01-				05-0208		Ø 22,20	Supplied -Servo
	01-				54-0024		Ø 25,40	
	01-				55-0027		Ø 19,05	
2.0 155 20v Eng. 182B7.000 (113kW)	99-				05-0208		Ø 22,20	Supplied -Servo
	-2/99				54-0023		Ø 25,40	RHD
	3/99-				54-0024		Ø 25,40	
	3/99-				55-0027		Ø 19,05	
2.0 20v Eng. 182A1.000 (108kW)	96-				05-0208		Ø 22,20	Supplied -Servo
	3/99-				54-0024		Ø 25,40	
	96-2/99				54-0023		Ø 25,40	RHD
	3/99-				55-0027		Ø 19,05	
2.4 JTD 130 Eng. 839A5.000 (96kW)	99-				05-0208		Ø 22,20	Supplied -Servo
	-2/99				54-0023		Ø 25,40	RHD
	99-				54-0024		Ø 25,40	LHD
	99-				55-0040		Ø 19,05	
	99-				55-0027		Ø 19,05	LHD
2.4 TD 125 Eng. 185A2.000 (91kW)	9/96-				05-0208		Ø 22,20	Supplied -Servo
	7/96-				54-0024		Ø 25,40	LHD
	96-2/99				54-0023		Ø 25,40	RHD
	7/96-99				55-0027		Ø 19,05	LHD

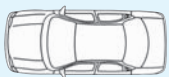


























































		Spare Parts	F/R	L/R	METELLI ref.		DIMENSIONS mm.	NOTE
<b>Marea (185) Weekend 9/96-</b>								
1.2 16v Eng. 182B2.000 (60kW)	98-		R		04-0812	Ap	Ø 22,00	Alu
	98-				05-0208		Ø 22,20	Supplied -Servo
1.4 12v Eng. 182A3.000 (59kW)	3/99-				55-0027		Ø 19,05	
1.6 16v Eng. 182A4.000 (76kW)	4/00-		R		04-0812	Ap	Ø 22,00	Alu
	9/96-		R		04-0612	Bdx	Ø 20,64	
	9/96-				05-0208		Ø 22,20	Supplied -Servo
	3/99-				55-0027		Ø 19,05	
1.8 16v Eng. 182A2.000 (83kW)	4/00-		R		04-0812	Ap	Ø 22,00	Alu
	9/96-		R		04-0612	Bdx	Ø 20,64	
	9/96-				05-0208		Ø 22,20	Supplied -Servo
	3/99-				55-0027		Ø 19,05	
1.9 JTD 105 Eng. 182B4.000 (77kW)	99-		R		04-0612	Bdx	Ø 20,64	
	99-				05-0208		Ø 22,20	Supplied -Servo
1.9 JTD 110 Eng. 186A6.000 (81kW)	01-		R		04-0812	Ap	Ø 22,00	Alu
	01-				05-0208		Ø 22,20	Supplied -Servo
	01-03				55-0027		Ø 19,05	
	03-				55-0040		Ø 19,05	
1.9 TD 100 Eng. 182A7.000 (74kW)	9/96-		R		04-0612	Bdx	Ø 20,64	
	9/96-				05-0208		Ø 22,20	Supplied -Servo
1.9 TD 75 Eng. 182A8.000 (55kW)	4/00-		R		04-0812	Ap	Ø 22,00	Alu
	9/96-		R		04-0612	Bdx	Ø 20,64	
	9/96-				05-0208		Ø 22,20	Supplied -Servo
2.0 150 20v Eng. 185A8.000 (110kW)	01-03				55-0067		Ø 19,05	
2.4 JTD 130 Eng. 839A5.000 (96kW)	03-				55-0040		Ø 19,05	
	3/99-03				55-0027		Ø 19,05	
2.4 TD 125 Eng. 185A2.000 (91kW)	96-99				55-0027		Ø 19,05	
<b>Multipia (186) 4/99-</b>								
1.6 16v Eng. 182A4.000 (76kW)	4/99-02		R		04-0612		Ø 20,64	
	4/99-02				05-0208		Ø 22,20	Supplied -Servo
	02-				05-0340	Bosch	Ø 20,64	Supplied -Servo, +ABS, LHD
	99-02				05-0667	Bosch	Ø 20,64	Alu, +ABS, +VDC
	4/99-				54-0061		Ø 20,64	
1.6 16v Bipower Eng. 182B6.000 (76kW)	01-02		R		04-0612		Ø 20,64	
	01-				05-0208		Ø 22,20	Supplied -Servo
	01-02				05-0667	Bosch	Ø 20,64	Alu, +ABS, +VDC
	02-				05-0340	Bosch	Ø 20,64	Supplied -Servo, +ABS, LHD
	10/01-				54-0061		Ø 20,64	
1.6 16v Bipower Eng. 186A4.000 (76kW)	4/99-02		R		04-0612		Ø 20,64	
	4/99-				05-0208		Ø 22,20	Supplied -Servo
	02-				05-0340	Bosch	Ø 20,64	Supplied -Servo, +ABS, LHD
	99-02				05-0667	Bosch	Ø 20,64	Alu, +ABS, +VDC
	4/99-				54-0061		Ø 20,64	
1.6 16v Blupower Eng. 186A3.000 (70kW)	4/99-02		R		04-0612		Ø 20,64	
	4/99-02				05-0208		Ø 22,20	Supplied -Servo
	02-				05-0340	Bosch	Ø 20,64	Supplied -Servo, +ABS, LHD
	4/99-				54-0061		Ø 20,64	
1.9 JTD 105 Eng. 182B4.000 (77kW)	4/99-02		R		04-0612		Ø 20,64	
	4/99-02				05-0208		Ø 22,20	Supplied -Servo
	02-				05-0340	Bosch	Ø 20,64	Supplied -Servo, +ABS, LHD
	4/99-				54-0061		Ø 20,64	
1.9 JTD 110 Eng. 186A6.000 (81kW)	3/01-7/02		R		04-0612		Ø 20,64	
	3/01-7/02				05-0208		Ø 22,20	Supplied -Servo
	3/01-7/02				54-0061		Ø 20,64	
1.9 JTD 115 Eng. 186A8.000 (85kW)	02-		R		04-0612		Ø 20,64	
	02-				05-0208		Ø 22,20	Supplied -Servo
	02-				05-0671	Bosch	Ø 22,20	Vett 2178714-, Alu, +ABS, +ESP
	02-				05-0670	Bosch	Ø 22,20	Vett 2178714-, Alu, +ABS, -ESP
	7/02-				54-0061		Ø 20,64	
1.9 MJT Eng. 186A9.000 (88kW)	04-		R		04-0612		Ø 20,64	
	04-				05-0208		Ø 22,20	Vett -2158353, Supplied -Servo, -VDC
	04-				05-0667	Bosch	Ø 20,64	Vett -2178713, Alu, +ABS, +VDC
	04-				05-0671	Bosch	Ø 22,20	Vett 2178714-, Alu, +ABS, +ESP
	04-				05-0670	Bosch	Ø 22,20	Vett 2178714-, Alu, +ABS, -ESP

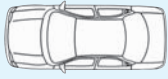
















































		Spare Parts	F/R	L/R	METELLI ref.		DIMENSIONS mm.	NOTE	
1.9 MJT Eng. 186A9.000 (88kW)	1/04-				<b>54-0061</b>		Ø 20,64		
<b>Palio Weekend (178DX) 4/96-</b>									
1.2 Eng. 188A4.000 (44kW)	01-		R		<b>04-0612</b>		Ø 20,64		
	01-				<b>05-0273</b>	Ate	Ø 20,64	+ABS	
	01-				<b>05-0221</b>	Ate	Ø 20,64	-ABS	
	01-04				<b>05-0672</b>	Bosch	Ø 22,20		
1.2 16v Eng. 188A5.000 (54kW)	96-		R		<b>04-0612</b>		Ø 20,64		
	01-				<b>05-0273</b>	Ate	Ø 20,64	+ABS	
	01-				<b>05-0221</b>	Ate	Ø 20,64	-ABS	
1.6 16v Eng. 178B3.000 (74kW)	96-		R		<b>04-0612</b>		Ø 20,64		
	96-				<b>05-0279</b>	Ate	Ø 22,20	+ABS	
	96-				<b>05-0278</b>	Ate	Ø 22,20	-ABS	
1.6 16v Eng. 182B6.000 (76kW)	01-		R		<b>04-0612</b>		Ø 20,64		
	01-				<b>05-0279</b>	Ate	Ø 22,20	+ABS	
	01-				<b>05-0278</b>	Ate	Ø 22,20	-ABS	
	01-				<b>05-0672</b>	Bosch	Ø 22,20		
1.7 TD Eng. 176A3.000 (51kW)	96-		R		<b>04-0612</b>		Ø 20,64		
	96-				<b>05-0279</b>	Ate	Ø 22,20	+ABS	
	96-				<b>05-0221</b>	Ate	Ø 20,64	-ABS	
1.9 D Eng. 223A6.000 (46kW)	01-		R		<b>04-0612</b>		Ø 20,64		
	01-				<b>05-0279</b>	Ate	Ø 22,20	+ABS	
	01-				<b>05-0221</b>	Ate	Ø 20,64	-ABS	
	01-				<b>05-0672</b>	Bosch	Ø 22,20		
1.9 JTD Eng. 188A2.000 (74kW)	02-				<b>05-0279</b>	Ate	Ø 22,20	+ABS	
	02-				<b>05-0672</b>	Bosch	Ø 22,20		
	02-7/03				<b>05-0278</b>	Ate	Ø 22,20		
	02-7/03				<b>05-0217</b>	Ate/Bosch	Ø 22,20		
<b>Palio/Siena (178BX) 4/96-</b>									
1.0 Eng. 178A1.000 (45-56kW)	4/96-		R		<b>04-0811</b>	Ate	Ø 19,05	Alu, Tunisia	
	4/96-				<b>05-0221</b>		Ø 20,64	Tunisia	
1.2 Eng. 178C4.066 (45kW)	02-04		R		<b>04-0612</b>	Bosch	Ø 20,64		
1.2 16v Eng. 178B5.000 (54kW)	6/98-8/98		R		<b>04-0676</b>		Ø 19,05		
	9/98-		R		<b>04-0811</b>	Ate	Ø 19,05	Alu	
	9/98-		R		<b>04-0612</b>	Bosch	Ø 20,64		
	6/98-				<b>05-0221</b>		Ø 20,64		
	05-				<b>05-0672</b>	Bosch	Ø 22,20		
1.4 Eng. 178B2.000 (51kW)	9/98-		R		<b>04-0811</b>	Ate	Ø 19,05	Alu	
	9/98-		R		<b>04-0612</b>	Bosch	Ø 20,64		
	9/98-				<b>05-0221</b>		Ø 20,64		
	05-				<b>05-0672</b>	Bosch	Ø 22,20		
1.4 Kat Eng. 178B2.016 (51kW)	9/98-		R		<b>04-0811</b>	Ate	Ø 19,05	Alu	
	9/98-		R		<b>04-0612</b>	Bosch	Ø 20,64		
	9/98-				<b>05-0221</b>		Ø 20,64		
	05-				<b>05-0672</b>	Bosch	Ø 22,20		
1.6 16v Eng. 178B3.000 (74kW)	9/98-		R		<b>04-0811</b>	Ate	Ø 19,05	Alu	
	96-8/98		R		<b>04-0676</b>		Ø 19,05		
	9/98-		R		<b>04-0612</b>	Bosch	Ø 20,64		
	9/98-				<b>05-0221</b>		Ø 20,64		
	96-8/98				<b>05-0273</b>		Ø 20,64		
1.7 TD Eng. 176B3.000 (51kW)	05-				<b>05-0672</b>	Bosch	Ø 22,20		
	9/98-		R		<b>04-0811</b>	Ate	Ø 19,05	Alu	
	9/98-				<b>05-0221</b>		Ø 20,64		
<b>Panda I (141A) 10/80-7/04</b>	0.65 Eng. 141A.000 (22kW)	-8/82		R	<b>04-0073</b>		Ø 15,72		
		8/84-91		R	<b>04-0156</b>		Ø 19,05		
		9/82-7/84		R	<b>04-0183</b>		Ø 15,72		
		3/82-			<b>05-0022</b>		Ø 19,05	Vett -6108134	
		-8/82			<b>05-0023</b>		Ø 19,05	Vett 6108135-	
		8/84-91				<b>05-0028</b>		Ø 19,05	
		9/82-7/84				<b>05-0024</b>		Ø 19,05	
3/82-8/82				<b>09-0005</b>		Ø	Alu		
9/82-7/84				<b>09-0008</b>		Ø	Alu		

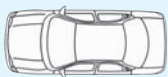
































































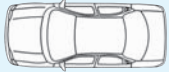












































		Spare Parts	F/R	L/R	METELLI ref.		DIMENSIONS mm.	NOTE
0.75 Fire Eng. 156A4.000 (25kW)	86-95		R		04-0156		Ø 19,05	
	86-95				05-0028		Ø 19,05	
	86-95				09-0008		Ø	Alu
0.75, Kat Eng. 141B.000 (25kW)	86-95		R		04-0156		Ø 19,05	
	86-95				05-0028		Ø 19,05	
	86-95				09-0008		Ø	Alu
0.8 Eng. 100GL6.000 (25kW)	8/84-85		R		04-0156		Ø 19,05	
	81-8/82		R		04-0073		Ø 15,72	
	9/82-7/84		R		04-0183		Ø 15,72	
	-8/82				05-0023		Ø 19,05	Vett 6108135-
	8/84-85				05-0028		Ø 19,05	
	81-				05-0022		Ø 19,05	Vett -6108134
	81-7/84				05-0024		Ø 19,05	
	81-8/82				09-0005		Ø	Alu
	81-85				09-0008		Ø	Alu
0.9 Eng. 100GL3.000/ 146A.000 (33kW)	3/80-8/82		R		04-0073		Ø 15,72	
	8/84-91		R		04-0156		Ø 19,05	
	9/82-7/84		R		04-0183		Ø 15,72	
	3/80-				05-0022		Ø 19,05	Vett -6108134
	-8/82				05-0023		Ø 19,05	Vett 6108135-
	8/84-91				05-0028		Ø 19,05	
	9/82-7/84				05-0024		Ø 19,05	
	3/80-8/82				09-0005		Ø	Alu
	9/82-91				09-0008		Ø	Alu
0.9 Eng. 1170A1.046 (29kW)	92-		R		04-0156	Ap	Ø 19,05	
	92-				05-0066	Ap	Ø 20,64	
0.95, 4WD Eng. A112B1.054 (35kW)	82-		R		04-0156		Ø 19,05	Ch -5296653
					05-0025		Ø 19,05	Ch 5242877-5290300
					05-0028		Ø 19,05	Ch 5290301-5296653
	82-				05-0024		Ø 19,05	Ch -5242876
1.0 4WD Eng. 156A2.100/ 156A3.100 (32kW)	86-92		R		04-0156		Ø 19,05	
	86-92				05-0028		Ø 19,05	
	86-92				09-0008		Ø	Alu
1.0 i.e. Kat, 4WD Eng. 141C2.000 (33kW)	87-92		R		04-0156		Ø 19,05	
	87-92				05-0028		Ø 19,05	
	87-92				09-0008		Ø	Alu
1.0, 4WD Eng. 156A3.000 (37kW)	86-92		R		04-0156		Ø 19,05	
	86-92				05-0066		Ø 20,64	
	86-92				09-0008		Ø	Alu
1.1, 4WD Eng. 156C.046 (37kW)	91-		R		04-0156	Ap	Ø 19,05	
	91-				05-0066	Ap	Ø 20,64	
1.1, 4WD Eng. 176B2.000 (40kW)	2/95-		R		04-0156		Ø 19,05	
	2/95-				05-0066	Ap	Ø 20,64	
1.3 D Eng. 156A5.000 (27kW)	86-92		R		04-0156		Ø 19,05	
	86-92				05-0066		Ø 20,64	
	86-92				09-0008		Ø	Alu
<b>Panda II (169) 9/03-</b>								
1.1 Eng. 187A1.000 (40kW)	03-		R		04-0602		Ø 20,64	+ABS, +VDC
	03-		R		04-0442	Ap	Ø 20,64	-ABS
	03-				05-0523	Bosch	Ø 20,64	+ABS, -VDC
	03-				05-0525	Bosch	Ø 20,64	-ABS
	03-				05-0524	Bosch	Ø 20,64	Alu, +ABS, +VDC
1.2 Eng. 188A4.000 (44kW)	03-		R		04-0602		Ø 20,64	+ABS, +VDC
	03-		R		04-0442	Ap	Ø 20,64	-ABS
	03-				05-0523	Bosch	Ø 20,64	+ABS, -VDC
	03-				05-0525	Bosch	Ø 20,64	-ABS
	03-				05-0524	Bosch	Ø 20,64	Alu, +ABS, +VDC
	03-				05-0682	Trw	Ø 20,64	Alu, +ABS
1.2 4WD Eng. 188A4.000 (44kW)	04-		R		04-0602		Ø 20,64	+ABS, +VDC
	04-		R		04-0442	Ap	Ø 20,64	-ABS
	04-				05-0523	Bosch	Ø 20,64	+ABS, -VDC
	04-				05-0525	Bosch	Ø 20,64	-ABS
	04-				05-0524	Bosch	Ø 20,64	Alu, +ABS, +VDC

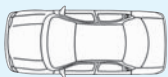




















































			Spare Parts	F/R	L/R	METELLI ref.		DIMENSIONS mm.	NOTE
1.2 4WD Eng. 188A4.000 (44kW)	03-04					05-0470	Bosch	Ø 20,64	Alu, Anti Lock, +ABS, -ESP
						05-0681	Trw	Ø 22,20	Alu, +ABS
1.3 JTD Eng. 188A9.000 (51kW)	9/03-9/03-03-03-03-03			R		04-0602		Ø 20,64	+ABS
				R		04-0442	Ap	Ø 20,64	-ABS
						05-0523	Bosch	Ø 20,64	+ABS, -VDC
						05-0525	Bosch	Ø 20,64	-ABS
						05-0524	Bosch	Ø 20,64	Alu, +ABS, +VDC
						05-0682	Trw	Ø 20,64	Alu, +ABS
1.3 JTD 4WD Eng. 188A9.000 (51kW)	04-04-04-04-04			R		04-0602		Ø 20,64	+ABS
				R		04-0442	Ap	Ø 20,64	-ABS
						05-0523	Bosch	Ø 20,64	+ABS, -VDC
						05-0525	Bosch	Ø 20,64	-ABS
						05-0524	Bosch	Ø 20,64	Alu, +ABS, +VDC
						05-0681	Trw	Ø 22,20	Alu, +ABS
1.4 16v Eng. 169A3.000 (74kW)	06-06-06					05-0483	Bosch	Ø 22,20	Alu, +ABS, +VDC
						05-0471	Bosch	Ø 22,20	Alu, +ABS, -VDC
						05-0681	Trw	Ø 22,20	Alu, +ABS, +VDC
<b>Punto I (176,C), Cabrio 9/93-9/99</b>									
1.1 Eng. 176A6.000/ 176B2.000 (40kW)	11/93-99			R		04-0442	Ap	Ø 20,64	-ABS
	11/93-99			R		04-0602	Bdx	Ø 20,64	+ABS
	11/93-99					05-0044		Ø 20,64	
	93-99					54-0041		Ø 25,40	RHD
1.2 16v, Cabrio Eng. 176B9.000 (63kW)	97-99			R		04-0442	Ap	Ø 20,64	-ABS
	97-99			R		04-0602	Bdx	Ø 20,64	+ABS
	97-99					05-0044		Ø 20,64	
	97-99					54-0041		Ø 25,40	RHD
1.2 60, Cabrio Eng. 176A7.000 (43kW)	94-99			R		04-0442	Ap	Ø 20,64	-ABS
	94-99			R		04-0602	Bdx	Ø 20,64	+ABS
	94-99					05-0044		Ø 20,64	
	94-99					54-0041		Ø 25,40	RHD
1.2 60, Cabrio Eng. 176B1.000/ 176B4.000 (44kW)	94-99			R		04-0442	Ap	Ø 20,64	-ABS
	94-99			R		04-0602	Bdx	Ø 20,64	+ABS
	94-99					05-0044		Ø 20,64	
	94-99					54-0041		Ø 25,40	RHD
1.2 75 Eng. 176A8.000 (54kW)	94-99			R		04-0442	Ap	Ø 20,64	-ABS
	94-99			R		04-0602	Bdx	Ø 20,64	+ABS
	94-99					05-0044		Ø 20,64	
	94-99					54-0041		Ø 25,40	RHD
1.4 GT T. Eng. 176A4.000 (98kW)	94-96					05-0208		Ø 22,20	Supplied -Servo
	94-96					54-0042		Ø 25,40	RHD
1.4 GT T. Eng. 176B6.000 (96kW)	96-99					05-0208		Ø 22,20	Supplied -Servo
	96-99					54-0042		Ø 25,40	RHD
1.6 90, Cabrio Eng. 176A9.000 (65kW)	94-97			R		04-0442	Ap	Ø 20,64	-ABS
	94-97			R		04-0602	Bdx	Ø 20,64	+ABS
	94-97					05-0044		Ø 20,64	
	94-97					54-0041		Ø 25,40	RHD
1.7 D Eng. 176B3.000 (42kW)	94-97			R		04-0442	Ap	Ø 20,64	-ABS
	94-97			R		04-0602	Bdx	Ø 20,64	+ABS
	94-97					05-0044		Ø 20,64	
	94-97					54-0042		Ø 25,40	RHD
1.7 TD Eng. 176A5.000 (52kW)	94-99			R		04-0500	Ap	Ø 22,00	+ABS
	94-99			R		04-0602	Bdx	Ø 20,64	+ABS
	94-99					05-0044		Ø 20,64	
1.7 TD, TDs Eng. 176A3.000 (51kW)	94-99			R		04-0500	Ap	Ø 22,00	+ABS
	94-99			R		04-0602	Bdx	Ø 20,64	+ABS
	94-99					05-0044		Ø 20,64	
1.7 TD, TDs Eng. 176B7.000 (46kW)	96-99			R		04-0442	Ap	Ø 20,64	-ABS
	96-99			R		04-0602	Bdx	Ø 20,64	+ABS
	96-99					05-0044		Ø 20,64	
	96-99					54-0042		Ø 25,40	RHD
<b>Punto II (188) 9/99-7/03</b>									
1.2 Eng. 188A4.000 (44kW)	99-03			R		04-0690		Ø 20,64	Alu, M/T
	99-03					05-0289		Ø 20,64	M/T

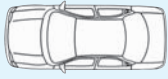






























































		Spare Parts	F/R	L/R	METELLI ref.		DIMENSIONS mm.	NOTE
1.2 16v Eng. 188A5.000 (59kW)	99-03		R		04-0690		Ø 20,64	Alu, M/T
	99-03		R		04-0742	Ap	Ø 22,00	Alu, A/T
	99-03				05-0289		Ø 20,64	M/T
	99-03				05-0290	Bosch	Ø 22,20	Alu, +ABS, A/T
1.8 HGT Eng. 183A1.000/ 188A6.000 (96kW)	9/99-7/03				54-0060		Ø 20,64	
	8/99-03		R		04-0742	Ap	Ø 22,00	Alu, A/T
	8/99-03				05-0289		Ø 20,64	-ABS, M/T
	8/99-03				05-0290	Bosch	Ø 22,20	Alu, +ABS, A/T
1.9 DS 60 Eng. 188A3.000 (44kW)	9/99-7/03				54-0061		Ø 20,64	
	99-03		R		04-0742	Ap	Ø 22,00	Alu, A/T
	99-03				05-0289		Ø 20,64	-ABS, M/T
	99-03				05-0290	Bosch	Ø 22,20	Alu, +ABS, A/T
1.9 JTD Eng. 188A2.000 (59kW)	9/99-7/03				54-0061		Ø 20,64	
	99-03		R		04-0742	Ap	Ø 22,00	Alu
	99-03				05-0289		Ø 20,64	-ABS, M/T
	99-03				05-0290	Bosch	Ø 22,20	Alu, +ABS, A/T
1.9 JTD Eng. 188A7.000 (63kW)	1/01-12/03				54-0061		Ø 20,64	
<b>Punto III (188) 10/01-9/05</b>								
1.2 16v Eng. 188A5.000 (59kW)	03-05		R		04-0690		Ø 20,64	Alu
	03-05				05-0461		Ø 20,64	-ABS
	03-05				05-0480	Bosch	Ø 20,64	+ABS
1.2 Natural Power Eng. 188A4.000 (44kW)	03-05		R		04-0690		Ø 20,64	Alu
	03-05				05-0461		Ø 20,64	-ABS
	03-05				05-0480	Bosch	Ø 20,64	+ABS
1.3 JTD Eng. 188A9.000 (51kW)	03-05		R		04-0742		Ø 22,00	Alu, +VDC
	03-05				05-0456	Bosch	Ø 22,20	+ABS, -ESP
	03-05				05-0442	Bosch	Ø 22,20	-ABS
	03-05				05-0483	Bosch	Ø 22,20	Alu, +ABS, +ESP
	03-05				05-0673	Trw	Ø 22,20	Alu, +ABS, +ESP, +TC, LHD
1.4 16v Eng. 843A1.000 (70kW)	6/03-9/05				54-0061		Ø 20,64	
	03-05		R		04-0868	Ap	Ø 20,64	Alu
	03-05				05-0456	Bosch	Ø 22,20	+ABS, -ESP
	03-05				05-0442	Bosch	Ø 22,20	-ABS
	03-05				05-0483	Bosch	Ø 22,20	Alu, +ABS, +ESP
1.8 16v Eng. 188A6.000 (96kW)	03-05				05-0673	Trw	Ø 22,20	Alu, +ABS, +ESP, +TC, LHD
	03-05				05-0483	Bosch	Ø 22,20	Alu, +ABS, +ESP
	1.9 JTD Eng. 188A7.000 (63kW)	01-05		R	04-0742		Ø 22,00	Alu, +ABS
	01-05				05-0456	Bosch	Ø 22,20	+ABS, -ESP
	01-05				05-0442	Bosch	Ø 22,20	-ABS
1.9 JTD Eng. 188B2.000 (74kW)	01-05				05-0483	Bosch	Ø 22,20	Alu, +ABS, +ESP
	10/01-9/05				54-0061		Ø 20,64	
	03-05		R		04-0868	Ap	Ø 20,64	Alu, Emotion
	03-05				05-0456	Bosch	Ø 22,20	+ABS, -ESP
	03-05				05-0442	Bosch	Ø 22,20	-ABS
<b>Regata (138) 9/83-12/90</b>	03-05				05-0483	Bosch	Ø 22,20	Alu, +ABS, +ESP
	03-05				05-0673	Trw	Ø 22,20	Alu, +ABS, +ESP, +TC, LHD
	1.3 70 Eng. 138B2.000 (50kW)	9/83-3/86		R	04-0156		Ø 19,05	
	4/86-86				05-0066		Ø 20,64	
	9/83-3/86				05-0024		Ø 19,05	
1.3 70 Eng. 149A3.000/ 149A7.000 (48kW)	9/83-86				09-0004		Ø	Alu
	9/83-3/86		R		04-0156		Ø 19,05	
	4/86-89				05-0066		Ø 20,64	
	9/83-3/86				05-0024		Ø 19,05	
1.5 75 Eng. 138B3.048 (55kW)	9/83-89				09-0004		Ø	Alu
	9/83-3/86		R		04-0156		Ø 19,05	
	4/86-87				05-0066		Ø 20,64	
	9/83-3/86				05-0024		Ø 19,05	
1.5 75 Eng. 138C3.048 (55kW)	9/83-87				09-0004		Ø	Alu
	9/83-3/86		R		04-0156		Ø 19,05	
	4/86-87				05-0066		Ø 20,64	
	9/83-3/86				05-0024		Ø 19,05	
9/83-87				09-0004		Ø	Alu	

		Spare Parts	F/R	L/R	METELLI ref.		DIMENSIONS mm.	NOTE
1.5 85 Eng. 138B3.000 (60kW)	83-85		R		04-0156		Ø 19,05	
	83-85				05-0024		Ø 19,05	
	83-85				09-0004		Ø	Alu
1.5 85 Eng. 149A5.000 (58kW)	85-87		R		04-0156		Ø 19,05	
	85-87				05-0024		Ø 19,05	
	85-87				05-0066		Ø 20,64	
1.6 100 Super Eng. 149A2.000/ 149A4.000 (70-74kW)	9/83-3/86		R		04-0156		Ø 19,05	
	4/86-89				05-0066		Ø 20,64	
	9/83-3/86				05-0024		Ø 19,05	
1.6 85 Eng. 149A.000 (60kW)	9/83-3/86		R		04-0156		Ø 19,05	
	4/86-89				05-0066		Ø 20,64	
	9/83-3/86				05-0024		Ø 19,05	
1.6 85 Eng. 149A.000 (60kW)	9/83-3/86				09-0004		Ø	Alu
	87-89		R		04-0156		Ø 19,05	
	87-89				05-0066		Ø 20,64	
1.6 i.e. 90 Eng. 149C2.000 (66kW)	87-89				09-0004		Ø	Alu
	85-89		R		04-0156		Ø 19,05	
	-3/86				05-0024		Ø 19,05	
1.7 D Eng. 149B3.000 (44kW)	4/86-89				05-0066		Ø 20,64	
	85-89				09-0004		Ø	Alu
	9/83-3/86		R		04-0156		Ø 19,05	
1.7 D 60 Eng. 138B6.000 (43kW)	4/86-89				05-0066		Ø 20,64	
	9/83-3/86				05-0024		Ø 19,05	
	9/83-86				09-0004		Ø	Alu
1.9 D 65 Eng. 149A1.000 (48kW)	84-3/86		R		04-0156		Ø 19,05	
	4/86-89				05-0066		Ø 20,64	
	84-3/86				05-0024		Ø 19,05	
1.9 D 65 Eng. 149A1.000 (48kW)	84-89				09-0004		Ø	Alu
	86-89		R		04-0156		Ø 19,05	
	4/86-89				05-0066		Ø 20,64	
1.9 TD 80 Eng. 831D1.000 (59kW)	86-89				05-0024		Ø 19,05	
	86-89				09-0004		Ø	Alu
	<b>Regata Weekend 1/84-12/90</b>							
1.3 70 Eng. 138B2.000 (50kW)	84-89		R		04-0156		Ø 19,05	
	4/86-89				05-0066		Ø 20,64	
	84-89				05-0024		Ø 19,05	
1.5 75 Eng. 138C3.048 (55kW)	84-89				09-0004		Ø	Alu
	84-89		R		04-0156		Ø 19,05	
	84-89				05-0024		Ø 19,05	
1.5 85 Eng. 138C3.000 (60kW)	84-89				05-0066		Ø 20,64	
	84-89				09-0004		Ø	Alu
	84-3/86		R		04-0156		Ø 19,05	
1.5 85 Eng. 138C3.000 (60kW)	4/86-89				05-0066		Ø 20,64	
	84-3/86				05-0024		Ø 19,05	
	84-89				09-0004		Ø	Alu
1.6 100 Eng. 149A4.000 (74kW)	84-3/86		R		04-0156		Ø 19,05	
	4/86-89				05-0066		Ø 20,64	
	84-3/86				05-0024		Ø 19,05	
1.6 i.e. 100 Eng. 149A2.000 (74kW)	84-89				09-0004		Ø	Alu
	87-90		R		04-0156		Ø 19,05	
	87-90				05-0066		Ø 20,64	
1.6 i.e. 90 Eng. 149C2.000 (66kW)	87-90				09-0004		Ø	Alu
	87-89		R		04-0156		Ø 19,05	
	87-89				05-0066		Ø 20,64	
1.7 D Eng. 149B3.000 (44kW)	87-89				09-0004		Ø	Alu
	84-89		R		04-0156		Ø 19,05	
	4/86-89				05-0066		Ø 20,64	
1.9 D 65 Eng. 149A1.000 (48kW)	84-3/86				05-0024		Ø 19,05	
	84-89				09-0004		Ø	Alu
	4/86-89		R		04-0156		Ø 19,05	
1.9 D 65 Eng. 149A1.000 (48kW)	4/86-89				05-0066		Ø 20,64	
	84-3/86				05-0024		Ø 19,05	

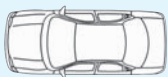








































		Spare Parts	F/R	L/R	METELLI ref.		DIMENSIONS mm.	NOTE
1.9 D 65 Eng. 149A1.000 (48kW)	84-89				<b>09-0004</b>		Ø	Alu
<b>Ritmo I (138A) 1/78-12/87</b>								
1.0 Eng. 127A6.000 (44kW)	79-7/82		R		<b>04-0066</b>		Ø 17,46	
	79-7/82				<b>05-0014</b>		Ø 19,05	
	79-7/82				<b>09-0001</b>		Ø	Alu
1.3 Eng. 138A3.000 (55kW)	81-82		R		<b>04-0066</b>		Ø 17,46	
	81-82				<b>05-0014</b>		Ø 19,05	
	81-82				<b>09-0001</b>		Ø	Alu
1.3 65 Eng. 138A1.000 (48kW)	78-7/82		R		<b>04-0066</b>		Ø 17,46	
	78-7/82				<b>05-0014</b>		Ø 19,05	
	78-7/82				<b>09-0001</b>		Ø	Alu
1.3 70 Eng. 149A3.000/ 149A7.000 (45kW)	4/83-85		R		<b>04-0156</b>		Ø 19,05	
	4/83-85				<b>05-0024</b>		Ø 19,05	
	4/83-85				<b>09-0004</b>		Ø	Alu
1.5 Eng. 138A2.000 (55-63kW)	3/81-7/82		R		<b>04-0066</b>		Ø 17,46	
	3/81-7/82				<b>05-0014</b>		Ø 19,05	
	3/81-7/82				<b>09-0001</b>		Ø	Alu
1.5 75 Eng. 138C3.048 (55kW)	3/81-7/82		R		<b>04-0066</b>		Ø 17,46	
	3/81-7/82				<b>05-0014</b>		Ø 19,05	
	3/81-7/82				<b>09-0001</b>		Ø	Alu
1.5 85 Eng. 138A4.000 (63kW)	3/81-7/82		R		<b>04-0066</b>		Ø 17,46	
	3/81-7/82				<b>05-0014</b>		Ø 19,05	
	3/81-7/82				<b>09-0001</b>		Ø	Alu
1.6 105 Eng. 138AR.000 (77kW)	81-7/82		R		<b>04-0066</b>		Ø 17,46	
	81-7/82				<b>05-0014</b>		Ø 19,05	
	81-7/82				<b>09-0001</b>		Ø	Alu
1.7 D 55 Eng. 138A5.000/ 138B5.000 (40-43kW)	80-7/82		R		<b>04-0066</b>		Ø 17,46	
	80-7/82				<b>05-0014</b>		Ø 19,05	
	80-7/82				<b>09-0001</b>		Ø	Alu
2.0 TC Abarth Eng. 138AR1.000 (92kW)	81-82		R		<b>04-0066</b>		Ø 17,46	
	81-82				<b>05-0014</b>		Ø 19,05	
	81-82				<b>09-0001</b>		Ø	Alu
<b>Ritmo II (138A) 10/82-12/88</b>								
1.1 60 Eng. 138B.000/ 138B1.000 (40kW)	4/83-85		R		<b>04-0156</b>		Ø 19,05	
	8/82-3/83		R		<b>04-0161</b>		Ø 17,46	
	82-85				<b>05-0024</b>		Ø 19,05	
	82-85				<b>09-0004</b>		Ø	Alu
1.5 85 Eng. 138B3.000 (60kW)	4/83-87		R		<b>04-0156</b>		Ø 19,05	
	83-3/83		R		<b>04-0161</b>		Ø 17,46	
	83-87				<b>05-0024</b>		Ø 19,05	
	83-87				<b>09-0004</b>		Ø	Alu
1.7 D Eng. 138C.000/ 149B3.000 (44kW)	85-87		R		<b>04-0156</b>		Ø 19,05	
	85-87				<b>05-0066</b>		Ø 20,64	
	-87				<b>05-0024</b>		Ø 19,05	
	85-87				<b>09-0004</b>		Ø	Alu
1.7 D 60 Eng. 138B6.000 (43kW)	4/83-85		R		<b>04-0156</b>		Ø 19,05	
	8/82-3/83		R		<b>04-0161</b>		Ø 17,46	
	8/82-85				<b>05-0024</b>		Ø 19,05	
	-85				<b>05-0066</b>		Ø 20,64	
	82-85				<b>09-0004</b>		Ø	Alu
1.9 TD 80 Eng. 831D1.000 (59kW)	4/85-87		R		<b>04-0156</b>		Ø 19,05	
	4/85-87				<b>05-0066</b>		Ø 20,64	
	4/85-87				<b>09-0004</b>		Ø	Alu
2.0 TC Abarth Eng. 138AR2.000 (92kW)	82-83		R		<b>04-0066</b>		Ø 17,46	
	83-87		R		<b>04-0156</b>		Ø 19,05	
	82-83				<b>05-0014</b>		Ø 19,05	
	83-87				<b>05-0024</b>		Ø 19,05	
	82-83				<b>09-0001</b>		Ø	Alu
	83-87				<b>09-0004</b>		Ø	Alu
2.0 TC Abarth Eng. 138AR2.000 (96kW)	83-87		R		<b>04-0156</b>		Ø 19,05	
	83-87				<b>05-0127</b>		Ø 22,20	
	83-87				<b>09-0004</b>		Ø	Alu

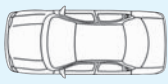









































		Spare Parts	F/R	L/R	METELLI ref.		DIMENSIONS mm.	NOTE
<b>Sedici (189) 1/06-</b>								
1.6 16v 4WD Eng. M16A (79kW)	06-		R		04-0875	Bosch	Ø 19,05	Alu
	06-				05-0686	Bosch	Ø 22,20	Alu, +ABS, +VDC
	06-				05-0684	Bosch	Ø 22,20	Alu, +ABS, -VDC
1.9 MJT 4WD Eng. D19AA (88kW)	06-		R		04-0875	Bosch	Ø 19,05	Alu
	06-				05-0686	Bosch	Ø 22,20	Alu, +ABS, +VDC
	06-				05-0684	Bosch	Ø 22,20	Alu, +ABS, -VDC
<b>Seicento (187) 1/98-</b>								
0.9 Eng. 1170A1.046 (29kW)	4/98-		R		04-0156		Ø 19,05	
	4/98-				05-0150		Ø 19,05	
1.1 Eng. 176B2.000/ 187A1.000 (40kW)	4/98-		R		04-0156		Ø 19,05	
	4/98-				05-0150		Ø 19,05	
Elektra (30kW)	1/99-				05-0150		Ø 19,05	
<b>Stilo (192), Multi Wagon 10/01-</b>								
1.2 16v (Exc. SW) Eng. 188A5.000 (59kW)	2/02-				54-0060		Ø 20,64	
1.4 16v Eng. 192B2.000 (66kW)	3/07-				54-0060		Ø 20,64	
1.4 16v Eng. 843A1.000 (70kW)	1/04-				54-0060		Ø 20,64	
1.8 16v Eng. 192A4.000 (98kW)	01-				05-0317	Bosch	Ø 23,81	Alu, +ABS, +VDC
	-03				05-0529	Bosch	Ø 23,81	Vett 0367397-, Alu, +ABS, -VDC
1.9 JTD Eng. 192A3.000 (59kW)	2/02-				54-0061		Ø 20,64	
1.9 JTD Eng. 192A5.000 (103kW)	04-				05-0317	Bosch	Ø 23,81	Alu, +ABS, +VDC
	04-				05-0529	Bosch	Ø 23,81	Alu, +ABS, -VDC
1.9 JTD (Belgium) Eng. 192B1.000 (100kW)	04-				05-0317	Bosch	Ø 23,81	Alu, +ABS, +VDC
	04-				05-0529	Bosch	Ø 23,81	Alu, +ABS, -VDC
1.9 JTD (France) Eng. 937A4.000 (93kW)	03-				05-0317	Bosch	Ø 23,81	Alu, +ABS, +VDC
	03-				05-0529	Bosch	Ø 23,81	Alu, +ABS, -VDC
1.9 MJT Eng. 192A9.000 (74kW)	9/05-				54-0061		Ø 20,64	
1.9 MJT Eng. 937A5.000 (110kW)	05-				05-0529	Bosch	Ø 23,81	Alu, +ABS, -VDC
2.4 20v (Exc. SW) Eng. 192A2.000 (125kW)	01-				05-0317	Bosch	Ø 23,81	Alu, +ABS, +VDC
<b>Tempra (159) 3/90-8/96</b>								
1.4 i.e. Eng. 159A2.000 (57kW)	91-96		R		04-0254		Ø 17,50	
	91-96		R		04-0253		Ø 19,05	
	91-				05-0147		Ø 20,64	+ABS
	91-96				05-0044		Ø 20,64	-ABS
1.4 i.e. Eng. 160A1.046 (51kW)	3/93-		R		04-0644	Bdx	Ø 22,00	
	3/92-				05-0147		Ø 20,64	+ABS
	3/93-				05-0208		Ø 22,20	Supplied -Servo, -ABS
	92-				54-0023		Ø 25,40	Ch -7018587
	-93				54-0011		Ø 25,40	Ch 7018587-
	-93				55-0029		Ø 19,05	Ch 7018587-
1.4 i.e. Eng. 836A4.000 (52kW)	3/93-		R		04-0644	Bdx	Ø 22,00	
	3/92-				05-0147		Ø 20,64	+ABS
	3/93-				05-0208		Ø 22,20	Supplied -Servo, -ABS
	92-				54-0023		Ø 25,40	Ch -7018587
	-93				54-0011		Ø 25,40	Ch 7018587-
	-93				55-0029		Ø 19,05	Ch 7018587-
1.6 Eng. 159A3.000 (63kW)	90-93		R		04-0254		Ø 17,50	
	90-93		R		04-0253		Ø 19,05	
	90-				05-0147		Ø 20,64	+ABS
	90-93				05-0044		Ø 20,64	-ABS
	90-92				54-0023		Ø 25,40	
	92-93				54-0011		Ø 25,40	
1.6 i.e. Eng. 159A3.046 (57kW)	90-93				55-0029		Ø 19,05	
	90-96		R		04-0254		Ø 17,50	
	90-96		R		04-0253		Ø 19,05	
	90-				05-0147		Ø 20,64	+ABS
	90-96				05-0044		Ø 20,64	-ABS
	90-96				54-0011		Ø 25,40	
1.6 i.e. Eng. 159A3.048/ 835C1.000 (55kW)	90-96				54-0023		Ø 25,40	
	90-96				55-0029		Ø 19,05	
	3/93-		R		04-0644	Bdx	Ø 22,00	
	3/93-				05-0208		Ø 22,20	Supplied -Servo, -ABS
	92-				05-0147		Ø 20,64	+ABS

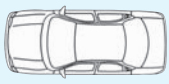














































		Spare Parts	F/R	L/R	METELLI ref.		DIMENSIONS mm.	NOTE
1.6 i.e. Eng. 159B9.000 (63-66kW)	94-				<b>05-0208</b>		Ø 22,20	Supplied -Servo, -ABS
1.8 i.e. Eng. 159A4.046 (77kW)	3/93-		R		<b>04-0612</b>	Bdx	Ø 20,64	
	92-93		R		<b>04-0254</b>		Ø 17,50	
	3/93-				<b>05-0208</b>		Ø 22,20	Supplied -Servo, -ABS
	92-				<b>05-0147</b>		Ø 20,64	+ABS
	92-93				<b>05-0044</b>		Ø 20,64	-ABS
	92-96				<b>54-0011</b>		Ø 25,40	
	92-96				<b>55-0029</b>		Ø 19,05	
1.8 i.e. Eng. 835C2.000 (76kW)	93-				<b>05-0208</b>		Ø 22,20	Supplied -Servo, -ABS
1.8 i.e. Eng. 835C4.000 (66kW)	3/93-				<b>05-0208</b>		Ø 22,20	Supplied -Servo, -ABS
	93-				<b>54-0023</b>		Ø 25,40	
1.8 i.e. Eng. 836A5.000 (74kW)	94-				<b>05-0208</b>		Ø 22,20	Supplied -Servo, -ABS
	94-96				<b>54-0023</b>		Ø 25,40	
1.9 D Eng. 160A7.000 (48kW)	3/93-		R		<b>04-0644</b>	Bdx	Ø 22,00	
	91-93		R		<b>04-0254</b>		Ø 17,50	
	3/93-				<b>05-0208</b>		Ø 22,20	Supplied -Servo, -ABS
	91-				<b>05-0147</b>		Ø 20,64	+ABS
1.9 TD Eng. 160A6.000/ 160D1.000 (66kW)	91-93				<b>05-0044</b>		Ø 20,64	-ABS
	3/93-		R		<b>04-0612</b>	Bdx	Ø 20,64	
	90-93		R		<b>04-0254</b>		Ø 17,50	
	3/90-				<b>05-0147</b>		Ø 20,64	+ABS
	3/93-				<b>05-0208</b>		Ø 22,20	Supplied -Servo, -ABS
	90-93				<b>05-0044</b>		Ø 20,64	-ABS
1.9 TD Eng. 160B6.046 (59kW)	90-96				<b>54-0024</b>		Ø 25,40	
	3/93-		R		<b>04-0612</b>	Bdx	Ø 20,64	
	92-93		R		<b>04-0254</b>		Ø 17,50	
	3/93-				<b>05-0208</b>		Ø 22,20	Supplied -Servo, -ABS
	92-				<b>05-0147</b>		Ø 20,64	+ABS
2.0 i.e., 4WD Eng. 159A6.046 (83kW)	92-93				<b>05-0044</b>		Ø 20,64	-ABS
	92-93				<b>05-0044</b>		Ø 20,64	-ABS
	93-95				<b>54-0024</b>		Ø 25,40	
	90-				<b>05-0208</b>		Ø 22,20	Supplied -Servo, -ABS
1.4 i.e. Eng. 159A2.000 (57kW)	90-96				<b>54-0011</b>		Ø 25,40	
	90-96				<b>55-0029</b>		Ø 19,05	
	90-96				<b>55-0027</b>		Ø 19,05	SW, 4WD
	90-96							
<b>Tempra (159) SW 3/90-8/96</b>								
1.4 i.e. Eng. 159A2.000 (57kW)	91-96		R		<b>04-0254</b>		Ø 17,50	
	91-96		R		<b>04-0253</b>		Ø 19,05	
	91-96				<b>05-0147</b>		Ø 20,64	+ABS
	91-96				<b>05-0044</b>		Ø 20,64	-ABS
1.4 i.e. Eng. 160A1.046 (51kW)	92-		R		<b>04-0644</b>	Bdx	Ø 22,00	
	92-				<b>05-0147</b>		Ø 20,64	+ABS
	92-				<b>05-0208</b>		Ø 22,20	Supplied -Servo, -ABS
	92-				<b>54-0023</b>		Ø 25,40	Ch -7018587
	-96				<b>54-0011</b>		Ø 25,40	Ch 7018587-
	-96				<b>55-0029</b>		Ø 19,05	Ch 7018587-
1.4 i.e. Eng. 836A4.000 (52kW)	92-		R		<b>04-0644</b>	Bdx	Ø 22,00	
	92-				<b>05-0147</b>		Ø 20,64	+ABS
	92-				<b>05-0208</b>		Ø 22,20	Supplied -Servo, -ABS
	92-				<b>54-0023</b>		Ø 25,40	Ch -7018587
	-96				<b>54-0011</b>		Ø 25,40	Ch 7018587-
	-96				<b>55-0029</b>		Ø 19,05	Ch 7018587-
1.6 Eng. 159A3.000 (63kW)	90-93		R		<b>04-0254</b>		Ø 17,50	
	90-93		R		<b>04-0253</b>		Ø 19,05	
	90-93				<b>05-0147</b>		Ø 20,64	+ABS
	90-93				<b>05-0044</b>		Ø 20,64	-ABS
	90-92				<b>54-0023</b>		Ø 25,40	
	92-93				<b>54-0011</b>		Ø 25,40	
	90-93				<b>55-0029</b>		Ø 19,05	
1.6 i.e. Eng. 159A3.046 (57kW)	90-96		R		<b>04-0254</b>		Ø 17,50	
	90-96		R		<b>04-0253</b>		Ø 19,05	
	90-96				<b>05-0147</b>		Ø 20,64	+ABS
	90-96				<b>05-0044</b>		Ø 20,64	-ABS
	90-92				<b>54-0023</b>		Ø 25,40	
	92-96				<b>54-0011</b>		Ø 25,40	

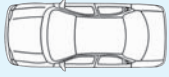

































		Spare Parts	F/R	L/R	METELLI ref.		DIMENSIONS mm.	NOTE
1.6 i.e. Eng. 159A3.046 (57kW)	90-96				<b>55-0029</b>		Ø 19,05	
1.6 i.e. Eng. 159A3.048/ 835C1.000 (55kW)	92-		R		<b>04-0644</b>	Bdx	Ø 22,00	
	92-				<b>05-0147</b>		Ø 20,64	+ABS
	92-				<b>05-0208</b>		Ø 22,20	Supplied -Servo, -ABS
1.8 i.e. Eng. 159A4.046 (77kW)	3/93-		R		<b>04-0612</b>	Bdx	Ø 20,64	
	92-93		R		<b>04-0254</b>		Ø 17,50	
	3/93-				<b>05-0208</b>		Ø 22,20	Supplied -Servo, -ABS
	92-				<b>05-0147</b>		Ø 20,64	+ABS
	92-93				<b>05-0044</b>		Ø 20,64	-ABS
	92-				<b>54-0011</b>		Ø 25,40	
	92-				<b>55-0029</b>		Ø 19,05	
1.8 i.e. Eng. 835C4.000 (66kW)	93-96				<b>54-0023</b>		Ø 25,40	
1.8 i.e. Eng. 836A5.000 (74kW)	94-96				<b>54-0023</b>		Ø 25,40	
1.9 D Eng. 160A7.000 (48kW)	3/93-		R		<b>04-0644</b>	Bdx	Ø 22,00	
	91-93		R		<b>04-0254</b>		Ø 17,50	
	3/93-				<b>05-0208</b>		Ø 22,20	Supplied -Servo, -ABS
	91-				<b>05-0147</b>		Ø 20,64	+ABS
	91-93				<b>05-0044</b>		Ø 20,64	-ABS
1.9 TD Eng. 160A6.000/ 160D1.000 (66kW)	3/93-		R		<b>04-0612</b>	Bdx	Ø 20,64	
	90-93		R		<b>04-0254</b>		Ø 17,50	
	3/90-				<b>05-0147</b>		Ø 20,64	+ABS
	3/93-				<b>05-0208</b>		Ø 22,20	Supplied -Servo, -ABS
	90-93				<b>05-0044</b>		Ø 20,64	-ABS
	90-96				<b>54-0024</b>		Ø 25,40	
1.9 TD Eng. 160B6.046 (59kW)	3/93-		R		<b>04-0612</b>	Bdx	Ø 20,64	
	92-93		R		<b>04-0254</b>		Ø 17,50	
	3/93-				<b>05-0208</b>		Ø 22,20	Supplied -Servo, -ABS
	92-				<b>05-0147</b>		Ø 20,64	+ABS
	92-93				<b>05-0044</b>		Ø 20,64	-ABS
	92-96				<b>54-0024</b>		Ø 25,40	
2.0 i.e., 4WD Eng. 159A6.046 (83kW)	90-				<b>05-0208</b>		Ø 22,20	Supplied -Servo, -ABS
	90-				<b>54-0011</b>		Ø 25,40	
	90-				<b>55-0029</b>		Ø 19,05	
	90-				<b>55-0027</b>		Ø 19,05	SW, 4WD
<b>Tipo (160) 7/87-8/96</b>								
1.1 Eng. 160A3.000 (41kW)	2/88-91		R		<b>04-0252</b>		Ø 15,00	
	88-91				<b>05-0147</b>		Ø 20,64	+ABS
	88-91				<b>05-0044</b>		Ø 20,64	-ABS
	88-91				<b>54-0011</b>		Ø 25,40	
	88-91				<b>55-0029</b>		Ø 19,05	
1.4 Eng. 160A1.000/ 160A1.048 (52kW)	2/88-89		R		<b>04-0252</b>		Ø 15,00	
	87-89				<b>05-0147</b>		Ø 20,64	+ABS
	87-89				<b>05-0044</b>		Ø 20,64	-ABS
	87-89				<b>54-0011</b>		Ø 25,40	
	87-89				<b>55-0029</b>		Ø 19,05	
1.4 i.e. Eng. 159A2.000 (57kW)	89-95				<b>05-0044</b>		Ø 20,64	-ABS
1.4 i.e. Eng. 160A1.046/ 836A4.000 (51kW)	3/93-		R		<b>04-0644</b>	Bdx	Ø 22,00	
	89-93		R		<b>04-0252</b>		Ø 15,00	
	3/93-				<b>05-0208</b>		Ø 22,20	Supplied -Servo, -ABS
	89-93				<b>05-0147</b>		Ø 20,64	+ABS
	89-93				<b>05-0044</b>		Ø 20,64	-ABS
	89-93				<b>54-0011</b>		Ø 25,40	
	89-93				<b>55-0029</b>		Ø 19,05	
1.6 Eng. 160A2.000 (61kW)	88-91		R		<b>04-0252</b>		Ø 15,00	
	88-91		R		<b>04-0254</b>		Ø 17,50	
	88-91				<b>05-0147</b>		Ø 20,64	+ABS
	88-91				<b>05-0044</b>		Ø 20,64	-ABS
	-91				<b>54-0011</b>		Ø 25,40	
	-91				<b>55-0029</b>		Ø 19,05	
1.6 i.e. Eng. 149C2.046 (66kW)	2/88-91		R		<b>04-0252</b>		Ø 15,00	
	2/88-91		R		<b>04-0254</b>		Ø 17,50	
	2/88-91				<b>05-0147</b>		Ø 20,64	+ABS
	2/88-91				<b>05-0044</b>		Ø 20,64	-ABS
	90-91				<b>54-0011</b>		Ø 25,40	





























		Spare Parts	F/R	L/R	METELLI ref.		DIMENSIONS mm.	NOTE
1.6 i.e. Eng. 149C2.046 (66kW)	90-91				<b>55-0029</b>		Ø 19,05	
1.6 i.e. Eng. 159A3.046 (57kW)	90-93		R		<b>04-0252</b>		Ø 15,00	
	90-93		R		<b>04-0254</b>		Ø 17,50	
	90-93				<b>05-0147</b>		Ø 20,64	+ABS
	90-93				<b>05-0044</b>		Ø 20,64	-ABS
	90-93				<b>54-0011</b>		Ø 25,40	
	90-93				<b>55-0029</b>		Ø 19,05	
1.6 i.e. Eng. 159A3.048/ 835C1.000 (55kW)	92-		R		<b>04-0612</b>		Ø 20,64	
	92-		R		<b>04-0644</b>		Ø 22,00	
	3/93-				<b>05-0208</b>		Ø 22,20	Supplied -Servo, -ABS
	92-93				<b>05-0147</b>		Ø 20,64	+ABS
1.7 D Eng. 149B4.000 (43-45kW)	2/88-93		R		<b>04-0253</b>		Ø 19,05	
	3/93-		R		<b>04-0644</b>	Bdx	Ø 22,00	
	2/88-93				<b>05-0147</b>		Ø 20,64	+ABS
	2/88-93				<b>05-0044</b>		Ø 20,64	-ABS
	3/93-				<b>05-0208</b>		Ø 22,20	Supplied -Servo, -ABS
	88-95				<b>54-0024</b>		Ø 25,40	
1.8 i.e. Eng. 159A4.000 (74kW)	94-				<b>05-0208</b>		Ø 22,20	Supplied -Servo, -ABS
1.8 i.e. Eng. 159A4.046 (77-81kW)	3/93-		R		<b>04-0612</b>		Ø 20,64	
	90-93		R		<b>04-0254</b>		Ø 17,50	
	90-93				<b>05-0147</b>		Ø 20,64	+ABS
	90-93				<b>05-0044</b>		Ø 20,64	-ABS
	93-				<b>05-0208</b>		Ø 22,20	Supplied -Servo, -ABS
1.8 i.e. Eng. 835C2.000 (76kW)	3/93-		R		<b>04-0612</b>		Ø 20,64	
	3/93-				<b>05-0208</b>		Ø 22,20	Supplied -Servo, -ABS
	93-				<b>05-0147</b>		Ø 20,64	+ABS
1.8 i.e. Eng. 835C4.000 (66kW)	3/93-				<b>05-0208</b>		Ø 22,20	Supplied -Servo, -ABS
1.9 D Eng. 160A7.000 (48kW)	91-		R		<b>04-0644</b>	Bdx	Ø 22,00	
	3/93-				<b>05-0208</b>		Ø 22,20	Supplied -Servo, -ABS
	91-93				<b>05-0147</b>		Ø 20,64	+ABS
1.9 TD Eng. 160A6.000/ 160A6.048/ 160D1.000 (66kW)	3/93-		R		<b>04-0612</b>		Ø 20,64	
	90-93		R		<b>04-0254</b>		Ø 17,50	
	3/93-				<b>05-0208</b>		Ø 22,20	Supplied -Servo, -ABS
	90-93				<b>05-0147</b>		Ø 20,64	+ABS
	90-93				<b>05-0044</b>		Ø 20,64	-ABS
	90-95				<b>54-0024</b>		Ø 25,40	
1.9 TD Eng. 160B6.046 (59kW)	3/93-		R		<b>04-0612</b>		Ø 20,64	
	92-93		R		<b>04-0254</b>		Ø 17,50	
	3/93-				<b>05-0208</b>		Ø 22,20	Supplied -Servo, -ABS
	92-93				<b>05-0147</b>		Ø 20,64	+ABS
	92-93				<b>05-0044</b>		Ø 20,64	-ABS
	92-93				<b>54-0024</b>		Ø 25,40	
2.0 16v Eng. 160A8.046 (107kW)	3/93-				<b>05-0208</b>		Ø 22,20	Supplied -Servo, -ABS
	91-93				<b>05-0147</b>		Ø 20,64	+ABS
	91-95				<b>54-0011</b>		Ø 25,40	
	91-93				<b>55-0029</b>		Ø 19,05	
	93-95				<b>55-0027</b>		Ø 19,05	
2.0 16v Eng. 836A3.000 (102kW)	3/93-				<b>05-0208</b>		Ø 22,20	Supplied -Servo, -ABS
	-93				<b>05-0147</b>		Ø 20,64	+ABS
	93-95				<b>54-0011</b>		Ø 25,40	
	-93				<b>55-0029</b>		Ø 19,05	
	93-95				<b>55-0027</b>		Ø 19,05	
2.0 i.e. Eng. 159A5.046 (80kW)	90-92				<b>05-0147</b>		Ø 20,64	+ABS
	90-92				<b>05-0044</b>		Ø 20,64	-ABS
	90-92				<b>54-0011</b>		Ø 25,40	
	90-92				<b>55-0029</b>		Ø 19,05	
2.0 i.e., 4WD Eng. 159A6.046 (83kW)	90-95				<b>05-0147</b>		Ø 20,64	+ABS
	90-95				<b>05-0044</b>		Ø 20,64	-ABS
	90-95				<b>54-0011</b>		Ø 25,40	
	90-95				<b>55-0029</b>		Ø 19,05	
<b>Ulysse I (220) 6/94-8/02</b>								
1.8 Eng. LFW (73kW)	97-		R		<b>04-0642</b>		Ø 19,05	
	97-				<b>05-0252</b>		Ø 23,81	+ABS
	97-				<b>05-0253</b>		Ø 23,81	-ABS

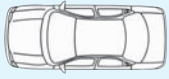































		Spare Parts	F/R	L/R	METELLI ref.		DIMENSIONS mm.	NOTE
1.9 TD Eng. DHX(XUD9TF-L) (66kW)	95-		R		<b>04-0642</b>		Ø 19,05	
	5/99-8/02				<b>05-0411</b>	Bosch	Ø 23,81	+ABS
	5/99-8/02				<b>05-0325</b>	Bosch	Ø 23,81	-ABS
	95-4/99				<b>05-0252</b>		Ø 23,81	+ABS
	95-4/99				<b>05-0253</b>		Ø 23,81	-ABS
2.0 Eng. RFU(XU10J2C) (89kW)	6/94-		R		<b>04-0642</b>		Ø 19,05	
	5/99-8/02				<b>05-0411</b>	Bosch	Ø 23,81	+ABS
	5/99-8/02				<b>05-0325</b>	Bosch	Ø 23,81	-ABS
	6/94-				<b>05-0252</b>		Ø 23,81	+ABS
	6/94-				<b>05-0253</b>		Ø 23,81	-ABS
2.0 16v Eng. RFN(EW10J4) (100kW)	00-		R		<b>04-0642</b>		Ø 19,05	-ABS
	00-				<b>05-0411</b>	Bosch	Ø 23,81	+ABS
	00-				<b>05-0325</b>	Bosch	Ø 23,81	-ABS
	02-				<b>54-0046</b>	Fte	Ø 19,05	Pla
2.0 16v Eng. RFV (97kW)	98-		R		<b>04-0642</b>		Ø 19,05	
	5/99-00				<b>05-0411</b>	Bosch	Ø 23,81	+ABS
	5/99-00				<b>05-0325</b>	Bosch	Ø 23,81	-ABS
	98-4/99				<b>05-0252</b>		Ø 23,81	+ABS
	98-4/99				<b>05-0253</b>		Ø 23,81	-ABS
2.0 JTD Eng. RHZ(DW10ATED) (80kW)	99-		R		<b>04-0642</b>		Ø 19,05	-ABS
	99-				<b>05-0411</b>	Bosch	Ø 23,81	+ABS
	10/99-8/02				<b>54-0064</b>		Ø 23,81	
	10/99-8/02				<b>55-0083</b>		Ø 19,05	
2.0 T. Eng. RGX(XU10J2CTE) (108kW)	6/94-		R		<b>04-0642</b>		Ø 19,05	-ABS
	5/99-8/02				<b>05-0411</b>	Bosch	Ø 23,81	+ABS
	5/99-8/02				<b>05-0325</b>	Bosch	Ø 23,81	-ABS
	6/94-4/99				<b>05-0252</b>		Ø 23,81	+ABS
	6/94-4/99				<b>05-0253</b>		Ø 23,81	-ABS
2.1 TD Eng. P8C (80kW)	96-99		R		<b>04-0642</b>		Ø 19,05	-ABS
	5/99-10/99				<b>05-0411</b>	Bosch	Ø 23,81	+ABS
	5/99-10/99				<b>05-0325</b>	Bosch	Ø 23,81	-ABS
	96-4/99				<b>05-0252</b>		Ø 23,81	+ABS
	96-4/99				<b>05-0253</b>		Ø 23,81	-ABS
<b>Ulysse II (179AX) 8/02-</b>								
2.0 Eng. RFN(EW10J4) (100kW)	8/02-				<b>55-0083</b>		Ø 19,05	
2.0 JTD Eng. RHM(DW10ATED4) (79kW)	5/03-				<b>54-0064</b>		Ø 23,81	
	5/03-				<b>55-0083</b>		Ø 19,05	
2.0 JTD Eng. RHW(DW10ATED4) (80kW)	8/02-				<b>54-0064</b>		Ø 23,81	
	8/02-				<b>55-0083</b>		Ø 19,05	
2.2 JTD Eng. 4HW(DW12ATED4) (94kW)	8/02-				<b>54-0064</b>		Ø 23,81	
	8/02-				<b>55-0083</b>		Ø 19,05	
<b>Uno (146A/E) 1/83-</b>								
0.9 Eng. 146A.000/ 146A1.000 (33kW)	1/83-9/89		R		<b>04-0156</b>		Ø 19,05	
	1/83-6/83				<b>05-0025</b>		Ø 19,05	-Servo
	1/86-9/89				<b>05-0066</b>		Ø 20,64	
	7/83-85				<b>05-0028</b>		Ø 19,05	
	83-				<b>09-0006</b>		Ø	Alu
1.0 45 Eng. 156A2.100/ 156A2.048 (32kW)	86-9/89		R		<b>04-0156</b>		Ø 19,05	
	1/86-9/89				<b>05-0066</b>		Ø 20,64	
	86-				<b>09-0006</b>		Ø	Alu
1.0 45 i.e. Eng. 156A2.246 (33kW)	84-		R		<b>04-0156</b>		Ø 19,05	
	1/86-9/89				<b>05-0066</b>		Ø 20,64	
	84-85				<b>05-0028</b>		Ø 19,05	
	89-12/92				<b>05-0234</b>		Ø 22,20	
	84-				<b>09-0006</b>		Ø	Alu
	84-				<b>54-0011</b>		Ø 25,40	RHD
	84-				<b>55-0015</b>		Ø 19,05	RHD
1.0 55 Eng. 146B4.000 (41kW)	94-		R		<b>04-0156</b>		Ø 19,05	
	94-				<b>05-0066</b>		Ø 20,64	LHD
1.1 Eng. 146A4.044 (43kW)	-9/89		R		<b>04-0156</b>		Ø 19,05	
	1/86-9/89				<b>05-0066</b>		Ø 20,64	
	-6/83				<b>05-0024</b>		Ø 19,05	+Servo
	7/83-85				<b>05-0028</b>		Ø 19,05	
	83-				<b>09-0006</b>		Ø	Alu

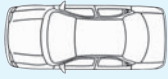







































		Spare Parts	F/R	L/R	METELLI ref.		DIMENSIONS mm.	NOTE
1.1 Eng. 156C.046 (37kW)	90-93		R		<b>04-0156</b>		Ø 19,05	
	90-93				<b>05-0066</b>		Ø 20,64	
	90-				<b>09-0006</b>		Ø	Alu
1.1 55 Eng. 138B.000 (40kW)	-9/89		R		<b>04-0156</b>		Ø 19,05	
	1/86-9/89				<b>05-0066</b>		Ø 20,64	
	-6/83				<b>05-0024</b>		Ø 19,05	+Servo
	7/83-85				<b>05-0028</b>		Ø 19,05	
1.1 60 Eng. 146A4.048 (43kW)	83-				<b>09-0006</b>		Ø	Alu
	-9/89		R		<b>04-0156</b>		Ø 19,05	
	1/86-9/89				<b>05-0066</b>		Ø 20,64	
	-6/83				<b>05-0024</b>		Ø 19,05	+Servo
1.1 CS Brasile Eng. M201GA11A (40kW)	7/83-85				<b>05-0028</b>		Ø 19,05	
	83-				<b>09-0006</b>		Ø	Alu
	1/86-9/89		R		<b>04-0156</b>		Ø 19,05	
	88-93		R		<b>04-0279</b>		Ø 19,05	
	1/86-9/89				<b>05-0066</b>		Ø 20,64	
1.1 i.e. 50 Eng. 146C3.000 (36kW)	88-93				<b>05-0082</b>	Ate	Ø 19,05	
	88-93				<b>05-0088</b>	Ate	Ø 20,64	
	88-93				<b>05-0218</b>	Bdx	Ø 20,64	
	83-				<b>09-0006</b>		Ø	Alu
	92-93		R		<b>04-0156</b>		Ø 19,05	
1.3 70 Eng. 138B2.000 (50kW)	92-93				<b>05-0066</b>		Ø 20,64	
	83-85		R		<b>04-0156</b>		Ø 19,05	
1.3 70 Eng. 149A7.000 (48kW)	1/83-6/83				<b>05-0024</b>		Ø 19,05	+Servo
	7/83-85				<b>05-0028</b>		Ø 19,05	
	83-				<b>09-0006</b>		Ø	Alu
	85-89		R		<b>04-0156</b>		Ø 19,05	
1.3 Super D Eng. 146B1.000 (33kW)	-85				<b>05-0028</b>		Ø 19,05	
	85-89				<b>05-0066</b>		Ø 20,64	
	85-89				<b>09-0006</b>		Ø	Alu
	83-		R		<b>04-0156</b>		Ø 19,05	
	1/86-9/89				<b>05-0066</b>		Ø 20,64	
	6/83-				<b>05-0024</b>		Ø 19,05	+Servo
	7/83-85				<b>05-0028</b>		Ø 19,05	
	89-12/92				<b>05-0234</b>		Ø 22,20	
1.3 T. i.e. Eng. 146A2.000 (77kW)	93-				<b>05-0066</b>	Ap	Ø 20,64	
	83-				<b>09-0006</b>		Ø	Alu
	83-				<b>54-0011</b>		Ø 25,40	RHD
	83-				<b>55-0015</b>		Ø 19,05	RHD
	85-89		R		<b>04-0156</b>		Ø 19,05	
1.3 T. i.e. Eng. 146A2.146 (73kW)	85-89				<b>05-0066</b>		Ø 20,64	
	85-89				<b>05-0234</b>		Ø 22,20	
	85-				<b>09-0006</b>		Ø	Alu
	1/87-12/87		R		<b>04-0156</b>		Ø 19,05	
1.3 T. i.e. Eng. 146A2.246 (74kW)	1/87-12/87				<b>05-0066</b>		Ø 20,64	
	87-				<b>09-0006</b>		Ø	Alu
	89-91		R		<b>04-0156</b>		Ø 19,05	
1.4 70 S Eng. 160A1.048 (52kW)	89-91				<b>05-0066</b>		Ø 20,64	
	89-91				<b>05-0234</b>		Ø 22,20	
	89-				<b>09-0006</b>		Ø	Alu
	89-		R		<b>04-0156</b>		Ø 19,05	
1.4 i.e. Eng. 159A2.000 (57kW)	89-12/92				<b>05-0234</b>		Ø 22,20	
	89-				<b>54-0011</b>		Ø 25,40	RHD
	89-				<b>55-0015</b>		Ø 19,05	RHD
1.4 i.e. Eng. 160A1.046 (51kW)	89-		R		<b>04-0156</b>		Ø 19,05	
	89-12/92				<b>05-0234</b>		Ø 22,20	
	89-				<b>54-0011</b>		Ø 25,40	RHD
	89-				<b>55-0015</b>		Ø 19,05	RHD
1.4 T. i.e. Eng. 146A8.000 (87kW)	89-96				<b>05-0234</b>		Ø 22,20	LHD/RHD

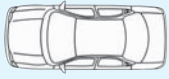































		Spare Parts	F/R	L/R	METELLI ref.		DIMENSIONS mm.	NOTE
1.4 T. i.e. Eng. 146A8.046 (82kW)	89-93				<b>05-0234</b>		Ø 22,20	LHD/RHD
1.4 TD 70 Eng. 146B.000/ 146B3.000 (52kW)	86-90		R		<b>04-0156</b>		Ø 19,05	
	86-90				<b>05-0234</b>		Ø 22,20	RHD
	86-90				<b>05-0066</b>	Ap	Ø 20,64	LHD
	89-				<b>54-0011</b>		Ø 25,40	RHD
	89-				<b>55-0015</b>		Ø 19,05	RHD
1.5 i.e. 75 Eng. 138C2.048/ 149C1.000 (55kW)	85-93		R		<b>04-0156</b>		Ø 19,05	
	85-93				<b>05-0066</b>		Ø 20,64	LHD
	85-93				<b>05-0234</b>		Ø 22,20	M/T, RHD
1.7 D Eng. 146B2.000 (42kW)	89-93		R		<b>04-0156</b>		Ø 19,05	
	89-93				<b>05-0234</b>		Ø 22,20	RHD
	89-93				<b>05-0066</b>	Ap	Ø 20,64	LHD
	89-				<b>54-0011</b>		Ø 25,40	RHD
	89-				<b>55-0015</b>		Ø 19,05	RHD
1.7 D Eng. 149B3.000 (44kW)	86-89		R		<b>04-0156</b>		Ø 19,05	
	86-89				<b>05-0066</b>		Ø 20,64	
	86-89				<b>09-0006</b>		Ø	Alu
1.9 D Eng. 149B5.046 (44kW)	89-94		R		<b>04-0156</b>		Ø 19,05	
	89-94				<b>05-0234</b>		Ø 22,20	RHD
	89-94				<b>05-0066</b>	Ap	Ø 20,64	LHD
	89-				<b>54-0011</b>		Ø 25,40	RHD
	89-				<b>55-0015</b>		Ø 19,05	RHD
<b>X 1/9 (128 AS) 5/73-12/89</b>								
1.3, Exclusiv Serie Eng. 128AS.000 (55kW)	73-				<b>05-0016</b>		Ø 19,05	Ch -73547
	73-79				<b>54-0003</b>		Ø 19,05	
	73-79				<b>55-0004</b>		Ø 19,05	
1.5 Five Speed Eng. 138AS.000 (63kW)	78-				<b>05-0016</b>		Ø 19,05	Ch -73547
	78-89				<b>54-0003</b>		Ø 19,05	
	78-89				<b>55-0004</b>		Ø 19,05	
1.5 Five Speed Eng. 138BS.031 (56kW)	85-				<b>05-0016</b>		Ø 19,05	Ch -73547
	85-89				<b>54-0003</b>		Ø 19,05	
	85-89				<b>55-0004</b>		Ø 19,05	

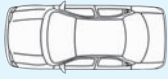


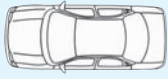


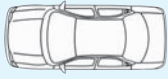


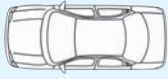


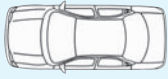


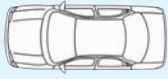


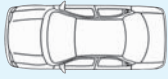


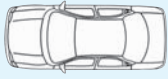


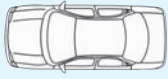


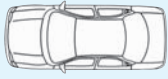


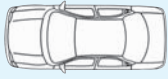


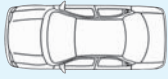


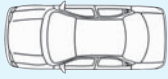


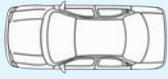


## FIAT LCV

<b>238-Serie 9/66-6/82</b>								
1.4 (34kW)	66-		F		<b>04-0010</b>		Ø 28,57	
	66-		R		<b>04-0433</b>		Ø 22,20	
					<b>05-0015</b>		Ø 19,05	
	66-				<b>09-0003</b>		Ø	Alu
1.4 Eng. 131AZ.000/ 131BZ.0C0/ 131FZ (38kW)	76-		F		<b>04-0010</b>		Ø 28,57	
	76-		R		<b>04-0433</b>		Ø 22,20	
					<b>05-0015</b>		Ø 19,05	
	76-				<b>09-0003</b>		Ø	Alu
<b>241-Serie 1/67-</b>								
1.4 T. Eng. 124AZ2	67-		F		<b>04-0010</b>		Ø 28,57	
	67-		R		<b>04-0012</b>		Ø 28,57	
	67-				<b>09-0001</b>		Ø	Alu
					<b>54-0005G</b>		Ø 19,05	
					<b>54-0005</b>		Ø 19,05	Alu
1.9 TN Eng. 237A	67-		F		<b>04-0010</b>		Ø 28,57	
	67-		R		<b>04-0012</b>		Ø 28,57	
	67-				<b>09-0001</b>		Ø	Alu
					<b>54-0005G</b>		Ø 19,05	
					<b>54-0005</b>		Ø 19,05	Alu
<b>242-Serie Van 10/75-7/82</b>								
1.6, Bus Eng. 124B3.000 (46kW)					<b>54-0005G</b>		Ø 19,05	
					<b>54-0005</b>		Ø 19,05	Alu
					<b>55-0010G</b>		Ø 19,05	
					<b>55-0010</b>		Ø 19,05	Alu
2.0 Eng. 132AZ2.000 (51kW)					<b>54-0005G</b>		Ø 19,05	
					<b>54-0005</b>		Ø 19,05	Alu
					<b>55-0010G</b>		Ø 19,05	
					<b>55-0010</b>		Ø 19,05	Alu

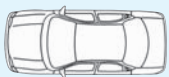


























































		Spare Parts	F/R	L/R	METELLI ref.		DIMENSIONS mm.	NOTE		
2.2 D Eng. B22.615 (46kW)					54-0005G		Ø 19,05			
					54-0005		Ø 19,05		Alu	
						55-0010G		Ø 19,05		
						55-0010		Ø 19,05		Alu
2.5 D Eng. B25.637 (52kW)					54-0005G		Ø 19,05			
					54-0005		Ø 19,05		Alu	
						55-0010G		Ø 19,05		
						55-0010		Ø 19,05		Alu
<b>Cinquecento Van 1/92-</b>										
0.9 i Eng. A1.046 (29kW)				R	04-0156		Ø 19,05			
					05-0150		Ø 19,05			
<b>Doblò Cargo (223) 3/01-</b>										
1.2 Eng. 223A5.000 (48kW)				R	04-0820	Ate	Ø 20,64			
					01-1/02	05-0354		Ø 22,20	+ABS	
					01-1/02	05-0353		Ø 22,20	-ABS	
1.3 JTD Eng. 188A9.000 (51kW)				R	04-0820	Ate	Ø 20,64			
					04-	05-0354		Ø 22,20	+ABS	
						05-0353		Ø 22,20	-ABS	
						5/04-	54-0061		Ø 20,64	
1.3 MJT 16v Eng. 199A2.000 (55kW)				R	04-0933	Ap	Ø 20,64	Alu		
					05-	05-0679	Bosch	Ø 23,81	Alu, +ABS	
						05-0678	Bosch	Ø 23,81	Alu, -ABS	
						10/05-	54-0061		Ø 20,64	
1.3 MTJ (Germany) Eng. 223A9.000 (62kW)				R	04-0933	Ap	Ø 20,64	Alu		
					05-	05-0679	Bosch	Ø 23,81	Alu, +ABS	
					05-	05-0678	Bosch	Ø 23,81	Alu, -ABS	
1.4 Eng. 350A1.000 (57kW)				R	04-0933	Ap	Ø 20,64	Alu		
					05-	05-0677	Bosch	Ø 22,20	Alu, +ABS	
						05-0676	Bosch	Ø 22,20	Alu, -ABS	
						10/05-	54-0060		Ø 20,64	
1.6 16v Eng. 182B6.000 (76kW)				R	04-0820	Ate	Ø 20,64			
					01-1/02	05-0354		Ø 22,20	+ABS	
						01-1/02	05-0353		Ø 22,20	-ABS
						05-	05-0677	Bosch	Ø 22,20	Alu, +ABS
						05-08	05-0676	Bosch	Ø 22,20	Alu, -ABS
1.9 D Eng. 223A6.000 (46kW)				R	04-0820	Ate	Ø 20,64			
					01-1/02	05-0354		Ø 22,20	+ABS	
						01-1/02	05-0353		Ø 22,20	-ABS
						05-	05-0677	Bosch	Ø 22,20	Alu, +ABS
						05-08	05-0676	Bosch	Ø 22,20	Alu, -ABS
1.9 JTD Eng. 182B9.000 (74kW)				R	04-0820	Ate	Ø 20,64			
					01-1/02	05-0354		Ø 22,20	+ABS	
						01-1/02	05-0353		Ø 22,20	-ABS
						10/01-	54-0061		Ø 20,64	
1.9 JTD Eng. 223A7.000 (77kW)				R	04-0820	Ate	Ø 20,64			
					7/03-	05-0354		Ø 22,20	+ABS	
						7/03-	05-0353		Ø 22,20	-ABS
						7/03-	54-0061		Ø 20,64	
1.9 MJT Eng. 186A9.000 (88kW)				R	04-0933	Ap	Ø 20,64	Alu		
					05-	05-0679	Bosch	Ø 23,81	Alu, +ABS	
						05-0678	Bosch	Ø 23,81	Alu, -ABS	
1.9 MJT Eng. 223B1.000 (77kW)				R	04-0933	Ap	Ø 20,64	Alu		
					05-	05-0679	Bosch	Ø 23,81	Alu, +ABS	
						05-0678	Bosch	Ø 23,81	Alu, -ABS	
<b>Ducato I (280) 1/82-8/90</b>										
1.8 Eng. 169B(XM7T) (49-51kW)				R	04-0181		Ø 22,22	Exc. 18Q		
					85-88	04-0249		Ø 25,40	Exc. 18Q	
				R	85-88	04-0250		Ø 26,99	18Q	
					11/81-88	05-0130		Ø 22,20	Exc. 18Q	
					85-88	05-0110		Ø 25,40	18Q	
						1/83-88	09-0012		Ø	Alu, Exc. 18Q
						82-12/82	09-0013		Ø	Alu, Exc. 18Q
1.9 D Eng. 149B1.000 (52kW)				R	04-0249		Ø 25,40	Exc. 18Q		
					87-90	04-0250		Ø 26,99	18Q	








































		Spare Parts	F/R	L/R	METELLI ref.		DIMENSIONS mm.	NOTE
1.9 D Eng. 149B1.000 (52kW)	87-90				05-0130		Ø 22,20	Exc. 18Q
	87-90				05-0110		Ø 25,40	18Q
	87-90				09-0012		Ø	Alu, Exc. 18Q
1.9 TD Eng. 280A1.000 (60kW)	89-90		R		04-0249		Ø 25,40	Exc. 18Q
	89-90		R		04-0250		Ø 26,99	18Q
	89-90				05-0130		Ø 22,20	Exc. 18Q
	89-90				05-0110		Ø 25,40	18Q
	89-90				09-0012		Ø	Alu, Exc. 18Q
2.0 Eng. 170B (55kW)	86-90		R		04-0249		Ø 25,40	Exc. 18Q
	86-90		R		04-0250		Ø 26,99	18Q
	86-90				05-0130		Ø 22,20	Exc. 18Q
	86-90				05-0110		Ø 25,40	18Q
	86-90				09-0012		Ø	Alu, Exc. 18Q
2.0 Eng. 170D (62kW)	88-90		R		04-0249		Ø 25,40	Exc. 18Q
	88-90		R		04-0250		Ø 26,99	18Q
	88-90				05-0130		Ø 22,20	Exc. 18Q
	88-90				05-0110		Ø 25,40	18Q
	88-90				09-0012		Ø	Alu, Exc. 18Q
2.0 Eng. XN1T (58kW)	82-85		R		04-0181		Ø 22,22	Exc. 18Q
	82-90		R		04-0249		Ø 25,40	Exc. 18Q
	85-90		R		04-0250		Ø 26,99	18Q
	82-90				05-0130		Ø 22,20	Exc. 18Q
	82-90				05-0110		Ø 25,40	18Q
	1/83-90				09-0012		Ø	Alu, Exc. 18Q
	82-12/82				09-0013		Ø	Alu, Exc. 18Q
2.5 CRD Eng. CRD93L(U25-661) (55kW)	82-85		R		04-0181		Ø 22,22	Exc. 18Q
	82-90		R		04-0249		Ø 25,40	Exc. 18Q
	85-90		R		04-0250		Ø 26,99	18Q
	82-90				05-0130		Ø 22,20	Exc. 18Q
	82-90				05-0110		Ø 25,40	18Q
	1/83-90				09-0012		Ø	Alu, Exc. 18Q
2.5 D Eng. 8144.61 (53kW)	-12/82				09-0013		Ø	Alu, Exc. 18Q
	82-85		R		04-0181		Ø 22,22	Exc. 18Q
	82-90		R		04-0249		Ø 25,40	Exc. 18Q
	85-90		R		04-0250		Ø 26,99	18Q
	82-90				05-0130		Ø 22,20	Exc. 18Q
	82-90				05-0110		Ø 25,40	18Q
2.5 D, 4WD Eng. 8144.67 (55kW)	1/83-90				09-0012		Ø	Alu, Exc. 18Q
	-12/82				09-0013		Ø	Alu, Exc. 18Q
	82-85		R		04-0181		Ø 22,22	Exc. 18Q
	82-90		R		04-0249		Ø 25,40	Exc. 18Q
	85-90		R		04-0250		Ø 26,99	18Q
	82-90				05-0130		Ø 22,20	Exc. 18Q
2.5 TD, 4WD Eng. 8144.21 (68kW)	82-90				05-0110		Ø 25,40	18Q
	1/83-90				09-0012		Ø	Alu, Exc. 18Q
	-12/82				09-0013		Ø	Alu, Exc. 18Q
	86-90		R		04-0249		Ø 25,40	Exc. 18Q
	86-90		R		04-0250		Ø 26,99	18Q
	86-90				05-0130		Ø 22,20	Exc. 18Q
Ducato II (290) 3/89-3/94	86-90				05-0110		Ø 25,40	18Q
	86-90				09-0012		Ø	Alu, Exc. 18Q
	1.9 D Eng. 149B1.000 (52kW)	90-94		R	04-0249		Ø 25,40	Exc. 18Q
	90-94		R		04-0250		Ø 26,99	18Q
	90-94				05-0130		Ø 22,20	Exc. 18Q
1.9 TD Eng. 280A1.000 (60kW)	90-94				05-0110		Ø 25,40	18Q
	90-94				09-0012		Ø	Alu, Exc. 18Q
	89-94		R		04-0249		Ø 25,40	Exc. 18Q
	89-94		R		04-0250		Ø 26,99	18Q
	89-94				05-0130		Ø 22,20	Exc. 18Q
2.0 Eng. 170D (62kW)	89-94				05-0110		Ø 25,40	18Q
	89-94				09-0012		Ø	Alu, Exc. 18Q
	90-94		R		04-0249		Ø 25,40	Exc. 18Q
	90-94		R		04-0250		Ø 26,99	18Q

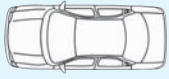








































		Spare Parts	F/R	L/R	METELLI ref.		DIMENSIONS mm.	NOTE
2.0 Eng. 170D (62kW)	90-94				<b>05-0130</b>		Ø 22,20	Exc. 18Q
	90-94				<b>05-0110</b>		Ø 25,40	18Q
	90-94				<b>09-0012</b>		Ø	Alu, Exc. 18Q
2.5 D, 4WD Eng. 8144.67 (55kW)	90-94		R		<b>04-0249</b>		Ø 25,40	Exc. 18Q
	90-94		R		<b>04-0250</b>		Ø 26,99	18Q
	90-94				<b>05-0130</b>		Ø 22,20	Exc. 18Q
	90-94				<b>05-0110</b>		Ø 25,40	18Q
	90-94				<b>09-0012</b>		Ø	Alu, Exc. 18Q
2.5 TD, 4WD Eng. 8140.27 (70kW)	90-94		R		<b>04-0249</b>		Ø 25,40	Exc. 18Q
	90-94		R		<b>04-0250</b>		Ø 26,99	18Q
	90-94				<b>05-0130</b>		Ø 22,20	Exc. 18Q
	90-94				<b>05-0110</b>		Ø 25,40	18Q
	90-94				<b>09-0012</b>		Ø	Alu, Exc. 18Q
<b>Ducato III (230) 3/94-4/02</b>								
1.9 D Eng. 230A2.000 (51kW)	2/94-		R		<b>04-0634</b>		Ø 25,40	10-14Q
	1/95-				<b>05-0237</b>		Ø 23,81	10-14Q, +ABS
	1/95-				<b>05-0240</b>		Ø 23,81	10-14Q, -ABS
	2/94-12/94				<b>05-0238</b>		Ø 22,20	10-14Q, +ABS
	2/94-12/94				<b>05-0241</b>		Ø 22,20	10-14Q, -ABS
1.9 D Eng. D9B/ DJY (50kW)	98-02		R		<b>04-0634</b>		Ø 25,40	10Q Panorama, ambulanza
	98-02		R		<b>04-0635</b>		Ø 27,00	10-14Q
	98-02		R		<b>04-0636</b>		Ø 28,60	18Q
	98-02				<b>05-0237</b>		Ø 23,81	10-14Q, +ABS
	98-02				<b>05-0240</b>		Ø 23,81	10-14Q, -ABS
1.9 TD Eng. 230A4.000 (59kW)	2/94-		R		<b>04-0634</b>		Ø 25,40	10-14Q
	1/95-				<b>05-0237</b>		Ø 23,81	10-14Q, +ABS
	1/95-				<b>05-0240</b>		Ø 23,81	10-14Q, -ABS
	2/94-12/94				<b>05-0238</b>		Ø 22,20	10-14Q, +ABS
	2/94-12/94				<b>05-0241</b>		Ø 22,20	10-14Q, -ABS
1.9 TD Eng. DHX(XUD9TF-L) (66kW)	98-02		R		<b>04-0634</b>		Ø 25,40	10Q Panorama, ambulanza
	98-02		R		<b>04-0635</b>		Ø 27,00	10-14Q
	98-02		R		<b>04-0636</b>		Ø 28,60	18Q
	98-02				<b>05-0237</b>		Ø 23,81	10-14Q, +ABS
	98-02				<b>05-0240</b>		Ø 23,81	10-14Q, -ABS
	98-02				<b>05-0236</b>		Ø 25,40	18Q, +ABS
	98-02				<b>05-0239</b>		Ø 25,40	18Q, -ABS
1.9 TD Panorama Eng. 230A3.000 (60kW)	2/94-		R		<b>04-0634</b>		Ø 25,40	10-14Q
	1/95-				<b>05-0237</b>		Ø 23,81	10-14Q, +ABS
	1/95-				<b>05-0240</b>		Ø 23,81	10-14Q, -ABS
	2/94-12/94				<b>05-0238</b>		Ø 22,20	10-14Q, +ABS
	2/94-12/94				<b>05-0241</b>		Ø 22,20	10-14Q, -ABS
2.0 JTD Eng. RHV(DW10) (62kW)	01-02		R		<b>04-0634</b>		Ø 25,40	10Q Panorama, ambulanza
	01-02		R		<b>04-0635</b>		Ø 27,00	10-14Q
	01-02		R		<b>04-0636</b>		Ø 28,60	18Q
	01-02				<b>05-0446</b>		Ø 25,40	
2.0i, 4WD Eng. RFW(XU10J2/ C) (80kW)	2/94-		R		<b>04-0634</b>		Ø 25,40	10-14Q
	2/94-		R		<b>04-0636</b>		Ø 28,60	18Q
	1/95-				<b>05-0237</b>		Ø 23,81	10-14Q, +ABS
	1/95-				<b>05-0240</b>		Ø 23,81	10-14Q, -ABS
	2/94-				<b>05-0236</b>		Ø 25,40	18Q, +ABS
	2/94-				<b>05-0239</b>		Ø 25,40	18Q, -ABS
	2/94-12/94				<b>05-0238</b>		Ø 22,20	10-14Q, +ABS
2.5 D, 4WD Eng. 8140.67 (62kW)	2/94-		R		<b>04-0634</b>		Ø 25,40	10-14Q
	2/94-		R		<b>04-0636</b>		Ø 28,60	18Q
	1/95-				<b>05-0237</b>		Ø 23,81	10-14Q, +ABS
	1/95-				<b>05-0240</b>		Ø 23,81	10-14Q, -ABS
	2/94-				<b>05-0236</b>		Ø 25,40	18Q, +ABS
	2/94-				<b>05-0239</b>		Ø 25,40	18Q, -ABS
	2/94-12/94				<b>05-0238</b>		Ø 22,20	10-14Q, +ABS
2.5 TDi Panorama Eng. 8140.47R (80kW)	94-02		R		<b>04-0634</b>		Ø 25,40	10Q Panorama, ambulanza
	94-02		R		<b>04-0635</b>		Ø 27,00	10-14Q
	94-02		R		<b>04-0636</b>		Ø 28,60	18Q

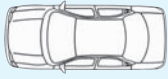








































			Spare Parts	F/R	L/R	METELLI ref.		DIMENSIONS mm.	NOTE
2.5 TDi Panorama Eng. 8140.47R (80kW)			1/95-			05-0237		Ø 23,81	10-14Q, +ABS
			1/95-			05-0240		Ø 23,81	10-14Q, -ABS
			2/94-			05-0236		Ø 25,40	18Q, +ABS
			2/94-			05-0239		Ø 25,40	18Q, -ABS
			2/94-12/94			05-0238		Ø 22,20	10-14Q, +ABS
			2/94-12/94			05-0241		Ø 22,20	10-14Q, -ABS
2.5 TDi Panorama, 4WD Eng. 8140.47 (85kW)			2/94-	R		04-0635		Ø 27,00	18Q
			2/94-	R		04-0636		Ø 28,60	18Q
			1/95-			05-0237		Ø 23,81	18Q, +ABS
			1/95-			05-0240		Ø 23,81	18Q, -ABS
			2/94-			05-0236		Ø 25,40	18Q, +ABS
			2/94-			05-0239		Ø 25,40	18Q, -ABS
			2/94-12/94			05-0238		Ø 22,20	18Q, +ABS
			2/94-12/94			05-0241		Ø 22,20	18Q, -ABS
2.8 D, 4WD Eng. 8140.63 (64kW)			98-02	R		04-0635		Ø 27,00	14Q
			98-02	R		04-0636		Ø 28,60	18Q
			-02			05-0481		Ø 25,40	Ch 6194401-, +ABS
			-02			05-0446	Bosch	Ø 25,40	Ch 6194401-, -ABS, M/T
			98-			05-0237		Ø 23,81	Ch -6194400, +ABS
			98-			05-0239		Ø 25,40	Ch -6194400, -ABS
2.8 JTD, 4WD Eng. 8140.43S (94kW)			00-02	R		04-0635		Ø 27,00	14Q
			00-02	R		04-0636		Ø 28,60	18Q
			01-			05-0237		Ø 23,81	Ch -6194400, +ABS
			01-			05-0239		Ø 25,40	Ch -6194400, -ABS
			-02			05-0481		Ø 25,40	Ch 6194401-, +ABS
			-02			05-0446	Bosch	Ø 25,40	Ch 6194401-, -ABS, M/T
2.8 TDi, 4WD Eng. 8140.43 (90kW)			97-02	R		04-0635		Ø 27,00	14Q
			97-02	R		04-0636		Ø 28,60	18Q
			97-02			05-0237		Ø 23,81	14Q, +ABS
			97-02			05-0240		Ø 23,81	14Q, -ABS
			97-02			05-0236		Ø 25,40	18Q, +ABS
			97-02			05-0239		Ø 25,40	18Q, -ABS
<b>Ducato IV (244, Z) 4/02-1/06</b>									
2.0 JTD Eng. RHV(DW10) (62kW)			4/02-	R		04-0635	Ap	Ø 27,00	Rear Drum Brake
			4/02-			05-0481		Ø 25,40	+ABS
			4/02-			05-0446	Bosch	Ø 25,40	-ABS, M/T
2.0, Bipower Eng. RFL(XU10J2U) (81kW)			4/02-	R		04-0635	Ap	Ø 27,00	Rear Drum Brake
			4/02-			05-0481		Ø 25,40	+ABS
			4/02-			05-0446	Bosch	Ø 25,40	-ABS, M/T
2.3 JTD Eng. F1AE0481C (81kW)			4/02-	R		04-0635	Ap	Ø 27,00	Rear Drum Brake
			4/02-			05-0481		Ø 25,40	+ABS
			4/02-			05-0446	Bosch	Ø 25,40	-ABS, M/T
2.8 JTD, 4WD Eng. 8140.43S (94kW)			4/02-	R		04-0635	Ap	Ø 27,00	Rear Drum Brake
			4/02-			05-0481		Ø 25,40	+ABS
			4/02-			05-0446	Bosch	Ø 25,40	-ABS, M/T
<b>Ducato V (250,251) 2/06-</b>									
100 MJT Eng. 4HV (74kW)			06-			05-0727	Bosch	Ø 25,40	Alu, 11-15Q, +VDC
			06-			05-0726	Bosch	Ø 25,40	Alu, 11-15Q, -VDC
			06-			05-0729	Bosch	Ø 26,99	Alu, 17-20Q, +VDC
			06-			05-0728	Bosch	Ø 26,99	Alu, 17-20Q, -VDC
120 MJT Eng. F1AE0481D (88kW)			06-			05-0727	Bosch	Ø 25,40	Alu, 11-15Q, +VDC
			06-			05-0726	Bosch	Ø 25,40	Alu, 11-15Q, -VDC
			06-			05-0729	Bosch	Ø 26,99	Alu, 17-20Q, +VDC
			06-			05-0728	Bosch	Ø 26,99	Alu, 17-20Q, -VDC
130 MJT Eng. F1AE0481N (96kW)			06-			05-0727	Bosch	Ø 25,40	Alu, 11-15Q, +VDC
			06-			05-0726	Bosch	Ø 25,40	Alu, 11-15Q, -VDC
			06-			05-0729	Bosch	Ø 26,99	Alu, 17-20Q, +VDC
			06-			05-0728	Bosch	Ø 26,99	Alu, 17-20Q, -VDC
160 MJT Eng. F1CE0481D (117kW)			06-			05-0727	Bosch	Ø 25,40	Alu, 11-15Q, +VDC
			06-			05-0726	Bosch	Ø 25,40	Alu, 11-15Q, -VDC
			06-			05-0729	Bosch	Ø 26,99	Alu, 17-20Q, +VDC
			06-			05-0728	Bosch	Ø 26,99	Alu, 17-20Q, -VDC

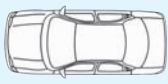


















				Spare Parts	F/R	L/R	METELLI ref.		DIMENSIONS mm.	NOTE
<b>Fiorino I (127) 10/77-12/87</b>										
0.8 (28kW)	78-81		R				04-0072		Ø 19,05	
	78-81						05-0019		Ø 19,05	
	78-81						09-0001		Ø	Alu
0.9 Eng. 100GL.000 (33kW)	10/82-84		R				04-0156		Ø 19,05	
	77-81		R				04-0072		Ø 19,05	
	77-84						05-0019		Ø 19,05	
	77-84						09-0001		Ø	Alu
1.0 Eng. 127A.000/ B (37kW)	10/82-87		R				04-0156		Ø 19,05	
	80-81		R				04-0072		Ø 19,05	
	80-87						05-0019		Ø 19,05	
	80-87						09-0001		Ø	Alu
1.3 D, Panorama Eng. 127A5.000/ 146B1 (33kW)	10/82-86		R				04-0156		Ø 19,05	
	81-82		R				04-0072		Ø 19,05	
	81-86						05-0019		Ø 19,05	
	81-86						09-0001		Ø	Alu
<b>Fiorino II (147) 1/86-12/93</b>										
1.0, Pick up Eng. 156A.000 (41kW)	86-88		R				04-0072		Ø 19,05	
	86-88						05-0068		Ø 19,05	
1.1 60 Eng. 146A9.000 (40kW)	86-93		R				04-0279		Ø 19,05	
	86-93						05-0088	Ate	Ø 20,64	
	86-93						05-0218	Bdx	Ø 20,64	
	86-93						09-0006		Ø	Alu
1.3 (49kW)	87-93		R				04-0279		Ø 19,05	
	87-93						05-0088	Ate	Ø 20,64	
	87-93						05-0218	Bdx	Ø 20,64	
	87-93						09-0006		Ø	Alu
1.5 i.e. 75 Eng. 149C1.000 (55kW)	88-93		R				04-0279		Ø 19,05	
	88-93						05-0088	Ate	Ø 20,64	
	88-93						05-0218	Bdx	Ø 20,64	
	88-93						09-0006		Ø	Alu
1.7 D Eng. 149B2.000 (42kW)	88-93		R				04-0279		Ø 19,05	
	88-93						05-0088	Ate	Ø 20,64	
	88-93						05-0218	Bdx	Ø 20,64	
	88-93						09-0006		Ø	Alu
1.7 D Eng. 149B3.000 (44kW)	87-90		R				04-0279		Ø 19,05	
	87-90						05-0088	Ate	Ø 20,64	
	87-90						05-0218	Bdx	Ø 20,64	
	87-90						09-0006		Ø	Alu
<b>Fiorino III (146) 1/93-12/06</b>										
1.3 70 Eng. 146A5.000 (49kW)	93-		R				04-0646	Bosch	Ø 20,64	
	93-						05-0278	Ate	Ø 22,20	
	93-						05-0217	Bdx	Ø 22,20	
1.4 i.e. 70, Pick-up Eng. 146C5.000/ 146D5.000 (49kW)	92-		R				04-0646	Bosch	Ø 20,64	
	92-						05-0278	Ate	Ø 22,20	
	92-						05-0217	Bdx	Ø 22,20	
1.6 i.e. 75, Pick up Eng. 146C6.000/ 146D6.000 (55kW)	93-		R				04-0646	Bosch	Ø 20,64	
	93-						05-0278	Ate	Ø 22,20	
	93-						05-0217	Bdx	Ø 22,20	
1.7 D Eng. 146B2.000 (42kW)	93-		R				04-0646	Bosch	Ø 20,64	
	93-						05-0291	Ate	Ø 22,20	+ABS
1.7 TD 65, Pick up Eng. 146D7.000 (46kW)	97-		R				04-0646	Bosch	Ø 20,64	
	97-						05-0291		Ø 22,20	+ABS
	97-						05-0278	Ate	Ø 22,20	-ABS
	97-						05-0217	Bdx	Ø 22,20	-ABS
<b>Fiorino IV (225) 1/07-</b>										
1.3 MJT 16v Eng. 199A2.000 (55kW)	07-		R				04-0933	Ap	Ø 20,64	Alu
	07-						05-0677	Bosch	Ø 22,20	Alu, Selespeed
1.4 8v Eng. KFV (55kW)	07-		R				04-0933	Ap	Ø 20,64	Alu
	07-						05-0677	Bosch	Ø 22,20	Alu
<b>Fiorino Qubo IV (300) 1/08-</b>										
1.3 JTD Eng. 199A2.000 (55kW)	07-		R				04-0933	Ap	Ø 20,64	Alu
1.4 Eng. KFV (54kW)	08-		R				04-0933	Ap	Ø 20,64	Alu
	08-						05-0677	Bosch	Ø 22,20	Alu





			Spare Parts	F/R	L/R	METELLI ref.		DIMENSIONS mm.	NOTE
<b>Grande Punto Van (299) 9/05-</b>									
1.3 MJT 16v Eng. 199A2.000 (55kW)	05-			R		04-0933	Ap	Ø 20,64	Alu
1.3 MJT 16v Eng. 199A3.000 (66kW)	05-			R		04-0933	Ap	Ø 20,64	Alu
1.4 Eng. 350A1.000 (57kW)	05-			R		04-0933	Ap	Ø 20,64	Alu
<b>Idea Van 1/04-</b>									
1.3 MJT Eng. 188A9.000 (51kW)	04-6/05			R		04-0812	Ap	Ø 22,00	Alu
	7/05-			R		04-0934	Ap	Ø 22,00	Alu
	04-					05-0529	Bosch	Ø 23,81	Alu, +ABS, -VDC
	04-12/06					05-0317	Bosch	Ø 23,81	Alu, +ABS, +VDC
1.3 MJT Eng. 199A3.000 (66kW)	05-			R		04-0933	Ap	Ø 20,64	Alu
	04-12/06					05-0317	Bosch	Ø 23,81	Alu, +ABS, +VDC
	05-					05-0529	Bosch	Ø 23,81	Alu, +ABS, -VDC
1.4 16v Eng. 843A1.000 (70kW)	04-6/05			R		04-0812	Ap	Ø 22,00	Alu
	7/05-			R		04-0934	Ap	Ø 22,00	Alu
	04-					05-0529	Bosch	Ø 23,81	Alu, +ABS, -VDC
	04-12/06					05-0317	Bosch	Ø 23,81	Alu, +ABS, +VDC
1.9 JTD Eng. 188B2.000 (74kW)	04-			R		04-0442	Ap	Ø 20,64	
	04-					05-0529	Bosch	Ø 23,81	Alu, +ABS, -VDC
	04-12/06					05-0317	Bosch	Ø 23,81	Alu, +ABS, +VDC
<b>Marengo 1/83-</b>									
Tempra 1.9 D Eng. 160A7.000 (48kW)	90-93			R		04-0254		Ø 17,50	
	90-93					05-0044		Ø 20,64	
Tempra 1.9 TD Eng. 160A6.000/ 160D1.000 (66kW)	90-93			R		04-0254		Ø 17,50	
	90-93					05-0147		Ø 20,64	+ABS
	90-93					05-0044		Ø 20,64	-ABS
	90-93							Ø 20,64	-ABS
<b>Multipla Van 4/99-</b>									
1.6 16v Eng. 182B6.000 (76kW)	4/99-02			R		04-0612		Ø 20,64	
	4/99-02					05-0208		Ø 22,20	Supplied -Servo
	99-02					05-0667	Bosch	Ø 20,64	Alu, +ABS, +VDC
1.9 JTD Eng. 186A8.000 (85kW)	02-			R		04-0612		Ø 20,64	
	02-					05-0208		Ø 22,20	Supplied -Servo
	02-					05-0667	Bosch	Ø 20,64	Alu, +ABS, +VDC
1.9 JTD Eng. 186A9.000 (88kW)	04-			R		04-0612		Ø 20,64	
	04-					05-0208		Ø 22,20	Vett -2158353, Supplied -Servo, -VDC
	04-					05-0667	Bosch	Ø 20,64	Vett -2178713, Alu, +ABS, +VDC
<b>Panda Van I (141A) 1/86-8/98</b>									
0.75 Eng. 141B.000 (25kW)	86-95			R		04-0156		Ø 19,05	
	86-95					05-0028		Ø 19,05	LHD
1.0 4WD Eng. 156A2.100/ 156A3.100 (32kW)	86-92			R		04-0156		Ø 19,05	
	86-92					05-0028		Ø 19,05	LHD
1.0 i.e. Kat, 4WD Eng. 141C2.000 (33kW)	87-98			R		04-0156		Ø 19,05	
	87-98					05-0028		Ø 19,05	LHD
1.3 D Eng. 156A5.000 (27kW)	86-92			R		04-0156		Ø 19,05	
	86-92					05-0066		Ø 20,64	LHD
<b>Panda Van II (271) 9/03-</b>									
1.1 Eng. 187A1.000 (40kW)	03-			R		04-0602		Ø 20,64	+ABS, +VDC
	03-			R		04-0442	Ap	Ø 20,64	-ABS
	03-					05-0523	Bosch	Ø 20,64	+ABS, -VDC
	03-					05-0525	Bosch	Ø 20,64	-ABS
	03-					05-0524	Bosch	Ø 20,64	Alu, +ABS, +VDC
	03-							Ø 20,64	
1.2 Eng. 188A4.000 (38kW)	03-			R		04-0602		Ø 20,64	+ABS, +VDC
	03-			R		04-0442	Ap	Ø 20,64	-ABS
	03-					05-0523	Bosch	Ø 20,64	+ABS, -VDC
	03-					05-0525	Bosch	Ø 20,64	-ABS
	03-					05-0524	Bosch	Ø 20,64	Alu, +ABS, +VDC
1.2 Eng. 188A4.000 (44kW)	03-			R		04-0602		Ø 20,64	+ABS, +VDC
	03-			R		04-0442	Ap	Ø 20,64	-ABS
	03-					05-0523	Bosch	Ø 20,64	+ABS, -VDC
	03-					05-0525	Bosch	Ø 20,64	-ABS
	03-					05-0524	Bosch	Ø 20,64	Alu, +ABS, +VDC
1.3 JTD Eng. 188A9.000 (51kW)	9/03-			R		04-0602		Ø 20,64	+ABS
	9/03-			R		04-0442	Ap	Ø 20,64	-ABS
	03-					05-0523	Bosch	Ø 20,64	+ABS, -VDC
	03-					05-0525	Bosch	Ø 20,64	-ABS

		Spare Parts	F/R	L/R	METELLI ref.		DIMENSIONS mm.	NOTE
1.3 JTD Eng. 188A9.000 (51kW)	03-				<b>05-0524</b>	Bosch	Ø 20,64	Alu, +ABS, +VDC
<b>Punto Van I (176L) 4/96-2/00</b>								
1.1 Eng. 176B2.000 (40kW)	96-00		R		<b>04-0442</b>	Ap	Ø 20,64	-ABS
	96-00		R		<b>04-0602</b>	Bdx	Ø 20,64	+ABS
	96-00				<b>05-0044</b>		Ø 20,64	
1.7 D Eng. 176B3.000 (42kW)	96-00		R		<b>04-0442</b>	Ap	Ø 20,64	-ABS
	96-00		R		<b>04-0602</b>	Bdx	Ø 20,64	+ABS
	96-00				<b>05-0044</b>		Ø 20,64	
	96-00				<b>54-0042</b>		Ø 25,40	RHD
1.7 TD Eng. 176A5.000 (52kW)	96-00		R		<b>04-0500</b>	Ap	Ø 22,00	+ABS
	96-00		R		<b>04-0602</b>	Bdx	Ø 20,64	+ABS
	96-00				<b>05-0044</b>		Ø 20,64	
<b>Punto Van II (188AX) 2/00-</b>								
1.2 Eng. 188A4.000 (44kW)	00-		R		<b>04-0690</b>		Ø 20,64	Alu
	2/00-				<b>05-0461</b>		Ø 20,64	-ABS
	2/00-				<b>05-0290</b>	Bosch	Ø 22,20	Alu, +ABS
1.3 JTD Eng. 188A9.000 (51kW)	03-05		R		<b>04-0742</b>		Ø 22,00	Alu, +VDC
	03-05				<b>05-0456</b>	Bosch	Ø 22,20	+ABS, -ESP
	03-05				<b>05-0442</b>	Bosch	Ø 22,20	-ABS
	03-05				<b>05-0483</b>	Bosch	Ø 22,20	Alu, +ABS, +ESP
	03-05				<b>05-0673</b>	Trw	Ø 22,20	Alu, +ABS, +ESP, +TC
	03-05				<b>54-0061</b>		Ø 20,64	
1.9 DS 60 Eng. 188A3.000 (44kW)	00-		R		<b>04-0742</b>	Ap	Ø 22,00	Alu, A/T
	03-				<b>05-0456</b>	Bosch	Ø 22,20	+ABS
	03-				<b>05-0442</b>	Bosch	Ø 22,20	-ABS
	2/00-				<b>54-0061</b>		Ø 20,64	
1.9 JTD Eng. 188A7.000 (63kW)	00-2/02		R		<b>04-0742</b>	Ap	Ø 22,00	Alu
	2/02-		R		<b>04-0690</b>		Ø 20,64	Alu
	00-				<b>05-0456</b>	Bosch	Ø 22,20	+ABS
	00-				<b>05-0442</b>	Bosch	Ø 22,20	-ABS
	2/00-				<b>54-0061</b>		Ø 20,64	
<b>Scudo I (220L) 2/96-12/06</b>								
1.6 Eng. 220A2.000 (58kW)	96-		R		<b>04-0642</b>		Ø 19,05	
	96-				<b>05-0227</b>	Bdx	Ø 22,20	+ABS
	96-				<b>05-0228</b>	Bdx	Ø 22,20	-ABS
1.9 D Eng. D9B/ D8A/ U (51kW)	96-		R		<b>04-0642</b>		Ø 19,05	
	96-				<b>05-0227</b>	Bdx	Ø 22,20	+ABS
	96-				<b>05-0228</b>	Bdx	Ø 22,20	-ABS
	96-				<b>05-0411</b>	Bosch	Ø 23,81	+ABS, RHD
	96-				<b>05-0325</b>	Bosch	Ø 23,81	-ABS, RHD
1.9 D Eng. WJZ(DW8) (51kW)	98-		R		<b>04-0642</b>		Ø 19,05	
	98-				<b>05-0227</b>	Bdx	Ø 22,20	+ABS
	98-				<b>05-0228</b>	Bdx	Ø 22,20	-ABS
	98-				<b>05-0411</b>	Bosch	Ø 23,81	+ABS, RHD
	98-				<b>05-0325</b>	Bosch	Ø 23,81	-ABS, RHD
1.9 TD Eng. D8B (68kW)	98-		R		<b>04-0642</b>		Ø 19,05	
	98-				<b>05-0227</b>	Bdx	Ø 22,20	+ABS
	98-				<b>05-0228</b>	Bdx	Ø 22,20	-ABS
	98-				<b>05-0411</b>	Bosch	Ø 23,81	+ABS, RHD
	98-				<b>05-0325</b>	Bosch	Ø 23,81	-ABS, RHD
1.9 TD Eng. DHX(XUD9TF-L) (66kW)	96-		R		<b>04-0642</b>		Ø 19,05	
	96-				<b>05-0227</b>	Bdx	Ø 22,20	+ABS
	96-				<b>05-0228</b>	Bdx	Ø 22,20	-ABS
	96-				<b>05-0411</b>	Bosch	Ø 23,81	+ABS, RHD
	96-				<b>05-0325</b>	Bosch	Ø 23,81	-ABS, RHD
2.0 Eng. RFN(EW10J4) (100kW)	02-				<b>05-0411</b>	Bosch	Ø 23,81	+ABS
	02-				<b>05-0325</b>	Bosch	Ø 23,81	-ABS
2.0 JTD Eng. RHX (69kW)	99-		R		<b>04-0642</b>		Ø 19,05	
	5/99-				<b>05-0411</b>	Bosch	Ø 23,81	+ABS
	5/99-				<b>05-0325</b>	Bosch	Ø 23,81	-ABS
	12/99-				<b>54-0064</b>		Ø 23,81	
	12/99-				<b>55-0083</b>		Ø 19,05	
2.0 JTD Eng. RHZ(DW10ATED) (80kW)	02-		R		<b>04-0642</b>		Ø 19,05	
	02-				<b>05-0411</b>	Bosch	Ø 23,81	+ABS

		Spare Parts	F/R	L/R	METELLI ref.		DIMENSIONS mm.	NOTE
2.0 JTD Eng. RHZ(DW10ATED) (80kW)	02-				05-0325	Bosch	Ø 23,81	-ABS
	12/02-				54-0064		Ø 23,81	
	12/02-				55-0083		Ø 19,05	
<b>Scudo II (272) 1/07-</b>								
1.6 JTD Eng. DV6UTED4 (66kW)	07-		R		04-0966	Trw	Ø 22,20	Alu
	07-				05-0731	Ate	Ø 25,40	Alu, Servo 280mm
	07-				05-0732	Ate	Ø 25,40	Alu, Servo 392mm
2.0 JTD Eng. DW10BTED4 (100kW)	07-		R		04-0966	Trw	Ø 22,20	Alu
	07-				05-0731	Ate	Ø 25,40	Alu, Servo 280mm
	07-				05-0732	Ate	Ø 25,40	Alu, Servo 392mm
2.0 JTD Eng. DW10UTED4 (88kW)	07-		R		04-0966	Trw	Ø 22,20	Alu
	07-				05-0731	Ate	Ø 25,40	Alu, Servo 280mm
	07-				05-0732	Ate	Ø 25,40	Alu, Servo 392mm
<b>Seicento Van 1/98-</b>								
0.9 i Eng. 1170A1.046 (29kW)	4/98-		R		04-0156		Ø 19,05	
	4/98-				05-0150		Ø 19,05	
1.1 i Eng. 187A1.000 (40kW)	4/98-		R		04-0156		Ø 19,05	
	4/98-				05-0150		Ø 19,05	
<b>Strada I (178E) 6/99-1/05</b>								
1.2 Eng. 188A4.000 (44kW)	03-05				05-0278	Ate	Ø 22,20	
	03-05				05-0279	Ate	Ø 22,20	+ABS
	03-05				05-0217	Bdx	Ø 22,20	
1.2 16v Eng. 178B5.000 (54kW)	99-05		R		04-0642		Ø 19,05	
	99-05				05-0278	Ate	Ø 22,20	
	99-05				05-0279	Ate	Ø 22,20	+ABS
	99-05				05-0217	Bdx	Ø 22,20	
1.7 TD Eng. 176A3.000 (51kW)	99-05		R		04-0642		Ø 19,05	
	99-05				05-0278	Ate	Ø 22,20	
	99-05				05-0279	Ate	Ø 22,20	+ABS
	99-05				05-0217	Bdx	Ø 22,20	
1.9 D Eng. 223A6.000 (46kW)	00-05		R		04-0642		Ø 19,05	
	00-05				05-0278	Ate	Ø 22,20	
	00-05				05-0279	Ate	Ø 22,20	+ABS
	00-05				05-0217	Bdx	Ø 22,20	
1.9 JTD Eng. 188A2.000 (59kW)	03-05		R		04-0642		Ø 19,05	
	03-05				05-0278	Ate	Ø 22,20	
	03-05				05-0279	Ate	Ø 22,20	+ABS
	03-05				05-0217	Bdx	Ø 22,20	
<b>Strada II (178EXG) 2/05-</b>								
1.2 8v MPI Eng. 178B7.045 (44kW)	05-		R		04-0642		Ø 19,05	
1.3 MTJ (Germany) Eng. 223A9.000 (63kW)	05-		R		04-0642		Ø 19,05	
	05-				05-0279	Ate	Ø 22,20	+ABS
	05-				05-0278	Ate	Ø 22,20	-ABS
	05-				05-0217	Bdx	Ø 22,20	-ABS
1.6 16v Eng. 178D2.011	05-		R		04-0642		Ø 19,05	
	05-				05-0279	Ate	Ø 22,20	+ABS
	05-				05-0278	Ate	Ø 22,20	-ABS
	05-				05-0217	Bdx	Ø 22,20	-ABS
1.7 TD Eng. 176A3.000 (51kW)	05-		R		04-0642		Ø 19,05	
<b>Talento (290) 3/89-3/94</b>								
1.9 D Eng. 149B1.000 (52kW)	9/89-94		R		04-0613		Ø 22,22	
	9/89-94				05-0130		Ø 22,20	
	9/89-94				09-0012		Ø	Alu
2.0 Eng. 170B (55kW)	9/89-94		R		04-0613		Ø 22,22	
	9/89-94				05-0130		Ø 22,20	
	9/89-94				09-0012		Ø	Alu
<b>Uno Van 1/83-10/95</b>								
1.0 Eng. 156A2.000 (32kW)	90-95		R		04-0156		Ø 19,05	
	90-95				05-0066		Ø 20,64	
1.3 D Eng. 146B1.000 (33kW)	83-		R		04-0156		Ø 19,05	
	1/86-9/89				05-0066		Ø 20,64	
	6/83-				05-0024		Ø 19,05	+Servo
	7/83-85				05-0028		Ø 19,05	
	89-12/92				05-0234		Ø 22,20	

		Spare Parts	F/R	L/R	METELLI ref.		DIMENSIONS mm.	NOTE
1.3 D Eng. 146B1.000 (33kW)	93-				<b>05-0066</b>	Ap	Ø 20,64	
	83-				<b>09-0006</b>		Ø	Alu
	83-				<b>54-0011</b>		Ø 25,40	RHD
	83-				<b>55-0015</b>		Ø 19,05	RHD
1.4 TD Eng. 146B3.000 (52kW)	86-90		R		<b>04-0156</b>		Ø 19,05	
	86-90				<b>05-0234</b>		Ø 22,20	RHD
	86-90				<b>05-0066</b>	Ap	Ø 20,64	LHD
	89-				<b>54-0011</b>		Ø 25,40	RHD
	89-				<b>55-0015</b>		Ø 19,05	RHD
1.7 D Eng. 146B2.000 (42kW)	89-93		R		<b>04-0156</b>		Ø 19,05	
	89-93				<b>05-0234</b>		Ø 22,20	RHD
	89-93				<b>05-0066</b>	Ap	Ø 20,64	LHD
	89-				<b>54-0011</b>		Ø 25,40	RHD
	89-				<b>55-0015</b>		Ø 19,05	RHD
1.7 D Eng. 149B3.000 (44kW)	90-95		R		<b>04-0156</b>		Ø 19,05	
	90-95				<b>05-0234</b>		Ø 22,20	RHD
	90-95				<b>05-0066</b>	Ap	Ø 20,64	LHD























## FORD AUSTRALIA

<b>Cortina (TD, TE, TF)</b>								
All models	74-82		R		<b>04-0445</b>		Ø 17,78	
<b>Fairlane/ Ltd (ZA,ZB,ZC,ZD)</b>								
All models	67-72		R		<b>04-0453</b>		Ø 22,20	
<b>Falcon (XA,XR,XT,XW,XY)</b>								
All models	66-73		R		<b>04-0453</b>		Ø 22,20	
<b>Falcon (XB)</b>								
All models	73-		R		<b>04-0445</b>		Ø 17,78	

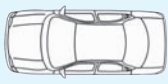

























## FORD BRASILE

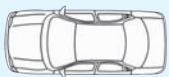
















































<b>Festiva</b>								
All models	88-93		R		<b>04-0514</b>		Ø 15,87	

## FORD EUROPE

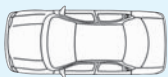




















































<b>Anglia 1/59-1/67</b>								
1.0 Eng. 105E/ 107E/ 307E	59-67		F	L	<b>04-0034</b>		Ø 19,05	
	59-67		F	R	<b>04-0036</b>		Ø 19,05	
	59-67		R		<b>04-0037</b>		Ø 17,78	Alu
1.2 Eng. HMDA (34-35kW)	59-67		F	L	<b>04-0034</b>		Ø 19,05	
	59-67		F	R	<b>04-0036</b>		Ø 19,05	
	59-67		R		<b>04-0037</b>		Ø 17,78	Alu
<b>Capri I (ECJ) 12/68-2/74</b>								
1.3 Eng. K13L (35-37-39-48kW)	68-72		R		<b>04-0233</b>		Ø 17,78	Alu
1.6 Eng. LE (53-65kW)	72-74		R		<b>04-0233</b>		Ø 17,78	Alu
2.0 Eng. 2602E/ 2724E/ 3006E/ 3010E (63-66-69kW)	69-74		R		<b>04-0233</b>		Ø 17,78	Alu
3.0 Eng. HY (101-103kW)	72-74		R		<b>04-0233</b>		Ø 17,78	Alu
<b>Capri II (GECF) 2/74-12/77</b>								
1.3 Eng. J1E (37kW)	11/74-12/77		R		<b>04-0085</b>		Ø 20,64	
1.3 Eng. J1E/ K13L (40-42kW)	74-77		R		<b>04-0086</b>		Ø 17,78	
1.6 Eng. LCE (53kW)	74-77		R		<b>04-0086</b>		Ø 17,78	
2.0 Eng. NYL/ NWN/ TL20H (66-72kW)	74-77		R		<b>04-0086</b>		Ø 17,78	
2.3 Eng. YYE/ TV23 (79kW)	74-77		R		<b>04-0086</b>		Ø 17,78	
3.0 Eng. HYF/ EV30H (101kW)	74-77		R		<b>04-0086</b>		Ø 17,78	
<b>Capri III (GECF) 1/78-4/87</b>								
1.3 Eng. J1E/ K13L (40kW)	78-81		R		<b>04-0076</b>		Ø 19,05	
	78-81				<b>05-0113</b>		Ø 20,64	
1.6 Eng. LCN (49-52-54kW)	78-87		R		<b>04-0086</b>		Ø 17,78	
	78-87				<b>05-0113</b>		Ø 20,64	
2.0 Eng. NEN/ TL20H (64-66-74kW)	78-85		R		<b>04-0086</b>		Ø 17,78	
	78-85				<b>05-0113</b>		Ø 20,64	
2.8 i T. Eng. TV28 (138-150kW)	82-87		R		<b>04-0085</b>		Ø 20,64	
2.8 Super Inj. Eng. PRN/ TV28 (118kW)	81-87		R		<b>04-0085</b>		Ø 20,64	
3.0 Eng. EV30H (101kW)	78-81		R		<b>04-0086</b>		Ø 17,78	
	78-81				<b>05-0113</b>		Ø 20,64	




























				Spare Parts	F/R	L/R	METELLI ref.		DIMENSIONS mm.	NOTE
<b>C-Max 2/07-</b>										
1.6 Eng. SHDA (74kW)	2/07-						55-0089		Ø 19,05	
1.6 TDCi Eng. G8DB (80kW)	2/07-						55-0089		Ø 19,05	
1.6 TDCi Eng. HHDA/B (66kW)	2/07-						55-0089		Ø 19,05	
1.8, Flexifuel Eng. Q7DA (92kW)	2/07-						55-0089		Ø 19,05	
2.0 Eng. SYDA/ AODA/B (107kW)	2/07-						55-0089		Ø 19,05	
2.0 TDCi Eng. G6DB/D (100kW)	2/07-						55-0089		Ø 19,05	
<b>Consul (GGCL, FL, NL) 1/72-12/75</b>										
1.7, Coupé, SW Eng. 17M/ EV17L (48-51-55kW)	72-75		R				04-0049		Ø 17,78	
2.0 Eng. 2602E/ 2724E/ 3006E/ 3010E (60-66kW)	72-74		R				04-0115		Ø 20,64	
	72-75		R				04-0354		Ø 19,05	
2.3, Coupé, SW Eng. YYE/ TV23 (79kW)	72-74		R				04-0115		Ø 20,64	
2.5, SW Eng. EV25H (88kW)	72-74		R				04-0354		Ø 19,05	
3.0 Eng. EV30H (101kW)	72-74		R				04-0354		Ø 19,05	
<b>Cortina 10/62-3/72</b>										
1.2, Coupe, Estate Eng. HMDA (34-35kW)	62-66		F	L			04-0034		Ø 19,05	
	62-66		F	R			04-0036		Ø 19,05	
	62-66		R				04-0038		Ø 19,05	Alu
1.3 Lotus	66-70		R				04-0233		Ø 17,78	Alu
1.3, Coupe, Estate Eng. K13L (35-37-40-42kW)	66-72		R				04-0081		Ø 19,05	Saloon, Berlina
	66-72		R				04-0115		Ø 20,64	Saloon, Berlina
	8/71-72		R				04-0354		Ø 19,05	
	66-72						05-0095	Ate	Ø 20,64	-Servo
66-72						05-0112	Luc	Ø 20,64	-Servo	
1.5 GT, Coupe, Estate (56kW)	62-66		F	L			04-0034		Ø 19,05	
	62-66		F	R			04-0036		Ø 19,05	
	62-66		R				04-0038		Ø 19,05	Alu
1.5 Lotus Coupe (78kW)	66-70		R				04-0233		Ø 17,78	Alu
1.6, Coupe, Estate Eng. TL16L (45-50-51kW)	67-72		R				04-0081		Ø 19,05	
	67-72						05-0095	Ate	Ø 20,64	-Servo
	67-72						05-0112	Luc	Ø 20,64	-Servo
2.0, Coupe, Estate (72kW)	70-72		R				04-0049		Ø 17,78	
	70-72						05-0095	Ate	Ø 20,64	-Servo
	70-72						05-0112	Luc	Ø 20,64	-Servo
2.3 (83kW)	62-72		R				04-0049		Ø 17,78	
	62-72						05-0095	Ate	Ø 20,64	-Servo
	62-72						05-0112	Luc	Ø 20,64	-Servo
<b>Cougar (EC) 8/98-12/01</b>										
2.0 16v Eng. EDBA/ B/ C/ D (96kW)	1/99-						05-0314		Ø 25,40	Alu, +ABS
	8/98-12/01						55-0078		Ø 19,05	
2.5 ST 200 Eng. SGA (151kW)	00-						05-0314		Ø 25,40	Alu, +ABS
	1/00-12/01						55-0078		Ø 19,05	
2.5 V6 24v Eng. LCBA (125kW)	1/99-						05-0314		Ø 25,40	Alu, +ABS
	8/98-12/01						55-0078		Ø 19,05	
2.5 V6 24v Eng. LCBC/ E (125kW)	00-						05-0314		Ø 25,40	Alu, +ABS
	6/00-12/01						55-0078		Ø 19,05	
<b>Escort I (AFH, ATH) 1/68-2/76</b>										
1.1, SW Eng. G1/ KL11L/ H (751M) (29-32kW)	68-74		F	L			04-0034		Ø 19,05	
	68-74		F	R			04-0036		Ø 19,05	
	68-74		R				04-0038		Ø 19,05	Alu
1.1, SW Eng. G2/ KL11L/ H (751M) (35kW)	70-76		R				04-0038		Ø 19,05	Alu
1.3 Eng. J1F/ K13L (40kW)	73-76		F	L			04-0034		Ø 19,05	
	73-76		F	R			04-0036		Ø 19,05	
	73-76		R				04-0038		Ø 19,05	Alu
1.3 Eng. K13L (35-38kW)	68-71		F	L			04-0034		Ø 19,05	
	68-71		F	R			04-0036		Ø 19,05	
	68-71		R				04-0038		Ø 19,05	Alu
1.3 GT Eng. KL13H (47kW)	68-71		R				04-0038		Ø 19,05	Alu
1.6 Mexico Eng. KL16H (63kW)	70-75		R				04-0233		Ø 17,78	Alu
1.6 RS (84-90kW)	70-74		R				04-0233		Ø 17,78	Alu
<b>Escort II (ATH) 3/73-7/81</b>										
1.1 Eng. G2/ KL11L/ H (751M) (35kW)	75-1/76		F	L			04-0111		Ø 20,64	
	75-80		F	L			04-0129		Ø 22,22	
	75-1/76		F	R			04-0112		Ø 20,64	

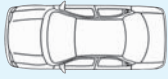



























		Spare Parts	F/R	L/R	METELLI ref.		DIMENSIONS mm.	NOTE
1.1 Eng. G2/ KL11L/ H (751M) (35kW)	75-80		F	R	04-0130		Ø 22,22	
	2/76-80		R		04-0085		Ø 20,64	
	75-1/76		R		04-0076		Ø 19,05	
	75-80		R		04-0086		Ø 17,78	
1.1, SW Eng. G1/ KL11L/ H (751M) (32-34kW)	75-1/76		F	L	04-0111		Ø 20,64	
	75-80		F	L	04-0129		Ø 22,22	
	75-1/76		F	R	04-0112		Ø 20,64	
	75-80		F	R	04-0130		Ø 22,22	
	2/76-80		R		04-0085		Ø 20,64	
	75-1/76		R		04-0076		Ø 19,05	
	75-80		R		04-0086		Ø 17,78	
	1.3 Eng. J3/ KL13H (51kW)	3/76-80		F	L	04-0129		Ø 22,22
75-1/76			F	L	04-0111		Ø 20,64	
3/76-80			F	R	04-0130		Ø 22,22	
75-1/76			F	R	04-0112		Ø 20,64	
3/76-80			R		04-0085		Ø 20,64	
75-1/76			R		04-0086		Ø 17,78	
75-80			R		04-0076		Ø 19,05	
1.3, SW Eng. J1F/ K13L (40kW)	3/76-80		F	L	04-0129		Ø 22,22	
	75-1/76		F	L	04-0111		Ø 20,64	
	3/76-80		F	R	04-0130		Ø 22,22	
	75-1/76		F	R	04-0112		Ø 20,64	
	3/76-80		R		04-0085		Ø 20,64	
	75-1/76		R		04-0086		Ø 17,78	
	75-80		R		04-0076		Ø 19,05	
1.6 Eng. LC (62kW)	75-1/76		F	L	04-0111		Ø 20,64	
	75-1/76		F	R	04-0112		Ø 20,64	
	75-1/76		R		04-0085		Ø 20,64	
	75-80		R		04-0076		Ø 19,05	
1.6 Sport Eng. L3E/ KL16G (751M) (63kW)	3/76-77		F	L	04-0129		Ø 22,22	
	75-1/76		F	L	04-0111		Ø 20,64	
	3/76-77		F	R	04-0130		Ø 22,22	
	75-1/76		F	R	04-0112		Ø 20,64	
	3/76-77		R		04-0085		Ø 20,64	
	75-77		R		04-0086		Ø 17,78	
1.8 RS (92kW)	75-77		R		04-0086		Ø 17,78	
	76-77		R		04-0076		Ø 19,05	
2.0 RS Heckantrieb Eng. NE (80kW)	75-80		R		04-0086		Ø 17,78	
	75-80		R		04-0076		Ø 19,05	
<b>Escort III (GAA) 9/80-7/86</b>								
1.1 Eng. GPA/ GMA/ GLB/ GLA/ GLW (43kW)	8/80-83		R		04-0354		Ø 19,05	
	8/80-83				05-0097		Ø 22,00	+Servo
1.1, SW Eng. GMA/ GPA/ GLB/ GLA/ GLW (40kW)	8/80-83		R		04-0354		Ø 19,05	
	8/80-83				05-0097		Ø 22,00	+Servo
1.1, SW Eng. GSB/ C/ E/ F/ G/ H (37kW)	2/84-85		R		04-0049		Ø 17,78	
	83-1/84		R		04-0354		Ø 19,05	
	84-		R		04-0714		Ø 17,78	South Africa, FWD
	2/84-85				05-0096		Ø 22,00	+Servo
	83-1/84				05-0097		Ø 22,00	+Servo
	1.3, SW, Cabrio Eng. JPA/ C (51kW)	2/84-85		R		04-0049		Ø 17,78
8/80-1/84			R		04-0354		Ø 19,05	
85-			R		04-0714		Ø 17,78	South Africa, FWD
2/84-85					05-0096		Ø 22,00	+Servo
8/80-1/84					05-0097		Ø 22,00	+Servo
1.6 Eng. LP1/ LP2/ LUA/ B/ C/ D/ H (71kW)	80-82		R		04-0354		Ø 19,05	
	80-82				05-0097		Ø 22,00	+Servo
1.6 D, SW Eng. LTA/ B/ C (40kW)	2/84-85		R		04-0049		Ø 17,78	
	84-		R		04-0714		Ø 17,78	South Africa, FWD
	2/84-85				05-0096		Ø 22,00	+Servo
1.6 i Eng. L4B (66kW)	7/85-		R		04-0714		Ø 17,78	South Africa, FWD
	7/85-12/85		R		04-0049		Ø 17,78	
	7/85-				05-0096		Ø 22,00	+Servo
1.6 T. RS Eng. LHA/ LNA/ B (97kW)	84-		R		04-0714		Ø 17,78	South Africa, FWD
	84-85		R		04-0049		Ø 17,78	

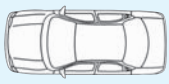




















































		Spare Parts	F/R	L/R	METELLI ref.		DIMENSIONS mm.	NOTE
1.6 T. RS Eng. LHA/ LNA/ B (97kW)	84-85				05-0096		Ø 22,00	
1.6, SW, Cabrio Eng. LP1/ LP2/ LUA/ B/ C/ D/ H (58kW)	2/84-85		R		04-0049		Ø 17,78	
	8/80-1/84		R		04-0354		Ø 19,05	
	85-2/84-85		R		04-0714		Ø 17,78	South Africa, FWD
	8/80-1/84				05-0096		Ø 22,00	+Servo
1.6i RS Eng. LR1/ LRA/ B (85kW)	82-1/84		R		04-0049		Ø 17,78	
	84-2/84-85		R		04-0354		Ø 19,05	
	82-1/84		R		04-0714		Ø 17,78	South Africa, FWD
					05-0096		Ø 22,00	+Servo
1.6i XR3i, Cabrio Eng. LR1/ LRA/ B (77kW)	10/82-85		R		04-0049		Ø 17,78	
	84-10/82-1/84		R		04-0714		Ø 17,78	South Africa, FWD
	2/84-85				05-0097		Ø 22,00	+Servo
					05-0096		Ø 22,00	+Servo
<b>Escort IV (GAF,AWF,ABFT) 10/85-10/90</b>								
1.1, SW Eng. GSB/ C/ E/ F/ G/ H (37-40kW)	85-90		R		04-0831		Ø 19,05	
	85-90				05-0163		Ø 22,20	
1.3 Eng. JBA (46kW)	88-90		R		04-0831		Ø 19,05	
	88-90		R		04-0356		Ø 22,20	+SCS
	-7/88				05-0163		Ø 22,20	
	8/88-90				05-0164		Ø 23,81	
1.3, SW Eng. JLA/ B/ JBB (44kW)	2/86-90		R		04-0831		Ø 19,05	
	2/86-90		R		04-0356		Ø 22,20	+SCS
	2/86-7/88				05-0163		Ø 22,20	
	8/88-90				05-0164		Ø 23,81	
1.4, Cabrio, SW Eng. F6D/ F6B/ FUC (54kW)	2/86-90		R		04-0831		Ø 19,05	
	2/86-90		R		04-0356		Ø 22,20	+SCS
	2/86-7/88				05-0163		Ø 22,20	
	8/88-90				05-0164		Ø 23,81	
1.4, Cabrio, SW Eng. FUA/ B/ C/ D/ G/ H/ J (55kW)	2/86-90		R		04-0831		Ø 19,05	
	2/86-90		R		04-0356		Ø 22,20	+SCS
	2/86-7/88				05-0163		Ø 22,20	
	8/88-90				05-0164		Ø 23,81	
1.4, SW Eng. FUA (51kW)	85-90		R		04-0831		Ø 19,05	
	85-90		R		04-0356		Ø 22,20	+SCS
	8/88-90				05-0164		Ø 23,81	
	85-7/88				05-0163		Ø 22,20	
1.6 D, SW Eng. LTA/ B/ C (40kW)	86-89		R		04-0831		Ø 19,05	
	86-89		R		04-0356		Ø 22,20	+SCS
	2/86-7/88				05-0163		Ø 22,20	
	8/88-89				05-0164		Ø 23,81	
1.6 i, Cabrio Eng. LJB (75kW)	89-90		R		04-0831		Ø 19,05	
	89-90				05-0164		Ø 23,81	
1.6 i, Cabrio, SW Eng. L4B (66kW)	2/86-90		R		04-0831		Ø 19,05	
	2/86-90		R		04-0356		Ø 22,20	+SCS
	2/86-7/88				05-0163		Ø 22,20	
	8/88-90				05-0164		Ø 23,81	
1.6 T. RS Eng. LHA/ LNA/ B (97kW)	86-90				05-0164		Ø 23,81	
1.6i XR3i, Cabrio Eng. LR1/ LRA/ B (77kW)	86-89		R		04-0831		Ø 19,05	
	86-89		R		04-0356		Ø 22,20	+SCS
	2/86-7/88				05-0163		Ø 22,20	
	8/88-89				05-0164		Ø 23,81	
1.6i, 16v Eng. LUG/ K/ J (66kW)	89-90		R		04-0831		Ø 19,05	
	89-90		R		04-0356		Ø 22,20	+SCS
	89-90				05-0164		Ø 23,81	
1.8 D, SW Eng. RTA/ B/ C/ D/ E/ F/ G/ H/ J/ K (44kW)	89-90		R		04-0831		Ø 19,05	
	89-90		R		04-0356		Ø 22,20	+SCS
	89-90				05-0164		Ø 23,81	
<b>Escort V (GAL) 7/90-12/92</b>								
1.3, SW Eng. J4B/ J6A (44kW)	90-92		R		04-0115		Ø 20,64	-ABS
	90-92		R		04-0356		Ø 22,20	+ABS
	90-92				05-0165		Ø 23,81	Alu

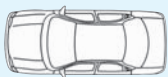




































		Spare Parts	F/R	L/R	METELLI ref.		DIMENSIONS mm.	NOTE
1.4, Cabrio, SW Eng. F6A/ B/ C/ D/ E/ F/ G (52kW)	90-92		R		04-0115		Ø 20,64	-ABS
	90-92		R		04-0356		Ø 22,20	+ABS
	90-92				05-0165		Ø 23,81	Alu
1.6i, 16v Eng. LUG/ K/ J (66kW)	90-92		R		04-0831		Ø 19,05	-SCS
	90-92		R		04-0356		Ø 22,20	+SCS
1.6i, Cabrio, SW Eng. LJF (77kW)	90-12/92		R		04-0115		Ø 20,64	
	90-12/92				05-0166		Ø 25,40	Alu
1.8 16v XR3i, Cabrio Eng. RQB/ C (96kW)	1/92-12/92		R		04-0831		Ø 19,05	
	1/92-12/92				05-0165		Ø 23,81	Alu
1.8 D, SW Eng. RTA/ B/ C/ D/ E/ F/ G/ H/ J/ K (44kW)	90-92		R		04-0831		Ø 19,05	Exc. SW
	90-92		R		04-0356		Ø 22,20	Only SW
	90-12/92				05-0166		Ø 25,40	Alu
1.8i 16v XR3i, Cabrio, SW Eng. RDA/ B (77kW)	1/92-12/92		R		04-0831		Ø 19,05	
	1/92-12/92				05-0165		Ø 23,81	Alu
<b>Escort VI (GAL) 9/92-1/95</b>								
1.3, SW Eng. J4B/ J6A (44kW)	92-95		R		04-0115		Ø 20,64	-ABS
	92-95		R		04-0356		Ø 22,20	+ABS
	92-95				05-0165		Ø 23,81	Alu
1.4 Eng. FUH (55kW)	94-95		R		04-0115		Ø 20,64	
	94-95				05-0165		Ø 23,81	Alu
1.4, Cabrio, SW Eng. F4A/ B (55kW)	93-95		R		04-0831		Ø 19,05	SW
	93-95		R		04-0115		Ø 20,64	
	93-95				05-0165		Ø 23,81	Alu
1.4, Cabrio, SW Eng. F6A/ B/ C/ D/ E/ F/ G (52kW)	92-95		R		04-0831		Ø 19,05	SW
	92-95		R		04-0115		Ø 20,64	
	92-95				05-0165		Ø 23,81	Alu
1.6i 16v, Cabrio, SW Eng. L1E/ F/ G/ H/ J/ K/ L/ N/ Q (66kW)	94-95		R		04-0831		Ø 19,05	
	94-95				05-0166		Ø 25,40	Alu
1.8 16v XR3i, Cabrio, SW Eng. RQB/ C (96kW)	92-95		R		04-0831		Ø 19,05	
	92-95				05-0165		Ø 23,81	Alu
1.8 D, SW Eng. RTA/ B/ C/ D/ E/ F/ G/ H/ J/ K (44kW)	92-95		R		04-0831		Ø 19,05	Exc. SW
	92-95		R		04-0356		Ø 22,20	Only SW
	1/95-8/95				05-0377		Ø 23,81	Alu, -ABS
	7/93-95				05-0165		Ø 23,81	Alu
1.8 TD, SW Eng. RFA/ B/ D/ K/ L/ M/ N/ S (66kW)	7/93-12/94		R		04-0831		Ø 19,05	Exc. SW
	7/93-12/94				05-0165		Ø 23,81	Alu, Exc. SW
1.8i 16v, Cabrio, SW Eng. RDA/ B (77kW)	1/92-95		R		04-0831		Ø 19,05	
	1/92-12/92				05-0165		Ø 23,81	Alu
	93-95				05-0166		Ø 25,40	Alu
2.0 RS Cosworth 4WD Eng. N5F (162kW)	11/92-95				05-0165		Ø 23,81	Alu
<b>Escort VII (GAL,AAL,ABL) 1/95-8/00</b>								
1.3, SW Eng. J4B/ J6A (44kW)	95-98		R		04-0115		Ø 20,64	-ABS
	95-98		R		04-0356		Ø 22,20	+ABS
	8/95-10/98				05-0377		Ø 23,81	Alu, -ABS
	95-98				05-0372		Ø 23,81	+ABS
1.4, Cabrio, SW Eng. F4A/ B (55kW)	9/95-98		R		04-0831		Ø 19,05	SW
	95-8/95		R		04-0115		Ø 20,64	-ABS
	95-98		R		04-0356		Ø 22,20	+ABS
	8/95-10/98				05-0377		Ø 23,81	Alu, -ABS
	95-98				05-0372		Ø 23,81	+ABS
1.6i 16v, Cabrio, SW, 4WD Eng. L1E/ F/ G/ H/ J/ K/ L/ N/ Q (66kW)	95-98		R		04-0831		Ø 19,05	
	8/95-10/98				05-0377		Ø 23,81	Alu, -ABS
	95-98				05-0372		Ø 23,81	+ABS
1.8 16v, Cabrio, SW Eng. RKC (85kW)	95-98		R		04-0831		Ø 19,05	
	95-98				05-0372		Ø 23,81	+ABS
	95-98				05-0377		Ø 23,81	Alu, -ABS
1.8 D, SW Eng. RTA/ B/ C/ D/ E/ F/ G/ H/ J/ K (44kW)	95-96		R		04-0831		Ø 19,05	
	95-96				05-0372		Ø 23,81	+ABS
	95-96				05-0377		Ø 23,81	Alu, -ABS
1.8 TD, Cabrio, SW Eng. RFA/ B/ D/ K/ L/ M/ N/ S (66kW)	95-98		R		04-0831		Ø 19,05	
	8/95-10/98				05-0377		Ø 23,81	Alu, -ABS
95-98				05-0372		Ø 23,81	+ABS	
1.8 TD, Cabrio, SW Eng. RVA (51kW)	95-98		R		04-0831		Ø 19,05	
	8/95-10/98				05-0377		Ø 23,81	Alu, -ABS

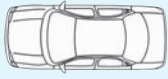




































		Spare Parts	F/R	L/R	METELLI ref.		DIMENSIONS mm.	NOTE
1.8 TD, Cabrio, SW Eng. RVA (51kW)	95-98				05-0372		Ø 23,81	+ABS
1.8i 16v, Cabrio, SW Eng. RDA/ B (77kW)	1/95-8/95		R		04-0831		Ø 19,05	
	1/95-8/95				05-0372		Ø 23,81	+ABS
	1/95-8/95				05-0377		Ø 23,81	Alu, -ABS
<b>Escort VIII (AAL,ABL) 10/98-7/00</b>								
1.6i 16v, SW Eng. L1E/F/ G/ H/ J/ K/ L/ N/ Q (66kW)	98-00		R		04-0115		Ø 20,64	-ABS
	98-00		R		04-0356		Ø 22,20	+ABS
	98-00				05-0372		Ø 23,81	+ABS
	98-00				05-0377		Ø 23,81	Alu, -ABS
1.8 TD, SW Eng. RFA/ B/ D/ K/ L/ M/ N/ S (66kW)	98-00		R		04-0831		Ø 19,05	
	98-2/99				05-0372		Ø 23,81	+ABS
	98-2/99				05-0377		Ø 23,81	Alu, -ABS
<b>Fiesta I 5/76-8/83</b>								
0.95 Eng. TKA/ W/ BL09L/ H (29kW)	76-8/83		R		04-0068		Ø 15,00	-CF
	76-8/83		R		04-0083		Ø 17,50	+CF
	76-83				05-0083		Ø 19,05	+Servo
	76-83				05-0115		Ø 19,05	+Servo
	77-8/83				05-0114		Ø 17,78	-Servo, RHD
0.95 Eng. TLA/ BL09L/ H (33kW)	76-8/83		R		04-0068		Ø 15,00	-CF
	76-8/83		R		04-0083		Ø 17,50	+CF
	76-83				05-0083		Ø 19,05	+Servo
	76-83				05-0115		Ø 19,05	+Servo
	77-8/83				05-0114		Ø 17,78	-Servo, RHD
1.1 Eng. GMA/ GPA/ GLB/ GLA/ GLW (39kW)	76-8/83		R		04-0068		Ø 15,00	-CF
	76-8/83		R		04-0083		Ø 17,50	+CF
	76-83				05-0083		Ø 19,05	+Servo
	76-83				05-0115		Ø 19,05	+Servo
	77-8/83				05-0114		Ø 17,78	-Servo, RHD
1.3 Eng. J3E (49kW)	77-8/83		R		04-0068		Ø 15,00	-CF
	77-8/83		R		04-0083		Ø 17,50	+CF
	77-8/83				05-0114		Ø 17,78	-Servo, RHD
	77-83				05-0083		Ø 19,05	+Servo
	77-83				05-0115		Ø 19,05	+Servo
1.6 XR2 Eng. L3E/ KL16G (751M) (63kW)	7/81-7/83		R		04-0426		Ø 19,05	
	7/81-7/83				05-0097		Ø 22,00	
<b>Fiesta II (FBD) 9/83-11/89</b>								
1.0 Eng. TKB (33kW)	83-89		R		04-0231		Ø 17,46	
	83-89				05-0135		Ø 20,64	+Servo, LHD
	83-89				05-0116		Ø 20,64	+Servo, RHD
1.1 Eng. GSB/ C/ E/ F/ G/ H (37kW)	83-89		R		04-0231		Ø 17,46	
	83-89				05-0135		Ø 20,64	+Servo, LHD
	83-89				05-0116		Ø 20,64	+Servo, RHD
1.3 Eng. JPA/ C (51kW)	83-87		R		04-0231		Ø 17,46	
	83-87				05-0135		Ø 20,64	+Servo, LHD
	83-87				05-0116		Ø 20,64	+Servo, RHD
1.4 Eng. F6A/ B/ C/ D/ E/ F/ G (52kW)	86-89		R		04-0231		Ø 17,46	
	86-89				05-0135		Ø 20,64	+Servo, LHD
	86-89				05-0116		Ø 20,64	+Servo, RHD
1.4 Eng. FUA/ B/ C/ D/ G/ H/ J (54kW)	87-89		R		04-0231		Ø 17,46	
	87-89				05-0135		Ø 20,64	+Servo, LHD
	87-89				05-0116		Ø 20,64	+Servo, RHD
1.4 Eng. FUB (55kW)	85-89		R		04-0231		Ø 17,46	
	85-89				05-0135		Ø 20,64	+Servo, LHD
	85-89				05-0116		Ø 20,64	+Servo, RHD
1.6 D Eng. LTB (40kW)	3/84-89		R		04-0230		Ø 15,00	
	3/84-89				05-0135		Ø 20,64	+Servo, LHD
	3/84-89				05-0116		Ø 20,64	+Servo, RHD
1.6 XR2 Eng. LP1/ LP2/ LUA/ B/ C/ D/ H (70kW)	3/84-89		R		04-0302		Ø 20,64	
	3/84-4/84				05-0115		Ø 19,05	
	5/84-4/85				05-0162		Ø 22,20	RHD
<b>Fiesta III (GFJ) 1/89-12/95</b>								
1.0 Eng. TLB (33kW)	2/89-4/91		R		04-0352		Ø 22,00	+SCS
	2/89-4/95		R		04-0350		Ø 17,46	-SCS

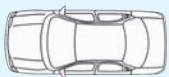














































		Spare Parts	F/R	L/R	METELLI ref.		DIMENSIONS mm.	NOTE
1.1 Eng. GUD/ E (40kW)	2/89-12/95		R		04-0352		Ø 22,00	+SCS
	2/89-4/95		R		04-0350		Ø 17,46	-SCS
	2/92-94		R		04-0351		Ø 19,05	-SCS
	94-12/95		R		04-0683		Ø 19,05	-ABS
1.1i Eng. G6A (37kW)	2/89-12/95		R		04-0352		Ø 22,00	+SCS
	2/89-4/95		R		04-0350		Ø 17,46	-SCS
	2/92-94		R		04-0351		Ø 19,05	-SCS
	94-12/95		R		04-0683		Ø 19,05	-ABS
1.3, Kat Eng. J6B/ JBC (44kW)	91-12/95		R		04-0350		Ø 17,46	-SCS
	91-12/95		R		04-0352		Ø 22,00	+SCS
1.4 Eng. F6A/ B/ C/ D/ E/ F/ G (52kW)	2/89-95		R		04-0350		Ø 17,46	-SCS
	2/89-95		R		04-0352		Ø 22,00	+SCS
1.4 Eng. FUA/ B/ C/ D/ G/ H/ J (54kW)	2/89-95		R		04-0350		Ø 17,46	-SCS
	2/89-95		R		04-0352		Ø 22,00	+SCS
1.4 Kat Eng. F4A/ B (54kW)	2/89-95		R		04-0350		Ø 17,46	-SCS
	2/89-95		R		04-0352		Ø 22,00	+SCS
1.6 Eng. LP1/ LP2/ LUA/ B/ C/ D/ H (65kW)	89-12/92		R		04-0351		Ø 19,05	-SCS
	89-12/92		R		04-0352		Ø 22,00	+SCS
	89-94		R		04-0683		Ø 19,05	
1.6 T. RS Eng. LHA/ LNA/ B (96kW)	90-92		R		04-0683		Ø 19,05	
	90-92		R		04-0351		Ø 19,05	-SCS
	90-92		R		04-0352		Ø 22,00	+SCS
1.6 XR2i Eng. LJC (81kW)	89-12/92		R		04-0351		Ø 19,05	-SCS
	89-12/92		R		04-0352		Ø 22,00	+SCS
	89-94		R		04-0683		Ø 19,05	
1.6 XR2i Eng. LJD (76kW)	89-12/92		R		04-0351		Ø 19,05	-SCS
	89-12/92		R		04-0352		Ø 22,00	+SCS
	89-94		R		04-0683		Ø 19,05	
1.6i 16v Eng. L1E/ F/ G/ H/ J/ K/ L/ N/ Q (65kW)	94-95		R		04-0683		Ø 19,05	
	94-95		R		04-0351		Ø 19,05	-SCS
	94-95		R		04-0352		Ø 22,00	+SCS
1.8 16v XR2i Eng. RQB/ C (96kW)	92-95		R		04-0683		Ø 19,05	
	92-95		R		04-0351		Ø 19,05	-SCS
	92-95		R		04-0352		Ø 22,00	+ABS, +SCS
1.8 D Eng. RTA/ B/ C/ D/ E/ F/ G/ H/ J/ K (44kW)	2/89-12/95		R		04-0350		Ø 17,46	-SCS
	2/89-12/95		R		04-0352		Ø 22,00	+SCS
1.8 TD Eng. RFA/ B/ D/ K/ L/ M/ N/ S (57kW)	93-95		R		04-0350		Ø 17,46	-SCS
	93-95		R		04-0352		Ø 22,00	+ABS, +SCS
1.8i 16v Eng. RDA/ B (77kW)	92-95		R		04-0683		Ø 19,05	
	92-95		R		04-0351		Ø 19,05	-SCS
	92-95		R		04-0352		Ø 22,00	+ABS, +SCS
<b>Fiesta IV (JA, JB) 8/95-1/02</b>								
1.0 i (38kW)	97-99		R		04-0806		Ø 17,78	M/T
	97-99		R		04-0831		Ø 19,05	A/T
	-8/98				55-0091		Ø 19,05	
	9/98-				55-0063		Ø 19,05	Pla
1.0 i (48kW)	2/00-		R		04-0893		Ø 19,05	M/T
	99-		R		04-0831		Ø 19,05	A/T
	99-1/00		R		04-0806		Ø 17,78	M/T
	99-02				55-0063		Ø 19,05	Pla
1.2 i 16v Eng. DHA/ B/ C/ D/ E/ F/ G (55kW)	1/96-02		R		04-0831		Ø 19,05	A/T
	2/00-1/02		R		04-0893	Ap	Ø 19,05	
	96-00		R		04-0806		Ø 17,78	M/T
	98-02				55-0063		Ø 19,05	Pla
	-8/98				55-0091		Ø 19,05	
1.3 i Eng. J4C/ L/ Q/ R/ T/ J (44kW)	1/96-9/99		R		04-0806		Ø 17,78	
	2/00-1/02		R		04-0893	Ap	Ø 19,05	
	98-02				55-0063		Ø 19,05	Pla
	-8/98				55-0091		Ø 19,05	
1.3 i Eng. JJA /C/ E/ K/ J/ M/ (37kW)	1/96-9/99		R		04-0806		Ø 17,78	
	2/00-1/02		R		04-0893	Ap	Ø 19,05	
	98-02				55-0063		Ø 19,05	Pla
	-8/98				55-0091		Ø 19,05	

		Spare Parts	F/R	L/R	METELLI ref.		DIMENSIONS mm.	NOTE
1.4i 16v Eng. FHA/ D/ E/ F (66kW)	2/00-1/02		R		<b>04-0893</b>	Ap	Ø 19,05	
	96-00		R		<b>04-0806</b>		Ø 17,78	
	98-02				<b>55-0063</b>		Ø 19,05	Pla
	-8/98				<b>55-0091</b>		Ø 19,05	
1.6 16v Sport Eng. L1T/ V (76kW)	00-02		R		<b>04-0831</b>		Ø 19,05	A/T
	00-02		R		<b>04-0893</b>		Ø 19,05	M/T
	00-02				<b>55-0063</b>		Ø 19,05	Pla
1.8 D Eng. RTA/ B/ C/ D/ E/ F/ G/ H/ J/ K (44kW)	1/96-9/99		R		<b>04-0806</b>		Ø 17,78	
	2/00-1/02		R		<b>04-0893</b>	Ap	Ø 19,05	
	98-02				<b>55-0063</b>		Ø 19,05	Pla
	-8/98				<b>55-0091</b>		Ø 19,05	
1.8 Di Eng. RTN /P/ Q (55kW)	00-02		R		<b>04-0831</b>		Ø 19,05	A/T
	2/00-1/02		R		<b>04-0893</b>	Ap	Ø 19,05	M/T
	00-02				<b>55-0063</b>		Ø 19,05	Pla
<b>Fiesta V (JH) 11/01-9/08</b>								
1.2 16v Eng. FUJA/ B (55kW)	02-		R		<b>04-0829</b>	Ap	Ø 19,05	Alu
	02-				<b>05-0639</b>	Ate	Ø 23,81	Alu, +ABS, +ESP
	02-				<b>05-0448</b>	Ate	Ø 23,81	Alu, +ABS, -ESP
	5/02-				<b>55-0097</b>		Ø 19,05	
1.2 16v Eng. M7JA/ B (51kW)	03-		R		<b>04-0829</b>	Ap	Ø 19,05	Alu
	03-				<b>05-0639</b>	Ate	Ø 23,81	Alu, +ABS, +ESP
	03-				<b>05-0448</b>	Ate	Ø 23,81	Alu, +ABS, -ESP
	3/03-				<b>55-0097</b>		Ø 19,05	
1.3 Eng. A9JA/ B (51kW)	01-		R		<b>04-0829</b>	Ap	Ø 19,05	Alu
	01-				<b>05-0639</b>	Ate	Ø 23,81	Alu, +ABS, +ESP
	01-				<b>05-0448</b>	Ate	Ø 23,81	Alu, +ABS, -ESP
	11/01-				<b>55-0097</b>		Ø 19,05	
1.3i Eng. BAJA (44kW)	01-		R		<b>04-0829</b>	Ap	Ø 19,05	Alu
	01-				<b>05-0639</b>	Ate	Ø 23,81	Alu, +ABS, +ESP
	01-				<b>05-0448</b>	Ate	Ø 23,81	Alu, +ABS, -ESP
	11/01-				<b>55-0097</b>		Ø 19,05	
1.4 16v Eng. FXJA/ B (59kW)	11/01-		R		<b>04-0829</b>	Ap	Ø 19,05	Alu
	01-				<b>05-0639</b>	Ate	Ø 23,81	Alu, +ABS, +ESP
	11/01-				<b>05-0448</b>	Ate	Ø 23,81	Alu, +ABS, -ESP
	11/01-				<b>05-0455</b>	Ate	Ø 23,81	Alu, -ABS, -ESP
	11/01-				<b>55-0097</b>		Ø 19,05	
1.4 TDCi Eng. F6JA/ B (50kW)	11/01-		R		<b>04-0829</b>	Ap	Ø 19,05	Alu
	01-				<b>05-0639</b>	Ate	Ø 23,81	Alu, +ABS, +ESP
	11/01-				<b>05-0448</b>	Ate	Ø 23,81	Alu, +ABS, -ESP
	11/01-				<b>05-0455</b>	Ate	Ø 23,81	Alu, -ABS, -ESP
1.6 16v Eng. FYJA (74kW)	11/01-		R		<b>04-0829</b>	Ap	Ø 19,05	Alu
	01-				<b>05-0639</b>	Ate	Ø 23,81	Alu, +ABS, +ESP
	11/01-				<b>05-0448</b>	Ate	Ø 23,81	Alu, +ABS, -ESP
	11/01-				<b>55-0097</b>		Ø 19,05	
1.6 TDCi Eng. HHJA/ B (66kW)	11/04-		R		<b>04-0829</b>	Ap	Ø 19,05	Alu
	11/04-				<b>55-0097</b>		Ø 19,05	
2.0 ST150 Eng. N4JA/ B (110kW)	3/05-				<b>55-0097</b>		Ø 19,05	
<b>Fiesta VI 10/08-</b>								
1.2 16v Eng. SNJA (60kW)	08-		R		<b>04-0973</b>	Trw	Ø 19,05	Alu
1.2 16v Eng. STJA (44kW)	08-		R		<b>04-0973</b>	Trw	Ø 19,05	Alu
1.4 16v Eng. SPJA (71kW)	08-		R		<b>04-0973</b>	Trw	Ø 19,05	Alu
1.4 TDCi Eng. F6JD (50kW)	08-		R		<b>04-0973</b>	Trw	Ø 19,05	Alu
1.6 Eng. HXJA (88kW)	08-		R		<b>04-0973</b>	Trw	Ø 19,05	Alu
1.6 TDCi Eng. HHJD (66kW)	08-		R		<b>04-0973</b>	Trw	Ø 19,05	Alu
<b>Focus C-Max 10/03-</b>								
1.6 Eng. HWDA/ B (74kW)	03-				<b>05-0475</b>	Ate	Ø 23,81	Alu, +ABS, +ESP
	10/03-				<b>55-0089</b>		Ø 19,05	
1.6 TDCi Eng. G8DA/ B (80kW)	03-				<b>05-0475</b>	Ate	Ø 23,81	Alu, +ABS, +ESP
	10/03-				<b>55-0089</b>		Ø 19,05	
1.6 TDCi Eng. HHDA/ B (66kW)	05-				<b>05-0475</b>	Ate	Ø 23,81	Alu, +ABS, +ESP
	2/05-				<b>55-0089</b>		Ø 19,05	
1.6 Ti Eng. HXDA (85kW)	04-				<b>05-0475</b>	Ate	Ø 23,81	Alu, +ABS, +ESP
	8/04-				<b>55-0089</b>		Ø 19,05	

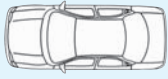

























































		Spare Parts	F/R	L/R	METELLI ref.		DIMENSIONS mm.	NOTE
1.8 Eng. CSDA/ B (88kW)	03-				<b>05-0475</b>	Ate	Ø 23,81	Alu, +ABS, +ESP
	10/03-				<b>55-0089</b>		Ø 19,05	
1.8 Eng. QQDA/ B (92kW)	04-				<b>05-0475</b>	Ate	Ø 23,81	Alu, +ABS, +ESP
	4/04-				<b>55-0089</b>		Ø 19,05	
1.8 Flexifuel Eng. QQDA/ B (92kW)	1/06-				<b>55-0089</b>		Ø 19,05	
1.8 TDCi Eng. KKDA (85kW)	05-				<b>05-0475</b>	Ate	Ø 23,81	Alu, +ABS, +ESP
	1/05-				<b>55-0089</b>		Ø 19,05	
2.0 Eng. AODA/ B (107kW)	04-				<b>05-0475</b>	Ate	Ø 23,81	Alu, +ABS, +ESP
	4/04-				<b>55-0089</b>		Ø 19,05	
2.0 TDCi Eng. G6DA/ B (100kW)	03-				<b>05-0475</b>	Ate	Ø 23,81	Alu, +ABS, +ESP
	10/03-				<b>55-0089</b>		Ø 19,05	
<b>Focus I, SW 10/98-10/04</b>								
1.4 16v Eng. FXDA/ B/ C/ D (55kW)	98-		R		<b>04-0115</b>		Ø 20,64	Exc. SW, -ABS
	98-		R		<b>04-0356</b>		Ø 22,20	Only SW
	11/00-				<b>05-0640</b>	Bosch	Ø 23,81	Alu, +ABS, -ESP
	11/00-04				<b>05-0638</b>	Ate	Ø 23,81	Alu, +ABS, +ESP
	98-				<b>05-0301</b>		Ø 23,81	Alu, -ABS
	98-10/00				<b>05-0313</b>		Ø 23,81	Alu, +ABS, +ESP
	98-10/00				<b>05-0312</b>		Ø 23,81	Alu, +ABS, -ESP
1.6 16v Eng. FYDA/ B/ C/ D (74kW)	98-04				<b>55-0059</b>		Ø 19,05	Pla
	98-		R		<b>04-0115</b>		Ø 20,64	Exc. SW, -ABS
			R		<b>04-0356</b>		Ø 22,20	Only SW
	11/00-				<b>05-0640</b>	Bosch	Ø 23,81	Alu, +ABS, -ESP
	11/00-04				<b>05-0638</b>	Ate	Ø 23,81	Alu, +ABS, +ESP
	98-				<b>05-0301</b>		Ø 23,81	Alu, -ABS
	98-10/00				<b>05-0313</b>		Ø 23,81	Alu, +ABS, +ESP
98-10/00				<b>05-0312</b>		Ø 23,81	Alu, +ABS, -ESP	
1.8 16v Eng. EYDB/ C/ D/ E/ F (85kW)	98-04				<b>55-0059</b>		Ø 19,05	Pla
	98-		R		<b>04-0115</b>		Ø 20,64	Exc. SW, -ABS
			R		<b>04-0356</b>		Ø 22,20	Only SW
	11/00-				<b>05-0640</b>	Bosch	Ø 23,81	Alu, +ABS, -ESP
	11/00-04				<b>05-0638</b>	Ate	Ø 23,81	Alu, +ABS, +ESP
	98-				<b>05-0301</b>		Ø 23,81	Alu, -ABS
	98-10/00				<b>05-0313</b>		Ø 23,81	Alu, +ABS, +ESP
98-10/00				<b>05-0312</b>		Ø 23,81	Alu, +ABS, -ESP	
1.8 Di / TDDi Eng. BHDA/ B (55kW)	98-04				<b>55-0059</b>		Ø 19,05	Pla
	99-		R		<b>04-0831</b>		Ø 19,05	Exc. SW
			R		<b>04-0115</b>		Ø 20,64	-ABS
	11/00-				<b>05-0640</b>	Bosch	Ø 23,81	Alu, +ABS, -ESP
	11/00-04				<b>05-0638</b>	Ate	Ø 23,81	Alu, +ABS, +ESP
	99-				<b>05-0301</b>		Ø 23,81	Alu, -ABS
	99-10/00				<b>05-0313</b>		Ø 23,81	Alu, +ABS, +ESP
99-10/00				<b>05-0312</b>		Ø 23,81	Alu, +ABS, -ESP	
1.8 TDCi Eng. F9DA/ B (85kW)	99-04				<b>55-0059</b>		Ø 19,05	Pla
	01-04				<b>05-0638</b>	Ate	Ø 23,81	Alu, +ABS, +ESP
					<b>05-0640</b>	Bosch	Ø 23,81	Alu, +ABS, -ESP
01-04				<b>55-0059</b>		Ø 19,05	Pla	
1.8 TDCi Eng. FFDA (74kW)	02-04				<b>05-0638</b>	Ate	Ø 23,81	Alu, +ABS, +ESP
	02-04				<b>05-0640</b>	Bosch	Ø 23,81	Alu, +ABS, -ESP
	02-04				<b>55-0059</b>		Ø 19,05	Pla
1.8 TDi / TDDi Eng. C9DA/ B/ C (66kW)	98-		R		<b>04-0831</b>		Ø 19,05	Exc. SW
	98-		R		<b>04-0115</b>		Ø 20,64	-ABS
	11/00-				<b>05-0640</b>	Bosch	Ø 23,81	Alu, +ABS, -ESP
	11/00-04				<b>05-0638</b>	Ate	Ø 23,81	Alu, +ABS, +ESP
	98-				<b>05-0301</b>		Ø 23,81	Alu, -ABS
	98-10/00				<b>05-0313</b>		Ø 23,81	Alu, +ABS, +ESP
	98-10/00				<b>05-0312</b>		Ø 23,81	Alu, +ABS, -ESP
2.0 16v Eng. EDDB/ C/ D/ F (96kW)	98-04				<b>55-0059</b>		Ø 19,05	Pla
	11/00-				<b>05-0640</b>	Bosch	Ø 23,81	Alu, +ABS, -ESP
	11/00-04				<b>05-0638</b>	Ate	Ø 23,81	Alu, +ABS, +ESP
	98-				<b>05-0301</b>		Ø 23,81	Alu, Exc. SW, -ABS
	98-10/00				<b>05-0313</b>		Ø 23,81	Alu, +ABS, +ESP
98-10/00				<b>05-0312</b>		Ø 23,81	Alu, +ABS, -ESP	
98-04				<b>55-0059</b>		Ø 19,05	Pla	

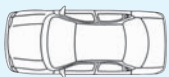












































		Spare Parts	F/R	L/R	METELLI ref.		DIMENSIONS mm.	NOTE
2.0 RS (Exc. SW) Eng. DBW (158kW)	02-04				55-0059		Ø 19,05	Pla
2.0 ST170 Eng. Duratec-ST (127kW)	98-04				55-0059		Ø 19,05	Pla
<b>Focus II 11/04-3/08</b>								
1.4 Eng. ASDA/ B (59kW)	04-		R		04-0949	Ap	Ø 20,64	Alu
	5/07-				05-0718	Ate	Ø 25,40	Alu, +ABS
	11/04-				55-0089		Ø 19,05	
1.6 Eng. HWDA/ B (74kW)	5/07-				05-0718	Ate	Ø 25,40	Alu, +ABS
	11/04-				55-0089		Ø 19,05	
1.6 TDCi Eng. G8DA/ B (80kW)	5/07-				05-0718	Ate	Ø 25,40	Alu, +ABS
	11/04-				55-0089		Ø 19,05	
1.6 TDCi Eng. HHDA/ B (66kW)	5/07-				05-0718	Ate	Ø 25,40	Alu, +ABS
	1/05-				55-0089		Ø 19,05	
1.6 Ti Eng. HXDA (85kW)	5/07-				05-0718	Ate	Ø 25,40	Alu, +ABS
	11/04-				55-0089		Ø 19,05	
1.8 Flexifuel Eng. QQDA/ B (92kW)	5/07-				05-0718	Ate	Ø 25,40	Alu, +ABS
	1/06-				55-0089		Ø 19,05	
1.8 TDCi Eng. KKDA (85kW)	5/07-				05-0718	Ate	Ø 25,40	Alu, +ABS
	1/05-				55-0089		Ø 19,05	
2.0 Eng. AODA/ B (107kW)	5/07-				05-0718	Ate	Ø 25,40	Alu, +ABS
	11/04-				55-0089		Ø 19,05	
2.0 TDCi Eng. G6DA/ B (100kW)	5/07-				05-0718	Ate	Ø 25,40	Alu, +ABS
	11/04-				55-0089		Ø 19,05	
2.5 Eng. HYDA (166kW)	5/07-				05-0718	Ate	Ø 25,40	Alu, +ABS
	10/05-				55-0088		Ø 19,05	
<b>Focus II Cabrio 10/06-3/08</b>								
1.6 Eng. HWDA/ B (74kW)	5/07-				05-0718	Ate	Ø 25,40	Alu, +ABS
	10/06-				55-0089		Ø 19,05	
2.0 Eng. AODA/ B (107kW)	5/07-				05-0718	Ate	Ø 25,40	Alu, +ABS
	10/06-				55-0089		Ø 19,05	
2.0 TDCi Eng. G6DA/ B (100kW)	5/07-				05-0718	Ate	Ø 25,40	Alu, +ABS
	10/06-				55-0089		Ø 19,05	
<b>Focus II SW 11/04-3/08</b>								
1.4 Eng. ASDA/ B (59kW)	05-		R		04-0949	Ap	Ø 20,64	Alu
	5/07-				05-0718	Ate	Ø 25,40	Alu, +ABS
	1/05-				55-0089		Ø 19,05	
1.6 Eng. HWDA/ B (74kW)	1/05-				55-0089		Ø 19,05	
1.6 TDCi Eng. G8DA/ B (80kW)	1/05-				55-0089		Ø 19,05	
1.6 TDCi Eng. HHDA/ B (66kW)	1/05-				55-0089		Ø 19,05	
1.6 Ti Eng. HXDA (85kW)	1/05-				55-0089		Ø 19,05	
1.8 Flexifuel Eng. QQDA/ B (92kW)	1/06-				55-0089		Ø 19,05	
1.8 TDCi Eng. KKDA (85kW)	1/05-				55-0089		Ø 19,05	
2.0 Eng. AODA/ B (107kW)	11/04-				55-0089		Ø 19,05	
2.0 TDCi Eng. G6DA/ B (100kW)	1/05-				55-0089		Ø 19,05	
<b>Fusion (JU) 8/02-</b>								
1.2 16v Eng. FUJA/ B (55kW)	04-		R		04-0829	Ap	Ø 19,05	Alu
	04-				05-0639	Ate	Ø 23,81	Alu, +ABS, +ESP
	04-				05-0448	Ate	Ø 23,81	Alu, +ABS, -ESP
	04-				05-0455	Ate	Ø 23,81	Alu, -ABS, -ESP
	8/04-				55-0097		Ø 19,05	
1.4 16v Eng. FXJA/ B (59kW)	8/02-		R		04-0829	Ap	Ø 19,05	Alu
	8/02-				05-0639	Ate	Ø 23,81	Alu, +ABS, +ESP
	8/02-				05-0448	Ate	Ø 23,81	Alu, +ABS, -ESP
	8/02-				05-0455	Ate	Ø 23,81	Alu, -ABS, -ESP
	8/02-				55-0097		Ø 19,05	
1.4 TDCi Eng. F6JA/ B (50kW)	8/02-		R		04-0829	Ap	Ø 19,05	Alu
	8/02-				05-0639	Ate	Ø 23,81	Alu, +ABS, +ESP
	8/02-				05-0448	Ate	Ø 23,81	Alu, +ABS, -ESP
	8/02-				05-0455	Ate	Ø 23,81	Alu, -ABS, -ESP
	8/02-				55-0097		Ø 19,05	
1.6 16v Eng. FYJA (74kW)	8/02-		R		04-0829	Ap	Ø 19,05	Alu
	8/02-				05-0639	Ate	Ø 23,81	Alu, +ABS, +ESP
	8/02-				05-0448	Ate	Ø 23,81	Alu, +ABS, -ESP
	8/02-				05-0455	Ate	Ø 23,81	Alu, -ABS, -ESP
	8/02-				55-0097		Ø 19,05	

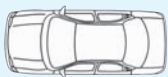





































		Spare Parts	F/R	L/R	METELLI ref.		DIMENSIONS mm.	NOTE
1.6 TDCi Eng. HHJA/ B (66kW)	04-		R		<b>04-0829</b>	Ap	Ø 19,05	Alu
	04-				<b>05-0639</b>	Ate	Ø 23,81	Alu, +ABS, +ESP
	04-				<b>05-0448</b>	Ate	Ø 23,81	Alu, +ABS, -ESP
	04-				<b>05-0455</b>	Ate	Ø 23,81	Alu, -ABS, -ESP
	11/04-				<b>55-0097</b>		Ø 19,05	
<b>Galaxy I (VX, WGR, VY) 3/95-8/06</b>								
1.9 TDi Eng. AFN/ AVG (81kW)	8/97-9/97				<b>05-0311</b>	Ate	Ø 23,81	+ABS
	8/97-9/97				<b>05-0398</b>	Ate	Ø 23,81	-ABS
	9/97-				<b>05-0607</b>	Ate	Ø 25,40	Alu, +ABS, +ESP
	9/97-				<b>05-0606</b>	Ate	Ø 25,40	Alu, +ABS, -ESP
	8/97-4/00				<b>55-0079</b>		Ø 19,05	
1.9 TDi Eng. ANU/ 1Z/ AHU (66kW)	11/95-8/97				<b>05-0398</b>	Ate	Ø 23,81	-ABS
	2/96-8/97				<b>05-0311</b>	Ate	Ø 23,81	+ABS
	4/00-				<b>05-0607</b>	Ate	Ø 25,40	Alu, +ABS, +ESP
	4/00-				<b>05-0606</b>	Ate	Ø 25,40	Alu, +ABS, -ESP
	3/95-				<b>55-0079</b>		Ø 19,05	
1.9 TDi Eng. ASZ (96kW)	03-				<b>05-0607</b>	Ate	Ø 25,40	Alu, +ABS, +ESP
	03-				<b>05-0606</b>	Ate	Ø 25,40	Alu, +ABS, -ESP
	2/03-				<b>55-0079</b>		Ø 19,05	
1.9 TDi Eng. AUY (85kW)	00-				<b>05-0607</b>	Ate	Ø 25,40	Alu, +ABS, +ESP
	00-				<b>05-0606</b>	Ate	Ø 25,40	Alu, +ABS, -ESP
	4/00-				<b>55-0079</b>		Ø 19,05	
1.9 TDi Eng. BTB (110kW)	5/05-				<b>55-0079</b>		Ø 19,05	
2.0 i Eng. NSE/ ZVSA (85kW)	11/95-8/97				<b>05-0311</b>	Ate	Ø 23,81	+ABS
	11/95-8/97				<b>05-0398</b>	Ate	Ø 23,81	-ABS
	4/00-				<b>05-0607</b>	Ate	Ø 25,40	Alu, +ABS, +ESP
	4/00-				<b>05-0606</b>	Ate	Ø 25,40	Alu, +ABS, -ESP
	11/95-				<b>55-0079</b>		Ø 19,05	
2.3 16v Eng. E5SB (103kW)	01-				<b>05-0607</b>	Ate	Ø 25,40	Alu, +ABS, +ESP
	01-				<b>05-0606</b>	Ate	Ø 25,40	Alu, +ABS, -ESP
	9/01-				<b>55-0079</b>		Ø 19,05	
2.3 16v Eng. Y5B/ E5SA (107kW)	1/97-8/97				<b>05-0311</b>	Ate	Ø 23,81	+ABS
	1/97-8/97				<b>05-0398</b>	Ate	Ø 23,81	-ABS
	4/00-				<b>05-0607</b>	Ate	Ø 25,40	Alu, +ABS, +ESP
	4/00-				<b>05-0606</b>	Ate	Ø 25,40	Alu, +ABS, -ESP
	1/97-				<b>55-0079</b>		Ø 19,05	
2.8 i V6, 4WD Eng. AAA/ AMY (128kW)	96-00				<b>05-0311</b>	Ate	Ø 23,81	+ABS
	96-00				<b>05-0398</b>	Ate	Ø 23,81	-ABS
	4/96-4/00				<b>55-0079</b>		Ø 19,05	
2.8 V6 Eng. AYL (150kW)	4/00-				<b>05-0607</b>	Ate	Ø 25,40	Alu, +ABS, +ESP
	4/00-				<b>05-0606</b>	Ate	Ø 25,40	Alu, +ABS, -ESP
	4/00-				<b>55-0079</b>		Ø 19,05	
<b>Granada I (GGTL,FL), SW 1/72-8/77</b>								
1.7 Eng. 17M/ EV17L (48-51-55kW)	74-77		R		<b>04-0115</b>		Ø 20,64	
1.7 Eng. 17M/ EV17L (55kW)	72-75		R		<b>04-0115</b>		Ø 20,64	
2.0 Eng. NYP/ TL20H (66kW)	75-77		R		<b>04-0049</b>		Ø 17,78	
	75-77		R		<b>04-0354</b>		Ø 19,05	
	-77		R		<b>04-0115</b>	Bdx	Ø 20,64	
	-77				<b>05-0095</b>		Ø 20,64	
2.0, Coupe Eng. OHCHC/ TL20H (70-73kW)	75-77		R		<b>04-0049</b>		Ø 17,78	
	75-77		R		<b>04-0354</b>		Ø 19,05	
	-77		R		<b>04-0115</b>	Bdx	Ø 20,64	
	-77				<b>05-0095</b>		Ø 20,64	
2.3, Coupe Eng. YYH/ TV23 (79kW)	72-76		R		<b>04-0049</b>		Ø 17,78	
	75-77		R		<b>04-0354</b>		Ø 19,05	
2.6 Eng. V6 (79kW)	75-77		R		<b>04-0354</b>		Ø 19,05	
	-77		R		<b>04-0115</b>	Bdx	Ø 20,64	
	-77				<b>05-0095</b>		Ø 20,64	
2.6, Coupe Eng. UY V6 (92kW)	72-76		R		<b>04-0354</b>		Ø 19,05	
	-77		R		<b>04-0115</b>	Bdx	Ø 20,64	
	-77				<b>05-0095</b>		Ø 20,64	
3.0 Eng. EV30H (101kW)	72-76		R		<b>04-0354</b>		Ø 19,05	

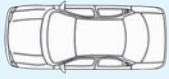























































		Spare Parts	F/R	L/R	METELLI ref.		DIMENSIONS mm.	NOTE
<b>Granada II (GU), SW 8/77-8/85</b>								
1.7 Eng. 17M/ EV17L (48-51-55kW)	77-81		R		04-0115		Ø 20,64	
1.9 D (Exc. SW) Eng. XD4.88 (40kW)	77-81		R		04-0115	Bdx	Ø 20,64	
	81-82		R		04-0356		Ø 22,20	
2.0 Eng. NEK (77kW)	-81		R		04-0354		Ø 19,05	
	-81		R		04-0115	Bdx	Ø 20,64	
	81-85		R		04-0356		Ø 22,20	
	-81				05-0095		Ø 20,64	
2.0 Eng. NEP/ TL20H (74kW)	79-81		R		04-0354		Ø 19,05	
	79-81		R		04-0115	Bdx	Ø 20,64	
	81-85		R		04-0356		Ø 22,20	
	79-85				05-0095		Ø 20,64	
2.0 Eng. NYP/ TL20H (66kW)	10/77-85		R		04-0115	Bdx	Ø 20,64	
	77-81		R		04-0354		Ø 19,05	
	81-85		R		04-0356		Ø 22,20	
	10/77-85				05-0095		Ø 20,64	
2.1 D (Exc. SW) Eng. WTA (46kW)	-77		R		04-0354		Ø 19,05	
	79-81		R		04-0115	Bdx	Ø 20,64	
	81-82		R		04-0356		Ø 22,20	
	77-82				05-0095		Ø 20,64	
2.3 Eng. YYH/ TV23 (79kW)	77-79		R		04-0354		Ø 19,05	
	-79		R		04-0115		Ø 20,64	
2.8 Eng. PYA/ TV28 (99kW)	10/77-81		R		04-0115	Bdx	Ø 20,64	
	77-81		R		04-0354		Ø 19,05	
	81-85		R		04-0356		Ø 22,20	
	10/77-85				05-0095		Ø 20,64	
2.8 i Eng. PRB/ TV28 (118kW)	10/77-81		R		04-0115	Bdx	Ø 20,64	
	77-81		R		04-0354		Ø 19,05	
	81-		R		04-0356		Ø 22,20	
	10/77-81				05-0095		Ø 20,64	
<b>Ka I (RB) 9/96-11/08</b>								
1.0 i (38-48kW)	97-		R		04-0831		Ø 19,05	
	-8/98				55-0090		Ø 19,05	
	9/98-				55-0063		Ø 19,05	Pla
1.3 i Eng. A9JA/ B (51kW)	02-		R		04-0806		Ø 17,78	
	02-		R		04-0831		Ø 19,05	
	02-				55-0063		Ø 19,05	Pla
1.3 i Eng. J4D/ K/ M/ N/ P/ S (44kW)	9/99-		R		04-0831		Ø 19,05	
	96-9/99		R		04-0806		Ø 17,78	
	98-				55-0063		Ø 19,05	Pla
	-8/98				55-0090		Ø 19,05	
1.3 i Eng. JJB (37kW)	9/99-		R		04-0831		Ø 19,05	
	96-9/99		R		04-0806		Ø 17,78	
	98-				55-0063		Ø 19,05	Pla
	-8/98				55-0090		Ø 19,05	
1.3 i Eng. JJD/ F/ G/ H/ L (36kW)	9/99-		R		04-0831		Ø 19,05	
	98-9/99		R		04-0806		Ø 17,78	
	98-				55-0063		Ø 19,05	Pla
	-8/98				55-0090		Ø 19,05	
1.6i SportKa Eng. CDB/ C (70kW)	03-		R		04-0829	Ap	Ø 19,05	Alu
	03-				55-0063		Ø 19,05	Pla
<b>Ka II 12/08-</b>								
1.2 8v (51kW)	08-		R		04-0602	Bosch	Ø 20,64	
1.3 TDCi (55kW)	08-		R		04-0602	Bosch	Ø 20,64	
<b>Laser 1/86-</b>								
All models	86-		R		04-0714		Ø 17,78	South Africa
<b>Maverick I 2/93-4/98</b>								
2.4 i Eng. KA24 (85-87kW)	96-		R		04-0666		Ø 22,20	
	96-		R		04-0667		Ø 23,81	
2.4 i Eng. KA24-E (91kW)	7/93-		R		04-0666		Ø 22,20	
	7/93-		R		04-0667		Ø 23,81	
2.7 TD Eng. TD27 (74kW)	7/93-		R		04-0666		Ø 22,20	
	7/93-		R		04-0667		Ø 23,81	

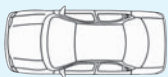




















































		Spare Parts	F/R	L/R	METELLI ref.		DIMENSIONS mm.	NOTE
2.7 TD Eng. TD27E (92kW)	96-		R		04-0666		Ø 22,20	
	96-		R		04-0667		Ø 23,81	
<b>Meteor 1/86-</b>								
All models	86-		R		04-0714		Ø 17,78	South Africa
<b>Mondeo I (GBP), SW 2/93-8/96</b>								
1.6i 16v Eng. L1E/ F/ G/ H/ J/ K/ L/ N/ Q (65kW)	6/94-7/96		R		04-0604		Ø 22,22	Exc. SW
	6/94-7/96				05-0275		Ø 25,40	Alu, +ABS
	94-7/96				05-0268		Ø 25,40	-ABS
	7/94-8/96				55-0078		Ø 19,05	
1.6i 16v Eng. L1E/ F/ G/ H/ J/ K/ L/ N/ Q (66kW)	2/93-5/94		R		04-0605		Ø 20,64	Exc. SW
	2/93-7/96		R		04-0606		Ø 22,22	SW
	6/94-7/96		R		04-0604		Ø 22,22	Exc. SW
	2/93-7/96				05-0268		Ø 25,40	-ABS
	6/94-7/96				05-0275		Ø 25,40	Alu, +ABS
	2/93-8/96				55-0078		Ø 19,05	
1.8 i 16v Eng. RKB (82kW)	2/93-5/94		R		04-0605		Ø 20,64	Exc. SW
	2/93-7/96		R		04-0606		Ø 22,22	SW
	6/94-7/96		R		04-0604		Ø 22,22	Exc. SW
	6/94-7/96				05-0275		Ø 25,40	Alu, +ABS
	94-7/96				05-0268		Ø 25,40	-ABS
	7/94-8/96				55-0078		Ø 19,05	
1.8 i 16v, 4WD Eng. RKA (85kW)	2/93-5/94		R		04-0605		Ø 20,64	Exc. SW
	2/93-7/96		R		04-0606		Ø 22,22	SW
	6/94-7/96		R		04-0604		Ø 22,22	Exc. SW
	2/93-7/96				05-0268		Ø 25,40	-ABS
	6/94-7/96				05-0275		Ø 25,40	Alu, +ABS
	2/93-8/96				55-0078		Ø 19,05	
1.8 TD Eng. RFA/ B/ D/ K/ L/ M/ N/ S (65-66kW)	2/93-5/94		R		04-0605		Ø 20,64	Exc. SW
	5/93-7/96		R		04-0606		Ø 22,22	SW
	6/94-7/96		R		04-0604		Ø 22,22	Exc. SW
	2/93-7/96				05-0268		Ø 25,40	-ABS
	6/94-7/96				05-0275		Ø 25,40	Alu, +ABS
	6/93-8/96				55-0078		Ø 19,05	
2.0 i 16v, 4WD Eng. NGA (97-100kW)	2/93-7/96		R		04-0606		Ø 22,22	SW
	2/93-96		R		04-0605		Ø 20,64	Exc. SW
	2/93-7/96				05-0268		Ø 25,40	-ABS
	2/93-7/96				05-0275		Ø 25,40	Alu, +ABS
	2/93-8/96				55-0078		Ø 19,05	
2.5 24v Eng. SEA (125kW)	94-96				05-0268		Ø 25,40	-ABS
	94-96				05-0275		Ø 25,40	Alu, +ABS
	7/94-8/96				55-0078		Ø 19,05	
<b>Mondeo II (BAP), SW 9/96-11/00</b>								
1.6i 16v Eng. L1E/ F/ G/ H/ J/ K/ L/ N/ Q (66kW)	8/96-11/00		R		04-0604		Ø 22,22	
	8/96-11/00				05-0314		Ø 25,40	Alu
	9/96-11/00				55-0078		Ø 19,05	
1.8 i Eng. RKB/ F/ H/ K/ J (85kW)	8/96-11/00		R		04-0604		Ø 22,22	Exc. SW
	8/96-00		R		04-0606		Ø 22,22	SW
	8/96-11/00				05-0314		Ø 25,40	Alu
	9/96-11/00				55-0078		Ø 19,05	
1.8 TD Eng. RFA/ B/ D/ K/ L/ M/ N/ S (66kW)	8/96-11/00		R		04-0604		Ø 22,22	Exc. SW
	8/96-00		R		04-0606		Ø 22,22	SW
	8/96-11/00				05-0314		Ø 25,40	Alu
	9/96-11/00				55-0078		Ø 19,05	
2.0 i Eng. NGA/ B/ C/ D (96kW)	96-00		R		04-0605		Ø 20,64	Exc. SW
	96-00		R		04-0606		Ø 22,22	SW
	9/96-11/00				05-0314		Ø 25,40	Alu
	9/96-11/00				55-0078		Ø 19,05	
2.5 24v Eng. SEA (125kW)	9/96-11/00				05-0314		Ø 25,40	Alu
	9/96-11/00				55-0078		Ø 19,05	
2.5 ST 200 Eng. SGA (151kW)	99-00				05-0314		Ø 25,40	Alu
	5/99-11/00				55-0078		Ø 19,05	
<b>Mondeo III (B5Y), SW 11/00-4/07</b>								
1.8 16v Eng. CGBA/ B (81kW)	11/00-				55-0085		Ø 19,05	

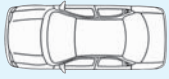

























		Spare Parts	F/R	L/R	METELLI ref.		DIMENSIONS mm.	NOTE
1.8 16v Eng. CHBA/ B (92kW)	11/00-				55-0085		Ø 19,05	
1.8 SCi Eng. CFBA (96kW)	6/03-				55-0085		Ø 19,05	
2.0 16v Eng. CJBA/ B (107kW)	11/00-				55-0085		Ø 19,05	
2.0 16v Di / TDDi Eng. D5BA (66kW)	11/00-				55-0085		Ø 19,05	
2.0 16v Di / TDDi Eng. HJBA/ B/ C/ D6BA (85kW)	11/00-				55-0085		Ø 19,05	
2.0 TDCi Eng. FMBA/ B (96kW)	10/01-				55-0085		Ø 19,05	
2.2 TDCi Eng. QJBA/ B (114kW)	9/04-				55-0085		Ø 19,05	
2.5 V6 24v Eng. LCBD (125kW)	11/00-				55-0085		Ø 19,05	
3.0 ST220 Eng. MEBA (166kW)	4/02-				55-0085		Ø 19,05	
3.0 V6 24v Eng. REBA (150kW)	9/04-				55-0085		Ø 19,05	
<b>Mondeo IV, SW 5/07-</b>								
1.6 Eng. RHBA (81kW)	07-				05-0747	Ate	Ø 25,40	Alu
1.6 Eng. RHBA/ PNBA (92kW)	07-				05-0747	Ate	Ø 25,40	Alu
1.8 TDCi Eng. FFBA (74kW)	07-				05-0747	Ate	Ø 25,40	Alu
1.8 TDCi Eng. QYBA (92kW)	07-				05-0747	Ate	Ø 25,40	Alu
2.0 Eng. AODA/ B (107kW)	07-				05-0747	Ate	Ø 25,40	Alu
2.0 TDCi Eng. AZBA (96kW)	07-				05-0747	Ate	Ø 25,40	Alu
2.0 TDCi Eng. KLBA (85kW)	07-				05-0747	Ate	Ø 25,40	Alu
2.0 TDCi Eng. QXBA (103kW)	07-				05-0747	Ate	Ø 25,40	Alu
2.2 TDCi Eng. BBA/ BBD (129kW)	08-				05-0747	Ate	Ø 25,40	Alu
2.3 Eng. SEBA (118kW)	07-				05-0747	Ate	Ø 25,40	Alu
2.5 Eng. HUBA (162kW)	07-				05-0747	Ate	Ø 25,40	Alu
<b>Mystique 2/96-</b>								
2.5 V6	2/96-				05-0275		Ø 25,40	Alu, +ABS
<b>Orion I (AFD) 7/83-3/86</b>								
1.3 Eng. JPA/ C (51kW)	5/83-86		R		04-0049		Ø 17,78	
	3/84-86				05-0096		Ø 22,00	
	5/83-2/84				05-0097		Ø 22,00	
1.6 Eng. LP1/ LP2/ LUA/ B/ C/ D/ H (58kW)	5/83-86		R		04-0049		Ø 17,78	
	3/84-86				05-0096		Ø 22,00	
	5/83-2/84				05-0097		Ø 22,00	
1.6 D Eng. LTA/ B/ C (40kW)	3/84-86		R		04-0049		Ø 17,78	
	86-		R		04-0831		Ø 19,05	
	86-		R		04-0356		Ø 22,20	+SCS
	3/84-86				05-0096		Ø 22,00	
1.6i Eng. LR1/ LRA/ B (77kW)	5/83-86		R		04-0049		Ø 17,78	
	86-		R		04-0831		Ø 19,05	
	86-		R		04-0356		Ø 22,20	
	3/84-86				05-0096		Ø 22,00	+SCS
	5/83-2/84				05-0097		Ø 22,00	
<b>Orion II (AFF) 12/85-7/90</b>								
1.3 Eng. JLA/ B/ JBB (44kW)	86-90		R		04-0831		Ø 19,05	-SCS
	86-90		R		04-0356		Ø 22,20	+SCS
	8/88-90				05-0164		Ø 23,81	
	86-7/88				05-0096		Ø 22,00	
1.3 Eng. JPA/ C (51kW)	86-		R		04-0049		Ø 17,78	
	86-				05-0096		Ø 22,00	
1.4 Eng. FUA/ B/ C/ D/ G/ H/ J (54kW)	86-90		R		04-0831		Ø 19,05	-SCS
	86-90		R		04-0356		Ø 22,20	+SCS
	8/88-90				05-0164		Ø 23,81	
	86-7/88				05-0096		Ø 22,00	
1.4 Eng. FUA/ B/ C/ D/ G/ H/ J (55kW)	86-90		R		04-0831		Ø 19,05	-SCS
	86-90		R		04-0356		Ø 22,20	+SCS
	8/88-90				05-0164		Ø 23,81	
	86-7/88				05-0096		Ø 22,00	
1.4 Kat Eng. F6D/ F6B/ FUC (54kW)	87-90		R		04-0831		Ø 19,05	-SCS
	87-90		R		04-0356		Ø 22,20	+SCS
	8/88-90				05-0164		Ø 23,81	
	87-7/88				05-0096		Ø 22,00	
1.6 Eng. LP1/ LP2/ LUA/ B/ C/ D/ H (66kW)	85-86		R		04-0049		Ø 17,78	
	86-90		R		04-0831		Ø 19,05	-SCS
	86-90		R		04-0356		Ø 22,20	+SCS
	8/88-90				05-0164		Ø 23,81	

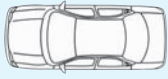

























































		Spare Parts	F/R	L/R	METELLI ref.		DIMENSIONS mm.	NOTE
1.6 Eng. LP1/ LP2/ LUA/ B/ C/ D/ H (66kW)	85-7/88				<b>05-0096</b>		Ø 22,00	
1.6 D Eng. LTA/ B/ C (40kW)	85-86		R		<b>04-0049</b>		Ø 17,78	
	86-89		R		<b>04-0831</b>		Ø 19,05	-SCS
	86-89		R		<b>04-0356</b>		Ø 22,20	+SCS
	8/88-89				<b>05-0164</b>		Ø 23,81	
	85-7/88				<b>05-0096</b>		Ø 22,00	
1.6 i Eng. LJB (75kW)	89-90		R		<b>04-0831</b>		Ø 19,05	-SCS
	89-90		R		<b>04-0356</b>		Ø 22,20	+SCS
	89-90				<b>05-0164</b>		Ø 23,81	
1.6i Eng. LR1/ LRA/ B (77kW)	-86		R		<b>04-0049</b>		Ø 17,78	
	86-90		R		<b>04-0831</b>		Ø 19,05	-SCS
	86-90		R		<b>04-0356</b>		Ø 22,20	+SCS
	8/88-90				<b>05-0164</b>		Ø 23,81	
	86-7/88				<b>05-0096</b>		Ø 22,00	
1.6i Kat Eng. L4B (66kW)	86-90		R		<b>04-0831</b>		Ø 19,05	-SCS
	86-90		R		<b>04-0356</b>		Ø 22,20	+SCS
	8/88-90				<b>05-0164</b>		Ø 23,81	
	86-7/88				<b>05-0096</b>		Ø 22,00	
1.8 D Eng. RTA/ B/ C/ D/ E/ F/ G/ H/ J/ K (44kW)	89-90		R		<b>04-0831</b>		Ø 19,05	-SCS
	89-90		R		<b>04-0356</b>		Ø 22,20	+SCS
	89-90				<b>05-0164</b>		Ø 23,81	
<b>Orion III (GAL) 7/90-12/93</b>								
1.3 Eng. J4B/ J6A (44kW)	90-93		R		<b>04-0115</b>		Ø 20,64	-ABS
	91-93		R		<b>04-0356</b>		Ø 22,20	+ABS
	90-93				<b>05-0165</b>		Ø 23,81	Alu
1.4 Eng. F6A/ B/ C/ D/ E/ F/ G (52kW)	90-93		R		<b>04-0831</b>		Ø 19,05	-ABS, A/T
	90-93		R		<b>04-0115</b>		Ø 20,64	-ABS, M/T
	91-93		R		<b>04-0356</b>		Ø 22,20	+ABS
	90-93				<b>05-0165</b>		Ø 23,81	Alu
1.4 Eng. F6A/ B/ C/ D/ E/ F/ G (54kW)	90-93		R		<b>04-0831</b>		Ø 19,05	-ABS, A/T
	90-93		R		<b>04-0115</b>		Ø 20,64	-ABS, M/T
	91-93		R		<b>04-0356</b>		Ø 22,20	+ABS
	90-93				<b>05-0165</b>		Ø 23,81	Alu
1.6i Eng. LJF (77kW)	90-92		R		<b>04-0831</b>		Ø 19,05	-ABS, A/T
	90-92		R		<b>04-0356</b>		Ø 22,20	+ABS
	90-92				<b>05-0165</b>		Ø 23,81	Alu
1.6i, 16v Eng. LUG/ K/ J (66kW)	90-92		R		<b>04-0831</b>		Ø 19,05	-ABS, A/T
	90-92		R		<b>04-0356</b>		Ø 22,20	+ABS
	90-92				<b>05-0165</b>		Ø 23,81	Alu
1.8 16v Eng. RQB/ C (96kW)	92-93		R		<b>04-0831</b>		Ø 19,05	-ABS, A/T
	92-93		R		<b>04-0356</b>		Ø 22,20	+ABS
	6/92-93				<b>05-0166</b>		Ø 25,40	Alu
	92-93				<b>05-0165</b>		Ø 23,81	Alu
1.8 D Eng. RTA/ B/ C/ D/ E/ F/ G/ H/ J/ K (44kW)	92-93		R		<b>04-0831</b>		Ø 19,05	-ABS, A/T
	92-93		R		<b>04-0356</b>		Ø 22,20	-ABS, M/T
	6/92-93				<b>05-0166</b>		Ø 25,40	Alu
	92-93				<b>05-0165</b>		Ø 23,81	Alu
1.8 TD Eng. RFA/ B/ D/ K/ L/ M/ N/ S (66kW)	3/93-12/93		R		<b>04-0831</b>		Ø 19,05	-ABS, A/T
	92-93				<b>05-0165</b>		Ø 23,81	Alu, -ABS
1.8i 16v Eng. RDA/ B (77kW)	92-93		R		<b>04-0831</b>		Ø 19,05	-ABS, A/T
	92-93		R		<b>04-0356</b>		Ø 22,20	+ABS
	6/92-93				<b>05-0166</b>		Ø 25,40	Alu
	92-93				<b>05-0165</b>		Ø 23,81	Alu
<b>Puma (EC) 3/97-</b>								
1.4i 16v Eng. FHA/ D/ E/ F (66kW)	10/99-2/00		R		<b>04-0806</b>		Ø 17,78	
	3/00-10/00		R		<b>04-0893</b>	Ap	Ø 19,05	
	98-9/99		R		<b>04-0831</b>		Ø 19,05	
	98-				<b>55-0063</b>		Ø 19,05	Pla
	-8/98				<b>55-0091</b>		Ø 19,05	
1.6 16v Eng. FYJA (76kW)	8/00-12/01		R		<b>04-0893</b>		Ø 19,05	
	00-				<b>55-0063</b>		Ø 19,05	Pla
1.6 ST 160 (118kW)	99-				<b>55-0063</b>		Ø 19,05	Pla
1.7 16v Eng. MHA/ B (92kW)	10/99-2/00		R		<b>04-0806</b>		Ø 17,78	
	3/00-12/01		R		<b>04-0893</b>	Ap	Ø 19,05	

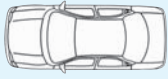

















		Spare Parts	F/R	L/R	METELLI ref.		DIMENSIONS mm.	NOTE
1.7 16v Eng. MHA/ B (92kW)	97-9/99		R		04-0831		Ø 19,05	
	98-				55-0063		Ø 19,05	Pla
	-8/98				55-0091		Ø 19,05	
<b>Sierra I, SW 8/82-12/86</b>								
1.3 (Exc. SW) Eng. JCT (44kW)	82-86		R		04-0115		Ø 20,64	
	82-86		R		04-0157		Ø 20,64	
	82-86				05-0134		Ø 22,00	LHD
	82-86				05-0099	Bdx	Ø 22,00	RHD
1.6 Eng. LCS/ T /LSD (55kW)	82-86		R		04-0115		Ø 20,64	
	82-86		R		04-0157		Ø 20,64	
	82-86		R		04-0444		Ø 22,20	
	82-86				05-0099	Bdx	Ø 22,00	RHD
1.8 Eng. REB (66kW)	84-86		R		04-0115		Ø 20,64	
	84-86				05-0099	Bdx	Ø 22,00	RHD
2.0 Eng. NET/ TL20H (77kW)	82-86		R		04-0115		Ø 20,64	
	82-86				05-0099	Bdx	Ø 22,00	RHD
2.0 Eng. NRD/ TL20H (74kW)	85-86		R		04-0115		Ø 20,64	
	85-86				05-0099	Bdx	Ø 22,00	RHD
2.0 Eng. NYT (66kW)	82-84		R		04-0115		Ø 20,64	
	82-84				05-0099	Bdx	Ø 22,00	RHD
2.0 i Eng. NR2 /NRB/ TL20 EFi (85kW)	85-86		R		04-0115		Ø 20,64	
	85-86				05-0134		Ø 22,00	LHD
2.3 Eng. YYT/ TV23 (84kW)	82-86		R		04-0115		Ø 20,64	
	82-86				05-0099	Bdx	Ø 22,00	RHD
2.3 D Eng. YTR/ T (49kW)	82-86		R		04-0115		Ø 20,64	
	82-86				05-0134		Ø 22,00	LHD
	84-86				05-0099	Bdx	Ø 22,00	RHD
2.8 XR, 4WD Eng. PRT/ TV28 (110kW)	82-86		R		04-0356		Ø 22,20	-ABS
<b>Sierra II, SW 1/87-2/93</b>								
1.6 Eng. LSE (55kW)	87-93		R		04-0356		Ø 22,20	
	87-93		R		04-0444		Ø 22,20	
	87-93				05-0134		Ø 22,00	LHD
	87-93				05-0099	Bdx	Ø 22,00	RHD
1.6 Eng. LSF (53kW)	88-93		R		04-0356		Ø 22,20	
	88-93		R		04-0444		Ø 22,20	
	88-93				05-0134		Ø 22,00	LHD
	88-93				05-0099	Bdx	Ø 22,00	RHD
1.6 i Eng. L6B (59kW)	89-93		R		04-0356		Ø 22,20	
	89-93		R		04-0444		Ø 22,20	
	89-93				05-0134		Ø 22,00	LHD
	89-93				05-0099	Bdx	Ø 22,00	RHD
1.8 Eng. R2A/ RED (66kW)	87-88		R		04-0356		Ø 22,20	
	87-88				05-0134		Ø 22,00	LHD
1.8 Eng. R2C/ R6A (64kW)	88-93		R		04-0356		Ø 22,20	
	88-93				05-0134		Ø 22,00	LHD
1.8 Eng. REF (59kW)	87-89		R		04-0356		Ø 22,20	
	87-89				05-0134		Ø 22,00	LHD
1.8 TD Eng. RFA/ B/ D/ K/ L/ M/ N/ S (55kW)	88-93		R		04-0356		Ø 22,20	
	88-93				05-0134		Ø 22,00	LHD
2.0 Eng. N8C/ NES/ TL20H (77kW)	87-93		R		04-0356		Ø 22,20	
	87-93				05-0134		Ø 22,00	LHD
2.0 i Eng. N4A/ I/ TL20 EFi (85kW)	87-93		R		04-0356		Ø 22,20	
	87-93				05-0134		Ø 22,00	LHD
2.0 i Eng. N8A (80kW)	89-93		R		04-0356		Ø 22,20	
	89-93				05-0134		Ø 22,00	LHD
2.0 i Eng. NEJ/ NE5 (74kW)	87-89		R		04-0356		Ø 22,20	
	87-89				05-0134		Ø 22,00	LHD
2.0 i (Only Coda Spiovente) Eng. N9B/ C/ D/ F (92kW)	89-93		R		04-0356		Ø 22,20	
	89-93				05-0134		Ø 22,00	LHD
2.0 i Kat Eng. N4B (74kW)	87-93		R		04-0356		Ø 22,20	
	87-93				05-0134		Ø 22,00	LHD
2.0, 4WD Eng. N9C (88-92kW)	89-93		R		04-0356		Ø 22,20	
	89-93				05-0134		Ø 22,00	LHD

		Spare Parts	F/R	L/R	METELLI ref.		DIMENSIONS mm.	NOTE
2.3 D Eng. YTR/ T (49kW)	87-89		R		04-0356		Ø 22,20	
	87-89				05-0134		Ø 22,00	LHD
2.8 i, 4WD Eng. PRG/ TV28 (110kW)	87-88		R		04-0356		Ø 22,20	
<b>Street Ka 5/03-</b>								
1.6 Eng. CDB/ C (70kW)	03-03-		R		04-0829	Ap	Ø 19,05	Alu
					55-0063		Ø 19,05	Pla
<b>Taurus 17M 8/57-4/74</b>								
1.5, SW (40kW)	60-		R		04-0048		Ø 17,46	
1.5, SW (44kW)	64-71		R		04-0048		Ø 17,46	
1.7 S, SW, Coupe Eng. 101 (48kW)	60-65		R		04-0048		Ø 17,46	
1.7, Coupe, SW Eng. 101 (51kW)	64-74		R		04-0048		Ø 17,46	
1.7, SW, Coupe Eng. 101 (55kW)	68-74		R		04-0048		Ø 17,46	
1.8, SW, Coupe (60kW)	67-74		R		04-0048		Ø 17,46	
2.0 (63kW)	67-74		R		04-0048		Ø 17,46	
2.0, SW, Coupe (66kW)	67-74		R		04-0048		Ø 17,46	
<b>Taurus 20M 11/64-4/74</b>								
2.0 TS (66kW)	64-68		R		04-0048		Ø 17,46	
2.0, SW (63kW)	64-71		R		04-0048		Ø 17,46	
2.0, SW (66kW)	67-74		R		04-0048		Ø 17,46	
2.3, Coupe, SW Eng. YYE/ TV23 (79kW)	67-74		R		04-0048		Ø 17,46	
<b>Taurus 20M XI 7/67-4/74</b>								
2.0 (63kW)	68-74		R		04-0048		Ø 17,46	
2.0, Coupe (66kW)	67-74		R		04-0048		Ø 17,46	
2.3, Coupe Eng. YYE/ TV23 (79kW)	67-74		R		04-0048		Ø 17,46	
<b>Taurus 26M XI 10/69-4/74</b>								
2.5, Coupe Eng. UY V6 (92kW)	69-74		R		04-0048		Ø 17,46	
<b>Taurus I (GBFK) 1/70-2/76</b>								
1.3, SW, Coupe Eng. JAC (40kW)	70-75		R		04-0115		Ø 20,64	Ch -LD73180
			R		04-0354		Ø 19,05	Ch LD73181-
1.6, Coupe (65kW)	70-75		R		04-0115		Ø 20,64	Ch -LD73180
			R		04-0354		Ø 19,05	Ch LD73181-
1.6, SW Eng. LAD (50kW)	74-75		R		04-0115		Ø 20,64	Ch -LD73180
			R		04-0354		Ø 19,05	Ch LD73181-
1.6, SW, Coupe Eng. LCJ (53kW)	70-75		R		04-0115		Ø 20,64	Ch -LD73180
			R		04-0354		Ø 19,05	Ch LD73181-
2.0 V6, Coupe Eng. TL20H (66kW)	70-76		R		04-0049		Ø 17,78	
2.3 V6 Coupe Eng. YYE/ TV23 (79kW)	71-76		R		04-0049		Ø 17,78	
<b>Taurus II (GBTS,GBFS,CBTS) 5/75-7/79</b>								
1.3, SW Eng. JAC (40-43kW)	75-79		R		04-0081		Ø 19,05	
	75-79				05-0095		Ø 20,64	
1.6, SW Eng. LAD (50kW)	75-79		R		04-0081		Ø 19,05	
	75-79				05-0095		Ø 20,64	
1.6, SW Eng. LCJ (53kW)	75-79		R		04-0081		Ø 19,05	
	75-79				05-0095		Ø 20,64	
2.0, SW Eng. NYR/ TV20H (66kW)	75-79		R		04-0081		Ø 19,05	
	75-79				05-0095		Ø 20,64	
2.3, SW Eng. YYF/ TV23 (79kW)	75-79		R		04-0081		Ø 19,05	
	75-79				05-0095		Ø 20,64	
<b>Taurus III 80 (GBS, GBNS) 7/79-7/82</b>								
1.3, SW Eng. JCC (43kW)	79-82		R		04-0081		Ø 19,05	
	79-82				05-0095		Ø 20,64	
1.6, SW Eng. LAR (51kW)	79-82		R		04-0081		Ø 19,05	
	79-82				05-0095		Ø 20,64	
1.6, SW Eng. LCJ (54kW)	79-82		R		04-0081		Ø 19,05	
	79-82				05-0095		Ø 20,64	
2.0, SW Eng. NWR/ TV20H (66kW)	79-82		R		04-0081		Ø 19,05	
	79-82				05-0095		Ø 20,64	
2.3, SW Eng. YYR/ TV23 (84kW)	79-82		R		04-0081		Ø 19,05	
	79-82				05-0095		Ø 20,64	

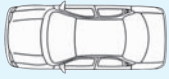













<b>Anglia 1/65-1/67</b>								
5-7 CWT	65-67		F	L	04-0034		Ø 19,05	
	65-67		F	R	04-0036		Ø 19,05	

		Spare Parts	F/R	L/R	METELLI ref.		DIMENSIONS mm.	NOTE
5-7 CWT	65-67		R		04-0038		Ø 19,05	Alu
<b>Cortina 1/82-1/88</b>								
Pick-Up P100	82-88		R		04-0353		Ø 23,81	
<b>Escort I Van 1/68-1/73</b>								
1.1 Eng. G1/ KL11L/ H (751M) (28kW)	68-73		F	L	04-0034		Ø 19,05	
	68-73		F	R	04-0036		Ø 19,05	
	68-73		R		04-0038		Ø 19,05	Alu
1.3 Eng. J1F/ K13L (42kW)	68-73		F	L	04-0034		Ø 19,05	
	68-73		F	R	04-0036		Ø 19,05	
	68-73		R		04-0038		Ø 19,05	Alu
<b>Escort II Van 1/73-1/81</b>								
1.1 Eng. G2/ KL11L/ H (751M) (35kW)	76-80		F	L	04-0129		Ø 22,22	
	76-80		F	R	04-0130		Ø 22,22	
	75-80		R		04-0085		Ø 20,64	
	76-80		R		04-0076		Ø 19,05	
1.3 Eng. J1F/ K13L (40kW)	76-80		F	L	04-0129		Ø 22,22	
	76-80		F	R	04-0130		Ø 22,22	
	76-80		R		04-0085		Ø 20,64	
1.3 Eng. J2/ K13L (45kW)	75-80		R		04-0085		Ø 20,64	
<b>Escort III Van (AVA) 3/81-2/86</b>								
1.1 Eng. GSB/ C/ E/ F/ G/ H (37kW)	81-86		R		04-0356		Ø 22,20	
1.3 Eng. JPA/ C (51kW)	81-86		R		04-0356		Ø 22,20	
	81-86				05-0098		Ø 20,64	
1.6 (61kW)	81-86		R		04-0356		Ø 22,20	
	81-86				05-0098		Ø 20,64	
1.6 D Eng. LTA/ B/ C (40kW)	84-86		R		04-0049		Ø 17,78	
	84-86		R		04-0714		Ø 17,78	South Africa, FWD
	84-86				05-0096		Ø 22,00	+Servo
<b>Escort IV Van (AVF) 2/86-7/90</b>								
1.1 Eng. GSB/ C/ E/ F/ G/ H (37kW)	86-90		R		04-0356		Ø 22,20	
	86-90				05-0164		Ø 23,81	
1.3 Eng. JBA (46kW)	88-90		R		04-0356		Ø 22,20	
	88-90				05-0164		Ø 23,81	
1.3 Eng. JLA/ B/ JBB (44kW)	86-90		R		04-0356		Ø 22,20	
	86-90				05-0164		Ø 23,81	
1.4 i Eng. F6D/ F6B/ FUC (54kW)	86-90		R		04-0356		Ø 22,20	
	86-90				05-0164		Ø 23,81	
1.6 (60kW)	86-90		R		04-0356		Ø 22,20	
	86-90				05-0164		Ø 23,81	
1.6 D Eng. LTA/ B/ C (40kW)	86-90		R		04-0356		Ø 22,20	
	86-90				05-0164		Ø 23,81	
1.8 D Eng. RTA/ B/ C/ D/ E/ F/ G/ H/ J/ K (44kW)	88-90		R		04-0356		Ø 22,20	
	88-90				05-0164		Ø 23,81	
<b>Escort V Van (AVL) 7/90-12/94</b>								
1.3 Eng. JBD (46kW)	90-94		R		04-0831		Ø 19,05	-ABS
	90-94		R		04-0356		Ø 22,20	+ABS
	90-94				05-0165		Ø 23,81	Alu
1.4 Eng. F6A/ B/ C/ D/ E/ F/ G (52-54kW)	90-94		R		04-0831		Ø 19,05	-ABS
	90-94		R		04-0356		Ø 22,20	+ABS
	90-94				05-0165		Ø 23,81	Alu
1.6i, 16v Eng. LUG/ K/ J (66kW)	90-94		R		04-0831		Ø 19,05	-ABS
	90-94		R		04-0356		Ø 22,20	+ABS
	90-94				05-0165		Ø 23,81	Alu
1.8 D Eng. RTH (44kW)	90-94		R		04-0831		Ø 19,05	-ABS
	90-94		R		04-0356		Ø 22,20	+ABS
	90-94				05-0165		Ø 23,81	Alu
1.8i 16v Eng. RDA/ B (77kW)	90-94		R		04-0831		Ø 19,05	-ABS
	90-94		R		04-0356		Ø 22,20	+ABS
	90-94				05-0166		Ø 25,40	Alu
<b>Escort VI Van (AVL) 1/95-</b>								
1.4 Eng. F4A/ B (54kW)	95-98		R		04-0356		Ø 22,20	
	95-98				05-0377		Ø 23,81	Alu, -ABS

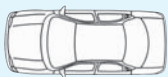



























		Spare Parts	F/R	L/R	METELLI ref.		DIMENSIONS mm.	NOTE
1.8 D Eng. RTA/ B/ C/ D/ E/ F/ G/ H/ J/ K (44kW)	95-98		R		04-0356		Ø 22,20	
	95-98				05-0372		Ø 23,81	+ABS
	95-98				05-0377		Ø 23,81	Alu, -ABS
1.8 TD Eng. RVA (51kW)	95-98		R		04-0356		Ø 22,20	
	95-98				05-0372		Ø 23,81	+ABS
	95-98				05-0377		Ø 23,81	Alu, -ABS
<b>Fiesta I Van 5/76-8/83</b>								
0.95 Eng. BL09L/ H (27kW)	76-8/83		R		04-0068		Ø 15,00	-CF
	78-8/83		R		04-0083		Ø 17,50	+CF
	78-8/83				05-0114		Ø 17,78	-Servo, RHD
	78-8/83				05-0115		Ø 19,05	+Servo
1.1 Eng. GMA/ GPA/ GLB/ GLA/ GLW (40kW)	76-8/83		R		04-0068		Ø 15,00	-CF
	78-8/83		R		04-0083		Ø 17,50	+CF
	78-8/83				05-0114		Ø 17,78	-Servo, RHD
	78-8/83				05-0115		Ø 19,05	+Servo
<b>Fiesta II Van 3/83-2/89</b>								
1.0 Eng. BL09L/ H (29kW)	9/83-89		R		04-0231		Ø 17,46	
	9/83-89				05-0135		Ø 20,64	
1.1 Eng. GSB/ C/ E/ F/ G/ H (33-37kW)	83-89		R		04-0231		Ø 17,46	
	83-89				05-0162		Ø 22,20	+Servo
1.4 Eng. F6A/ B/ C/ D/ E/ F/ G (52kW)	86-89		R		04-0231		Ø 17,46	
	86-89				05-0135		Ø 20,64	+Servo, LHD
	86-89				05-0116		Ø 20,64	+Servo, RHD
1.6 D Eng. LTB (40kW)	84-89		R		04-0230		Ø 15,00	
<b>Fiesta III Van 3/89-7/95</b>								
1.3 Eng. J6B/ JBC (44kW)	-94		R		04-0352		Ø 22,00	
	94-95		R		04-0356		Ø 22,20	
	91-95				05-0165	Bdx	Ø 23,81	Alu
1.8 D Eng. RTA/ B/ C/ D/ E/ F/ G/ H/ J/ K (44kW)	89-94		R		04-0350		Ø 17,46	Van
	-94		R		04-0352		Ø 22,00	Courier
	94-95		R		04-0356		Ø 22,20	Courier
	91-95				05-0166	Bdx	Ø 25,40	Alu, Courier
<b>Fiesta IV Van 8/95-8/02</b>								
1.3i Eng. BAJA (44kW)	95-		R		04-0806		Ø 17,78	Van, M/T
	95-		R		04-0115		Ø 20,64	Van, A/T
	97-		R		04-0356		Ø 22,20	Courier
	96-99				05-0637	Ate	Ø 22,20	Alu, Van, -SCS
	98-02				55-0063		Ø 19,05	Pla
	-8/98				55-0091		Ø 19,05	
1.8 D Eng. RTA/ B/ C/ D/ E/ F/ G/ H/ J/ K (44kW)	95-		R		04-0806		Ø 17,78	Van, M/T
	95-		R		04-0115		Ø 20,64	Van, A/T
	97-		R		04-0356		Ø 22,20	Courier
	96-99				05-0637	Ate	Ø 22,20	Alu, Van, -SCS
	98-02				55-0063		Ø 19,05	Pla
	-8/98				55-0091		Ø 19,05	
<b>Fiesta V Van 11/01-4/08</b>								
1.4 TDCi Eng. F6JA/ B (50kW)	11/01-01		R		04-0829	Ap	Ø 19,05	Alu
	11/01-01				05-0639	Ate	Ø 23,81	Alu, +ABS, +ESP
	11/01-01				05-0448	Ate	Ø 23,81	Alu, +ABS, -ESP
	11/01-01				05-0455	Ate	Ø 23,81	Alu, -ABS, -ESP
<b>G2 Courier 1/86-</b>								
All models	86-		R	L	04-0877	Luc	Ø 17,46	South Africa
	86-		R	R	04-0878	Luc	Ø 17,46	South Africa
<b>P 100 II 10/87-</b>								
1.8 TD Eng. RFA/ B/ D/ K/ L/ M/ N/ S (55kW)	87-92		R	L	04-0331		Ø 23,81	
	87-92		R	R	04-0332		Ø 23,81	
2.0 Eng. NAE (57kW)	87-93		R	L	04-0331		Ø 23,81	
	87-93		R	R	04-0332		Ø 23,81	
<b>Serie A 1/73-1/83</b>								
A0406	76-83		R		04-0247		Ø 17,46	
All models	73-83		R		04-0223		Ø 19,05	Exc. A0406
<b>Thames 1/61-1/65</b>								
5-7 CWT	61-65		F	L	04-0034		Ø 19,05	
	61-65		F	R	04-0036		Ø 19,05	

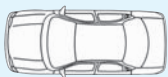


























		Spare Parts	F/R	L/R	METELLI ref.		DIMENSIONS mm.	NOTE
5-7 CWT	61-63		R		<b>04-0038</b>		Ø 19,05	Alu
	63-65		R		<b>04-0037</b>		Ø 17,78	Alu
<b>Tourneo (EBS) 1/94-1/97</b>								
2.0i Eng. NSF (85kW)	94-4/97		R		<b>04-0616</b>		Ø 22,20	
	94-4/97				<b>05-0270</b>		Ø 23,81	
2.5 D, TD Eng. 4GB/ D (55-62kW)	94-4/97		R		<b>04-0617</b>		Ø 20,64	
	94-4/97				<b>05-0270</b>		Ø 23,81	
<b>Tourneo Connect 9/02-</b>								
1.8 16v Eng. EYPA (85kW)	02-		R		<b>04-0937</b>	Ap	Ø 20,64	Alu, -ABS
1.8 Di Eng. BHPA (55kW)	02-		R		<b>04-0937</b>	Ap	Ø 20,64	Alu, -ABS
1.8 TDCi Eng. HCPA (66kW)	02-		R		<b>04-0937</b>	Ap	Ø 20,64	Alu, -ABS
<b>Transit Connect 9/02-</b>								
1.8 16v Eng. EYPA (85kW)	02-		R		<b>04-0937</b>	Ap	Ø 20,64	Alu, -ABS
1.8 Di Eng. BHPA (55kW)	02-		R		<b>04-0937</b>	Ap	Ø 20,64	Alu, -ABS
1.8 TDCi Eng. HCPA (66kW)	02-		R		<b>04-0937</b>	Ap	Ø 20,64	Alu, -ABS
<b>Transit I 4/55-4/67</b>								
1.5 K-40 (40kW)	-67		F	L	<b>04-0035</b>		Ø 20,32	12-17 cwt
	-67		F	L	<b>04-0242</b>		Ø 22,20	25-30 cwt
	-67		F	R	<b>04-0039</b>		Ø 20,32	12-17 cwt
	-67		F	R	<b>04-0241</b>		Ø 22,20	25-30 cwt
	-67		R		<b>04-0245</b>		Ø 15,87	25 cwt
	-67		R		<b>04-0425</b>		Ø 17,46	25 cwt
	-67		R		<b>04-0029</b>		Ø 19,05	
	-67		R		<b>04-0067</b>		Ø 20,32	HDB
<b>Transit II 1/65-9/78</b>								
1.5 Eng. EX (44kW)	73-76		F	L	<b>04-0165</b>	Ap	Ø 20,32	FT100 Chassis Cab, Parcel Van
	73-76		F	R	<b>04-0164</b>	Ap	Ø 20,32	FT100 Chassis Cab, Parcel Van
	74-76		R		<b>04-0167</b>	Ap	Ø 20,32	FT100 Parcel Van
	74-76		R		<b>04-0166</b>	Ap	Ø 20,32	FT100 Parcel Van, HDB
	74-76				<b>05-0132</b>	Ap	Ø 22,20	FT100 Parcel Van
1.6 Eng. EY (48kW)	75-76		F	L	<b>04-0165</b>	Ap	Ø 20,32	FT75, FT90 (w/HDB), FT115
	75-78		F	L	<b>04-0222</b>	Ap	Ø 22,20	FT125
	75-76		F	R	<b>04-0164</b>	Ap	Ø 20,32	FT75, FT90 (w/HDB), FT115
	75-78		F	R	<b>04-0221</b>	Ap	Ø 22,20	FT125
	76-78		R		<b>04-0167</b>	Ap	Ø 20,32	FT75, FT90 (w/HDB), FT115
	76-78		R		<b>04-0166</b>	Ap	Ø 20,32	FT75, FT90 (w/HDB), FT115, HDB
	75-78		R	L	<b>04-0561</b>	Ap	Ø 22,20	FT125
	75-78		R	R	<b>04-0562</b>	Ap	Ø 22,20	FT125
	75-76				<b>05-0133</b>	Ap	Ø 20,64	FT90 (w/HDB), FT75, FT115, +Servo
	76-78				<b>05-0132</b>	Ap	Ø 22,20	FT115, FT125
1.7 Eng. EY (48kW)	70-75		F	L	<b>04-0222</b>	Ap	Ø 22,20	FT125
	75-76		F	L	<b>04-0165</b>	Ap	Ø 20,32	FT75, FT90, FT115
	70-75		F	R	<b>04-0221</b>	Ap	Ø 22,20	FT125
	75-76		F	R	<b>04-0164</b>	Ap	Ø 20,32	FT75, FT90, FT115
	76-78		R		<b>04-0167</b>	Ap	Ø 20,32	FT75, FT90, FT115
	76-78		R		<b>04-0166</b>	Ap	Ø 20,32	FT75, FT90, FT115, HDB
	70-75				<b>05-0133</b>	Ap	Ø 20,64	FT75, FT90, FT115, FT125, +Servo
2.0 Eng. 4RC (43-55-57kW)	70-78		F	L	<b>04-0165</b>	Ap	Ø 20,32	FT75, FT90, FT115
	70-78		F	L	<b>04-0222</b>	Ap	Ø 22,20	FT125, FT150, FT175
	70-78		F	R	<b>04-0164</b>	Ap	Ø 20,32	FT75, FT90, FT115
	70-78		F	R	<b>04-0221</b>	Ap	Ø 22,20	FT125, FT150, FT175
	72-76		R		<b>04-0223</b>	Ap	Ø 19,05	FT150, FT175
	76-78		R		<b>04-0167</b>	Ap	Ø 20,32	FT75, FT90, FT115
	76-78		R		<b>04-0166</b>	Ap	Ø 20,32	FT75, FT90, FT115, HDB
	70-78		R	L	<b>04-0561</b>	Ap	Ø 22,20	FT125, FT175 (76-78) Parcel Van
	76-78		R	L	<b>04-0224</b>	Ap	Ø 23,81	FT150 (Exc. Parcel Van), FT175, FT190
	76-78		R	L	<b>04-0225</b>	Ap	Ø 23,81	FT150 (Exc. Parcel Van), FT175, FT190
	70-78		R	R	<b>04-0562</b>	Ap	Ø 22,20	FT125, FT175 (76-78) Parcel Van
	70-76				<b>05-0133</b>	Ap	Ø 20,64	FT75, FT90, FT115, FT150, FT175, FT125
	76-78				<b>05-0132</b>	Ap	Ø 22,20	FT90, FT115, FT125
	2.0 (V4) Eng. 4RC (43-55-57kW)		73-76		F	L	<b>04-0165</b>	Ap
76-78		F	L		<b>04-0222</b>	Ap	Ø 22,20	FT130
73-76		F	R		<b>04-0164</b>	Ap	Ø 20,32	FT100 Chassis Cab, Parcel Van
76-78		F	R		<b>04-0221</b>	Ap	Ø 22,20	FT130











			Spare Parts	F/R	L/R	METELLI ref.		DIMENSIONS mm.	NOTE
2.0 (V4) Eng. 4RC (43-55-57kW)	70-76		R			<b>04-0248</b>	Ap	Ø 15,87	FT130
	74-78		R			<b>04-0167</b>	Ap	Ø 20,32	FT100 Parcel Van
	74-78		R			<b>04-0166</b>	Ap	Ø 20,32	FT100 Parcel Van, HDB
	76-78		R	L		<b>04-0561</b>	Ap	Ø 22,20	FT130 Van Cab
	76-78		R	L		<b>04-0225</b>	Ap	Ø 23,81	FT130 Exc. Van Cab
	76-78		R	R		<b>04-0562</b>	Ap	Ø 22,20	FT130 Van Cab
	76-78		R	R		<b>04-0224</b>	Ap	Ø 23,81	FT130 Exc. Van Cab
	70-76					<b>05-0133</b>	Ap	Ø 20,64	FT130
	74-78					<b>05-0132</b>	Ap	Ø 22,20	FT100 Parcel Van
	2.4 D Eng. 4AA (46kW)	72-78		F	L		<b>04-0165</b>	Ap	Ø 20,32
72-78			F	L		<b>04-0222</b>	Ap	Ø 22,20	FT125, FT130, FT150, FT175
72-78			F	R		<b>04-0164</b>	Ap	Ø 20,32	FT75, FT90, FT115
72-78			F	R		<b>04-0221</b>	Ap	Ø 22,20	FT125, FT130, FT150, FT175
72-76			R			<b>04-0248</b>	Ap	Ø 15,87	FT130
72-76			R			<b>04-0223</b>	Ap	Ø 19,05	FT150, FT175
76-78			R			<b>04-0167</b>	Ap	Ø 20,32	FT75, FT90, FT115
76-78			R			<b>04-0166</b>	Ap	Ø 20,32	FT75, FT90, FT115, HDB
76-78			R	L		<b>04-0561</b>	Ap	Ø 22,20	FT125, FT130 Van Cab, FT175 Parcel Van
76-78			R	L		<b>04-0225</b>	Ap	Ø 23,81	FT130 Exc. Van Cab, FT150 Exc. Parcel Van, FT175, FT190
76-78			R	R		<b>04-0562</b>	Ap	Ø 22,20	FT125, FT130 Van Cab, FT175 Parcel Van
76-78			R	R		<b>04-0224</b>	Ap	Ø 23,81	FT130 Exc. Van Cab, FT150 Exc. Parcel Van, FT175, FT190
72-76						<b>05-0133</b>	Ap	Ø 20,64	FT75, FT90, FT115, FT130, FT150, FT175, +Servo
76-78						<b>05-0132</b>	Ap	Ø 22,20	FT90, FT115, FT125
<b>Transit III (V) 11/77-10/86</b>									
1.6 Eng. 4RB (48kW)	77-86		F	L		<b>04-0165</b>	Ap	Ø 20,32	FT80
	77-86		F	R		<b>04-0164</b>	Ap	Ø 20,32	FT80
	77-86		R			<b>04-0237</b>	Ap	Ø 19,05	Front Drum Brake, FT80 +Short Bleed Screw
	77-86		R			<b>04-0167</b>	Ap	Ø 20,32	Front Disc Brake, FT80, FT100, FT120
	77-86					<b>05-0133</b>	Ap	Ø 20,64	FT80
	77-86					<b>05-0132</b>	Ap	Ø 22,20	FT100, FT120
2.0 Eng. 4RC (43-55-57kW)	77-86		F	L		<b>04-0165</b>	Ap	Ø 20,32	FT80
	77-86		F	L		<b>04-0222</b>	Ap	Ø 22,20	FT130
	77-86		F	R		<b>04-0164</b>	Ap	Ø 20,32	FT80
	77-86		F	R		<b>04-0221</b>	Ap	Ø 22,20	FT130
	77-86		R			<b>04-0237</b>	Ap	Ø 19,05	Front Drum Brake, FT80 +Short Bleed Screw
	77-86		R			<b>04-0167</b>	Ap	Ø 20,32	Front Disc Brake, FT 80, FT100, FT120
	77-86		R	L		<b>04-0561</b>	Ap	Ø 22,20	FT130 Van Cab, FT160
	77-86		R	L		<b>04-0225</b>	Ap	Ø 23,81	FT130 Exc. Van Cab, FT160, FT175, FT190
	77-86		R	R		<b>04-0562</b>	Ap	Ø 22,20	FT130 Van Cab, FT160
	77-86		R	R		<b>04-0224</b>	Ap	Ø 23,81	FT130 Exc. Van Cab, FT160, FT175, FT190
	77-86					<b>05-0133</b>	Ap	Ø 20,64	FT80
	77-86					<b>05-0132</b>	Ap	Ø 22,20	FT100, FT120
77-86					<b>05-0167</b>	Bdx	Ø 22,00	FT130	
2.4 D Eng. 4AA (46kW)	77-86		F	L		<b>04-0165</b>	Ap	Ø 20,32	FT80
	77-86		F	L		<b>04-0222</b>	Ap	Ø 22,20	FT130
	77-86		F	R		<b>04-0164</b>	Ap	Ø 20,32	FT80
	77-86		F	R		<b>04-0221</b>	Ap	Ø 22,20	FT130
	77-86		R			<b>04-0237</b>	Ap	Ø 19,05	Front Drum Brake, FT80 +Short Bleed Screw
	77-86		R			<b>04-0167</b>	Ap	Ø 20,32	Front Disc Brake, FT80, FT100, FT120
	77-86		R	L		<b>04-0561</b>	Ap	Ø 22,20	FT130 Van Cab, FT160, FT175
	77-86		R	L		<b>04-0225</b>	Ap	Ø 23,81	FT130 Exc. Van Cab, FT160, FT175, FT190
	77-86		R	R		<b>04-0562</b>	Ap	Ø 22,20	FT130 Van Cab, FT160, FT175
	77-86		R	R		<b>04-0224</b>	Ap	Ø 23,81	FT130 Exc. Van Cab, FT160, FT175, FT190
	77-86					<b>05-0133</b>	Ap	Ø 20,64	FT80
	77-86					<b>05-0132</b>	Ap	Ø 22,20	FT100, FT120
	77-86					<b>05-0167</b>	Bdx	Ø 22,00	FT130, FT190
	2.5 D Eng. 4AB/ 4BA/ 4CA (50kW)	83-86		F	L		<b>04-0165</b>	Ap	Ø 20,32
83-86			F	L		<b>04-0222</b>	Ap	Ø 22,20	FT130
83-86			F	R		<b>04-0164</b>	Ap	Ø 20,32	FT80
83-86			F	R		<b>04-0221</b>	Ap	Ø 22,20	FT130
83-86			R			<b>04-0237</b>	Ap	Ø 19,05	Front Drum Brake, FT80 +Short Bleed Screw
83-86			R			<b>04-0167</b>	Ap	Ø 20,32	Front Disc Brake, FT80, FT100
















			F/R	L/R	METELLI ref.		DIMENSIONS mm.	NOTE
2.5 D Eng. 4AB/ 4BA/ 4CA (50kW)	83-86		R	L	04-0561	Ap	Ø 22,20	FT130 Van Cab, FT160
	83-86		R	L	04-0225	Ap	Ø 23,81	FT130 Exc. Van Cab, FT160, FT190
	83-86		R	R	04-0562	Ap	Ø 22,20	FT130 Van Cab, FT160
	83-86		R	R	04-0224	Ap	Ø 23,81	FT130 Exc. Van Cab, FT160, FT190
	83-86				05-0133	Ap	Ø 20,64	FT80
	83-86				05-0167	Bdx	Ø 22,00	FT130, FT190
<b>Transit IV (T) 11/85-9/92</b>								
1.6 Eng. LAT (46kW)	85-89		R		04-0327	Ap	Ø 20,33	FT100, FT80
	85-89				05-0170	Bdx	Ø 22,00	(<->), FT100, FT80
	85-89				05-0173	Bdx	Ø 22,00	(x), FT100, FT80
	85-89				05-0171	Bdx	Ø 23,81	(<->), FT100, FT80
	85-89				05-0172	Bdx	Ø 23,81	(x), FT100, FT80
2.0, Kat., 16v Eng. N6T/ NAT/ V (57kW)	85-92		R		04-0327	Ap	Ø 20,33	FT100, FT120, FT80
	85-92		R		04-0328	Ap	Ø 22,20	FT120 Bus,
	85-92		R	L	04-0335	Ap	Ø 20,33	FT130, -Servo
	85-92		R	L	04-0329	Ap	Ø 22,20	FT100L
	85-92		R	L	04-0561	Ap	Ø 22,20	FT130, +Servo
	85-92		R	L	04-0225	Ap	Ø 23,81	FT130, FT190, +Servo
	85-92		R	L	04-0331	Ap	Ø 23,81	FT160,130,100L
	85-92		R	L	04-0333	Ap	Ø 25,40	FT160 (9p), FT190
	85-92		R	R	04-0336	Ap	Ø 20,33	FT130, -Servo
	85-92		R	R	04-0330	Ap	Ø 22,20	FT100L
	85-92		R	R	04-0562	Ap	Ø 22,20	FT130, +Servo
	85-92		R	R	04-0224	Ap	Ø 23,81	FT130, FT190, +Servo
	85-92		R	R	04-0332	Ap	Ø 23,81	FT160,130,100L
	85-92		R	R	04-0334	Ap	Ø 25,40	FT160 (9p), FT190
	85-92				05-0170	Bdx	Ø 22,00	(<->), FT100, FT80
	85-92				05-0173	Bdx	Ø 22,00	(x), FT100, FT80
	85-92				05-0168	Bdx	Ø 22,00	(x), FT100L, FT120
85-92				05-0171	Bdx	Ø 23,81	(<->), FT100, FT130 CFi, FT80	
85-92				05-0172	Bdx	Ø 23,81	(x), FT100, FT80	
85-92				05-0169	Bdx	Ø 23,81	FT100L, FT130 (Exc. CFi), FT190	
2.5 D Eng. 4AB/ 4BA/ 4CA (50-52kW)	85-92		R		04-0328	Ap	Ø 22,20	FT120 Bus,
	85-92		R	L	04-0335	Ap	Ø 20,33	FT130
	85-92		R	L	04-0329	Ap	Ø 22,20	FT100L
	85-92		R	L	04-0561	Ap	Ø 22,20	FT130
	85-92		R	L	04-0331	Ap	Ø 23,81	FT130
	85-92		R	L	04-0225	Ap	Ø 23,81	FT130, FT190, +Servo
	85-92		R	L	04-0331	Ap	Ø 23,81	Exc. Sweden/Switzerland/Germany/Denmark/Austria, FT100L,FT160
	85-92		R	L	04-0333	Ap	Ø 25,40	FT160 (9p), FT190
	85-89		R	R	04-0332	Ap	Ø 23,81	FT130
	85-92		R	R	04-0330	Ap	Ø 22,20	FT100L
	85-92		R	R	04-0562	Ap	Ø 22,20	FT130
	85-92		R	R	04-0224	Ap	Ø 23,81	FT130, FT190, +Servo
	85-92		R	R	04-0332	Ap	Ø 23,81	Exc. Sweden/Switzerland/Germany/Denmark/Austria, FT100L,FT160, 5/8p
	85-92		R	R	04-0334	Ap	Ø 25,40	FT160 (9p), FT190
	89-92		R	R	04-0336	Ap	Ø 20,33	FT130
	85-92				05-0168	Bdx	Ø 22,00	(x), FT80
	85-92				05-0169	Bdx	Ø 23,81	FT130
85-92				05-0270	Bdx	Ø 23,81	FT80	
2.5 TD Eng. D25 (58kW)	88-92		R		04-0328	Ap	Ø 22,20	FT120 Bus,
	88-89		R	L	04-0331	Ap	Ø 23,81	FT130,FT160
	88-92		R	L	04-0335	Ap	Ø 20,33	FT130
	88-92		R	L	04-0561	Ap	Ø 22,20	FT130, +Servo
	88-92		R	L	04-0562	Ap	Ø 22,20	FT130, +Servo
	88-92		R	L	04-0224	Ap	Ø 23,81	FT130, FT190, +Servo
	88-92		R	L	04-0225	Ap	Ø 23,81	FT130, FT190, +Servo
	88-92		R	L	04-0333	Ap	Ø 25,40	FT160 (9p), FT190
	86-89		R	R	04-0332	Ap	Ø 23,81	FT130,FT160
	88-92		R	R	04-0334	Ap	Ø 25,40	FT160 (9p), FT190
	89-92		R	R	04-0336	Ap	Ø 20,33	FT130
	88-92				05-0170	Bdx	Ø 22,00	(<->), FT100, FT80

			Spare Parts	F/R	L/R	METELLI ref.		DIMENSIONS mm.	NOTE
2.5 TD Eng. D25 (58kW)						05-0173	Bdx	Ø 22,00	(x), FT100, FT80
						05-0171	Bdx	Ø 23,81	(<->), FT100, FT130, FT80
						05-0172	Bdx	Ø 23,81	(x), FT100, FT80
<b>Transit V (E1) 1/91-9/94</b>									
2.0 Eng. NBA (66kW)				R		04-0617	Bdx	Ø 20,64	FT130, FT150
				R		04-0616	Bdx	Ø 22,20	FT80, FT100, FT120
				R		04-0618	Bdx	Ø 25,40	FT190
						05-0270	Bdx	Ø 23,81	FT80, FT100, FT120, FT150, FT190
2.0 i Eng. NCA (72kW)				R		04-0617	Bdx	Ø 20,64	FT120, FT130, FT150
				R		04-0616	Bdx	Ø 22,20	FT80, FT100, L
				R		04-0618	Bdx	Ø 25,40	FT190
						05-0270	Bdx	Ø 23,81	FT80, FT100, FT120, FT130, FT150
2.5 Di Eng. 4DA (59kW)				R		04-0617	Bdx	Ø 20,64	FT100L, FT130
				R		04-0616	Bdx	Ø 22,20	FT100
						05-0270	Bdx	Ø 23,81	FT100
2.5 Di Eng. 4FA/ B/ C/ D (51kW)				R		04-0617	Bdx	Ø 20,64	FT80, FT100L, FT130, FT150
				R		04-0616	Bdx	Ø 22,20	FT100
				R		04-0618	Bdx	Ø 25,40	FT190
						05-0270	Bdx	Ø 23,81	FT80, FT100, FT130, FT150, FT190
2.5 TD Eng. 4EA (74kW)				R		04-0617	Bdx	Ø 20,64	FT120, FT130, FT150
				R		04-0618	Bdx	Ø 25,40	FT190
						05-0270	Bdx	Ø 23,81	FT120, FT130, FT150
2.5 TD Eng. 4GA/ B/ C/ D/ E/ F (63kW)				R		04-0617	Bdx	Ø 20,64	FT80, FT120, FT130, FT150
				R		04-0616	Bdx	Ø 22,20	FT100
				R		04-0618	Bdx	Ø 25,40	FT190
						05-0270	Bdx	Ø 23,81	FT80, FT100, FT120
2.9 i Eng. BRT (107kW)				R		04-0618	Bdx	Ø 25,40	FT190
						05-0270	Bdx	Ø 23,81	FT150
<b>Transit VI (E2) 7/94-6/00</b>									
2.0, CNG Eng. NSF/ G/ H/ D (84kW)						05-0635	Bosch	Ø 23,81	Alu, +ABS
						05-0486	Bosch	Ø 23,81	Alu, -ABS
2.5 Di Eng. 4ED (85kW)	5/97-3/00					05-0635	Bosch	Ø 23,81	Alu, +ABS
						05-0486	Bosch	Ø 23,81	Alu, -ABS
2.5 Di Eng. 4FA/ B/ C/ D (51kW)				R		04-0617	Bdx	Ø 20,64	FT80, FT100, L, FT130, FT150
				R		04-0618	Bdx	Ø 25,40	FT190
						05-0270	Bdx	Ø 23,81	FT80, FT100, FT130, FT150, FT190
						05-0635	Bosch	Ø 23,81	Alu, +ABS
						05-0486	Bosch	Ø 23,81	Alu, -ABS
2.5 Di Eng. 4HB/ C (56kW)				R		04-0617	Bdx	Ø 20,64	FT100
						05-0635	Bosch	Ø 23,81	Alu, +ABS
						05-0486	Bosch	Ø 23,81	Alu, -ABS
2.5 TD Eng. 4EB/ C (74kW)				R		04-0617	Bdx	Ø 20,64	FT120, FT130, FT150
				R		04-0618	Bdx	Ø 25,40	FT190
						05-0270	Bdx	Ø 23,81	FT120, FT130, FT150
						05-0635	Bosch	Ø 23,81	Alu, +ABS
						05-0486	Bosch	Ø 23,81	Alu, -ABS
2.5 TD Eng. 4GA/ B/ C/ D/ E/ F (63kW)				R		04-0617	Bdx	Ø 20,64	FT80, FT100, FT120, FT130, FT150
				R		04-0618	Bdx	Ø 25,40	FT190
						05-0270	Bdx	Ø 23,81	FT120, FT130, FT150
						05-0635	Bosch	Ø 23,81	Alu, +ABS
						05-0486	Bosch	Ø 23,81	Alu, -ABS
2.5 TD Eng. 4HA/ D (55kW)				R		04-0617	Bdx	Ø 20,64	FT100L, FT130
						05-0635	Bosch	Ø 23,81	Alu, +ABS
						05-0486	Bosch	Ø 23,81	Alu, -ABS
<b>Transit VII (FA, FD, FM) 1/00-3/06</b>									
2.0 Di Eng. ABFA (74kW)				R		04-0618	Bdx	Ø 25,40	
						05-0642	Bosch	Ø 25,40	Alu, +ABS
						05-0641	Bosch	Ø 25,40	Alu, -ABS
2.0 Di Eng. D3FA (55kW)				R		04-0618	Bdx	Ø 25,40	
						05-0642	Bosch	Ø 25,40	Alu, +ABS
						05-0641	Bosch	Ø 25,40	Alu, -ABS
2.0 Di Eng. F3FA (63kW)				R		04-0618	Bdx	Ø 25,40	
						05-0642	Bosch	Ø 25,40	Alu, +ABS
						05-0641	Bosch	Ø 25,40	Alu, -ABS




		Spare Parts	F/R	L/R	METELLI ref.		DIMENSIONS mm.	NOTE
2.0 TDCi Eng. F1FA (92kW)	02-		R		<b>04-0618</b>	Bdx	Ø 25,40	
	02-06				<b>05-0642</b>	Bosch	Ø 25,40	Alu, +ABS
	02-06				<b>05-0641</b>	Bosch	Ø 25,40	Alu, -ABS
2.3 16v Eng. E5FA (107kW)	01-		R		<b>04-0618</b>	Bdx	Ø 25,40	
	01-06				<b>05-0642</b>	Bosch	Ø 25,40	Alu, +ABS
	01-06				<b>05-0641</b>	Bosch	Ø 25,40	Alu, -ABS
2.4 Di Eng. D2FA/ E (66kW)	00-		R		<b>04-0618</b>	Bdx	Ø 25,40	
	00-06				<b>05-0642</b>	Bosch	Ø 25,40	Alu, +ABS
	00-06				<b>05-0641</b>	Bosch	Ø 25,40	Alu, -ABS
2.4 Di Eng. D4FA (88kW)	00-		R		<b>04-0618</b>	Bdx	Ø 25,40	
	00-06				<b>05-0642</b>	Bosch	Ø 25,40	Alu, +ABS
	00-06				<b>05-0641</b>	Bosch	Ø 25,40	Alu, -ABS
2.4 Di Eng. F4FA (55kW)	00-		R		<b>04-0618</b>	Bdx	Ø 25,40	
	00-06				<b>05-0642</b>	Bosch	Ø 25,40	Alu, +ABS
	00-06				<b>05-0641</b>	Bosch	Ø 25,40	Alu, -ABS
2.4 TDCi Eng. H9FA (101kW)	04-		R		<b>04-0618</b>	Bdx	Ø 25,40	
	04-06				<b>05-0642</b>	Bosch	Ø 25,40	Alu, +ABS
	04-06				<b>05-0641</b>	Bosch	Ø 25,40	Alu, -ABS
2.4 TDE Eng. D0FA (92kW)	01-		R		<b>04-0618</b>	Bdx	Ø 25,40	
	01-06				<b>05-0642</b>	Bosch	Ø 25,40	Alu, +ABS
	01-06				<b>05-0641</b>	Bosch	Ø 25,40	Alu, -ABS
2.4 TDE Eng. FXFA (85kW)	04-		R		<b>04-0618</b>	Bdx	Ø 25,40	
	04-06				<b>05-0642</b>	Bosch	Ø 25,40	Alu, +ABS
	04-06				<b>05-0641</b>	Bosch	Ø 25,40	Alu, -ABS
<b>Transit VIII 7/06-</b>								
2.2 TDCi Eng. P8FA (63kW)	06-				<b>05-0754</b>	Bosch	Ø 25,40	Alu, +ABS
2.2 TDCi Eng. QVFA (81kW)	06-				<b>05-0754</b>	Bosch	Ø 25,40	Alu, +ABS
2.2 TDCi Eng. QWFA (96kW)	06-				<b>05-0754</b>	Bosch	Ø 25,40	Alu, +ABS
2.3 16v Eng. GZFA (107kW)	06-				<b>05-0754</b>	Bosch	Ø 25,40	Alu, +ABS
2.4 TDCi Eng. H9FB (103kW)	06-				<b>05-0754</b>	Bosch	Ø 25,40	Alu, +ABS
2.4 TDCi Eng. JXFA (85kW)	06-				<b>05-0754</b>	Bosch	Ø 25,40	Alu, +ABS
2.4 TDCi Eng. PHFA (74kW)	06-				<b>05-0754</b>	Bosch	Ø 25,40	Alu, +ABS
3.2 TDCi Eng. SAFA (147kW)	07-				<b>05-0754</b>	Bosch	Ø 25,40	Alu, +ABS

FORD USA



<b>Cougar</b>								
All models	85-89		R	L	<b>04-0734</b>		Ø 19,05	
	85-89		R	R	<b>04-0735</b>		Ø 19,05	
<b>Custom</b>								
All models	69-72		R	L	<b>04-0289</b>		Ø 23,81	Exc. Police
	69-72		R	R	<b>04-0290</b>		Ø 23,81	Exc. Police
<b>Elite</b>								
All models	1/76-12/76		R	L	<b>04-0289</b>		Ø 23,81	Exc. Police
	1/76-12/76		R	R	<b>04-0290</b>		Ø 23,81	Exc. Police
<b>Escort, SW</b>								
1.8	91-96		R		<b>04-0513</b>		Ø 17,46	
All models	81-90		R	L	<b>04-0273</b>		Ø 20,64	
	83-84		R	L	<b>04-0275</b>		Ø 20,20	
	81-90		R	R	<b>04-0274</b>		Ø 20,64	
	83-84		R	R	<b>04-0276</b>		Ø 20,20	
<b>Fairlane</b>								
All models	63-76		R	L	<b>04-0289</b>		Ø 23,81	
	66-69		R	L	<b>04-0288</b>		Ø 22,20	Exc. SW
	63-76		R	R	<b>04-0290</b>		Ø 23,81	
	66-69		R	R	<b>04-0287</b>		Ø 22,20	Exc. SW
<b>Falcon</b>								
All models	69-70		R	L	<b>04-0288</b>		Ø 22,20	8 Cyl.
	69-70		R	L	<b>04-0289</b>		Ø 23,81	SW
	69-70		R	R	<b>04-0287</b>		Ø 22,20	8 Cyl.
	69-70		R	R	<b>04-0290</b>		Ø 23,81	SW
<b>Granada</b>								
All models	75-80		R	L	<b>04-0289</b>		Ø 23,81	
	75-80		R	R	<b>04-0290</b>		Ø 23,81	10Inch Brake

			F/R	L/R	METELLI ref.		DIMENSIONS mm.	NOTE
<b>LTD</b>								
All models	77-79		R	L	04-0289		Ø 23,81	
	77-79		R	R	04-0290		Ø 23,81	
<b>Maverick</b>								
All models	74-75		R	L	04-0288		Ø 22,20	8 Cyl.
	76-77		R	L	04-0289		Ø 23,81	
	74-75		R	R	04-0287		Ø 22,20	8 Cyl.
	76-77		R	R	04-0290		Ø 23,81	
<b>Mustang I - II</b>								
All models	80-93		R		04-0271		Ø 19,05	9Inch Brake
	70-73		R	L	04-0288		Ø 22,20	6-8 Cyl.
	70-73		R	R	04-0287		Ø 22,20	6-8 Cyl.
<b>Probe I 8/88-7/93</b>								
2.2 (82kW)	89-97		R		04-0464		Ø 17,46	Exc. Turbo
3.0 V6 (100LAC) (104kW)	89-97		R		04-0464		Ø 17,46	Exc. Turbo
<b>Probe II (ECP) 10/93-3/98</b>								
2.0	89-97		R		04-0464		Ø 17,46	Exc. Turbo
2.0 16v Eng. FS/ JH20 (85kW)	89-97		R		04-0464		Ø 17,46	Exc. Turbo
2.5 V6 24v Eng. KL (119-120kW)	89-97		R		04-0464		Ø 17,46	Exc. Turbo
<b>Taurus</b>								
All models	86-92		R		04-0539		Ø 19,05	
	92-00		R		04-0833		Ø 25,40	
<b>Tempo</b>								
All models	84-94		R	L	04-0275		Ø 20,20	
	84-94		R	R	04-0276		Ø 20,20	
<b>Thunderbird</b>								
All models	80-82		R		04-0272		Ø 20,64	
	83-86		R		04-0271		Ø 19,05	9Inch Brake
	88-97		R		04-0833		Ø 25,40	9Inch Brake
	68-79		R	L	04-0289		Ø 23,81	
	72-76		R	L	04-0736		Ø 25,40	
	68-79		R	R	04-0290		Ø 23,81	
	72-76		R	R	04-0737		Ø 25,40	9Inch Brake
<b>Torino - Gran Torino</b>								
All models	72-73		R	L	04-0289		Ø 23,81	8 Cyl.
	72-76		R	L	04-0736		Ø 25,40	SW, 11Inch Brake
	72-79		R	L	04-0535		Ø 25,40	8 Cyl.
	72-73		R	R	04-0290		Ø 23,81	8 Cyl.
	72-76		R	R	04-0737		Ø 25,40	SW, 11Inch Brake
	72-79		R	R	04-0536		Ø 25,40	8 Cyl.
<b>Windstar</b>								
All models	95-00		R		04-0833		Ø 25,40	

## FORD USA LINCOLN

<b>Continental</b>								
All models	80-81		R		04-0524		Ø 25,40	
	70-73		R	L	04-0289		Ø 23,81	
	70-73		R	R	04-0290		Ø 23,81	
<b>Mark III, IV, V, VI, VII, VIII</b>								
All models	80-83		R		04-0524		Ø 25,40	
	69-71		R	L	04-0289		Ø 23,81	
	72-74		R	L	04-0535		Ø 25,40	
	69-71		R	R	04-0290		Ø 23,81	
	72-74		R	R	04-0536		Ø 25,40	
<b>Town Car</b>								
All models	82-91		R		04-0524		Ø 25,40	

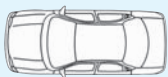





















## FORD USA MERCURY




<b>Capri</b>								
All models	1/79-12/79		R		04-0272		Ø 20,64	
	80-86		R		04-0271		Ø 19,05	
<b>Comet - Cyclone</b>								
All models	74-75		R	L	04-0287		Ø 22,20	
	76-77		R	L	04-0289		Ø 23,81	

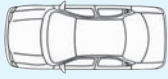












			Spare Parts	F/R	L/R	METELLI ref.		DIMENSIONS mm.	NOTE
All models	74-75			R	R	04-0288		Ø 22,20	
	76-77			R	R	04-0290		Ø 23,81	
<b>Cougar</b>									
All models	80-82			R		04-0272		Ø 20,64	9Inch Brake
	83-87			R		04-0271		Ø 19,05	9Inch Brake
	88-97			R		04-0833		Ø 25,40	9Inch Brake
	67-70			R	L	04-0287		Ø 22,20	
	77-79			R	L	04-0289		Ø 23,81	
	85-89			R	L	04-0734		Ø 19,05	
	67-70			R	R	04-0288		Ø 22,20	
	77-79			R	R	04-0290		Ø 23,81	
	85-89			R	R	04-0735		Ø 19,05	
<b>Linx</b>									
All models	81-87			R	L	04-0273		Ø 20,64	Exc. SW
	83-84			R	L	04-0275		Ø 20,20	SW
	81-87			R	R	04-0274		Ø 20,64	Exc. SW
	83-84			R	R	04-0276		Ø 20,20	SW
<b>LN7</b>									
All models	82-83			R	L	04-0273		Ø 20,64	
	82-83			R	R	04-0274		Ø 20,64	
<b>Marquis</b>									
All models	83-86			R		04-0272		Ø 20,64	Exc. SW
<b>Merkur Xr4 Ti</b>									
All models	85-89			R		04-0356		Ø 22,20	
<b>Monarch</b>									
All models	75-80			R	L	04-0289		Ø 23,81	
	75-80			R	R	04-0290		Ø 23,81	
<b>Montego</b>									
All models	68-69			R	L	04-0287		Ø 22,20	Eng. 390
	72-76			R	L	04-0289		Ø 23,81	Exc. SW
	72-76			R	L	04-0736		Ø 25,40	Exc. Police
	68-69			R	R	04-0288		Ø 22,20	Eng. 390
	72-76			R	R	04-0290		Ø 23,81	Exc. SW
	72-76			R	R	04-0737		Ø 25,40	Exc. Police
<b>Sable</b>									
All models	86-92			R		04-0539		Ø 19,05	
	92-00			R		04-0833		Ø 25,40	
<b>Topaz</b>									
All models	84-94			R	L	04-0275		Ø 20,20	
	84-94			R	R	04-0276		Ø 20,20	
<b>Tracer</b>									
1.6 (61kW)	87-89			R		04-0325		Ø 17,46	Exc. SW
	87-89			R		04-0388		Ø 17,46	SW
1.9 (66kW)	91-96			R		04-0513		Ø 17,46	
<b>Villanger</b>									
All models	93-00			R		04-0833		Ø 25,40	
<b>XR7</b>									
All models	80-82			R		04-0272		Ø 20,64	9Inch Brake
	83-87			R		04-0271		Ø 19,05	9Inch Brake
	67-70			R	L	04-0287		Ø 22,20	
	77-79			R	L	04-0289		Ø 23,81	
	67-70			R	R	04-0288		Ø 22,20	
	77-79			R	R	04-0290		Ø 23,81	
<b>Zephyr</b>									
All models	78-83			R		04-0272		Ø 20,64	9Inch Brake

FORD USA TRUCK







<b>1 Ton</b>									
All models	67-76			R	L	04-0289		Ø 23,81	
	68-92			R	L	04-0535		Ø 25,40	
	67-76			R	R	04-0290		Ø 23,81	
	68-92			R	R	04-0536		Ø 25,40	
<b>3/4 Ton</b>									
All models	66-84			R	L	04-0289		Ø 23,81	

		Spare Parts	F/R	L/R	METELLI ref.		DIMENSIONS mm.	NOTE
All models	66-84		R	R	04-0290		Ø 23,81	
<b>Aerostar Van</b>								
All models	86-89		R		04-0726		Ø 19,05	9Inch Brake
	86-89		R		04-0540		Ø 20,64	10Inch Brake
	89-93		R		04-0838		Ø 22,20	10Inch Brake
<b>Bronco I</b>								
All models	76-96		R	L	04-0289		Ø 23,81	1/2 Ton
	76-96		R	R	04-0290		Ø 23,81	1/2 Ton
<b>Bronco II</b>								
All models	1/83-12/89		R		04-0726		Ø 19,05	
	1/84-12/90		R		04-0727		Ø 20,64	
<b>E150</b>								
All models	97-00		R	L	04-0736		Ø 25,40	1Inch Cylinder Bore
	97-00		R	R	04-0737		Ø 25,40	1Inch Cylinder Bore
<b>E250</b>								
All models	85-00		R	L	04-0736		Ø 25,40	12Inch Brake
	85-00		R	R	04-0737		Ø 25,40	12Inch Brake
<b>Explorer</b>								
All models	91-94		R		04-0838		Ø 22,20	
<b>F 100 - 150 - 200</b>								
All models	48-00		R	L	04-0736		Ø 25,40	12Inch Brake
	48-00		R	R	04-0737		Ø 25,40	12Inch Brake
<b>F 250</b>								
All models	48-00		R	L	04-0736		Ø 25,40	12Inch Brake
	66-84		R	L	04-0289		Ø 23,81	3/4 Ton
	48-00		R	R	04-0737		Ø 25,40	12Inch Brake
	66-84		R	R	04-0290		Ø 23,81	3/4 Ton
<b>Ranchero</b>								
All models	63-12/79		R	L	04-0289		Ø 23,81	8 Cyl.
	72-78		R	L	04-0535		Ø 25,40	
	72-78		R	L	04-0736		Ø 25,40	
	63-12/79		R	R	04-0290		Ø 23,81	8 Cyl.
	72-78		R	R	04-0536		Ø 25,40	
	72-78		R	R	04-0737		Ø 25,40	
<b>Ranger</b>								
All models	1/83-12/97		R		04-0726		Ø 19,05	9Inch Brake
	1/84-12/94		R		04-0727		Ø 20,64	9Inch Brake
	87-94		R		04-0540		Ø 20,64	
<b>Serie E</b>								
E100/150	84-96		R	L	04-0289		Ø 23,81	1/2 Ton
	84-96		R	R	04-0290		Ø 23,81	1/2 Ton
E200/250	81-96		R	L	04-0535		Ø 25,40	3/4 Ton
	81-96		R	R	04-0536		Ø 25,40	3/4 Ton
E300/350	69-74		R	L	04-0288		Ø 22,20	1 Ton
	80-92		R	L	04-0535		Ø 25,40	1 Ton
	69-74		R	R	04-0287		Ø 22,20	1 Ton
	80-92		R	R	04-0536		Ø 25,40	1 Ton
F100/150	84-96		R	L	04-0289		Ø 23,81	1/2 Ton
	84-96		R	R	04-0290		Ø 23,81	1/2 Ton
F200/250	76-79		R	L	04-0535		Ø 25,40	3/4 Ton
	76-79		R	R	04-0536		Ø 25,40	3/4 Ton
F350	77-92		R	L	04-0535		Ø 25,40	1 Ton
	77-92		R	R	04-0536		Ø 25,40	1 Ton
P100	61-67		R	L	04-0288		Ø 22,20	
	61-67		R	R	04-0287		Ø 22,20	
<b>Serie P</b>								
P350	68-76		R	L	04-0289		Ø 23,81	1 Ton
	68-76		R	R	04-0290		Ø 23,81	1 Ton

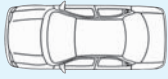














<b>125P, SW 10/67-8/92</b>								
1.3 Eng. 116C076 (47kW)	81-82				05-0063		Ø 19,05	
	81-82				09-0001		Ø	Alu
	75-90				54-0005G		Ø 19,05	

			Spare Parts	F/R	L/R	METELLI ref.		DIMENSIONS mm.	NOTE	
1.3 Eng. 116C076 (47kW)						54-0005		Ø 19,05	Alu	
						55-0010G		Ø 19,05		
						55-0010		Ø 19,05	Alu	
1.5 Eng. AA (55kW)						05-0063		Ø 19,05		
						09-0001		Ø		Alu
						54-0005G		Ø 19,05		Alu
						54-0005		Ø 19,05		
						55-0010G		Ø 19,05		
						55-0010		Ø 19,05	Alu	
<b>126P 7/72-9/00</b>										
0.6 (17kW)					F	04-0005		Ø 23,81		
						04-0006		Ø 15,72		
						05-0005		Ø 19,05		
0.6 (22kW)					F	04-0050		Ø 23,81		
						04-0005		Ø 23,81		
						04-0072		Ø 19,05		
						R		04-0006	Ø 15,72	
								05-0021	Ø 19,05	
								05-0005	Ø 19,05	
650 (18kW)					F	04-0050		Ø 23,81		
						04-0072		Ø 19,05		
						05-0021		Ø 19,05		
<b>127P 10/69-10/76</b>										
0.9 (33kW)					R	04-0072		Ø 19,05		
						05-0008		Ø 19,05		
						54-0005G		Ø 19,05		
						54-0005		Ø 19,05		Alu
<b>132P 1/74-9/78</b>										
1.6 (72kW)						54-0005G		Ø 19,05		
						54-0005		Ø 19,05		Alu
1.8 (79kW)						54-0005G		Ø 19,05		
						54-0005		Ø 19,05		Alu
<b>Polonez I 10/77-12/91</b>										
1.5 Eng. AB (60kW)						05-0063		Ø 19,05		
1.6 Eng. CB (64kW)						05-0063		Ø 19,05		











## GENERAL MOTORS (USA) BUICK

<b>Buick</b>											
All models					R	04-0291		Ø 23,81	Exc. SW		
						04-0292		Ø 25,40	SW, RWD		
						04-0518		Ø 22,00	FWD		
<b>Century</b>											
All models					R	04-0284		Ø 15,87			
						04-0518		Ø 22,00		FWD	
						04-0291		Ø 23,81			
						04-0229		Ø 19,05			
						04-0528		Ø 19,05			
						04-0749		Ø 17,46			Exc. SW
						04-0543		Ø 19,05			SW, HDB
						04-0741		Ø 20,64			SW, FR
						04-0720		Ø 22,20			
<b>Electra</b>											
All models					R	04-0292		Ø 25,40			
						04-0291		Ø 23,81			
						04-0528		Ø 19,05			
						04-0720		Ø 22,20			
<b>Estate Wagon</b>											
All models					R	04-0518		Ø 22,00	FWD		
						04-0291		Ø 23,81			
						04-0292		Ø 25,40			
<b>Gransport</b>											
All models					R	04-0730		Ø 23,81			
<b>Le Sabre</b>											
All models					R	04-0518		Ø 22,00	FWD		


















			Spare Parts	F/R	L/R	METELLI ref.		DIMENSIONS mm.	NOTE
All models	71-85			R		04-0291		Ø 23,81	
	71-89			R		04-0292		Ø 25,40	
	86-99			R		04-0720		Ø 22,20	
<b>Park Avenue</b>									
All models	1/91-12/96			R		04-0518		Ø 22,00	FWD
	71-85			R		04-0291		Ø 23,81	
	71-89			R		04-0292		Ø 25,40	
	87-97			R		04-0720		Ø 22,20	
	91-93			R		04-0832		Ø 23,81	
<b>Regal</b>									
All models	74-77			R		04-0291		Ø 23,81	SW
	78-87			R		04-0229		Ø 19,05	
<b>Riviera</b>									
All models	71-78			R		04-0292		Ø 25,40	
	79-85			R		04-0731		Ø 19,05	
<b>Saturn L</b>									
All models				R		04-0760		Ø 20,64	Alu
<b>Skyhawk I</b>									
All models	82-86			R		04-0228		Ø 17,46	SW
	82-87			R		04-0284		Ø 15,87	Exc. SW
	85-87			R		04-0749		Ø 17,46	Second Design, SW
<b>Skyhawk II</b>									
All models	87-89			R		04-0541		Ø 15,80	
<b>Skyhawk III</b>									
All models	91-98			R		04-0749		Ø 17,46	
<b>Skyhawk III</b>									
All models	65-79			R		04-0730		Ø 23,81	
	80-85			R		04-0228		Ø 17,46	SW
<b>Somerset I</b>									
All models	85-87			R		04-0284		Ø 15,87	
<b>Somerset II</b>									
All models	87-90			R		04-0541		Ø 15,80	Exc. Performance package
<b>Special</b>									
All models	64-67			R		04-0730		Ø 23,81	

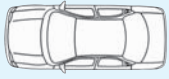





















## GENERAL MOTORS (USA) CADILLAC

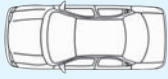














<b>Calais</b>									
All models	71-90			R		04-0291		Ø 23,81	RWD, 12Inch Brake
	76-96			R		04-0292		Ø 25,40	Exc. Limousine, +ABS, RWD, 11Inch Brake
	85-86			R		04-0528		Ø 19,05	FWD
	87-91			R		04-0518		Ø 22,00	FWD
	91-92			R		04-0832		Ø 23,81	
<b>Cimarron I</b>									
All models	82-87			R		04-0284		Ø 15,87	
<b>Cimarron II</b>									
All models	87-88			R		04-0541		Ø 15,80	
<b>Commercial Chassis</b>									
All models	69-84			R		04-0291		Ø 23,81	
	71-76			R		04-0292		Ø 25,40	
<b>Deville - Concours</b>									
All models	87-90			R		04-0720		Ø 22,20	
	90-93			R		04-0750		Ø 22,20	+Servo
	97-99			R		04-0752		Ø 23,81	
<b>Eldorado</b>									
All models	67-70			R		04-0750		Ø 22,20	
	71-75			R		04-0291		Ø 23,81	
<b>Fleetwood</b>									
75	69-70			R		04-0750		Ø 22,20	
	91-96			R		04-0835		Ø 25,40	11,15Inch Brake
All models	87-91			R		04-0720		Ø 22,20	+ABS
	90-92			R		04-0750		Ø 22,20	HDB
<b>Seville</b>									
All models	1/76-12/76			R		04-0291		Ø 23,81	
<b>Escalade</b>									
All models	99-00			R		04-0835		Ø 25,40	

		Spare Parts	F/R	L/R	METELLI ref.		DIMENSIONS mm.	NOTE
---	---	-------------	-----	-----	--------------	---	----------------	------






## GENERAL MOTORS (USA) CHEVROLET

Astro Mini Van								
All models	85-86		R		04-0732		Ø 20,64	
	90-00		R		04-0728		Ø 22,20	
Astro Van								
All models	87-89		R		04-0519		Ø 22,20	1/2 Ton
Bel Air - Biscayne - Caprice - Impala								
All models	69-96		R		04-0292		Ø 25,40	SW
	71-92		R		04-0291		Ø 23,81	Exc. SW, 11Inch Brake
	77-96		R		04-0519		Ø 22,20	Exc. SW, 9,5Inch Brake
Beretta								
All models	87-91		R		04-0538		Ø 19,05	
	92-96		R		04-0749		Ø 17,46	Exc. Export
	92-96		R		04-0720		Ø 22,20	Export
Berlinetta								
All models	1/81-12/81		R		04-0750		Ø 22,20	Export
	76-81		R		04-0730		Ø 23,81	Exc. Export
	93-97		R		04-0733		Ø 20,64	
Blazer C, K, V								
All models	74-78		R		04-0292		Ø 25,40	
	74-91		R		04-0291		Ø 23,81	
	92-94		R		04-0837		Ø 30,16	
Blazer S10								
All models	83-88		R		04-0523		Ø 23,81	
	83-91		R		04-0229		Ø 19,05	
	92-97		R		04-0728		Ø 22,20	
Blazer T10								
All models	83-91		R		04-0229		Ø 19,05	
	92-97		R		04-0728		Ø 22,20	
Cadett								
All models	95-00		R		04-0720		Ø 22,20	Export
Camaro								
All models	1/81-12/81		R		04-0750		Ø 22,20	Export
	70-76		R		04-0519		Ø 22,20	
	76-81		R		04-0730		Ø 23,81	Exc. Export
	82-88		R		04-0229		Ø 19,05	
	84-92		R		04-0537		Ø 19,05	Exc. Performance package
	93-97		R		04-0733		Ø 20,64	
Caprice								
All models	90-91		R		04-0750		Ø 22,20	Exc. SW, HDB
	95-96		R		04-0750		Ø 22,20	SW, HDB
Cavalier I								
All models	82-86		R		04-0228		Ø 17,46	SW
	83-87		R		04-0284		Ø 15,87	Exc. SW
	85-86		R		04-0749		Ø 17,46	SW, Attached 2 Hole/Fori
Cavalier II								
All models	88-91		R		04-0541		Ø 15,80	Exc. SW
Cavalier III								
All models	92-00		R		04-0749		Ø 17,46	Exc. Export
	95-00		R		04-0720		Ø 22,20	Export
	96-97		R		04-0518		Ø 22,00	Export
Celebrity								
All models	82-87		R		04-0284		Ø 15,87	SW, Exc. Diesel, HDB
	82-87		R		04-0228		Ø 17,46	Exc. SW
	83-87		R		04-0528		Ø 19,05	Exc. SW, HDB
	88-89		R		04-0749		Ø 17,46	Exc. SW
	88-89		R		04-0543		Ø 19,05	SW, HDB
	88-89		R		04-0741		Ø 20,64	SW, FR





			Spare Parts	F/R	L/R	METELLI ref.		DIMENSIONS mm.	NOTE
<b>Chevelle</b>									
All models	67-69			R		04-0730		Ø 23,81	
	70-75			R		04-0519		Ø 22,20	Exc. SW
	73-76			R		04-0291		Ø 23,81	SW
<b>Chevette</b>									
All models	80-87			R		04-0228		Ø 17,46	
<b>Chevrolet</b>									
All models	65-76			R		04-0292		Ø 25,40	
<b>Citation</b>									
All models	80-85			R		04-0228		Ø 17,46	
<b>Corsica I</b>									
All models	1/87-12/87			R		04-0284		Ø 15,87	
<b>Corsica II</b>									
All models	87-91			R		04-0541		Ø 15,80	
<b>Corsica III</b>									
All models	92-96			R		04-0749		Ø 17,46	Exc. Export
	92-96			R		04-0720		Ø 22,20	Export
<b>Councours</b>									
All models	76-77			R		04-0730		Ø 23,81	
<b>Ei Camino</b>									
All models	64-69			R		04-0730		Ø 23,81	
	70-75			R		04-0519		Ø 22,20	
	76-77			R		04-0291		Ø 23,81	
	78-87			R		04-0229		Ø 19,05	
<b>Iroc - Z28</b>									
All models	1/81-12/81			R		04-0750		Ø 22,20	Export
	76-81			R		04-0730		Ø 23,81	Exc. Export
	93-97			R		04-0733		Ø 20,64	
<b>Jimmy</b>									
All models	74-78			R		04-0292		Ø 25,40	
	74-91			R		04-0291		Ø 23,81	
	95-97			R		04-0728		Ø 22,20	
<b>Jimmy S15</b>									
All models	83-88			R		04-0523		Ø 23,81	
	92-97			R		04-0728		Ø 22,20	
<b>Jimmy T15</b>									
All models	83-88			R		04-0229		Ø 19,05	
	92-97			R		04-0728		Ø 22,20	
<b>K10, 15 Pick-Up</b>									
All models	1/88-91			R		04-0836		Ø 28,60	
	1/88-98			R		04-0837		Ø 30,16	10Inch Brake
	88-99			R		04-0835		Ø 25,40	Only Diesel, +RC
<b>LLV Postal Vehicle</b>									
All models	87-93			R		04-0731		Ø 19,05	
	94-95			R		04-0729		Ø 19,05	
<b>Lumina</b>									
All models	92-93			R		04-0832		Ø 23,81	
	95-00			R		04-0720		Ø 22,20	
	95-97			R		04-0518		Ø 22,00	
<b>Lumina Van</b>									
All models	90-91			R		04-0543		Ø 19,05	
<b>Malibu</b>									
All models	65-69			R		04-0730		Ø 23,81	
	70-75			R		04-0519		Ø 22,20	Exc. SW
	73-76			R		04-0291		Ø 23,81	SW
	78-83			R		04-0229		Ø 19,05	
	97-00			R		04-0765		Ø 22,20	
<b>Monte Carlo</b>									
All models	70-75			R		04-0519		Ø 22,20	
	76-77			R		04-0291		Ø 23,81	
	78-88			R		04-0229		Ø 19,05	
	95-00			R		04-0720		Ø 22,20	
	95-97			R		04-0518		Ø 22,00	

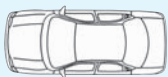




















			Spare Parts	F/R	L/R	METELLI ref.		DIMENSIONS mm.	NOTE
<b>Nova</b>									
All models	76-79			R		04-0730		Ø 23,81	
<b>Nova S</b>									
All models	85-88			R	L	04-0270		Ø 17,46	Exc. Eng. Twin Cam, FWD
	85-88			R	R	04-0269		Ø 17,46	Exc. Eng. Twin Cam, FWD
<b>Nova X</b>									
All models	70-74			R		04-0519		Ø 22,20	
<b>Pick-Up</b>									
All models	77-95			R		04-0545		Ø 30,00	1 Ton 30 Range
	82-88			R		04-0523		Ø 23,81	S10
	83-88			R		04-0229		Ø 19,05	T10, 15
	85-88			R		04-0544		Ø 27,00	1/2 Ton 10 Range
	92-00			R		04-0729		Ø 19,05	S, T 10
<b>Range 10</b>									
All models	87-88			R		04-0291		Ø 23,81	1/2 Ton
<b>Range 20</b>									
All models	1/87-12/87			R		04-0292		Ø 25,40	3/4 Ton
	88-89			R		04-0544		Ø 27,00	3/4 Ton
<b>Range 30</b>									
All models	87-91			R		04-0544		Ø 27,00	1 Ton, SRW
	87-91			R		04-0545		Ø 30,00	1 Ton, TRW
<b>San Remo</b>									
All models				R		04-0842		Ø 22,20	
<b>Sonoma</b>									
All models	92-00			R		04-0729		Ø 19,05	S, T 15
<b>Sprint</b>									
All models	85-88			R		04-0507		Ø 17,46	Alu
<b>Tahoe</b>									
All models	95-01			R		04-0837		Ø 30,16	10Inch Brake
	95-99			R		04-0835		Ø 25,40	Exc. Diesel, 11Inch Brake
<b>Traker</b>									
All models	96-98			R	L	04-0739		Ø 22,20	
	96-98			R	R	04-0738		Ø 22,20	

## GENERAL MOTORS (USA) GEO





<b>Metro</b>									
All models	87-88			R		04-0507		Ø 17,46	Alu
	89-97			R		04-0387		Ø 15,87	
<b>Prizm</b>									
All models	89-95			R	L	04-0270		Ø 17,46	Exc. GSi
	89-95			R	R	04-0269		Ø 17,46	Exc. GSi
<b>Spectrum</b>									
All models	85-89			R		04-0512		Ø 17,46	
<b>Storm</b>									
All models	90-93			R		04-0497		Ø 15,87	
<b>Tracker</b>									
All models	89-90			R	L	04-0385		Ø 23,81	Alu
	91-95			R	L	04-0516		Ø 23,81	
	89-90			R	R	04-0386		Ø 23,81	Alu
	91-95			R	R	04-0515		Ø 23,81	

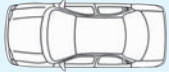














## GENERAL MOTORS (USA) GMC TRUCK

<b>C10, 15, K10 Suburban</b>									
All models	1/88-12/92			R		04-0836		Ø 28,60	
	1/88-99			R		04-0837		Ø 30,16	+RC
	92-00			R		04-0835		Ø 25,40	
<b>C20 Suburban</b>									
All models	89-97			R		04-0835		Ø 25,40	
<b>C20, 25 Pick-Up</b>									
All models	1/88-12/88			R		04-0836		Ø 28,60	
	89-98			R		04-0835		Ø 25,40	7200lb Axle
<b>Caballero</b>									
All models	71-72			R		04-0519		Ø 22,20	
	73-77			R		04-0291		Ø 23,81	




		Spare Parts	F/R	L/R	METELLI ref.		DIMENSIONS mm.	NOTE
All models	78-87		R		<b>04-0229</b>		Ø 19,05	
<b>G10/15 Van</b>								
All models	96-00		R		<b>04-0752</b>		Ø 23,81	
<b>G20/25</b>								
All models	96-00		R		<b>04-0752</b>		Ø 23,81	7.3 lb GVW
	96-00		R		<b>04-0835</b>		Ø 25,40	6,5litri, 8600lb Axle
<b>G30, 35</b>								
All models	98-00		R		<b>04-0835</b>		Ø 25,40	SRW
<b>G35</b>								
All models	98-00		R		<b>04-0835</b>		Ø 25,40	SRW
<b>Jimmy</b>								
All models	74-78		R		<b>04-0292</b>		Ø 25,40	
	74-91		R		<b>04-0291</b>		Ø 23,81	
	95-97		R		<b>04-0728</b>		Ø 22,20	
<b>Jimmy S15</b>								
All models	83-88		R		<b>04-0523</b>		Ø 23,81	
	92-97		R		<b>04-0728</b>		Ø 22,20	
<b>Jimmy T15</b>								
All models	83-88		R		<b>04-0229</b>		Ø 19,05	
	92-97		R		<b>04-0728</b>		Ø 22,20	
<b>K10, 15 Pick-Up</b>								
All models	1/88-91		R		<b>04-0836</b>		Ø 28,60	
	1/88-98		R		<b>04-0837</b>		Ø 30,16	10Inch Brake
	88-99		R		<b>04-0835</b>		Ø 25,40	Only Diesel, +RC
<b>LLV Postal Vehicle</b>								
All models	87-93		R		<b>04-0731</b>		Ø 19,05	
	94-95		R		<b>04-0729</b>		Ø 19,05	
<b>Range 10</b>								
All models	87-88		R		<b>04-0291</b>		Ø 23,81	1/2 Ton
<b>Range 20</b>								
All models	1/87-12/87		R		<b>04-0292</b>		Ø 25,40	3/4 Ton
	88-89		R		<b>04-0544</b>		Ø 27,00	3/4 Ton
<b>Range 30</b>								
All models	87-91		R		<b>04-0544</b>		Ø 27,00	1 Ton, SRW
	87-91		R		<b>04-0545</b>		Ø 30,00	1 Ton, TRW
<b>Safari Mini Van</b>								
All models	85-86		R		<b>04-0732</b>		Ø 20,64	
	90-00		R		<b>04-0728</b>		Ø 22,20	
<b>Safari Van</b>								
All models	84-89		R		<b>04-0292</b>		Ø 25,40	Wagon
	87-89		R		<b>04-0519</b>		Ø 22,20	M15
<b>V20 Suburban</b>								
All models	1/88-12/88		R		<b>04-0836</b>		Ø 28,60	
<b>V25</b>								
All models	89-91		R		<b>04-0835</b>		Ø 25,40	7200lb Axle
<b>Yukon</b>								
All models	92-00		R		<b>04-0837</b>		Ø 30,16	10Inch Brake

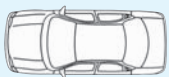





















**GENERAL MOTORS (USA) OLDSMOBILE**

<b>442</b>								
All models	64-66		R		<b>04-0730</b>		Ø 23,81	
<b>88</b>								
Jetstar	64-66		R		<b>04-0730</b>		Ø 23,81	
<b>88, 98 Custom, Delta, Regency, Royale</b>								
All models	71-12/92		R		<b>04-0292</b>		Ø 25,40	SW, RWD, HDB
	71-91		R		<b>04-0291</b>		Ø 23,81	Exc. SW, Commercial, RWD, 11Inch Brake
	77-85		R		<b>04-0519</b>		Ø 22,20	RWD, 9Inch Brake
	85-86		R		<b>04-0528</b>		Ø 19,05	FWD
	86-97		R		<b>04-0518</b>		Ø 22,00	FWD
	86-97		R		<b>04-0720</b>		Ø 22,20	Exc. SW, FWD
	91-93		R		<b>04-0832</b>		Ø 23,81	
<b>Achieva</b>								
All models	92-98		R		<b>04-0749</b>		Ø 17,46	




				Spare Parts	F/R	L/R	METELLI ref.		DIMENSIONS mm.	NOTE
<b>Bravada</b>										
All models	1/91-12/91				R		04-0229		Ø 19,05	
	92-96				R		04-0729		Ø 19,05	
<b>Calais I</b>										
All models	85-87				R		04-0284		Ø 15,87	
<b>Calais II</b>										
All models	87-90				R		04-0541		Ø 15,80	Exc. Performance package
<b>Calais III</b>										
All models	1/91-12/91				R		04-0749		Ø 17,46	
<b>Ciera - Cutlass</b>										
All models	82-87				R		04-0284		Ø 15,87	HDB
	82-87				R		04-0228		Ø 17,46	SW, Exc. Diesel
	83-87				R		04-0528		Ø 19,05	Diesel, Exc. SW, HDB
	88-92				R		04-0749		Ø 17,46	Exc. SW
	88-92				R		04-0543		Ø 19,05	SW, HDB
	88-92				R		04-0741		Ø 20,64	SW, FR
	94-96				R		04-0518		Ø 22,00	
	94-96				R		04-0720		Ø 22,20	FWD
97-99				R		04-0765		Ø 22,20		
<b>Cutlass Supreme</b>										
All models	64-66				R		04-0730		Ø 23,81	
	70-75				R		04-0519		Ø 22,20	
	76-77				R		04-0291		Ø 23,81	
	78-88				R		04-0229		Ø 19,05	RWD
<b>F85</b>										
All models	64-69				R		04-0730		Ø 23,81	
<b>Firenza II</b>										
All models	82-86				R		04-0228		Ø 17,46	SW
	82-87				R		04-0284		Ø 15,87	Exc. SW
	85-86				R		04-0749		Ø 17,46	Exc. SW
	85-88				R		04-0541		Ø 15,80	SW, Attached 2 Hole/Fori
<b>Omega</b>										
All models	1/76-12/76				R		04-0292		Ø 25,40	9,5Inch Brake
	73-75				R		04-0519		Ø 22,20	11Inch Brake
	76-79				R		04-0730		Ø 23,81	
	80-84				R		04-0228		Ø 17,46	
<b>Silhouette Van</b>										
All models	90-91				R		04-0543		Ø 19,05	
	91-93				R		04-0832		Ø 23,81	
<b>Toronado - Trofeo</b>										
All models	66-69				R		04-0750		Ø 22,20	
	70-78				R		04-0291		Ø 23,81	
	79-83				R		04-0731		Ø 19,05	
<b>Vista Cruiser - Cutlass Cruiser</b>										
All models	73-77				R		04-0291		Ø 23,81	
	78-83				R		04-0229		Ø 19,05	

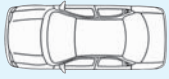










## GENERAL MOTORS (USA) PONTIAC

<b>6000 9/91-</b>										
3.8 V6 (149kW)	88-91				R		04-0749		Ø 17,46	Exc. SW
	88-91				R		04-0741		Ø 20,64	SW, FR
<b>6000 - STE 9/86-</b>										
3.8 V6 (122kW)	1/82-87				R		04-0284		Ø 15,87	SW, Exc. Diesel, HDB
	1/89-12/89				R		04-0543		Ø 19,05	SW, HDB
	82-87				R		04-0228		Ø 17,46	Exc. SW
	83-87				R		04-0528		Ø 19,05	Diesel, Exc. SW, HDB
<b>Bonneville</b>										
All models	69-81				R		04-0291		Ø 23,81	Exc. SW, Commercial, 11Inch Brake
	71-76				R		04-0292		Ø 25,40	SW, Commercial
	77-81				R		04-0519		Ø 22,20	9Inch Brake
	82-86				R		04-0229		Ø 19,05	
	87-12/96				R		04-0518		Ø 22,00	
	87-12/96				R		04-0720		Ø 22,20	
92-				R		04-0832		Ø 23,81		

































			Spare Parts	F/R	L/R	METELLI ref.		DIMENSIONS mm.	NOTE
<b>Firebird II</b>									
All models	70-75				R	04-0519		Ø 22,20	
	76-81				R	04-0730		Ø 23,81	
	82-88				R	04-0229		Ø 19,05	
	84-92				R	04-0537		Ø 19,05	
<b>Firebird Trans Am</b>									
All models	70-75				R	04-0519		Ø 22,20	
	76-81				R	04-0730		Ø 23,81	
	82-88				R	04-0229		Ø 19,05	
	84-92				R	04-0537		Ø 19,05	
<b>Firefly I</b>									
All models	85-87				R	04-0284		Ø 15,87	
<b>Firefly II</b>									
All models	87-90				R	04-0541		Ø 15,80	Exc. Performance package
<b>Grand Am I</b>									
All models	91-98				R	04-0749		Ø 17,46	
	99-00				R	04-0765		Ø 22,20	
<b>Grand Prix</b>									
All models	69-75				R	04-0519		Ø 22,20	
	76-77				R	04-0291		Ø 23,81	
	78-87				R	04-0229		Ø 19,05	
<b>J2000 - Sunbird - Sunfire I</b>									
1.6	82-86				R	04-0228		Ø 17,46	SW
	82-87				R	04-0284		Ø 15,87	Exc. SW
<b>J2000 - Sunbird - Sunfire II</b>									
All models	85-86				R	04-0749		Ø 17,46	
	87-91				R	04-0541		Ø 15,80	
<b>Lemans</b>									
2.0	88-93				R	04-0300		Ø 17,46	
	88-93					05-0180		Ø 20,64	Alu
All models	64-66				R	04-0730		Ø 23,81	
	69-75				R	04-0519		Ø 22,20	Exc. SW
	73-77				R	04-0291		Ø 23,81	SW
	78-81				R	04-0229		Ø 19,05	
<b>Parisienne</b>									
All models	83-86				R	04-0519		Ø 22,20	Exc. SW, 9,5Inch Brake
	83-86				R	04-0291		Ø 23,81	Exc. SW, 11Inch Brake
	83-86				R	04-0292		Ø 25,40	SW, 11Inch Brake
<b>Phoenix</b>									
All models	77-78				R	04-0292		Ø 25,40	11Inch Brake
	77-79				R	04-0730		Ø 23,81	9Inch Brake
	80-84				R	04-0228		Ø 17,46	
<b>Sunbird</b>									
All models	64-66				R	04-0730		Ø 23,81	
<b>T1000 1/93-3/97</b>									
2.3 (101-108kW)	81-87				R	04-0228		Ø 17,46	
<b>Tempest 7/89-3/97</b>									
3.1 (90-104kW)	64-66				R	04-0730		Ø 23,81	
<b>Trans Sport Van</b>									
All models	90-91				R	04-0543		Ø 19,05	
	92-93				R	04-0832		Ø 23,81	
<b>Ventura I-II 1/71-12/77</b>									
All models	1/76-12/76				R	04-0291		Ø 23,81	11Inch Brake
	1/77-12/77				R	04-0292		Ø 25,40	11Inch Brake
	71-75				R	04-0519		Ø 22,20	
	76-77				R	04-0730		Ø 23,81	9Inch Brake

GOGGOMOBIL

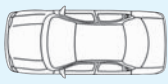
























<b>Coupe</b>									
0.2	57-69				R	04-0892		Ø 17,46	
0.3	57-69				R	04-0892		Ø 17,46	
0.4	57-69				R	04-0892		Ø 17,46	

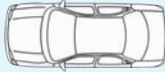




















			Spare Parts	F/R	L/R	METELLI ref.		DIMENSIONS mm.	NOTE
<b>Dart</b>									
0.3				R		04-0892		Ø 17,46	
0.4				R		04-0892		Ø 17,46	
<b>Limousine</b>									
0.2				R		04-0892		Ø 17,46	
0.3				R		04-0892		Ø 17,46	
0.4				R		04-0892		Ø 17,46	
<b>Pick-Up</b>									
0.2				R		04-0892		Ø 17,46	
0.3				R		04-0892		Ø 17,46	
0.4				R		04-0892		Ø 17,46	

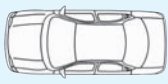




























## HONDA

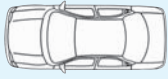



























<b>Acclaim</b>									
All models				R	L	04-0207		Ø 17,46	Alu
				R	R	04-0208		Ø 17,46	Alu
<b>Accord I (SJ, SY, SM, SV, SZ) 1/78-9/83</b>									
1.6 L/EX (SY), H-Back Eng. EG/ EL/ EF/ EP (59kW)	1/79-81			R		04-0195		Ø 19,05	Alu, Exc. Sweden, Mod. SJ, SY Eng. EL
	78-78			R		04-0062		Ø 17,46	Alu, Exc. Sweden, Mod. SY Eng. EG
	78-81			R		04-0286		Ø 19,05	Alu, Sweden, Mod. SY, SJ Eng. EG, EL
	81-83			R		04-0286		Ø 19,05	Alu, Exc. Sweden, Mod. SY Eng. EL
	80-81					05-0209		Ø 20,64	Alu, Mod. SJ Eng. EL
	81-83					05-0145		Ø 20,64	Alu, Mod. SY Eng. EL
<b>Accord II (AC, AD) 9/83-10/85</b>									
1.6 EX (AC), H-Back Eng. EZ/ EP (65kW)	84-85			R		04-0286		Ø 19,05	Alu
	84-85					05-0145		Ø 20,64	Alu
1.8 EX (AD), H-Back Eng. ET1 (74kW)	84-85			R		04-0286		Ø 19,05	Alu
	84-85					05-0145		Ø 20,64	Alu
<b>Accord III (CA4, CA5), Aerodeck 11/85-12/89</b>									
1.6 L (CA4) Eng. A16A1 (65kW)	86-87			R		04-0294		Ø 20,64	Alu
	86-87					05-0214		Ø 22,20	Alu
2.0 EX (CA5) Eng. A20A1 (75-76kW)	1/89-12/89			R		04-0502		Ø 20,64	Alu, Aerodeck
	86-87			R		04-0294		Ø 20,64	Alu, Mod. CA5 Eng. A20A
	1/89-12/89					05-0211		Ø 23,81	Alu, Aerodeck
	86-87					05-0214		Ø 22,20	Alu, Mod. CA5 Eng. A20A
2.0 EXi (CA5) Eng. A20A3 (85kW)	1/89-12/89			R		04-0502		Ø 20,64	Alu, Aerodeck
	86-87			R		04-0294		Ø 20,64	Alu, Mod. CA5 Eng. A20A
	1/89-12/89					05-0211		Ø 23,81	Alu, Aerodeck
	86-87					05-0214		Ø 22,20	Alu, Mod. CA5 Eng. A20A
<b>Accord IV (CB3, CB7) 1/90-12/93</b>									
1.8 (CB1,2), Aerodeck Eng. F18A2 (74kW)	90-91			R	L	04-0475		Ø 19,05	Alu
	91-			R	L	04-0484		Ø 20,64	Alu, Usa, Estate
	90-91			R	R	04-0474		Ø 19,05	Alu
	91-			R	R	04-0483		Ø 20,64	Alu, Usa, Estate
2.0 16v (CB3) Eng. F20A2 (81kW)	90-92			R	L	04-0475		Ø 19,05	Alu
	91-93			R	L	04-0484		Ø 20,64	Alu, Usa, Estate
	90-92			R	R	04-0474		Ø 19,05	Alu
	91-93			R	R	04-0483		Ø 20,64	Alu, Usa, Estate
	90-92					05-0315	Nissin	Ø 25,40	Alu
2.0 16v (CB3) Eng. F20A6 (66kW)	90-92			R	L	04-0475		Ø 19,05	Alu
	91-93			R	L	04-0484		Ø 20,64	Alu, Usa, Estate
	90-92			R	R	04-0474		Ø 19,05	Alu
	91-93			R	R	04-0483		Ø 20,64	Alu, Usa, Estate
	90-92					05-0315	Nissin	Ø 25,40	Alu
2.2 i 16v (CB8) Aerodeck Eng. F22A7 (110kW)	91-92			R	L	04-0475		Ø 19,05	Alu
	91-93			R	L	04-0484		Ø 20,64	Alu, Usa, Estate
	91-92			R	R	04-0474		Ø 19,05	Alu
	91-93			R	R	04-0483		Ø 20,64	Alu, Usa, Estate
	91-92					05-0315	Nissin	Ø 25,40	Alu
2.2 i 16v (CB8) Aerodeck Eng. F22A8 (108kW)	91-92			R	L	04-0475		Ø 19,05	Alu
	91-93			R	L	04-0484		Ø 20,64	Alu, Usa, Estate
	91-92			R	R	04-0474		Ø 19,05	Alu
	91-93			R	R	04-0483		Ø 20,64	Alu, Usa, Estate
	91-92					05-0315	Nissin	Ø 25,40	Alu

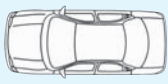

































		Spare Parts	F/R	L/R	METELLI ref.		DIMENSIONS mm.	NOTE
2.2 i 16v, Automatik (CB7) Eng. F22A3 (108kW)	90-92		R	L	04-0475		Ø 19,05	Alu
	91-93		R	L	04-0484		Ø 20,64	Alu, Usa, Estate
	90-92		R	R	04-0474		Ø 19,05	Alu
	91-93		R	R	04-0483		Ø 20,64	Alu, Usa, Estate
	90-92				05-0315	Nissin	Ø 25,40	Alu
<b>Accord V (CC7) 3/93-2/98</b>								
2.0 (DC9) Coupe, Aerodeck Eng. F20B3 (100kW)	93-97				05-0315	Nissin	Ø 25,40	Alu
<b>Accord VI (CE, CF) 2/96-10/98</b>								
2.0 i LS (CE8) Eng. F20Z1 (96kW)	96-98				05-0315	Nissin	Ø 25,40	Alu
<b>Accord VII (CG) 2/98-1/03</b>								
1.6 i Eng. D16B6 (85kW)	10/98-		R	L	04-0848	Luc	Ø 20,64	Alu
	10/98-		R	R	04-0847	Luc	Ø 20,64	Alu
1.8 i, H-Back Eng. F18B2 (100kW)	10/98-				05-0329	Nissin	Ø 25,40	Alu
2.0 i, H-Back, Coupe Eng. F20B6 (108kW)	10/98-				05-0329	Nissin	Ø 25,40	Alu
2.2 Type-R Eng. H22A7 (156kW)	10/98-				05-0329	Nissin	Ø 25,40	Alu
<b>Acty Tn 8/78-6/86</b>								
0.6 Eng. EH (23kW)	7/78-		R		04-0062		Ø 17,46	Alu
<b>Ballade 1/81-1/92</b>								
1.3 (EF1) Eng. D13B (55kW)	86-89		R	L	04-0209		Ø 19,05	Alu
	86-89		R	R	04-0210		Ø 19,05	Alu
	86-89				05-0145		Ø 20,64	Alu
1.3 12v (AG, AJ, VJ) Eng. EV2 (59kW)	86-89		R	L	04-0209		Ø 19,05	Alu
	86-89		R	R	04-0210		Ø 19,05	Alu
	86-89				05-0145		Ø 20,64	Alu
1.5 12v (AH, AK) Eng. EW2/ 3/ 4 (62-67-78-74kW)	86-89		R	L	04-0209		Ø 19,05	Alu
	86-89		R	R	04-0210		Ø 19,05	Alu
	86-89				05-0145		Ø 20,64	Alu
1.5 16v (EF2,4,5,6) Eng. D15B/ EC/ ED (66-69kW)	89-92		R		04-0718		Ø 19,05	South Africa
1.6 16v (AT, AU, AS, EF3, EF7) Eng. ZC (92kW)	86-89		R	L	04-0209		Ø 19,05	Alu
	86-89		R	R	04-0210		Ø 19,05	Alu
	86-89				05-0145		Ø 20,64	Alu
<b>Civic I 7/72-12/84</b>								
1.2 (SB1) Eng. EB1 (40kW)	72-77		R		04-0062		Ø 17,46	Alu, Sedan, H-Back
	76-77		R		04-0194		Ø 15,87	Alu, Mod. CVCC
1.2 (SB2) Eng. EB2 (40kW)	77-79		R		04-0062		Ø 17,46	Alu, Sedan, H-Back
	77-80		R		04-0194		Ø 15,87	Alu, Mod. CVCC
1.3 S Eng. EN4 (52kW)	79-81		R		04-0207		Ø 17,46	Alu, Incl. SW
	79-81		R		04-0208		Ø 17,46	Alu, Incl. SW
	81-84		R	L	04-0209		Ø 19,05	Alu, Sedan, H-Back, SW
	81-84		R	R	04-0210		Ø 19,05	Alu, Sedan, H-Back, SW
<b>Civic I Shuttle (AN, AR) 10/83-10/87</b>								
1.5 (AN) Eng. EW2 (63kW)	-83		R		04-0194		Ø 15,87	Alu, Exc. Europe, Mod. CVCC
	-83		R		04-0062		Ø 17,46	Alu, Europe, Mod. CVCC / Sedan, H-Back
	-12/83		R	L	04-0209		Ø 19,05	Alu, Sedan, H-Back, SW
	-12/83		R	R	04-0210		Ø 19,05	Alu, Sedan, H-Back, SW
1.5 4WD (AR) Eng. EW2 (63kW)	73-83		R		04-0062		Ø 17,46	Alu, Europe, Mod. CVCC / Sedan, H-Back
	74-83		R		04-0194		Ø 15,87	Alu, Exc. Europe, Mod. CVCC
	81-12/83		R	L	04-0209		Ø 19,05	Alu, Sedan, H-Back, SW
	81-12/83		R	R	04-0210		Ø 19,05	Alu, Sedan, H-Back, SW
<b>Civic II 10/83-10/87</b>								
1.2 Eng. D12B/ ZA2 (40kW)	84-87		R		04-0210		Ø 19,05	Alu
	84-87				05-0145		Ø 20,64	Alu
1.3 12v Eng. EV2 (52kW)	84-87		R	L	04-0209		Ø 19,05	Alu, CRX, Coupè
	84-87		R	R	04-0210		Ø 19,05	Alu, CRX, Coupè
	84-87				05-0145		Ø 20,64	Alu
1.5 GL Eng. EW2 (63kW)	84-87		R	L	04-0209		Ø 19,05	Alu, CRX, Coupè
	84-87		R	R	04-0210		Ø 19,05	Alu, CRX, Coupè
	84-87				05-0145		Ø 20,64	Alu
<b>Civic III (EC, ED, EE) 9/87-9/91</b>								
1.3 (EC8) Eng. D13B1 (55kW)	88-12/89		R		04-0380		Ø 19,05	Alu, SW 4x4, RHD
	11/88-89		R	L	04-0209		Ø 19,05	Alu, Sedan, H-Back, SW, CRX
	87-89		R	R	04-0210		Ø 19,05	Alu, Sedan, H-Back, SW, CRX
	87-89				05-0210		Ø 20,64	Alu, CRX



		Spare Parts	F/R	L/R	METELLI ref.		DIMENSIONS mm.	NOTE
1.3 (EC8) Eng. D13B1 (55kW)	87-89				05-0214		Ø 22,20	Alu, Sedan, H-Back, SW, LHD
1.3 16v (EC8) Kat H-Back Eng. D13B2 (55kW)	-12/89		R		04-0380		Ø 19,05	Alu, SW 4x4, RHD
	90-91		R		04-0482		Ø 19,05	Alu, 4WD
	-89		R	L	04-0209		Ø 19,05	Alu, Sedan, H-Back, SW, CRX
	90-91		R	L	04-0382		Ø 19,05	Alu, Sedan, H-Back, SW
	-89		R	R	04-0210		Ø 19,05	Alu, Sedan, H-Back, SW, CRX
	90-91		R	R	04-0381		Ø 19,05	Alu, Sedan, H-Back, SW
	-89				05-0210		Ø 20,64	Alu, CRX
	-89				05-0214		Ø 22,20	Alu, Sedan, H-Back, SW, LHD
1.4 L (EC9, ED2) Eng. D14A1 (66kW)	88-89		R		04-0380		Ø 19,05	Alu, Shuttle (Only 4x4)
	88-12/89		R	L	04-0209		Ø 19,05	Alu
	88-12/89		R	R	04-0210		Ø 19,05	Alu
	87-89				05-0210		Ø 20,64	Alu, CRX, Coupé, Shuttle, LHD, 5p
1.5 i 16v (ED3, 6), Shuttle, 4WD Eng. D15B2 (66-69kW)	87-12/89		R		04-0380		Ø 19,05	Alu, 4WD, Shuttle
	90-91		R		04-0482		Ø 19,05	Alu, 4WD, Shuttle
	87-12/89		R	L	04-0209		Ø 19,05	Alu
	90-91		R	L	04-0382		Ø 19,05	Alu, Exc. 4WD
	87-12/89		R	R	04-0210		Ø 19,05	Alu, Exc. 4WD
	90-91		R	R	04-0381		Ø 19,05	Alu, Exc. 4WD
	87-89				05-0210		Ø 20,64	Alu, LHD
	90-91				05-0214		Ø 22,20	Alu
1.6 i 16v Eng. D16A7 (96kW)	-87		R	L	04-0209		Ø 19,05	Alu, Coupé
	-87		R	R	04-0210		Ø 19,05	Alu, Coupé
	-87				05-0214		Ø 22,20	Alu
1.6 i 16v (ED4, 7) Eng. D16A6 (80kW)	87-12/89		R		04-0380		Ø 19,05	Alu, SW, 4x4, Shuttle
	90-91		R		04-0482		Ø 19,05	Alu, Sedan, H-Back, SW, Shuttle (Only 4x4)
	87-91		R	L	04-0798		Ø 19,05	Only SW
	87-91		R	L	04-0209		Ø 19,05	Alu, CRX Coupé VTec
	90-91		R	L	04-0382		Ø 19,05	Alu, Sedan, H-Back, SW (Exc. 4x4)
	87-91		R	R	04-0796		Ø 19,05	Only SW
	87-91		R	R	04-0210		Ø 19,05	Alu, CRX Coupé VTec
	90-91		R	R	04-0381		Ø 19,05	Alu, Sedan, H-Back, SW (Exc. 4x4)
	1/89-91				05-0211		Ø 23,81	Alu, RHD
	87-89				05-0210		Ø 20,64	Alu, LHD
	87-91				05-0214		Ø 22,20	Alu, LHD
1.6 i 16v (ED4, 7) Eng. D16Z2 (82kW)	87-12/89		R		04-0380		Ø 19,05	Alu, SW, 4x4, Shuttle
	90-91		R		04-0482		Ø 19,05	Alu, Sedan, H-Back, SW, Shuttle (Only 4x4)
	87-91		R	L	04-0798		Ø 19,05	Only SW
	87-91		R	L	04-0209		Ø 19,05	Alu, CRX Coupé VTec
	90-91		R	L	04-0382		Ø 19,05	Alu, Sedan, H-Back, SW (Exc. 4x4)
	87-91		R	R	04-0796		Ø 19,05	Only SW
	87-91		R	R	04-0210		Ø 19,05	Alu, CRX Coupé VTec
	90-91		R	R	04-0381		Ø 19,05	Alu, Sedan, H-Back, SW (Exc. 4x4)
	1/89-91				05-0211		Ø 23,81	Alu, RHD
	87-89				05-0210		Ø 20,64	Alu, LHD
	87-91				05-0214		Ø 22,20	Alu, LHD
1.6 i 16v 4WD Shuttle Eng. D16A6 (80kW)	87-12/89		R		04-0380		Ø 19,05	Alu, SW, 4x4, Shuttle
	90-91		R		04-0482		Ø 19,05	Alu, Sedan, H-Back, SW, Shuttle (Only 4x4)
	87-91		R	L	04-0798		Ø 19,05	Only SW
	87-91		R	L	04-0209		Ø 19,05	Alu, CRX Coupé VTec
	90-91		R	L	04-0382		Ø 19,05	Alu, Sedan, H-Back, SW (Exc. 4x4)
	87-91		R	R	04-0796		Ø 19,05	Only SW
	87-91		R	R	04-0210		Ø 19,05	Alu, CRX Coupé VTec
	90-91		R	R	04-0381		Ø 19,05	Alu, Sedan, H-Back, SW (Exc. 4x4)
	1/89-91				05-0211		Ø 23,81	Alu, RHD
	87-89				05-0210		Ø 20,64	Alu, LHD
	87-91				05-0214		Ø 22,20	Alu, LHD
<b>Civic IV (EG) 10/91-11/95</b>								
1.3 16v (EG3, 7) Eng. D13B2 (55kW)	91-95		R	L	04-0382		Ø 19,05	Alu
	91-95		R	R	04-0381		Ø 19,05	Alu
	91-95				05-0352		Ø 23,81	Alu, +ABS
1.5 i 16v (EG4) Eng. D15Z1 (66kW)	91-95		R	L	04-0382		Ø 19,05	Alu
	95-		R	L	04-0707	Luc	Ø 19,05	Alu
	91-95		R	R	04-0381		Ø 19,05	Alu

		Spare Parts	F/R	L/R	METELLI ref.		DIMENSIONS mm.	NOTE
1.5 i 16v (EG4) Eng. D15Z1 (66kW)	95-		R	R	04-0708	Luc	Ø 19,05	Alu
	91-95				05-0210		Ø 20,64	Alu
1.5 i 16v (EG8) Eng. D15B2 (69kW)	91-95		R	L	04-0382		Ø 19,05	Alu
	95-		R	L	04-0707	Luc	Ø 19,05	Alu
	91-95		R	R	04-0381		Ø 19,05	Alu
	95-		R	R	04-0708	Luc	Ø 19,05	Alu
	91-95				05-0210		Ø 20,64	Alu
1.6 16v Vtec (EG5) Eng. D16Z6 (92kW)	91-95		R	L	04-0382		Ø 19,05	Alu
	91-95		R	R	04-0381		Ø 19,05	Alu
	91-95				05-0210		Ø 20,64	Alu
<b>Civic IV Coupe (EJ) 1/94-3/96</b>								
1.6 i Vtec (EJ1) Eng. D16Z9/ D16Y6 (92kW)	94-96		R	L	04-0382		Ø 19,05	Alu
	94-96		R	R	04-0381		Ø 19,05	Alu
	94-96				05-0210		Ø 20,64	Alu
	94-96				05-0497		Ø 20,64	Alu, -ABS
<b>Civic IV Coupé (MA, MB) 9/94-1/97</b>								
1.4 i (MA8) Eng. D14A2 (66kW)	94-97		R	L	04-0707	Luc	Ø 19,05	Alu
	94-97		R	R	04-0708	Luc	Ø 19,05	Alu
	94-97				05-0497		Ø 20,64	Alu, -ABS
1.4 i (MA8) Eng. D14A5 (55kW)	95-97		R	L	04-0707	Luc	Ø 19,05	Alu
	95-97		R	R	04-0708	Luc	Ø 19,05	Alu
1.5 i Vtec-E (MA9) Eng. D15Z3 (66kW)	94-95		R	L	04-0382		Ø 19,05	Alu
	95-97		R	L	04-0707	Luc	Ø 19,05	Alu
	94-95		R	R	04-0381		Ø 19,05	Alu
	95-97		R	R	04-0708	Luc	Ø 19,05	Alu
	94-95				05-0210		Ø 20,64	Alu
1.6 i Vtec (MB1) Eng. D16Y2 (93kW)	94-97		R	L	04-0382		Ø 19,05	Alu
	94-97		R	R	04-0381		Ø 19,05	Alu
	94-97				05-0210		Ø 20,64	Alu
<b>Civic V (EJ9, EK1/3/4) 11/95-2/01</b>								
1.4 i (EJ9) Eng. D14A3 (55kW)	-12/95		R	L	04-0462	Luc	Ø 19,05	Alu
	96-97		R	L	04-0382		Ø 19,05	Alu
	98-01		R	L	04-0707	Luc	Ø 19,05	Alu
	-12/95		R	R	04-0461	Luc	Ø 19,05	Alu
	96-97		R	R	04-0381		Ø 19,05	Alu
	98-01		R	R	04-0708	Luc	Ø 19,05	Alu
	98-01				05-0497		Ø 20,64	Alu, -ABS
1.4 i S (EJ9) Eng. D14A2 (66kW)	-12/95		R	L	04-0462	Luc	Ø 19,05	Alu
	96-97		R	L	04-0382		Ø 19,05	Alu
	98-01		R	L	04-0707	Luc	Ø 19,05	Alu
	-12/95		R	R	04-0461	Luc	Ø 19,05	Alu
	96-97		R	R	04-0381		Ø 19,05	Alu
	98-01		R	R	04-0708	Luc	Ø 19,05	Alu
	95-01				05-0497		Ø 20,64	Alu, -ABS
	95-01				05-0758		Ø 20,64	Alu, -ABS, RHD
1.5 i (EK3) Eng. D15Z6 (84kW)	-12/95		R	L	04-0462	Luc	Ø 19,05	Alu
	96-97		R	L	04-0382		Ø 19,05	Alu
	98-01		R	L	04-0707	Luc	Ø 19,05	Alu
	-12/95		R	R	04-0461	Luc	Ø 19,05	Alu
	96-97		R	R	04-0381		Ø 19,05	Alu
	98-01		R	R	04-0708	Luc	Ø 19,05	Alu
	-01				05-0498	Nissin	Ø 22,00	Ch 05020064-, Alu, -ABS
95-01				05-0758		Ø 20,64	Alu, -ABS, RHD	
1.6 i (EK1) Eng. D16Y5/ Y6/ Y8 (84-92kW)	95-01		R	L	04-0382		Ø 19,05	Alu
	95-01		R	R	04-0381		Ø 19,05	Alu
	95-01				05-0758		Ø 20,64	Alu, -ABS, RHD
1.6 VTi (EK4) Eng. B16A2 (118kW)	95-01				05-0758		Ø 20,64	Alu, -ABS, RHD
<b>Civic V Aerodeck (MC) 4/98-2/01</b>								
1.4 16v (MB8) Eng. D14A7 (55kW)	98-01		R	L	04-0707	Luc	Ø 19,05	Alu
	98-01		R	R	04-0708	Luc	Ø 19,05	Alu
1.4 16v (MB8) Eng. D14A8 (66kW)	98-01		R	L	04-0707	Luc	Ø 19,05	Alu
	98-01		R	R	04-0708	Luc	Ø 19,05	Alu
1.5 16v (MB9) Eng. D15Z8 (84kW)	98-01		R	L	04-0707	Luc	Ø 19,05	Alu
	98-01		R	R	04-0708	Luc	Ø 19,05	Alu








		Spare Parts	F/R	L/R	METELLI ref.		DIMENSIONS mm.	NOTE	
1.6 16v (MC1) Eng. D16B2 (85kW)	98-01		R	L	04-0382		Ø 19,05	Alu	
	98-01		R	R	04-0381		Ø 19,05	Alu	
<b>Civic V Coupe (EJ6, EJ8) 3/96-3/00</b>									
1.6 i Eng. D16Y7 (77kW)	-00				05-0498	Nissin	Ø 22,00	Ch 05020064-, Alu, -ABS	
	3/96-6/96				05-0497		Ø 20,64	Alu, -ABS	
1.6 i Vtec Eng. D16Z9 (92kW)	-00				05-0498	Nissin	Ø 22,00	Ch 05020064-, Alu, -ABS	
	95-01				05-0758		Ø 20,64	Alu, -ABS, RHD	
<b>Civic V Coupé (MB) 1/97-2/01</b>									
1.4 16v (MB2) Eng. D14A7 (55kW)	-12/97		R	L	04-0382		Ø 19,05	Alu	
	98-01		R	L	04-0707		Luc	Ø 19,05	Alu
	-12/97		R	R	04-0381			Ø 19,05	Alu
	98-01		R	R	04-0708		Luc	Ø 19,05	Alu
1.4 16v (MB2) Eng. D14A8 (66kW)	-97		R	L	04-0382		Ø 19,05	Alu	
	98-01		R	L	04-0707		Luc	Ø 19,05	Alu
	-97		R	R	04-0381			Ø 19,05	Alu
	98-01		R	R	04-0708		Luc	Ø 19,05	Alu
97-01				05-0497		Ø 20,64	Alu, -ABS		
1.5 16v (MB3) Eng. D15Z8 (84kW)	-97		R	L	04-0382		Ø 19,05	Alu	
	98-01		R	L	04-0707		Luc	Ø 19,05	Alu
	-97		R	R	04-0381			Ø 19,05	Alu
	98-01		R	R	04-0708		Luc	Ø 19,05	Alu
-01				05-0498	Nissin	Ø 22,00	Ch 05020064-, Alu, -ABS		
1.6 16v (MB4) Eng. D16B2 (85kW)	-97		R	L	04-0382		Ø 19,05	Alu	
	-97		R	R	04-0381			Ø 19,05	Alu
<b>Civic VI (EU, EP) 2/01-12/05</b>									
1.4 iS Eng. D14Z6 (66kW)	01-		R	L	04-0817	Nissin	Ø 19,05	Alu	
	01-		R	R	04-0823		Nissin	Ø 19,05	Alu
	01-				05-0333		Nissin	Ø 22,20	Alu
1.7 CTDi Eng. 4EE-2 (74kW)	02-				05-0334	Nissin	Ø 23,81	Alu	
2.0 Type-R Eng. K20A2 (147kW)	01-				05-0330	Nissin	Ø 23,81	Alu	
<b>Concerto (HW) 8/89-3/95</b>									
1.4 Eng. D14A1/ D14A8 (66kW)	89-91		R	L	04-0462	Luc	Ø 19,05	Alu	
	89-91		R	R	04-0461		Luc	Ø 19,05	Alu
1.5 i 16v Eng. D15B2 (66kW)	89-91		R	L	04-0462	Luc	Ø 19,05	Alu	
	89-91		R	R	04-0461		Luc	Ø 19,05	Alu
1.6 16v Eng. D16Z1 (77kW)	89-91		R	L	04-0462	Luc	Ø 19,05	Alu	
	89-91		R	R	04-0461		Luc	Ø 19,05	Alu
1.6 i 16v Eng. D16A8 (90kW)	89-91		R	L	04-0462	Luc	Ø 19,05	Alu	
	89-91		R	R	04-0461		Luc	Ø 19,05	Alu
1.6 i 16v Eng. D16Z2 (82kW)	89-91		R	L	04-0462	Luc	Ø 19,05	Alu	
	89-91		R	R	04-0461		Luc	Ø 19,05	Alu
<b>Cr-v I (RD1) 10/95-6/05</b>									
2.0 16v (R D1, RD3) Eng. B20B (94kW)	95-99		R	L	04-0911		Ø 20,64	Alu	
	95-99		R	R	04-0910			Ø 20,64	Alu
2.0 16v (R D1, RD3) Eng. B20Z1/ 3/ 9 (108kW)	99-02		R	L	04-0911		Ø 20,64	Alu	
	99-02		R	R	04-0910			Ø 20,64	Alu
<b>Crx I (AF, AS) 10/83-10/87</b>									
1.3 12v Eng. EV2 (52kW)	83-87		R	L	04-0209		Ø 19,05	Alu	
	83-87		R	R	04-0210			Ø 19,05	Alu
1.5i (AF) Eng. EW3 (66-74kW)	83-86		R	L	04-0209		Ø 19,05	Alu	
	83-86		R	R	04-0210			Ø 19,05	Alu
1.6 i 16v (AS) Eng. ZC1 (92kW)	86-87		R	L	04-0209		Ø 19,05	Alu	
	86-87		R	R	04-0210			Ø 19,05	Alu
<b>Crx III (EH, EG) 3/92-12/98</b>									
1.6 ESi (EH6) Eng. D16Z6 (96-80kW)	3/92-		R	L	04-0475		Ø 19,05	Alu	
	3/92-		R	R	04-0474			Ø 19,05	Alu
<b>HR-V (GH) 3/99-</b>									
1.6 16v 4WD Eng. D16W5 (91kW)	99-		R	L	04-0475		Ø 19,05	Alu	
	99-		R	R	04-0474			Ø 19,05	Alu
1.6 16v, 4WD Eng. D16W1 (77kW)	99-		R	L	04-0475		Ø 19,05	Alu	
	99-		R	R	04-0474			Ø 19,05	Alu
<b>Integra (DA) 10/85-8/89</b>									
1.5 (DA4) Eng. D15A1 (63kW)	85-89		R	L	04-0209		Ø 19,05	Alu	
	85-89		R	R	04-0210			Ø 19,05	Alu

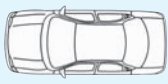






















		Spare Parts	F/R	L/R	METELLI ref.		DIMENSIONS mm.	NOTE
1.5 (DA4) Eng. D15A1 (63kW)	85-89				<b>05-0214</b>		Ø 22,20	Alu
<b>Jazz III (GD) 3/02-10/08</b>								
1.2 DSi Eng. L12A1 (57kW)	02-		R		<b>04-0816</b>		Ø 17,46	
	02-				<b>05-0328</b>	Nissin	Ø 20,64	Alu
1.4 DSi Eng. L13A1 (61kW)	02-		R		<b>04-0816</b>		Ø 17,46	
	02-				<b>05-0328</b>	Nissin	Ø 20,64	Alu
<b>Legend I (HS, KA) 1/86-12/90</b>								
2.5 i (HS) Eng. C25A1 (110kW)	86-87				<b>05-0321</b>		Ø 25,40	Alu, +ABS
2.5 i (HS) Eng. C25A2 (127kW)	87-88				<b>05-0321</b>		Ø 25,40	Alu, +ABS
2.7 i 24v (KA4), Coupe Eng. C27A1 (124kW)	7/88-90				<b>05-0321</b>		Ø 25,40	Alu, Sedan, +ABS
<b>Logo (GA3) 3/99-3/02</b>								
1.3 Eng. D13B7 (48kW)	99-02		R	L	<b>04-0864</b>	Nissin	Ø 17,46	Alu
	99-02		R	R	<b>04-0863</b>	Nissin	Ø 17,46	Alu
<b>Prelude I Coupe (SN) 1/78-10/83</b>								
1.6 Eng. EL (59-66kW)	11/78-81		R		<b>04-0379</b>		Ø 17,46	Alu
	81-82		R	L	<b>04-0207</b>		Ø 17,46	Alu
	81-82		R	R	<b>04-0208</b>		Ø 17,46	Alu
	81-82				<b>05-0209</b>		Ø 20,64	Alu
1.8 Eng. EK (74-77-66kW)	11/78-81		R		<b>04-0379</b>		Ø 17,46	Alu
	2/83-12/83		R	L	<b>04-0209</b>		Ø 19,05	Alu
	81-2/83		R	L	<b>04-0207</b>		Ø 17,46	Alu
	2/83-12/83		R	R	<b>04-0210</b>		Ø 19,05	Alu
	81-2/83		R	R	<b>04-0208</b>		Ø 17,46	Alu
	2/83-12/83				<b>05-0145</b>		Ø 20,64	Alu
	81-2/83				<b>05-0209</b>		Ø 20,64	Alu
<b>Prelude II (AB) 11/83-4/87</b>								
1.8 EX Eng. ET2 (77kW)	83-		R		<b>04-0286</b>		Ø 19,05	Ch -DC000146, Alu
	-87		R		<b>04-0379</b>		Ø 17,46	Ch DC000147-, Alu
	83-				<b>05-0145</b>		Ø 20,64	Ch -DC000146, Alu
1.8 EX Eng. ET4 (74kW)	85-		R		<b>04-0286</b>		Ø 19,05	Ch -DC000146, Alu
	-87		R		<b>04-0379</b>		Ø 17,46	Ch DC000147-, Alu
	85-				<b>05-0145</b>		Ø 20,64	Ch -DC000146, Alu
<b>Prelude III (BA) 4/86-1/92</b>								
2.0 (BA4) Eng. B20A4 (84kW)	88-				<b>05-0211</b>		Ø 23,81	Alu
2.0 i EX 16v (BA2) Eng. B20A1 (101kW)	-87				<b>05-0211</b>		Ø 23,81	Alu
2.0 i EX 16v (BA4) Eng. B20A9 (103kW)	90-				<b>05-0211</b>		Ø 23,81	Alu
2.0 i EX 16v (BA4) Kat Eng. B20A5 (101kW)	88-				<b>05-0211</b>		Ø 23,81	Alu
<b>Quintet (SU) 2/80-12/84</b>								
1.6 EX Eng. EL/ EP (59-66kW)	-80		R		<b>04-0379</b>		Ø 17,46	Alu
	11/80-83		R	L	<b>04-0207</b>		Ø 17,46	Alu
	11/80-83		R	R	<b>04-0208</b>		Ø 17,46	Alu
	11/80-83				<b>05-0209</b>		Ø 20,64	Alu
<b>Shuttle (RA) 10/94-5/01</b>								
2.2 16v Eng. F22B8 (110kW)	96-98				<b>05-0315</b>	Nissin	Ø 25,40	Alu

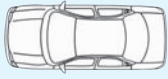





































HONDA USA

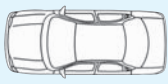















































<b>Civic</b>								
All models	-02		R	L	<b>04-0798</b>		Ø 19,05	
	-02		R	R	<b>04-0796</b>		Ø 19,05	

HYUNDAI

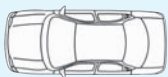


















<b>Accent I (X-3) 10/94-1/00</b>								
1.3 i, 12v Eng. G4EH (44-55-62kW)	94-00		R	L	<b>04-0883</b>		Ø 15,87	Alu
	94-00		R	R	<b>04-0884</b>		Ø 15,87	Alu
1.5 i 12v Eng. G4EK (65kW)	94-00		R	L	<b>04-0883</b>		Ø 15,87	Alu
	94-00		R	R	<b>04-0884</b>		Ø 15,87	Alu
1.5i 16v Eng. G4K (73kW)	95-00		R	L	<b>04-0883</b>		Ø 15,87	Alu
	95-00		R	R	<b>04-0884</b>		Ø 15,87	Alu
<b>Accent II (LC) 1/00-6/06</b>								
1.3 Eng. G4EA (55-61-62-63kW)	00-7/02		R	L	<b>04-0707</b>	Luc	Ø 19,05	Alu
	8/02-06		R	L	<b>04-0818</b>		Ø 17,78	Alu
	00-7/02		R	R	<b>04-0708</b>	Luc	Ø 19,05	Alu
	8/02-06		R	R	<b>04-0819</b>		Ø 17,78	Alu










		Spare Parts	F/R	L/R	METELLI ref.		DIMENSIONS mm.	NOTE
1.5 Eng. G4EB (66kW)	00-7/02		R	L	04-0707	Luc	Ø 19,05	Alu
	8/02-06		R	L	04-0818		Ø 17,78	Alu
	00-7/02		R	R	04-0708	Luc	Ø 19,05	Alu
	8/02-06		R	R	04-0819		Ø 17,78	Alu
1.5 Eng. G4EC-G (75kW)	00-8/02		R	L	04-0707	Luc	Ø 19,05	Alu
	9/02-06		R	L	04-0818		Ø 17,78	Alu
	00-8/02		R	R	04-0708	Luc	Ø 19,05	Alu
	9/02-06		R	R	04-0819		Ø 17,78	Alu
1.5 CRDi Eng. D3EA (60kW)	4/02-8/02		R	L	04-0707	Luc	Ø 19,05	Alu
	9/02-06		R	L	04-0818		Ø 17,78	Alu
	4/02-8/02		R	R	04-0708	Luc	Ø 19,05	Alu
	9/02-06		R	R	04-0819		Ø 17,78	Alu
<b>Atos (MX) 2/98-</b>								
1.0 i Eng. G4HC (40kW)	2/98-5/02		R	L	04-0818		Ø 17,78	Alu
	2/98-5/02		R	R	04-0819		Ø 17,78	Alu
	2/98-				05-0346		Ø 20,64	Alu, -ABS
1.0 i Eng. G4HC-E (43kW)	01-5/02		R	L	04-0818		Ø 17,78	Alu
	01-5/02		R	R	04-0819		Ø 17,78	Alu
1.1 Eng. G4HG (46kW)	04-		R	L	04-0956		Ø 15,87	Alu
	04-		R	R	04-0968		Ø 15,87	Alu
<b>Atos Prime (MX) 8/99-</b>								
1.0 i Eng. G4HC (40kW)	05-		R	L	04-0956		Ø 15,87	Alu
	99-5/02		R	L	04-0818		Ø 17,78	Alu
	05-		R	R	04-0968		Ø 15,87	Alu
	99-5/02		R	R	04-0819		Ø 17,78	Alu
	99-				05-0346		Ø 20,64	Alu, -ABS
1.0 i Eng. G4HC-E (43kW)	01-5/02		R	L	04-0818		Ø 17,78	Alu
	05-		R	L	04-0956		Ø 15,87	Alu
	01-5/02		R	R	04-0819		Ø 17,78	Alu
	05-		R	R	04-0968		Ø 15,87	Alu
	01-				05-0346		Ø 20,64	Alu, -ABS
	5/02-				05-0698		Ø 20,64	Alu, +ABS
1.1 Eng. G4HD (43kW)	03-		R	L	04-0956		Ø 15,87	Alu
	03-		R	R	04-0968		Ø 15,87	Alu
	03-				05-0698		Ø 20,64	Alu, +ABS
1.1 12v Eng. G4HG (46kW)	05-		R	L	04-0956		Ø 15,87	Alu
	05-		R	R	04-0968		Ø 15,87	Alu
	05-				05-0698		Ø 20,64	Alu, +ABS
<b>Coupe I (RD) 8/96-4/02</b>								
1.6 16v Eng. G4GR/ G4DR (84kW)	97-02		R	L	04-0656		Ø 19,05	Alu
	97-02		R	R	04-0657		Ø 19,05	Alu
	96-02				05-0763		Ø 22,20	Alu, +ABS
2.0 16v Eng. G4GF (102kW)	96-02				05-0763		Ø 22,20	Alu, +ABS
<b>Elantra (XD) 6/00-</b>								
1.6 Eng. G4ED-G (77kW)	03-		R	L	04-0707	Luc	Ø 19,05	Alu
	03-		R	R	04-0708	Luc	Ø 19,05	Alu
1.6 Eng. G4ED-G (79kW)	00-		R	L	04-0707	Luc	Ø 19,05	Alu
	00-		R	R	04-0708	Luc	Ø 19,05	Alu
2.0 Eng. G4GC-G (102kW)	00-		R	L	04-0707		Ø 19,05	Alu
	00-		R	R	04-0708		Ø 19,05	Alu
2.0 Eng. G4GC-G (104kW)	00-		R	L	04-0707		Ø 19,05	Alu
	00-		R	R	04-0708		Ø 19,05	Alu
2.0 CRDi Eng. D4EA (83kW)	01-		R	L	04-0707		Ø 19,05	Alu
	01-		R	R	04-0708		Ø 19,05	Alu
<b>Excel I 1/86-1/90</b>								
1.5 Eng. G15B (53kW)	86-88		R		04-0132		Ø 19,05	
	89-90		R		04-0392		Ø 19,05	
<b>Excel II 1/90-5/96</b>								
1.3 Eng. G4DG (43kW)	90-91		R		04-0393		Ø 20,64	
	92-93		R	L	04-0658		Ø 20,64	Alu
	92-93		R	R	04-0659		Ø 20,64	Alu
1.5 Eng. G4DJ (53kW)	90-91		R		04-0393		Ø 20,64	
	92-93		R	L	04-0658		Ø 20,64	Alu
	92-93		R	R	04-0659		Ø 20,64	Alu

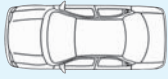
		Spare Parts	F/R	L/R	METELLI ref.		DIMENSIONS mm.	NOTE
<b>Getz (TB) 9/02-</b>								
1.1 Eng. G4HD/SOCH 12v (46kW)	02-		R	L	04-0818		Ø 17,78	Alu
	02-		R	R	04-0819		Ø 17,78	Alu
	9/02-				05-0649	Mando	Ø 22,20	Alu, +ABS
					05-0345		Ø 22,20	Alu, -ABS
1.1 Eng. G4HG (49kW)	05-		R	L	04-0818		Ø 17,78	Alu
	05-		R	R	04-0819		Ø 17,78	Alu
	05-				05-0649	Mando	Ø 22,20	Alu, +ABS
1.3 Eng. G4EA (60kW)	02-		R	L	04-0818		Ø 17,78	Alu
	02-		R	R	04-0819		Ø 17,78	Alu
	9/02-				05-0649	Mando	Ø 22,20	Alu, +ABS
					05-0345		Ø 22,20	Alu, -ABS
1.3 Eng. G4EA (63kW)	03-		R	L	04-0818		Ø 17,78	Alu
	03-		R	R	04-0819		Ø 17,78	Alu
	03-				05-0649	Mando	Ø 22,20	Alu, +ABS
1.4 16v Eng. G4EE (71kW)	05-		R	L	04-0818		Ø 17,78	Alu
	05-		R	R	04-0819		Ø 17,78	Alu
	05-				05-0649	Mando	Ø 22,20	Alu, +ABS
1.5 CRDi Eng. D3EA (60kW)	03-		R	L	04-0818		Ø 17,78	Alu
	03-		R	R	04-0819		Ø 17,78	Alu
	03-				05-0649	Mando	Ø 22,20	Alu, +ABS
1.5 CRDi Eng. D4FA (65kW)	05-		R	L	04-0818		Ø 17,78	Alu
	05-		R	R	04-0819		Ø 17,78	Alu
	05-				05-0649	Mando	Ø 22,20	Alu, +ABS
1.5 CRDi Eng. D4FA (81kW)	05-		R	L	04-0818		Ø 17,78	Alu
	05-		R	R	04-0819		Ø 17,78	Alu
1.6 Eng. G4ED-G (77kW)	02-		R	L	04-0818		Ø 17,78	Alu
	02-		R	R	04-0819		Ø 17,78	Alu
	02-				05-0345		Ø 22,20	Alu, -ABS
	02-				05-0649	Mando	Ø 22,20	Alu, +ABS
<b>Lantra 1/86-6/90</b>								
1.2 Pick-up (40kW)	86-6/90		R		04-0393		Ø 20,64	
<b>Lantra I (J-1) 10/90-11/95</b>								
1.5 Eng. G15B/ G4DJ (63-53kW)	91-95		R	L	04-0656		Ø 19,05	Alu
	91-95		R	R	04-0657		Ø 19,05	Alu
1.6 i.e. 16v Eng. G4CR (78-84kW)	91-95		R	L	04-0656		Ø 19,05	Alu
	91-95		R	R	04-0657		Ø 19,05	Alu
1.8 i.e. 16v Eng. G4CN (93kW)	92-95		R	L	04-0656		Ø 19,05	Alu
	92-95		R	R	04-0657		Ø 19,05	Alu
<b>Lantra II (J-2), SW 11/95-9/00</b>								
1.5 12v Eng. G4EK (65kW)	96-00		R	L	04-0656		Ø 19,05	Alu
	96-00		R	R	04-0657		Ø 19,05	Alu
	96-00				05-0763		Ø 22,20	Alu, +ABS
1.6 16v Eng. G4GR/ G4DR (84kW)	95-00		R	L	04-0656		Ø 19,05	Alu
	95-00		R	R	04-0657		Ø 19,05	Alu
	95-00				05-0763		Ø 22,20	Alu, +ABS
1.6 i Eng. G4GR (66kW)	95-00		R	L	04-0656		Ø 19,05	Alu
	95-00		R	R	04-0657		Ø 19,05	Alu
	95-00				05-0763		Ø 22,20	Alu, +ABS
1.8 16v Eng. G4GM (94kW)	95-00		R	L	04-0656		Ø 19,05	Alu
	95-00		R	R	04-0657		Ø 19,05	Alu
	95-00				05-0763		Ø 22,20	Alu, +ABS
1.9 D Eng. XUD9 (50kW)	98-00		R	L	04-0656		Ø 19,05	Alu
	98-00		R	R	04-0657		Ø 19,05	Alu
	98-00				05-0763		Ø 22,20	Alu, +ABS
2.0 16v Eng. G4GF (102kW)	96-00				05-0763		Ø 22,20	Alu, +ABS
<b>Matrix (FC) 6/01-</b>								
1.5 CRDi Eng. D3EA (60kW)	6/01-		R	L	04-0707	Luc	Ø 19,05	Alu
	6/01-		R	R	04-0708	Luc	Ø 19,05	Alu
	6/01-				05-0586		Ø 23,81	Alu, +ABS
					05-0349		Ø 23,81	Alu, -ABS
1.5 CRDi Eng. D4FA (75kW)	04-		R	L	04-0707	Luc	Ø 19,05	Alu
	04-		R	R	04-0708	Luc	Ø 19,05	Alu
	04-				05-0586		Ø 23,81	Alu, +ABS

		Spare Parts	F/R	L/R	METELLI ref.		DIMENSIONS mm.	NOTE
1.5 CRDi Eng. D4FA (75kW)	04-				<b>05-0349</b>		Ø 23,81	Alu, -ABS
1.5 CRDi Eng. D4FA (81kW)	06-		R	L	<b>04-0707</b>	Luc	Ø 19,05	Alu
	06-		R	R	<b>04-0708</b>	Luc	Ø 19,05	Alu
1.6 Eng. G4ED-G (76kW)	6/01-		R	L	<b>04-0707</b>	Luc	Ø 19,05	Alu
	6/01-		R	R	<b>04-0708</b>	Luc	Ø 19,05	Alu
	6/01-				<b>05-0586</b>		Ø 23,81	Alu, +ABS
	6/01-				<b>05-0349</b>		Ø 23,81	Alu, -ABS
1.8 Eng. G4GB-G (90kW)	6/01-		R	L	<b>04-0707</b>	Luc	Ø 19,05	Alu
	6/01-		R	R	<b>04-0708</b>	Luc	Ø 19,05	Alu
	6/01-				<b>05-0586</b>		Ø 23,81	Alu, +ABS
	6/01-				<b>05-0349</b>		Ø 23,81	Alu, -ABS
<b>Pony I 6/74-9/89</b>								
1.2, Wagon Eng. 4G36 (40-41-59kW)	80-85		R		<b>04-0085</b>		Ø 20,64	
	82-85		R		<b>04-0086</b>		Ø 17,78	
	85-88		R		<b>04-0132</b>		Ø 19,05	
	90-91		R		<b>04-0393</b>		Ø 20,64	
	82-85		R	L	<b>04-0133</b>	Mit	Ø 19,05	
	82-85		R	R	<b>04-0134</b>	Mit	Ø 19,05	
1.4, Wagon Eng. 4G33 (50-68kW)	80-85		R		<b>04-0085</b>		Ø 20,64	
	85-88		R		<b>04-0132</b>		Ø 19,05	
	90-91		R		<b>04-0393</b>		Ø 20,64	
	82-85		R	L	<b>04-0133</b>	Mit	Ø 19,05	
	82-85		R	R	<b>04-0134</b>	Mit	Ø 19,05	
1.5 Eng. G15B/ G4DJ (53kW)	85-88		R		<b>04-0132</b>		Ø 19,05	
	86-8/89		R		<b>04-0392</b>		Ø 19,05	
	-89		R		<b>04-0393</b>		Ø 20,64	
	-85		R	L	<b>04-0133</b>	Mit	Ø 19,05	
	-85		R	R	<b>04-0134</b>	Mit	Ø 19,05	
<b>Pony II (X-2) 10/89-1/95</b>								
1.3 Eng. G13B (49kW)	91-94		R	L	<b>04-0658</b>		Ø 20,64	Alu
	91-94		R	R	<b>04-0659</b>		Ø 20,64	Alu
1.3 Eng. G4DG (43kW)	91-94		R	L	<b>04-0658</b>		Ø 20,64	Alu
	91-94		R	R	<b>04-0659</b>		Ø 20,64	Alu
1.5 Eng. G15B/ G4DJ (53-61-62kW)	91-94		R	L	<b>04-0658</b>		Ø 20,64	Alu
	91-94		R	R	<b>04-0659</b>		Ø 20,64	Alu
<b>S Coupe (SLC) 2/90-5/96</b>								
1.5 Eng. G15B/ G4DJ (62-53kW)	3/90-6/92		R		<b>04-0393</b>		Ø 20,64	
1.5 i Eng. G4EK (65kW)	91-94		R	L	<b>04-0658</b>		Ø 20,64	Alu
	91-94		R	R	<b>04-0659</b>		Ø 20,64	Alu
1.5 i T. Eng. G4EK-TC (85kW)	91-94		R	L	<b>04-0658</b>		Ø 20,64	Alu
	91-94		R	R	<b>04-0659</b>		Ø 20,64	Alu
<b>Santa Fé I (SM) 2/01-2/06</b>								
2.0 Eng. G4BP (99kW)	01-				<b>05-0347</b>		Ø 25,40	Alu
2.0 CRDi, 4WD Eng. D4EA (83kW)	01-		R	L	<b>04-0906</b>		Ø 20,64	Alu
	01-		R	R	<b>04-0907</b>		Ø 20,64	Alu
	01-				<b>05-0347</b>		Ø 25,40	Alu
2.4 16v, 4WD Eng. G4JS-G (100-107kW)	01-		R	L	<b>04-0906</b>		Ø 20,64	Alu
	01-		R	R	<b>04-0907</b>		Ø 20,64	Alu
	01-				<b>05-0347</b>		Ø 25,40	Alu
2.7 V6 4WD Eng. G6BA-G (127kW)	01-		R	L	<b>04-0906</b>		Ø 20,64	Alu
	01-		R	R	<b>04-0907</b>		Ø 20,64	Alu
	01-				<b>05-0347</b>		Ø 25,40	Alu
<b>Sonata I (Y-2) 9/88-10/93</b>								
1.8 i Eng. G4M (70kW)	1/91-12/91		R		<b>04-0505</b>		Ø 20,64	
	89-90		R	L	<b>04-0390</b>		Ø 20,64	
	89-90		R	R	<b>04-0391</b>		Ø 20,64	
2.0 i Eng. G4CP (74kW)	1/91-12/91		R		<b>04-0505</b>		Ø 20,64	
	89-90		R	L	<b>04-0390</b>		Ø 20,64	
	89-90		R	R	<b>04-0391</b>		Ø 20,64	
2.4 i Eng. G4CS (82-84-90kW)	1/91-12/91		R		<b>04-0505</b>		Ø 20,64	
	89-90		R	L	<b>04-0390</b>		Ø 20,64	
	89-90		R	R	<b>04-0391</b>		Ø 20,64	








		Spare Parts	F/R	L/R	METELLI ref.		DIMENSIONS mm.	NOTE
<b>Sonata II (Y-3) 5/93-6/98</b>								
1.8 i Eng. G4CM (72kW)	7/93-96		R	L	04-0656		Ø 19,05	Alu
	7/93-96		R	R	04-0657		Ø 19,05	Alu
2.0 i Eng. G4CP (70kW)	96-98		R	L	04-0656		Ø 19,05	Alu
	96-98		R	R	04-0657		Ø 19,05	Alu
2.0 i Eng. G4CP (77kW)	94-96		R	L	04-0656		Ø 19,05	Alu
	94-96		R	R	04-0657		Ø 19,05	Alu
2.0 i 16v Eng. G4CP-D (96-102kW)	7/93-98		R	L	04-0656		Ø 19,05	Alu
	7/93-98		R	R	04-0657		Ø 19,05	Alu
2.0 i 16v Eng. G4CP-DM (92kW)	96-98		R	L	04-0656		Ø 19,05	Alu
	96-98		R	R	04-0657		Ø 19,05	Alu
<b>Starex (H1) 6/97-</b>								
2.4, 4WD Eng. G4BS (82kW)	97-		R	L	04-0987		Ø 22,20	Alu
	97-		R	R	04-0988		Ø 22,20	Alu
2.5 TD, 4WD Eng. D4BF (59kW)	97-		R	L	04-0987		Ø 22,20	Alu
	97-		R	R	04-0988		Ø 22,20	Alu
<b>Stellar 10/83-12/91</b>								
1.4 Eng. 4G33 (50-68kW)	83-85		R		04-0049		Ø 17,78	
	85-86		R		04-0356		Ø 22,20	
	86-		R	L	04-0688		Ø 20,64	
	86-		R	R	04-0689		Ø 20,64	
1.6 Eng. 4G32 (55-74kW)	84-85		R		04-0049		Ø 17,78	
	85-87		R		04-0356		Ø 22,20	
	87-91		R	L	04-0688		Ø 20,64	
	87-91		R	R	04-0689		Ø 20,64	
<b>Terracan (HP) 12/01-</b>								
2.5 TD Eng. D4BH (73-65-77kW)	01-		R	L	04-0992		Ø 19,05	Alu
	01-		R	R	04-0993		Ø 19,05	Alu
2.9 CRDi Eng. J3 (110kW)	01-		R	L	04-0992		Ø 19,05	Alu
	01-		R	R	04-0993		Ø 19,05	Alu
2.9 CRDi Eng. J3 (120kW)	03-		R	L	04-0992		Ø 19,05	Alu
	03-		R	R	04-0993		Ø 19,05	Alu
<b>Trajjet (FO) 3/00-</b>								
2.0 Eng. G4GC (103kW)	04-		R	L	04-0906		Ø 20,64	Alu
	04-		R	R	04-0907		Ø 20,64	Alu
2.0 16v Eng. G4JP-G (100kW)	00-		R	L	04-0906		Ø 20,64	Alu
	00-		R	R	04-0907		Ø 20,64	Alu
2.0 CRDi Eng. D4EA (83kW)	01-		R	L	04-0906		Ø 20,64	Alu
	01-		R	R	04-0907		Ø 20,64	Alu
2.7 V6 Eng. G6BA-G (127kW)	00-		R	L	04-0906		Ø 20,64	Alu
	00-		R	R	04-0907		Ø 20,64	Alu



<b>H-1 Van, Starex 10/97-</b>								
2.4 (107kW)	01-		R	L	04-0987		Ø 22,20	Alu
	01-		R	R	04-0988		Ø 22,20	Alu
2.4, 4WD Eng. G4CS (82-84-90kW)	97-		R	L	04-0987		Ø 22,20	Alu
	97-		R	R	04-0988		Ø 22,20	Alu
2.5 CRDi Eng. D4CB (103kW)	03-		R	L	04-0987		Ø 22,20	Alu
	03-		R	R	04-0988		Ø 22,20	Alu
2.5 D Eng. D4BB (57kW)	97-		R	L	04-0987		Ø 22,20	Alu
	97-		R	R	04-0988		Ø 22,20	Alu
2.5 TD Eng. D4BF (59kW)	97-		R	L	04-0987		Ø 22,20	Alu
	97-		R	R	04-0988		Ø 22,20	Alu
2.5 TD Eng. D4BH (73kW)	99-		R	L	04-0987		Ø 22,20	Alu
	99-		R	R	04-0988		Ø 22,20	Alu
2.5 TD Eng. D4BH (74kW)	01-		R	L	04-0987		Ø 22,20	Alu
	01-		R	R	04-0988		Ø 22,20	Alu
2.6 TDiC (63kW)	97-		R	L	04-0987		Ø 22,20	Alu
	97-		R	R	04-0988		Ø 22,20	Alu
<b>H100 Bus (P) 7/93-3/00</b>								
2.5 D, Van Eng. D4BB (57kW)	94-00		R	L	04-0922		Ø 20,64	Alu
	94-00		R	R	04-0923		Ø 20,64	Alu

		Spare Parts	F/R	L/R	METELLI ref.		DIMENSIONS mm.	NOTE
2.5 D, Van Eng. D4BX/ D4BA (55kW)	93-94		R	L	04-0922		Ø 20,64	Alu
	93-94		R	R	04-0923		Ø 20,64	Alu






## INNOCENTI

Elba (146) 8/91-								
1.3 Eng. 146A5.000 (49kW)	91-		R		04-0279		Ø 19,05	
	91-				05-0088		Ø 20,64	
1.4 ie Eng. 146C5.000/ 146D5.000 (49kW)	94-96		R		04-0279		Ø 19,05	
	94-96				05-0088		Ø 20,64	
1.5 Eng. 149C1.000 (55kW)	92-		R		04-0279		Ø 19,05	
	92-				05-0088		Ø 20,64	
1.6 ie Eng. 146C6.000/ 146D6.000 (55kW)	94-96		R		04-0279		Ø 19,05	
	94-96				05-0088		Ø 20,64	
1.7 D Eng. 146B2.000 (42kW)	91-		R		04-0279		Ø 19,05	
	91-				05-0088		Ø 20,64	
	91-				05-0218	Bdx	Ø 20,64	








## Mille 1/94-

1.0	94-		R		04-0156		Ø 19,05	
1.4 Eng. 160A1.048 (52kW)	94-		R		04-0156		Ø 19,05	






## Mini I 1/69-1/77

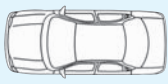








1.0 (39kW)	69-77		F	L	04-0028		Ø 23,81	Clubman
			F	R	04-0027		Ø 23,81	Clubman
			R		04-0043		Ø 15,87	Ch -364531
			R		04-0029		Ø 19,05	Ch 364532-, Cooper
1.0 Eng. BLMC99H (32kW)	69-77		F	L	04-0028		Ø 23,81	Clubman
			F	R	04-0027		Ø 23,81	Clubman
			R		04-0043		Ø 15,87	Ch -364531
			R		04-0029		Ø 19,05	Ch 364532-, Cooper
1.0 Eng. BLMC99H (35kW)	69-77		F	L	04-0028		Ø 23,81	Clubman
			F	R	04-0027		Ø 23,81	Clubman
			R		04-0043		Ø 15,87	Ch -364531
			R		04-0029		Ø 19,05	Ch 364532-, Cooper
90-120	74-77		R		04-0055		Ø 12,70	
-77	R			04-0072		Ø 19,05		
Clubman	-77		R		04-0077		Ø 14,29	

## Mini II 1/77-10/85






























0.8 (25kW)	69-77		F	L	04-0028		Ø 23,81	
	69-77		F	R	04-0027		Ø 23,81	
	69-77		R		04-0029		Ø 19,05	
1.0 Eng. BLMC99H (27kW)			R		04-0043		Ø 15,87	Ch -364531
			R		04-0029		Ø 19,05	Ch 364532-, Cooper / Clubman
1.0 Eng. BLMC99H (32kW)			R		04-0043		Ø 15,87	Ch -364531
			R		04-0029		Ø 19,05	Ch 364532-, Cooper / Clubman
1.0 Eng. BLMC99H (35kW)			R		04-0043		Ø 15,87	Ch -364531
			R		04-0029		Ø 19,05	Ch 364532-, Cooper / Clubman
1.0 Eng. CB23 (39kW)			R		04-0043		Ø 15,87	Ch -364531
			R		04-0029		Ø 19,05	Ch 364532-, Cooper / Clubman
1.1 (33-37kW)	67-74		R		04-0067		Ø 20,32	
1.3 S (44kW)	67-74		R		04-0067		Ø 20,32	

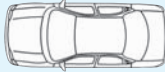





## Mini III 10/85-10/91

0.8 (25kW)	69-77		F	L	04-0028		Ø 23,81	
	69-77		F	R	04-0027		Ø 23,81	
	69-77		R		04-0029		Ø 19,05	
1.0 Eng. BLMC99H (27kW)	69-77		F	L	04-0028		Ø 23,81	
	69-77		F	R	04-0027		Ø 23,81	
	69-77		R		04-0029		Ø 19,05	
1.0 Eng. BLMC99H (32kW)	69-77		F	L	04-0028		Ø 23,81	
	69-77		F	R	04-0027		Ø 23,81	
	69-77		R		04-0029		Ø 19,05	
1.0 Eng. BLMC99H (35kW)	69-77		F	L	04-0028		Ø 23,81	
	69-77		F	R	04-0027		Ø 23,81	
	69-77		R		04-0029		Ø 19,05	
1.1 (33-37kW)	67-74		R		04-0067		Ø 20,32	




























		Spare Parts	F/R	L/R	METELLI ref.		DIMENSIONS mm.	NOTE
1.3 Eng. BLMC99H (47kW)	67-74		R		04-0067		Ø 20,32	
1.3 S (44kW)	69-71		R		04-0135		Ø 17,46	
<b>Small 1/87-</b>								
500 (22kW)	87-		R		04-0072		Ø 19,05	
900 (38kW)	87-		R		04-0072		Ø 19,05	
<b>Spider</b>								
1.1 S			R		04-0029		Ø 19,05	
JM3-JM3S-J4-J4S			R		04-0029		Ø 19,05	

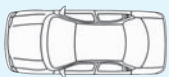











































## ISUZU

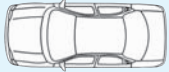

































<b>Amigo 1/89-</b>								
2.2 Eng. Y22E (96kW)	89-91		R		04-0366		Ø 22,20	
2.3 S	89-91		R		04-0366		Ø 22,20	
2.6i Eng. 4ZE1 (84kW)	89-91		R		04-0366		Ø 22,20	
<b>Faster 1/81-12/87</b>								
KB20, KBG21	81-84		R		04-0490		Ø 25,40	
<b>Gemini I (JT) 1/82-</b>								
1.3	86-88		R		04-0512		Ø 17,46	
1.5 Eng. 4XC1-U (52kW)			R		04-0512		Ø 17,46	
1.5 D Eng. 4EC1 (37kW)			R		04-0512		Ø 17,46	
<b>Hombre</b>								
All models	96-00		R		04-0729		Ø 19,05	
<b>Mark I 1/82-12/91</b>								
1.5, T. Eng. 4XC1-T (49kW)	81-84		R		04-0264		Ø 20,64	
	85-89		R		04-0512		Ø 17,46	Exc. Turbo -87
1.6 16v Eng. 4XE1W (98kW)	81-84		R		04-0264		Ø 20,64	
	85-89		R		04-0512		Ø 17,46	Exc. Turbo -87
1.8 D, TD Eng. 4FB1 (45-54kW)	81-84		R		04-0264		Ø 20,64	
	85-89		R		04-0512		Ø 17,46	Exc. Turbo -87
<b>Pick-Up (TFR-TFS)</b>								
1.6 4WD Eng. G161Z (58kW)	1/84-87		R		04-0366		Ø 22,20	Exc. Sweden/Finland/Norway
	1/84-87		R		04-0490		Ø 25,40	Sweden/Finland/Norway
	81-12/83		R		04-0490		Ø 25,40	
2.0 Eng. G200Z (57kW)	1/84-87		R		04-0366		Ø 22,20	Exc. Sweden/Finland/Norway
	1/84-87		R		04-0490		Ø 25,40	Sweden/Finland/Norway
	81-12/83		R		04-0490		Ø 25,40	
2.2 D Eng. C223 (38kW)	1/84-87		R		04-0366		Ø 22,20	Exc. Sweden/Finland/Norway
	1/84-87		R		04-0490		Ø 25,40	Sweden/Finland/Norway
	81-12/83		R		04-0490		Ø 25,40	
2.8 D Eng. 4BA1 (55kW)	1/84-87		R		04-0366		Ø 22,20	Exc. Sweden/Finland/Norway
	1/84-87		R		04-0490		Ø 25,40	Sweden/Finland/Norway
	81-12/83		R		04-0490		Ø 25,40	
<b>Rodeo 1/88-</b>								
2.2 Eng. Y22E (96kW)	91-		R		04-0366		Ø 22,20	
2.6 Eng. 4ZE1/D1 (85-81kW)	91-		R		04-0366		Ø 22,20	
<b>Serie KB II 7/04-</b>								
200	7/04-		R		04-0904		Ø 23,81	Alu, South Africa
240 Eng. C24SE (94kW)	7/04-		R		04-0904		Ø 23,81	Alu, South Africa
250 Dc Eng. 4JA1-T (74kW)	7/04-		R		04-0904		Ø 23,81	Alu, South Africa
300 TDi Eng. 4JJ1-TC (120kW)	7/04-		R		04-0904		Ø 23,81	Alu, South Africa
350 Eng. 6VE1 (147kW)	7/04-		R		04-0904		Ø 23,81	Alu, South Africa
<b>Serie TF</b>								
All models	92-		R		04-0711		Ø 25,40	South Africa
<b>Stylus 1/89-12/93</b>								
1.6 16v Eng. 4XE1W (98kW)	91-		R		04-0497		Ø 15,87	
1.8 16v Eng. 4XF1	91-		R		04-0497		Ø 15,87	
<b>Trooper I (UBS) 1/83-12/91</b>								
2.0 Eng. G200Z (58kW)	81-83		R		04-0490		Ø 25,40	
	84-85		R		04-0366		Ø 22,20	
2.2 D 4WD Eng. C223 (39kW)	85-87		R		04-0366		Ø 22,20	
<b>Trooper I Soft Top (UBS) 1/83-12/91</b>								
2.2 Eng. 4ZD1 (66kW)	85-89		R		04-0366		Ø 22,20	
2.2 TD Eng. C223T (53kW)	85-87		R		04-0366		Ø 22,20	

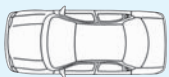














































		Spare Parts	F/R	L/R	METELLI ref.		DIMENSIONS mm.	NOTE
<b>WFR 11 - 12 - 53 - 62</b>								
1.8 (61kW)	82-83		R		04-0711		Ø 25,40	
	86-91		R		04-0366		Ø 22,20	
2.0 Eng. 4ZC1 (69kW)	1/86-8/90		R		04-0366		Ø 22,20	
	82-83		R		04-0711		Ø 25,40	
2.2 D Eng. C223 (44kW)	82-83		R		04-0711		Ø 25,40	
	85-8/90		R		04-0366		Ø 22,20	

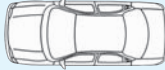





































## IVECO

<b>100 1/73-</b>								
F13, OM13, EC Eng. 8060.02 (90kW)		F		04-0408		Ø 50,80		
		R		04-0409		Ø 50,80		
				05-0105		Ø 44,45		
				09-0003		Ø	Alu	
				54-0005G		Ø 19,05		
				54-0005		Ø 19,05	Alu	
NC Eng. 8060.02 (90kW)		F/R		04-0407		Ø 50,80		
				05-0105		Ø 44,45		
				54-0001		Ø 31,75		
				55-0002		Ø 31,75		
OM Eng. 8060.02 (90kW)		F		04-0401		Ø 44,45		
		R		04-0406		Ø 50,80		
				05-0105		Ø 44,45		
				54-0001		Ø 31,75		
				55-0008		Ø 31,75		
<b>109 1/83-12/91</b>								
109.14 Zeta Eng. 8060.04/.05 (96-99-101kW)		R		04-0414		Ø 31,75		
				05-0151		Ø 31,75		
	-85				05-0109		Ø 38,10	
					05-0153		Ø 27,00	
	85-				54-0007		Ø 19,05	
				55-0005		Ø 19,05		
<b>110 1/73-</b>								
110.14, NC, 130 NC Eng. 8060.04 (96-99-101kW)		F		04-0407		Ø 50,80		
		R		04-0409		Ø 50,80		
				05-0105		Ø 44,45		
				54-0001		Ø 31,75		
	NC, OM		F/R		04-0407		Ø 50,80	
				05-0105		Ø 44,45		
				54-0001		Ø 31,75		
			55-0002		Ø 31,75			
<b>115</b>								
115.14 - 115.17 Eng. 8060.04/.24 (96kW)				54-0006		Ø 38,10		
				55-0006		Ø 25,40		
<b>120 1/75-</b>								
OM, F13, OM13, F14, OM14 Eng. CP3 (114kW)		F/R		04-0614		Ø 50,80		
				05-0105		Ø 44,45		
				54-0002		Ø 31,75	F14 / OM14	
				54-0001		Ø 31,75	OM / F13 / OM13	
				55-0021		Ø 31,75	F13,14 / OM13,14	
			55-0008		Ø 31,75	OM		
<b>130 1/74-</b>								
130.20 NC, NR, NT Eng. 8220.02		F		04-0407		Ø 50,80		
		R		04-0409		Ø 50,80		
				05-0105		Ø 44,45		
				54-0002		Ø 31,75		
	OM 14 Eng. CP3 (114kW)		F/R		04-0407		Ø 50,80	
				05-0105		Ø 44,45		
			54-0002		Ø 31,75			
				55-0002		Ø 31,75		

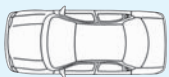






















































		Spare Parts	F/R	L/R	METELLI ref.		DIMENSIONS mm.	NOTE
<b>135</b>								
135.14 - 135.17 Eng. 8060.05 (101kW)					<b>54-0006</b>		Ø 38,10	
					<b>55-0006</b>		Ø 25,40	
<b>140 1/75-</b>								
F 14 - OM 14					<b>54-0002</b>		Ø 31,75	
					<b>55-0021</b>		Ø 31,75	
F20, OM20		F/R			<b>04-0412</b>		Ø 57,15	
					<b>05-0105</b>		Ø 44,45	
<b>145 1/87-</b>								
145.17 Eng. 8060.25 (105-130kW)					<b>54-0006</b>		Ø 38,10	
					<b>55-0006</b>		Ø 25,40	
<b>150 1/75-</b>								
150.20NC, NR, NT Eng. 8220.02		F/R			<b>04-0412</b>		Ø 57,15	
					<b>05-0105</b>		Ø 44,45	
					<b>54-0002</b>		Ø 31,75	
					<b>55-0021</b>		Ø 31,75	
F14, OM14, 150.16A, 150.17 Eng. 8060.25 (105-130kW)		F/R			<b>04-0412</b>		Ø 57,15	
					<b>05-0105</b>		Ø 44,45	
					<b>54-0002</b>		Ø 31,75	
					<b>55-0021</b>		Ø 31,75	
<b>159 1/70-</b>								
20 - OM 20					<b>54-0002</b>		Ø 31,75	
					<b>55-0021</b>		Ø 31,75	
F 17 - OM 17					<b>54-0006</b>		Ø 38,10	
					<b>55-0006</b>		Ø 25,40	
<b>170 1/75-</b>								
170.20 Eng. 8220.02					<b>55-0031</b>		Ø 25,40	
170.26, NC, NT Eng. 8210.02 (192kW)					<b>55-0031</b>		Ø 25,40	
170.33, NC Eng. 8280.01 (244kW)					<b>55-0031</b>		Ø 25,40	
170.35, NC, NT Eng. 8280.02 (262kW)					<b>55-0031</b>		Ø 25,40	
<b>175</b>								
175.17 Eng. 8060.25 (105-130kW)					<b>54-0006</b>		Ø 38,10	
					<b>55-0006</b>		Ø 25,40	
<b>180 1/74-</b>								
180.24 Eng. 8220.22 (177kW)					<b>55-0031</b>		Ø 25,40	
<b>190 1/75-</b>								
190.20F, H, N, NC Eng. 8220.02					<b>55-0031</b>		Ø 25,40	
190.26, NC, PAC, PAT, PC, PT Eng. 8210.02 (192kW)					<b>55-0031</b>		Ø 25,40	
190.26H, HT, N, NT, T Eng. 8210.02 (192kW)					<b>55-0031</b>		Ø 25,40	
190.33, NC Eng. 8280.01 (244kW)					<b>55-0031</b>		Ø 25,40	
190.35H, HT, NC, NT, PC, PT Eng. 8280.02 (262kW)					<b>55-0031</b>		Ø 25,40	
<b>220 1/77-</b>								
220.35, T Eng. 8280.02 (262kW)					<b>55-0001</b>		Ø 31,75	
<b>240 1/69-</b>								
240.26 Eng. 8210.02 (192kW)					<b>55-0001</b>		Ø 31,75	
240.35 Eng. 8280.02 (262kW)					<b>55-0001</b>		Ø 31,75	
<b>300 1/74-</b>								
300 PC, PT, TC Eng. 8210.02 (192kW)					<b>55-0001</b>		Ø 31,75	
<b>40/35 1/66-12/71</b>								
OM 40 - 40/35 NC Eng. 8040.02 (60kW)		F			<b>04-0024</b>		Ø 26,98	
		R			<b>04-0025</b>		Ø 22,22	
					<b>05-0107</b>		Ø 25,40	
					<b>05-0140</b>		Ø 25,40	
					<b>54-0004G</b>		Ø 19,05	
					<b>54-0004</b>		Ø 19,05	Alu
					<b>55-0009</b>		Ø 19,05	Alu
<b>50 1/66-12/86</b>								
50 - NC/ F8, OM8 Eng. 8040.02 (60kW)					<b>54-0004G</b>		Ø 19,05	
					<b>54-0005G</b>		Ø 19,05	
					<b>54-0007</b>		Ø 19,05	
					<b>54-0004</b>		Ø 19,05	Alu
					<b>54-0005</b>		Ø 19,05	Alu

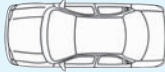




























































			Spare Parts	F/R	L/R	METELLI ref.		DIMENSIONS mm.	NOTE
50 - NC/ F8, OM8 Eng. 8040.02 (60kW)						<b>55-0005</b>		Ø 19,05	
50.10 Zeta Eng. 8340.04 (73-74kW)			F			<b>04-0024</b>	Perr.	Ø 26,98	
			F			<b>04-0016</b>	Sirmac	Ø 25,40	
			R			<b>04-0282</b>		Ø 23,81	
						<b>05-0106</b>		Ø 25,40	
50.8 Zeta Eng. 8040.04 (63kW)			F			<b>04-0024</b>	Perr.	Ø 26,98	
			F			<b>04-0016</b>	Sirmac	Ø 25,40	
			R			<b>04-0282</b>		Ø 23,81	
						<b>05-0106</b>		Ø 25,40	
50.9 Zeta Eng. 8040.05 (65kW)			F			<b>04-0024</b>	Perr.	Ø 26,98	
			R			<b>04-0282</b>		Ø 23,81	
NC, OM Eng. 8040.02 (60kW)			F			<b>04-0024</b>		Ø 26,98	
			R			<b>04-0025</b>		Ø 22,22	
						<b>05-0106</b>		Ø 25,40	
						<b>05-0139</b>		Ø 25,40	
						<b>09-0003</b>		Ø	Alu
						<b>54-0005G</b>		Ø 19,05	
						<b>54-0007</b>		Ø 19,05	
						<b>54-0005</b>		Ø 19,05	Alu
					<b>55-0005</b>		Ø 19,05		
<b>55 1/70-</b>									
55NC Eng. 8040.02 (60kW)			F			<b>04-0024</b>		Ø 26,98	
			R			<b>04-0025</b>		Ø 22,22	
						<b>05-0106</b>		Ø 25,40	
						<b>05-0139</b>		Ø 25,40	
						<b>09-0003</b>		Ø	Alu
						<b>55-0005</b>		Ø 19,05	
F8, F9, F10, OM8, 9, 10			F			<b>04-0024</b>		Ø 26,98	
			R			<b>04-0282</b>		Ø 23,81	
						<b>05-0106</b>		Ø 25,40	
						<b>05-0139</b>		Ø 25,40	
						<b>09-0003</b>		Ø	Alu
						<b>54-0004G</b>		Ø 19,05	F8 / OM8
						<b>54-0005G</b>		Ø 19,05	F9,10 / OM9,10
						<b>54-0004</b>		Ø 19,05	Alu, F8 / OM8
				<b>54-0005</b>		Ø 19,05	Alu, F9,10 / OM9,10		
					<b>55-0005</b>		Ø 19,05		
<b>60 1/79-12/91</b>									
60.10 Zeta Eng. 8340.04 (73-74kW)	10/83- 10/83- 10/83-		F			<b>04-0016</b>		Ø 25,40	
			R			<b>04-0282</b>		Ø 23,81	
						<b>05-0106</b>		Ø 25,40	
						<b>54-0007</b>		Ø 19,05	
						<b>55-0005</b>		Ø 19,05	
60.11 Zeta Eng. 8040.25B/X (75-85kW)	87- 87-		F/R			<b>04-0016</b>		Ø 25,40	
						<b>05-0139</b>		Ø 25,40	
						<b>54-0007</b>		Ø 19,05	
						<b>55-0005</b>		Ø 19,05	
60.8 Zeta Eng. 8040.04 (63kW)	10/83- 10/83- 10/83-		F			<b>04-0016</b>		Ø 25,40	
			R			<b>04-0282</b>		Ø 23,81	
						<b>05-0106</b>		Ø 25,40	
						<b>54-0007</b>		Ø 19,05	
						<b>55-0005</b>		Ø 19,05	
F8, F10, OM8, OM10			F			<b>04-0024</b>		Ø 26,98	
			R			<b>04-0282</b>		Ø 23,81	
						<b>05-0106</b>		Ø 25,40	
						<b>05-0139</b>		Ø 25,40	
						<b>09-0003</b>		Ø	Alu
						<b>54-0005G</b>		Ø 19,05	
						<b>54-0005</b>		Ø 19,05	Alu
					<b>55-0005</b>		Ø 19,05		
<b>615 1/51-12/58</b>									
N1 Truck Eng. 305D			F/R			<b>04-0013</b>		Ø 28,57	

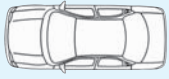

























































		Spare Parts	F/R	L/R	METELLI ref.		DIMENSIONS mm.	NOTE
<b>616 1/65-12/71</b>								
616N, N1, NM Eng. 230A.000		F/R			<b>04-0013</b>		Ø 28,57	
					<b>54-0005G</b>		Ø 19,05	
616N2 Eng. 803A (8030.01) (33kW)		F/R			<b>04-0013</b>		Ø 28,57	
					<b>05-0104</b>		Ø 31,75	
					<b>05-0103</b>		Ø 31,75	Vett -04822
					<b>05-0102</b>		Ø 31,75	Vett 104823-
					<b>54-0004G</b>		Ø 19,05	
					<b>54-0004</b>		Ø 19,05	Alu
					<b>55-0010G</b>		Ø 19,05	
616N3 Eng. 8030.02 (46kW)		F/R			<b>04-0013</b>		Ø 28,57	
					<b>05-0104</b>		Ø 31,75	
					<b>05-0103</b>		Ø 31,75	Vett -04822
					<b>05-0102</b>		Ø 31,75	Vett 104823-
					<b>54-0004G</b>		Ø 19,05	
					<b>54-0004</b>		Ø 19,05	Alu
					<b>55-0010G</b>		Ø 19,05	
616N4 Eng. 803A (8040.01) (60kW)		F/R			<b>04-0013</b>		Ø 28,57	
					<b>05-0104</b>		Ø 31,75	
					<b>05-0103</b>		Ø 31,75	Vett -04822
					<b>05-0102</b>		Ø 31,75	Vett 104823-
					<b>54-0004G</b>		Ø 19,05	
					<b>54-0004</b>		Ø 19,05	Alu
					<b>55-0010G</b>		Ø 19,05	
<b>619 1/70-</b>								
N1, N1P, T1, T1P Eng. 8210.02 (192kW)					<b>55-0001</b>		Ø 31,75	
<b>625 1/71-</b>								
N - N1 Eng. 230A.000		F			<b>04-0014</b>		Ø 31,75	
		R			<b>04-0013</b>		Ø 28,57	
					<b>05-0103</b>		Ø 31,75	
					<b>54-0005G</b>		Ø 19,05	
					<b>54-0005</b>		Ø 19,05	Alu
					<b>54-0001</b>		Ø 31,75	
					<b>55-0030</b>		Ø 19,05	
N2, N2P Eng. 804A		F			<b>04-0014</b>		Ø 31,75	
		R			<b>04-0013</b>		Ø 28,57	
					<b>54-0004G</b>		Ø 19,05	
					<b>54-0004</b>		Ø 19,05	Alu
					<b>54-0001</b>		Ø 31,75	
					<b>55-0030</b>		Ø 19,05	
					<b>55-0008</b>		Ø 31,75	
N3 Eng. 8040.02 (60kW)		F			<b>04-0016</b>		Ø 25,40	
		R			<b>04-0017</b>		Ø 19,05	
					<b>05-0101</b>		Ø 25,40	
					<b>54-0004G</b>		Ø 19,05	
					<b>54-0004</b>		Ø 19,05	Alu
					<b>54-0001</b>		Ø 31,75	
					<b>55-0030</b>		Ø 19,05	
<b>643 1/63-12/71</b>								
N2, N3 T		F			<b>04-0402</b>		Ø 50,80	
					<b>05-0105</b>		Ø 44,45	
<b>645 1/60-12/73</b>								
N1 Eng. 806A (81kW)		F/R			<b>04-0404</b>		Ø 38,10	
					<b>05-0105</b>		Ø 44,45	
N2 Eng. 806A (81kW)		F			<b>04-0405</b>		Ø 44,45	
		R			<b>04-0401</b>		Ø 44,45	
					<b>05-0105</b>		Ø 44,45	


		Spare Parts	F/R	L/R	METELLI ref.		DIMENSIONS mm.	NOTE
N3 Eng. 8060.02 (90kW)			F		04-0405		Ø 44,45	
			R		04-0401		Ø 44,45	
					05-0105		Ø 44,45	
<b>65 1/70-12/91</b>								
65.10NC Eng. 8040.02 (60kW)			F/R		04-0016		Ø 25,40	
					05-0106		Ø 25,40	
					09-0003		Ø	Alu
			-83		54-0005G		Ø 19,05	
			-83		54-0005		Ø 19,05	Alu
			83-		54-0007		Ø 19,05	
65.12 Zeta Eng. 8040.25B/X (75-85kW)			11/85-	R	04-0282		Ø 23,81	
			11/85-		05-0106		Ø 25,40	
			87-		54-0007		Ø 19,05	
			87-		55-0005		Ø 19,05	
65.9 Zeta Eng. 8040.05 (65kW)			83-		54-0007		Ø 19,05	
			83-		55-0005		Ø 19,05	
<b>650 1/60-12/73</b>								
N, E Eng. 213.000 (66kW)			F/R		04-0404		Ø 38,10	
					54-0001		Ø 31,75	N, N1, N2, N3
					55-0011		Ø 19,05	E
					55-0008		Ø 31,75	N, N1, N2, N3
N1 Eng. 8060.01 (806A) (81kW)			F/R		04-0404		Ø 38,10	
					05-0105		Ø 44,45	
					54-0001		Ø 31,75	
					55-0008		Ø 31,75	
N2 Eng. 8060.01 (806A) (81kW)			F		04-0405		Ø 44,45	
			R		04-0401		Ø 44,45	
					05-0105		Ø 44,45	
					54-0001		Ø 31,75	
					55-0008		Ø 31,75	
<b>653</b>								
N - N1 - N2 - N3					54-0001		Ø 31,75	
					55-0008		Ø 31,75	
<b>655 1/66-12/71</b>								
N Eng. 8060.01 (806A) (81kW)			F		04-0405		Ø 44,45	
			R		04-0401		Ø 44,45	
					05-0105		Ø 44,45	
					54-0001		Ø 31,75	
					55-0008		Ø 31,75	
N, N1 Eng. 8060.02 (90kW)			F		04-0405		Ø 44,45	
			R		04-0401		Ø 44,45	
					05-0105		Ø 44,45	
					54-0001		Ø 31,75	
					55-0008		Ø 31,75	
<b>662 1/60-12/71</b>								
N Eng. 213.000 (66kW)			F/R		04-0404		Ø 38,10	
					05-0105		Ø 44,45	
					54-0001		Ø 31,75	
					55-0011		Ø 19,05	
								
N1 Eng. 8060.01 (806A) (81kW)			F/R		04-0401		Ø 44,45	
					05-0105		Ø 44,45	
					54-0001		Ø 31,75	
					55-0008		Ø 31,75	
N2 Eng. 8060.01 (806A) (81kW)			F/R		04-0406		Ø 50,80	
					05-0105		Ø 44,45	
					54-0001		Ø 31,75	
					55-0008		Ø 31,75	
N2, N3 T Eng. 8060.02 (90kW)			F/R		04-0406		Ø 50,80	
					05-0105		Ø 44,45	
					54-0001		Ø 31,75	
					55-0008		Ø 31,75	

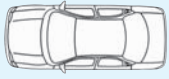
































































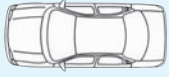





















































				Spare Parts	F/R	L/R	METELLI ref.		DIMENSIONS mm.	NOTE
<b>672 1/69-</b>										
N Eng. 8060.02 (90kW)					F/R		<b>04-0406</b>		Ø 50,80	
							<b>05-0105</b>		Ø 44,45	
							<b>54-0002</b>		Ø 31,75	
							<b>55-0002</b>		Ø 31,75	
<b>673 1/69-</b>										
N,NR,T Eng. CP3 (114kW)					F/R		<b>04-0406</b>		Ø 50,80	
							<b>05-0105</b>		Ø 44,45	
							<b>54-0002</b>		Ø 31,75	
							<b>55-0002</b>		Ø 31,75	
<b>684 1/70-</b>										
N, NP Eng. 8200.02 (147kW)							<b>55-0001</b>		Ø 31,75	
<b>691 1/69-</b>										
N, T, TS Eng. 8210.02 (192kW)							<b>55-0001</b>		Ø 31,75	
<b>697 1/70-</b>										
N, NP, NT, T, TP Eng. 8210.02 (192kW)							<b>55-0001</b>		Ø 31,75	
<b>70 1/70-12/92</b>										
70.10, NC Eng. 8040.02 (60kW)					F/R		<b>04-0016</b>		Ø 25,40	
							<b>05-0106</b>		Ø 25,40	
							<b>09-0003</b>		Ø	Alu
-83							<b>54-0005G</b>		Ø 19,05	
-83							<b>54-0005</b>		Ø 19,05	Alu
-83							<b>55-0005</b>		Ø 19,05	
70.12 Zeta Eng. 8340.05 (84kW)							<b>54-0005G</b>		Ø 19,05	
							<b>54-0005</b>		Ø 19,05	Alu
							<b>55-0005</b>		Ø 19,05	
70.14 Zeta Eng. 8060.05 (101kW)							<b>54-0005G</b>		Ø 19,05	
							<b>54-0005</b>		Ø 19,05	Alu
							<b>55-0005</b>		Ø 19,05	
F10 - OM 10				-83			<b>54-0005G</b>		Ø 19,05	
				-83			<b>54-0005</b>		Ø 19,05	Alu
				-83			<b>55-0005</b>		Ø 19,05	
<b>75 1/70-</b>										
75.10				-83			<b>54-0005G</b>		Ø 19,05	
				-83			<b>54-0005</b>		Ø 19,05	Alu
				-83			<b>55-0005</b>		Ø 19,05	
75.14 ACL90 W ME.I Eng. 8060.05.200 (101kW)				-83		R	<b>04-0754</b>		Ø 48,00	
				-83			<b>54-0005G</b>		Ø 19,05	
				-83			<b>54-0005</b>		Ø 19,05	Alu
				-83			<b>55-0005</b>		Ø 19,05	
F10, OM10, NC Eng. 8040.02 (60kW)				-83		F/R	<b>04-0016</b>		Ø 25,40	
				-83			<b>05-0106</b>		Ø 25,40	
				-83			<b>09-0003</b>		Ø	Alu
				-83			<b>54-0005G</b>		Ø 19,05	
				-83			<b>54-0005</b>		Ø 19,05	Alu
				-83			<b>55-0005</b>		Ø 19,05	
PC, PM Eng. 8060.02 (90kW)					F		<b>04-0620</b>		Ø 44,45	
					R		<b>04-0621</b>		Ø 31,75	
							<b>05-0105</b>		Ø 44,45	
<b>79 1/83-12/91</b>										
79.10 Zeta Eng. 8340.04 (73-74kW)				83-		F/R	<b>04-0410</b>		Ø 26,98	
				83-			<b>09-0003</b>		Ø	Alu
							<b>54-0007</b>		Ø 19,05	
							<b>55-0005</b>		Ø 19,05	
79.12 T. Zeta Eng. 8060.25B/X (75-85kW)				83-		F/R	<b>04-0410</b>		Ø 26,98	
				83-			<b>09-0003</b>		Ø	Alu
							<b>54-0007</b>		Ø 19,05	
							<b>55-0005</b>		Ø 19,05	
79.14, 79.13 Zeta Eng. 8040.04/.05 (96-99-101kW)				11/85-		F/R	<b>04-0410</b>		Ø 26,98	
				11/85-			<b>05-0153</b>		Ø 27,00	
				-85			<b>05-0152</b>		Ø 28,57	
				-85			<b>05-0109</b>		Ø 38,10	
							<b>09-0003</b>		Ø	Alu
							<b>54-0005G</b>		Ø 19,05	

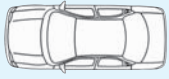















































		Spare Parts	F/R	L/R	METELLI ref.		DIMENSIONS mm.	NOTE
79.14, 79.13 Zeta Eng. 8040.04/.05 (96-99-101kW)	83-				<b>54-0005</b>		Ø 19,05	Alu
					<b>54-0007</b>		Ø 19,05	Turbo
					<b>55-0005</b>		Ø 19,05	
F10, F13, OM10, OM13			F/R		<b>04-0410</b>		Ø 26,98	
					<b>05-0106</b>		Ø 25,40	
					<b>09-0003</b>		Ø	Alu
					<b>54-0005G</b>		Ø 19,05	
					<b>54-0005</b>		Ø 19,05	Alu
					<b>55-0005</b>		Ø 19,05	
<b>80 1/70-</b>								
80 NC Eng. 8060.02 (90kW)			R		<b>04-0413</b>		Ø 31,75	
					<b>05-0105</b>		Ø 44,45	
					<b>09-0003</b>		Ø	Alu
					<b>54-0014</b>		Ø 31,75	
					<b>55-0003</b>		Ø 31,75	
80 OM			R		<b>04-0413</b>		Ø 31,75	
					<b>05-0105</b>		Ø 44,45	
					<b>09-0003</b>		Ø	Alu
					<b>54-0015</b>		Ø 19,05	
					<b>55-0005</b>		Ø 19,05	
80.14 Eng. 8060.05.200 (101kW)			F		<b>04-0620</b>		Ø 44,45	
			R		<b>04-0621</b>		Ø 31,75	
					<b>05-0105</b>		Ø 44,45	
					<b>54-0001</b>		Ø 31,75	
					<b>55-0001</b>		Ø 31,75	
80.16 Eng. 8060.24 (124kW)			F		<b>04-0620</b>		Ø 44,45	
			R		<b>04-0755</b>		Ø 38,10	
					<b>05-0105</b>		Ø 44,45	
					<b>54-0001</b>		Ø 31,75	
					<b>55-0001</b>		Ø 31,75	
NR, OM F13, OM13			R		<b>04-0413</b>		Ø 31,75	
					<b>05-0105</b>		Ø 44,45	
					<b>09-0003</b>		Ø	Alu
<b>90 1/70-</b>								
90.17 VM					<b>54-0029</b>		Ø 19,05	Military Vehicle
NC, OM, F13, OM13 Eng. 8060.04 (96-99-101kW)			R		<b>04-0413</b>		Ø 31,75	
					<b>05-0105</b>		Ø 44,45	
					<b>09-0003</b>		Ø	Alu
					<b>54-0005G</b>		Ø 19,05	F13, OM13
					<b>54-0015</b>		Ø 19,05	OM
					<b>54-0005</b>		Ø 19,05	Alu, F13, OM13
					<b>54-0014</b>		Ø 31,75	NC
					<b>55-0005</b>		Ø 19,05	OM / F13, OM13
					<b>55-0003</b>		Ø 31,75	NC
PC, PM, NC Eng. 8060.02 (90kW)					<b>05-0105</b>		Ø 44,45	
<b>95 1/83-12/91</b>								
95.14 Zeta Eng. 8060.04 (96-99-101kW)			R		<b>04-0580</b>		Ø 28,60	
					<b>05-0153</b>		Ø 27,00	
	-85				<b>05-0109</b>		Ø 38,10	
	85-				<b>05-0152</b>		Ø 28,57	
	-85				<b>09-0003</b>		Ø	Alu
					<b>54-0007</b>		Ø 19,05	
					<b>55-0005</b>		Ø 19,05	
<b>A 55.10</b>								
All models			R		<b>04-0640</b>		Ø 23,81	
<b>A 70.14 Z</b>								
All models Bus			R		<b>04-0640</b>		Ø 23,81	
<b>Autobus</b>								
308			F		<b>04-0407</b>		Ø 50,80	
					<b>05-0105</b>		Ø 44,45	
					<b>55-0026</b>		Ø 31,75	
309, 220 H			F		<b>04-0402</b>		Ø 50,80	
					<b>05-0105</b>		Ø 44,45	
					<b>55-0008</b>		Ø 31,75	309, 220 H

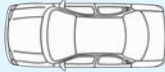


























































		Spare Parts	F/R	L/R	METELLI ref.		DIMENSIONS mm.	NOTE
309, 220 H					55-0026		Ø 31,75	309A
314/1			F/R		04-0404		Ø 38,10	
314/2 Eng. 8060.02 (90kW)			F		04-0405		Ø 44,45	
			R		04-0401		Ø 44,45	
					05-0105		Ø 44,45	
					54-0002		Ø 31,75	
					55-0008		Ø 31,75	
314/3 Eng. 8060.12			F		04-0405		Ø 44,45	
			R		04-0406		Ø 50,80	
					05-0105		Ø 44,45	
					54-0002		Ø 31,75	
					55-0008		Ø 31,75	
330					55-0001		Ø 31,75	
343 Eng. 8200.13					55-0026		Ø 31,75	
370.,.10.,.20 Eng. 8220.12 (148kW)			F		04-0614		Ø 50,80	
					05-0105		Ø 44,45	
					55-0001		Ø 31,75	
50 AL			F/R		04-0016		Ø 25,40	
					05-0106		Ø 25,40	
					54-0005G		Ø 19,05	
					54-0005		Ø 19,05	Alu
				55-0005		Ø 19,05		
<b>Cerbiatto</b>								
- Eng. C03D/20			F		04-0016		Ø 25,40	
			R		04-0025		Ø 22,22	
					05-0106		Ø 25,40	
					54-0005G		Ø 19,05	
					54-0005		Ø 19,05	Alu
				55-0007		Ø 19,05		
<b>Daily - Grinta 1/79-12/90</b>								
28 F	79-		R		04-0248		Ø 15,87	
	79-				05-0161	Ap	Ø 22,20	
	79-				09-0003		Ø	Alu
28.8	79-		R		04-0248		Ø 15,87	
	79-				05-0161	Ap	Ø 22,20	
	79-				09-0003		Ø	Alu
30 F	79-		R		04-0248		Ø 15,87	
	79-				05-0161	Ap	Ø 22,20	
	79-				09-0003		Ø	Alu
30.8 Eng. 8140.61 (53kW)	79-		R		04-0248		Ø 15,87	
	79-				05-0161	Ap	Ø 22,20	
	79-				09-0003		Ø	Alu
32 F	79-		R		04-0248		Ø 15,87	
	79-				05-0161	Ap	Ø 22,20	
	79-				09-0003		Ø	Alu
32.8 Eng. 8140.61 (53kW)	79-		R		04-0248		Ø 15,87	
	79-				05-0161	Ap	Ø 22,20	
	79-				09-0003		Ø	Alu
35.10 Eng. 8140.21 (68kW)	82-		R		04-0247		Ø 17,46	
	82-				05-0092	Bdx	Ø 20,64	
	82-				09-0003		Ø	Alu
35.10 T. Eng. 8140.21 (68kW)	82-		R		04-0223		Ø 19,05	
	82-				05-0092	Bdx	Ø 20,64	
	82-				09-0001		Ø	Alu
35.12 T. Eng. 8140.61 (53kW)	82-		R		04-0223		Ø 19,05	
	82-				05-0092	Bdx	Ø 20,64	
	82-				09-0001		Ø	Alu
35.8 Eng. 8140.61 (53kW)	79-		R		04-0248		Ø 15,87	
	82-		R		04-0247		Ø 17,46	
	79-				05-0161	Ap	Ø 22,20	
	82-				05-0092	Bdx	Ø 20,64	
	79-				09-0003		Ø	Alu
40.10 Eng. 8140.21 (68kW)	82-		R		04-0247		Ø 17,46	
	82-				05-0092	Bdx	Ø 20,64	

		Spare Parts	F/R	L/R	METELLI ref.		DIMENSIONS mm.	NOTE
40.10 Eng. 8140.21 (68kW)	82-				09-0003		Ø	Alu
40.10 T. Eng. 8140.21 (68kW)	82-		R		04-0223		Ø 19,05	
	82-				05-0092	Bdx	Ø 20,64	
	82-				09-0001		Ø	Alu
40.12	82-		R		04-0247		Ø 17,46	
	82-				05-0092	Bdx	Ø 20,64	
	82-				09-0003		Ø	Alu
40.8 Eng. 8140.61 (53kW)	82-		R		04-0247		Ø 17,46	
	82-				05-0092	Bdx	Ø 20,64	
	82-				09-0003		Ø	Alu
45.10 Eng. 8140.21 (68kW)	82-		R		04-0420		Ø 20,64	
	82-				05-0110		Ø 25,40	
	82-				09-0001		Ø	Alu
49.10 T. Eng. 8140.21 (68kW)	82-		R		04-0420		Ø 20,64	
	82-				05-0110		Ø 25,40	
	82-				09-0001		Ø	Alu
49.12			R		04-0420		Ø 20,64	
<b>Daily I 1/91-1/99</b>								
30.8 Eng. 8140.61 (53kW)	91-99		R		04-0248		Ø 15,87	
	91-99				05-0161	Ap	Ø 22,20	
35.10 Eng. 8140.21 (68kW)	96-99				05-0235		Ø 25,40	
	96-99				05-0431		Ø 26,99	Supplied -Servo
35.12 V, C Eng. 8140.61 (53kW)	96-99				05-0235		Ø 25,40	
	96-99				05-0431		Ø 26,99	Supplied -Servo
35.8 Eng. 8140.61 (53kW)	96-99				05-0235		Ø 25,40	
40.10 Eng. 8140.21 (68kW)	91-99		R		04-0247		Ø 17,46	
	91-99				05-0092	Bdx	Ø 20,64	
40.8 Eng. 8140.61 (53kW)	91-99		R		04-0247		Ø 17,46	
	91-99				05-0092	Bdx	Ø 20,64	
45.10 TD Eng. 8140.21 (68kW)	91-99		R		04-0420		Ø 20,64	
	96-99				05-0431		Ø 26,99	Supplied -Servo
45.12 TD Eng. 8140.47 (85kW)	91-99		R		04-0248		Ø 15,87	
	91-99		R		04-0247		Ø 17,46	
	96-99				05-0431		Ø 26,99	Supplied -Servo
49.10 TD Eng. 8140.21 (68kW)	91-99		R		04-0420		Ø 20,64	
	96-99				05-0431		Ø 26,99	Supplied -Servo
49.12 TD Eng. 8140.21 (68kW)	91-99		R		04-0420		Ø 20,64	
	96-99				05-0431		Ø 26,99	Supplied -Servo
59.12 TD Eng. 8140.21/47 (85kW)	91-96		R		04-0652		Ø 23,81	
	91-96				05-0292		Ø 28,60	Supplied -Servo
<b>Daily II 2/99-4/06</b>								
35C11V 2.8 D Eng. 8140.43C/B (78kW)	99-				05-0235		Ø 25,40	
35C12 2.3JTD Eng. F1AE0481A (85kW)	02-06				05-0235		Ø 25,40	
35C13V 2.8 D Eng. 8140.43S (92-94kW)	99-				05-0235		Ø 25,40	
35C15V Eng. 8140.43N (107kW)	99-				05-0235		Ø 25,40	
35C9 2.8 D Eng. 8140.63 (62kW)	99-				05-0235		Ø 25,40	
35S11 2.8 D Eng. 8140.43C (78kW)	99-				05-0468		Ø 23,81	
35S13 2.8 D Eng. 8140.43S (92kW)	99-				05-0468		Ø 23,81	
35S15 2.8 D Eng. 8140.43N (107kW)	99-				05-0468		Ø 23,81	
35S9 2.8 D Eng. 8140.63 (62kW)	99-				05-0468		Ø 23,81	
50C11 2.8 D Eng. 8140.43C/B (78kW)	99-				05-0235		Ø 25,40	
50C13 2.8 D Eng. 8140.43S (92-94kW)	99-				05-0235		Ø 25,40	
65C15 2.8 TD Eng. 8140.43N (107-90kW)	99-				05-0460		Ø 28,60	Supplied -Servo
<b>Daily III 5/06-</b>								
2.3 HPI Eng. F1AE0481F (71kW)	06-				05-0235		Ø 25,40	
2.3 HPI Eng. F1AE0481G (85kW)	06-				05-0235		Ø 25,40	
2.3 HPI Eng. F1AE0481H (100kW)	06-				05-0235		Ø 25,40	
3.0 HPI Eng. F1CE0481F (108kW)	06-				05-0235		Ø 25,40	
3.0 HPI Eng. F1CE0481H (130kW)	06-				05-0235		Ø 25,40	
<b>Daino</b>								
40, 45 Eng. C03 70/100			F/R		04-0016		Ø 25,40	
					05-0106		Ø 25,40	
					54-0005G		Ø 19,05	
					54-0005		Ø 19,05	Alu

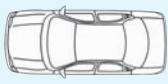






		Spare Parts	F/R	L/R	METELLI ref.		DIMENSIONS mm.	NOTE
40, 45 Eng. C03 70/100					55-0007		Ø 19,05	
<b>EuroCargo 1/91-</b>								
100 E 15 Eng. 8060.25R (105-130kW)					05-0151		Ø 31,75	
100 E 15 Eng. 8060.45R (105-130kW)					05-0151		Ø 31,75	
100 E 17 Eng. F4AE0481A (125kW)	00-				05-0151		Ø 31,75	
100 E 18 Eng. 8060.25V (130kW)					05-0151		Ø 31,75	
100 E 18 Eng. F4AE0681E (134kW)	00-				05-0151		Ø 31,75	
100 E 21 Eng. 8060.45 (152-105kW)					05-0151		Ø 31,75	
100 E 21 Eng. F4AE0681D (154kW)	00-				05-0151		Ø 31,75	
120 E 18 Eng. F4AE0681E (134kW)	00-				05-0151		Ø 31,75	
120 E 24 Eng. F4AE0681B (176kW)	00-				05-0151		Ø 31,75	
120 E 28 Eng. F4AE0681A (202kW)	00-				05-0151		Ø 31,75	
120 EL 17 Eng. F4AE0481A (125kW)	00-				05-0151		Ø 31,75	
120 EL 21 Eng. F4AE0681D (154kW)	00-				05-0151		Ø 31,75	
130 E 18 Eng. F4AE0681E (134kW)	00-				05-0151		Ø 31,75	
130 E 24 Eng. F4AE0681B (176kW)	00-				05-0151		Ø 31,75	
130 E 28 Eng. F4AE0681A (202kW)	00-				05-0151		Ø 31,75	
140 E 18 Eng. F4AE0681E (134kW)	00-				05-0151		Ø 31,75	
140 E 24 Eng. F4AE0681B (176kW)	00-				05-0151		Ø 31,75	
150 E 15 Eng. 8060.25R (105-130kW)					05-0157		Ø 33,34	
150 E 18 Eng. 8060.25V (105-130kW)					05-0157		Ø 33,34	
150 E 18 Eng. F4AE0681E (134kW)	00-				05-0157		Ø 33,34	
					05-0151		Ø 31,75	
150 E 23 Eng. 8060.45S/6090 (167kW)					05-0157		Ø 33,34	
150 E 24 Eng. F4AE0681B (176kW)	00-				05-0151		Ø 31,75	
150 E 27 Eng. 8360.46/R (196-176kW)					05-0157		Ø 33,34	
150 E 28 Eng. F4AE0681A (202kW)	00-				05-0151		Ø 31,75	
180 E 21 Eng. 8060.45 (152-105kW)					05-0151		Ø 31,75	
180 E 21 Eng. F4AE0681D (154kW)	00-				05-0151		Ø 31,75	
180 E 24 Eng. F4AE0681B (176kW)	00-				05-0151		Ø 31,75	
180 E 28 Eng. F4AE0681A (202kW)	00-				05-0151		Ø 31,75	
320 E 28 Eng. F4AE0681A (202kW)	00-				05-0151		Ø 31,75	
60 E 10 Eng. 8040.25B/X (75-85kW)					05-0157		Ø 33,34	
60 E 12 Eng. 8040.25B/X (75-85kW)					05-0157		Ø 33,34	
60 E 14 Eng. 8040.45 (100kW)	91-				05-0157		Ø 33,34	
	91-				55-0066		Ø 25,40	Turkiye
65 E 13 Eng. F4AE0481D (95kW)	00-				05-0151		Ø 31,75	
65 E 15 Eng. F4AE0481C (110kW)	00-				05-0151		Ø 31,75	
75 E 12 Eng. 8040.25B/X (75-85kW)					05-0151		Ø 31,75	
75 E 13 Eng. F4AE0481D (95kW)	00-				05-0151		Ø 31,75	
75 E 14 Eng. 8040.45 (100kW)	91-				05-0151		Ø 31,75	
	91-				55-0066		Ø 25,40	Turkiye
75 E 15 Eng. 8060.25R (105-130kW)					05-0151		Ø 31,75	
75 E 15 Eng. F4AE0481C (110kW)	00-				05-0151		Ø 31,75	
75 E 17 Eng. F4AE0481A (125kW)	00-				05-0151		Ø 31,75	
75 E 18 Eng. F4AE0681E (134kW)	00-				05-0151		Ø 31,75	
80 E 15 Eng. 8060.25R (105-130kW)					05-0151		Ø 31,75	
	91-				09-0019	Bosch	Ø	
					54-0012		Ø 38,10	
					55-0019		Ø 25,40	
80 E 17 Eng. F4AE0481A (125kW)	00-				05-0151		Ø 31,75	
80 E 18 Eng. 8060.25V (105-130kW)					05-0151		Ø 31,75	
	91-				09-0019	Bosch	Ø	
					54-0012		Ø 38,10	
					55-0019		Ø 25,40	
80 E 18 Eng. F4AE0681E (134kW)	00-				05-0151		Ø 31,75	
	91-				09-0019	Bosch	Ø	
					54-0012		Ø 38,10	
					55-0019		Ø 25,40	
80 E 21 Eng. 8060.45 (105-152kW)					05-0151		Ø 31,75	
	91-				09-0019	Bosch	Ø	
					54-0012		Ø 38,10	
					55-0019		Ø 25,40	

		Spare Parts	F/R	L/R	METELLI ref.		DIMENSIONS mm.	NOTE
80 E 21 Eng. F4AE0681D (154kW)	00-				05-0151		Ø 31,75	
	91-				09-0019	Bosch	Ø	
					54-0012		Ø 38,10	
					55-0019		Ø 25,40	
80 EL 15 Eng. F4AE0481C (110kW)	00-				05-0151		Ø 31,75	
	91-				09-0019	Bosch	Ø	
					54-0012		Ø 38,10	
					55-0019		Ø 25,40	
90 E 17 Eng. F4AE0481A (125kW)	00-				05-0151		Ø 31,75	
90 E 18 Eng. F4AE0681E (134kW)	00-				05-0151		Ø 31,75	
90 E 21 Eng. F4AE0681D (154kW)	00-				05-0151		Ø 31,75	
95 E 15 Eng. 8060.25R (105-152kW)					05-0151		Ø 31,75	
95 E 15 Eng. 8060.45R (105-152kW)					05-0151		Ø 31,75	
95 E 21 Eng. 8060.45 (105-152kW)					05-0151		Ø 31,75	
<b>EuroStar 1/93-12/02</b>								
LD 190 E 42 Eng. 8210.42/ K,L (243-265-272-277-309kW)	-02				55-0045		Ø 31,75	Ch 4220068-, -cruise control
LD 190 E 52 Eng. 8280.42S (378kW)	-02				55-0045		Ø 31,75	Ch 4220068-, -cruise control
LD 240 E 42 Eng. 8210.42/ K,L (243-265-272-277-309kW)	-02				55-0045		Ø 31,75	Ch 4220068-, -cruise control
LD 240 E 52 Eng. 8280.42S (378kW)	-02				55-0045		Ø 31,75	Ch 4220068-, -cruise control
LD 260 E 42 Eng. 8210.42/ K,L (243-265-272-277-309kW)	-02				55-0045		Ø 31,75	Ch 4220068-, -cruise control
LD 260 E 52 Eng. 8280.42S (378kW)	-02				55-0045		Ø 31,75	Ch 4220068-, -cruise control
LD 400 E 42 Eng. 8210.42L (309kW)	-02				55-0045		Ø 31,75	Ch 4220068-, -cruise control
LD 440 E 42 Eng. 8210.42/ K,L (243-265-272-277-309kW)	-02				55-0045		Ø 31,75	Ch 4220068-, -cruise control
LD 440 E 52 Eng. 8280.42S (378kW)	-02				55-0045		Ø 31,75	Ch 4220068-, -cruise control
<b>EuroTech MH 1/98-</b>								
190 E 24 Eng. F2BE0681D (180kW)					55-0045		Ø 31,75	Ch 4220068-, -Cruise control
190 E 27 Eng. F2BE0681C (200kW)					55-0045		Ø 31,75	Ch 4220068-, -Cruise control
190 E 27 Eng. F2BE0681F (200kW)					55-0045		Ø 31,75	Ch 4220068-, -Cruise control
190 E 31 Eng. F2BE0681B (228kW)					55-0045		Ø 31,75	Ch 4220068-, -Cruise control
190 E 35 Eng. F2BE0681A (259kW)					55-0045		Ø 31,75	Ch 4220068-, -Cruise control
260 E 24 Eng. F2BE0681D (180kW)					55-0045		Ø 31,75	-Cruise control
260 E 27 Eng. F2BE0681C (200kW)					55-0045		Ø 31,75	Ch 4220068-, -Cruise control
260 E 27 Eng. F2BE0681F (200kW)					55-0045		Ø 31,75	-Cruise control
260 E 31 Eng. F2BE0681B (228kW)					55-0045		Ø 31,75	-Cruise control
260 E 35 Eng. F2BE0681A (259kW)					55-0045		Ø 31,75	-Cruise control
400/440 E 31 Eng. F2BE0681B (228kW)					55-0045		Ø 31,75	Ch 4220068-, -Cruise control
400/440 E 35 Eng. F2BE0681A (259kW)					55-0045		Ø 31,75	Ch 4220068-, -Cruise control
<b>EuroTech MP 1/92-</b>								
440 E 42 Eng. 8210.42/ K,L (243-265-272-277-309kW)					55-0018	Bdx	Ø 31,75	
<b>EuroTrakker 1/93-12/04</b>								
MP 190 E 30 Eng. 8460.41 (221-234-254-276kW)	-04				55-0045		Ø 31,75	Ch 4220068-/C067797-, -cruise control
MP 190 E 31 Eng. F2BE0681B (228kW)	99-04				55-0045		Ø 31,75	-Cruise control
MP 190 E 34 Eng. 8460.41 (221-234-254-276kW)	-04				55-0045		Ø 31,75	Ch 4220068-/C067797-, -cruise control
MP 190 E 35 Eng. F2BE0681A (259kW)	99-04				55-0045		Ø 31,75	-Cruise control
MP 190 E 37 Eng. 8210.42/ K,L (243-265-272-277-309kW)	-04				55-0045		Ø 31,75	Ch 4220068-/C067797-, -cruise control
MP 190 E 38 Eng. F3BE0681G (280kW)	01-04				55-0045		Ø 31,75	-Cruise control
MP 190 E 42 Eng. 8210.42/ K,L (243-265-272-277-309kW)	-04				55-0045		Ø 31,75	Ch 4220068-/C067797-, -cruise control
MP 190 E 44 Eng. F3BE0681C (324kW)	00-04				55-0045		Ø 31,75	-Cruise control
MP 260 E 30 Eng. 8460.41 (221-234-254-276kW)	-04				55-0045		Ø 31,75	Ch 4220068-/C067797-, -cruise control
MP 260 E 31 Eng. F2BE0681B (228kW)	99-04				55-0045		Ø 31,75	-Cruise control
MP 260 E 34 Eng. 8460.41 (221-234-254-276kW)	-04				55-0045		Ø 31,75	Ch 4220068-/C067797-, -cruise control
	99-04				55-0045		Ø 31,75	-Cruise control
MP 260 E 35 Eng. F2BE0681A (259kW)	99-04				55-0045		Ø 31,75	-Cruise control
MP 260 E 37 Eng. 8210.42/ K,L (243-265-272-277-309kW)	-04				55-0045		Ø 31,75	Ch 4220068-/C067797-, -cruise control
MP 260 E 38 Eng. F3BE0681G (280kW)	01-04				55-0045		Ø 31,75	-Cruise control












		Spare Parts	F/R	L/R	METELLI ref.		DIMENSIONS mm.	NOTE
MP 260 E 42 Eng. 8210.42/ K,L (243-265-272-277-309kW)	-04				<b>55-0045</b>		Ø 31,75	Ch 4220068-/C067797-, -cruise control
MP 260 E 44 Eng. F3BE0681C (324kW)	00-04				<b>55-0045</b>		Ø 31,75	-Cruise control
MP 340 E 34 Eng. 8460.41 (221-234-254-276kW)	-04				<b>55-0045</b>		Ø 31,75	Ch 4220068-/C067797-, -cruise control
MP 340 E 35 Eng. F2BE0681A (259kW)	99-04				<b>55-0045</b>		Ø 31,75	-Cruise control
MP 340 E 37 Eng. 8210.42/ K,L (243-265-272-277-309kW)	-04				<b>55-0045</b>		Ø 31,75	Ch 4220068-/C067797-, -cruise control
MP 340 E 38 Eng. F3BE0681G (280kW)	01-04				<b>55-0045</b>		Ø 31,75	-Cruise control
MP 340 E 42 Eng. 8210.42/ K,L (243-265-272-277-309kW)	-04				<b>55-0045</b>		Ø 31,75	Ch 4220068-/C067797-, -cruise control
MP 340 E 44 Eng. F3BE0681C (324kW)	01-04				<b>55-0045</b>		Ø 31,75	-Cruise control
MP 380 E 34 Eng. 8460.41 (221-234-254-276kW)	-04				<b>55-0045</b>		Ø 31,75	Ch 4220068-/C067797-, -cruise control
MP 380 E 37 Eng. 8210.42/ K,L (243-265-272-277-309kW)	-04				<b>55-0045</b>		Ø 31,75	Ch 4220068-/C067797-, -cruise control
MP 380 E 38 Eng. F3BE0681G (280kW)	01-04				<b>55-0045</b>		Ø 31,75	-Cruise control
MP 380 E 42 Eng. 8210.42/ K,L (243-265-272-277-309kW)	-04				<b>55-0045</b>		Ø 31,75	Ch 4220068-/C067797-, -cruise control
MP 380 E 44 Eng. F3BE0681C (324kW)	01-04				<b>55-0045</b>		Ø 31,75	-Cruise control
MP 400 E 34 Eng. 8460.41 (221-234-254-276kW)	-04				<b>55-0045</b>		Ø 31,75	Ch 4220068-/C067797-, -cruise control
MP 400 E 37 Eng. 8210.42/ K,L (272kW)	-04				<b>55-0045</b>		Ø 31,75	Ch 4220068-/C067797-, -cruise control
MP 400 E 42 Eng. 8210.42/ K,L (243-265-272-277-309kW)	-04				<b>55-0045</b>		Ø 31,75	Ch 4220068-/C067797-, -cruise control
MP 410 E 37 Eng. 8210.42/ K,L (243-265-272-277-309kW)	-04				<b>55-0045</b>		Ø 31,75	Ch 4220068-/C067797-, -cruise control
MP 410 E 38 Eng. F3BE0681G (280kW)	01-04				<b>55-0045</b>		Ø 31,75	-Cruise control
MP 410 E 42 Eng. 8210.42/ K,L (243-265-272-277-309kW)	-04				<b>55-0045</b>		Ø 31,75	Ch 4220068-/C067797-, -cruise control
MP 410 E 44 Eng. F3BE0681C (324kW)	01-04				<b>55-0045</b>		Ø 31,75	-Cruise control
MP 440 E 34 Eng. 8460.41 (221-234-254-276kW)	-04				<b>55-0045</b>		Ø 31,75	Ch 4220068-/C067797-, -cruise control
MP 440 E 42 Eng. 8210.42/ K,L (243-265-272-277-309kW)	-04				<b>55-0045</b>		Ø 31,75	Ch 4220068-/C067797-, -cruise control
MP 720 E 37 Eng. 8210.42/ K,L (243-265-272-277-309kW)	-04				<b>55-0045</b>		Ø 31,75	Ch 4220068-/C067797-, -cruise control
MP 720 E 42 Eng. 8210.42/ K,L (243-265-272-277-309kW)	-04				<b>55-0045</b>		Ø 31,75	Ch 4220068-/C067797-, -cruise control
<b>Leoncino 1/55-12/60</b>								
- Eng. C01D		F/R	<b>04-0016</b>		Ø 25,40			
			<b>05-0106</b>		Ø 25,40			
			<b>54-0005G</b>		Ø 19,05			
			<b>54-0005</b>		Ø 19,05	Alu		
			<b>55-0007</b>		Ø 19,05			
- Eng. C03 70/100		F/R	<b>04-0016</b>		Ø 25,40			
			<b>05-0106</b>		Ø 25,40			
			<b>54-0005G</b>		Ø 19,05			
			<b>54-0005</b>		Ø 19,05	Alu		
			<b>55-0007</b>		Ø 19,05			
<b>Lupetto 1/60-</b>								
- Eng. C01K		F	<b>04-0016</b>		Ø 25,40			
		R	<b>04-0025</b>		Ø 22,22			
			<b>05-0106</b>		Ø 25,40			
			<b>54-0005G</b>		Ø 19,05			
			<b>54-0005</b>		Ø 19,05	Alu		
- Eng. C02D		F	<b>04-0016</b>		Ø 25,40			
		R	<b>04-0025</b>		Ø 22,22			
			<b>05-0106</b>		Ø 25,40			
			<b>54-0005G</b>		Ø 19,05			
			<b>54-0005</b>		Ø 19,05	Alu		
- Eng. C03 70/100		F	<b>04-0016</b>		Ø 25,40			
		R	<b>04-0025</b>		Ø 22,22			
			<b>05-0106</b>		Ø 25,40			
			<b>54-0005G</b>		Ø 19,05			
			<b>54-0005</b>		Ø 19,05	Alu		

		Spare Parts	F/R	L/R	METELLI ref.		DIMENSIONS mm.	NOTE
- Eng. C03 70/100					55-0007		Ø 19,05	
<b>Orsetto 1/65-</b>								
2.7 D Eng. 230A.000		F			04-0024		Ø 26,98	
		R			04-0025		Ø 22,22	
					05-0107		Ø 25,40	
					05-0140		Ø 25,40	
					54-0005G		Ø 19,05	
3.1 D Eng. 8040.01 (804A) (60kW)		F			04-0024		Ø 26,98	
		R			04-0025		Ø 22,22	
					05-0107		Ø 25,40	
					05-0140		Ø 25,40	
					54-0005G		Ø 19,05	
3.4 D Eng. 8040.02 (60kW)		F			04-0024		Ø 26,98	
		R			04-0025		Ø 22,22	
					05-0107		Ø 25,40	
					05-0140		Ø 25,40	
					54-0005G		Ø 19,05	
3.4 D Eng. 8040.02 (60kW)					54-0005		Ø 19,05	Alu
					55-0009		Ø 19,05	Alu
					54-0005		Ø 19,05	Alu
					55-0009		Ø 19,05	Alu
					54-0005		Ø 19,05	Alu
<b>Stralis 1/02-</b>								
AD/AT 190S35 Eng. F2BE0681A (259kW)	03-				55-0045		Ø 31,75	-cruise control
AD/AT 190S40 Eng. F3AE0681B (294kW)	03-				55-0045		Ø 31,75	-cruise control
AD/AT 190S43 Eng. F3AE0681D (316kW)	03-				55-0045		Ø 31,75	-cruise control
AD/AT 260S31 Eng. F2BE0681B (228kW)	03-				55-0045		Ø 31,75	-cruise control
AD/AT 260S35 Eng. F2BE0681A (259kW)	03-				55-0045		Ø 31,75	-cruise control
AD/AT 260S40 Eng. F3AE0681B (294kW)	03-				55-0045		Ø 31,75	-cruise control
AD/AT 260S43 Eng. F3AE0681D (316kW)	03-				55-0045		Ø 31,75	-cruise control
AD/AT 440S35 Eng. F2BE0681A (259kW)	03-				55-0045		Ø 31,75	-cruise control
AD/AT 440S40 Eng. F3AE0681B (294kW)	03-				55-0045		Ø 31,75	-cruise control
AD/AT 440S43 Eng. F3AE0681D (316kW)	03-				55-0045		Ø 31,75	-cruise control
AS 190S40 Eng. F3AE0681B (294kW)	02-				55-0045		Ø 31,75	-cruise control
AS 190S43 Eng. F3AE0681D (316kW)	02-				55-0045		Ø 31,75	-cruise control
AS 190S48 Eng. F3BE0681E (353kW)	02-				55-0045		Ø 31,75	-cruise control
AS 260S40 Eng. F3AE0681B (294kW)	02-				55-0045		Ø 31,75	-cruise control
AS 260S43 Eng. F3AE0681D (316kW)	02-				55-0045		Ø 31,75	-cruise control
AS 260S48 Eng. F3BE0681E (353kW)	02-				55-0045		Ø 31,75	-cruise control
AS 440S40 Eng. F3AE0681B (294kW)	02-				55-0045		Ø 31,75	-cruise control
AS 440S43 Eng. F3AE0681D (316kW)	02-				55-0045		Ø 31,75	-cruise control
AS 440S48 Eng. F3BE0681E (353kW)	02-				55-0045		Ø 31,75	-cruise control
<b>Tigrotto 1/65-</b>								
- Eng. C01D		F/R			04-0030		Ø 28,57	
					54-0005G		Ø 19,05	
					54-0005		Ø 19,05	Alu
					55-0007		Ø 19,05	
- Eng. C01K		F/R			04-0030		Ø 28,57	
					54-0005G		Ø 19,05	
					54-0005		Ø 19,05	Alu
- Eng. C02D		F/R			04-0030		Ø 28,57	
					54-0005G		Ø 19,05	
					54-0005		Ø 19,05	Alu
- Eng. C03 70/100		F/R			04-0030		Ø 28,57	
					54-0005G		Ø 19,05	
					54-0005		Ø 19,05	Alu
- Eng. C03D/20		F/R			04-0030		Ø 28,57	
					54-0005G		Ø 19,05	
					54-0005		Ø 19,05	Alu












		Spare Parts	F/R	L/R	METELLI ref.		DIMENSIONS mm.	NOTE
<b>Turbostar 7/84-12/93</b>								
190.33 Eng. 8210.22 (224kW)					55-0001		Ø 31,75	
190.36 Eng. 8210.42/ K,L (243-265-272-277-309kW)					55-0001		Ø 31,75	
190.42 Eng. 8280.22 (309-281-310kW)					55-0001		Ø 31,75	
<b>Z 230 T</b>								
All models			R		04-0640		Ø 23,81	












## JAGUAR

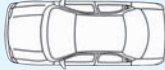












<b>Double Six &amp; Sovereign 1/76-1/84</b>								
All models	76-84				05-0089		Ø 23,81	
<b>XJ I 9/68-9/86</b>								
3.4 Eng. XK3.4(82-86) (119kW)	-86				05-0089		Ø 23,81	Vett 3A51203-
4.2 Eng. XK4.2 (124-127kW)	-79				05-0089		Ø 23,81	Vett 2J53208-
4.2 Eng. XK4.2 (151kW)	-86				05-0089		Ø 23,81	Vett 2J53208-
5.3 (197kW)					05-0089		Ø 23,81	Vett 2R57411-
5.3 Eng. V12 (211kW)					05-0089		Ø 23,81	Vett 2R57411-
<b>X-Type (CF1) 6/01-</b>								
2.0 D, Estate Eng. 6B/ 6G (96kW)	7/03-				55-0085		Ø 19,05	
2.0 V6 Eng. YB/ AJV6 (115kW)	3/02-				55-0085		Ø 19,05	
2.2 D Eng. BF/ BG (114kW)	10/05-				55-0085		Ø 19,05	
2.5 V6, Estate Eng. XB (144kW)	6/01-				55-0085		Ø 19,05	
3.0 V6, Estate Eng. WB (169kW)	6/01-				55-0085		Ø 19,05	

## JEEP











































<b>Cherokee I (XJ) 10/84-8/01</b>								
2.1 TD Eng. J8S (59-64kW)	87-92		R		04-0865		Ø 20,64	Rear Drum Brake, -ABS
2.5 i Eng. EPE/ HX (87-90kW)	91-3/00		R		04-0865		Ø 20,64	Rear Drum Brake, -ABS
2.5 TD Eng. VM425 (85-89kW)	89-3/00		R		04-0865		Ø 20,64	Rear Drum Brake, -ABS
4.0 i Eng. C698QA (127-131kW)	1/95-3/00		R		04-0865		Ø 20,64	Rear Drum Brake, -ABS
4.0 i Eng. ERH (136kW)	9/89-		R		04-0865		Ø 20,64	Rear Drum Brake, -ABS
4.0 i Eng. MX (135kW)	91-		R		04-0865		Ø 20,64	Rear Drum Brake, -ABS
<b>Wrangler II (TJ) 8/96-4/07</b>								
2.5 Eng. P00 (87kW)	96-		R		04-0865		Ø 20,64	Rear Drum Brake, -ABS
4.0 Eng. S00 (124kW)	98-		R		04-0865		Ø 20,64	Rear Drum Brake, -ABS
4.0 Eng. S01 (130kW)	96-		R		04-0865		Ø 20,64	Rear Drum Brake, -ABS

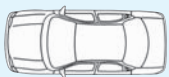
















































## KIA

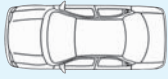































































<b>Carens I 11/00-7/02</b>								
1.8 Eng. TBD (81kW)	-02		R		04-0777		Ø 19,05	-ABS
<b>Carnival I 8/99-10/01</b>								
2.5 V6 Eng. KV6 (121kW)	-11/99		R		04-0909		Ø 20,64	-ABS
	-5/00		R		04-0909		Ø 20,64	+ABS
	6/00-		R L		04-0958		Ø 22,20	Alu, +ABS
	6/00-		R R		04-0959		Ø 22,20	Alu, +ABS
2.9 TD Eng. J3 TCI (93kW)	-11/99		R		04-0909		Ø 20,64	-ABS
	-5/00		R		04-0909		Ø 20,64	+ABS
	6/00-		R L		04-0958		Ø 22,20	Alu, +ABS
	6/00-		R R		04-0959		Ø 22,20	Alu, +ABS
<b>Carnival II 10/01-5/06</b>								
2.5 V6 Eng. OK52 (110kW)	01-03		R L		04-0958		Ø 22,20	Alu, +ABS
	01-03		R R		04-0959		Ø 22,20	Alu, +ABS
2.9 CRDi Eng. OK53 (106kW)	01-		R L		04-0958		Ø 22,20	Alu, +ABS
	01-		R R		04-0959		Ø 22,20	Alu, +ABS
<b>Picanto I (BC) 4/04-4/08</b>								
1.0 Eng. G4HE (45kW)	05-		R		04-0985		Ø 15,87	Alu, -ABS
1.1 Eng. G4HG (48kW)	04-		R		04-0985		Ø 15,87	Alu, -ABS
1.1 D Eng. D3FA (55kW)	05-		R		04-0985		Ø 15,87	Alu, -ABS
<b>Pride (DA) 1/90-</b>								
1.3 16v Eng. B3 (44-47-53kW)	90-		R		04-0514		Ø 15,87	
<b>Rio I, SW (DC) 8/00-2/05</b>								
1.3 Eng. A3E (55-60kW)	7/02-05		R		04-0957		Ø 17,46	Alu
1.5 Eng. A5D (71-72kW)	7/02-05		R		04-0957		Ø 17,46	Alu

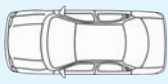

























		Spare Parts	F/R	L/R	METELLI ref.		DIMENSIONS mm.	NOTE
<b>Sephia, Timor (FA) 9/93-</b>								
1.5 i 16v Eng. B5 (59kW)	96-97		R		04-0777		Ø 19,05	
1.6 i Eng. B6 (59kW)	93-		R		04-0777		Ø 19,05	
1.8 i 16v Eng. T8 (82kW)	95-		R		04-0777		Ø 19,05	
<b>Shuma (FB) 3/96-</b>								
1.5 Eng. BFD (59kW)	96-98		R		04-0777		Ø 19,05	
1.6 Eng. S6D (75kW)	01-04		R		04-0957		Ø 17,46	Alu
<b>Sorento (JC) 8/02-</b>								
2.5 CRDi Eng. D4CB (103kW)	02-				05-0588		Ø 26,99	Alu, +ABS, A/T
3.5 V6 24v Eng. 6G74 (143-149kW)	02-				05-0588		Ø 26,99	Alu, +ABS, A/T
<b>Sportage I (FM) 4/94-8/04</b>								
2.0 i 16v, 4WD Eng. FE(16V) (94kW)	94-97		R		04-0909		Ø 20,64	
	97-04		R		04-0991		Ø 20,64	
2.0 i 4WD Eng. FE (70kW)	94-97		R		04-0909		Ø 20,64	
	97-99		R		04-0991		Ø 20,64	
2.0 TD 4WD Eng. RF (61kW)	97-01		R		04-0991		Ø 20,64	































## LADA




<b>110 1/95-</b>								
1.5, 16v Eng. VAZ 2111/ VAZ 2112 (57-67-70kW)	00-		R		04-0184		Ø 20,64	
	00-				05-0090		Ø 20,64	
<b>111 1/95-</b>								
1.5 Eng. 2111 (56kW)	00-		R		04-0184		Ø 20,64	
	00-				05-0090		Ø 20,64	
1.5 Eng. VAZ 2111 (57kW)	96-		R		04-0184		Ø 20,64	
	96-				05-0090		Ø 20,64	
1.5 16v Eng. VAZ 2112 (67-70kW)	95-		R		04-0184		Ø 20,64	
	95-				05-0090		Ø 20,64	
<b>112 1/95-</b>								
1.5 Eng. 2111 (56kW)	00-		R		04-0184		Ø 20,64	
	00-				05-0090		Ø 20,64	
1.5 Eng. VAZ 2111 (54-57kW)	95-		R		04-0184		Ø 20,64	
	95-				05-0090		Ø 20,64	
1.5 16v Eng. VAZ 2112 (67kW)	00-		R		04-0184		Ø 20,64	
	00-				05-0090		Ø 20,64	
1.5 16v Eng. VAZ 2112 (70kW)	95-		R		04-0184		Ø 20,64	
	95-				05-0090		Ø 20,64	
<b>1200-1600 1/70-1/87</b>								
1.2, SW Eng. BA32101 (44kW)	70-76		R		04-0072		Ø 19,05	
	76-		R		04-0065		Ø 20,64	
	70-86				05-0009		Ø 19,05	
	70-86				09-0001		Ø	Alu
	70-86				54-0010G		Ø 19,05	
	70-86				54-0010		Ø 19,05	Alu
	70-86				55-0014G		Ø 19,05	
	70-86				55-0014		Ø 19,05	Alu
1.3 Eng. BA32105 (51kW)	74-76		R		04-0072		Ø 19,05	
	76-		R		04-0065		Ø 20,64	
	74-				05-0009		Ø 19,05	
	74-				09-0001		Ø	Alu
	74-				54-0010G		Ø 19,05	
	74-				54-0010		Ø 19,05	Alu
	74-				55-0014G		Ø 19,05	
	74-				55-0014		Ø 19,05	Alu
1.3, SW Eng. BA321011 (48kW)	78-		R		04-0065		Ø 20,64	
	78-				05-0009		Ø 19,05	
	78-				09-0001		Ø	Alu
	78-				54-0010G		Ø 19,05	
	78-				54-0010		Ø 19,05	Alu
	78-				55-0014G		Ø 19,05	
	78-				55-0014		Ø 19,05	Alu
1.5, SW Eng. BA32103 (55kW)	72-76		R		04-0072		Ø 19,05	
	76-		R		04-0065		Ø 20,64	
	72-				05-0009		Ø 19,05	

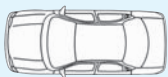











































		Spare Parts	F/R	L/R	METELLI ref.		DIMENSIONS mm.	NOTE
1.5, SW Eng. BA32103 (55kW)	72-				09-0001		Ø	Alu
	72-				54-0010G		Ø 19,05	
	72-				54-0010		Ø 19,05	Alu
	72-				55-0014G		Ø 19,05	
	72-				55-0014		Ø 19,05	Alu
1.6 (58kW)	72-		R		04-0065		Ø 20,64	
	72-76		R		04-0072		Ø 19,05	
	72-				05-0009		Ø 19,05	
	72-				09-0001		Ø	Alu
	72-				54-0010G		Ø 19,05	
	72-				54-0010		Ø 19,05	Alu
	72-				55-0014G		Ø 19,05	
	72-				55-0014		Ø 19,05	Alu
1.6 Eng. BA32106 (57kW)	79-		R		04-0065		Ø 20,64	
	79-				05-0009		Ø 19,05	
	79-				09-0001		Ø	Alu
	79-				54-0010G		Ø 19,05	
	79-				54-0010		Ø 19,05	Alu
	79-				55-0014G		Ø 19,05	
	79-				55-0014		Ø 19,05	Alu
<b>Kalina (1117, 1118, 1119) 10/04-</b>								
1.6 Eng. 21114 (60kW)	04-		R		04-0184		Ø 20,64	
1.6 16v (66kW)	04-		R		04-0184		Ø 20,64	
<b>Nadeschda (2120) 12/97-</b>								
1.7 Eng. VAZ-2121.3 (59-60kW)	97-		R		04-0065		Ø 20,64	
	97-				05-0063		Ø 19,05	
1.8 Eng. VAZ-2130 (60-67kW)	97-		R		04-0065		Ø 20,64	
	97-				05-0063		Ø 19,05	
<b>Natasha (2120)</b>								
1.1	93-		R		04-0184		Ø 20,64	
	93-				05-0090		Ø 20,64	
1.5	93-		R		04-0184		Ø 20,64	
	93-				05-0090		Ø 20,64	
<b>Niva I (2121) 12/76-</b>								
1.6 Eng. BA32121 (54kW)	87-95		R		04-0065		Ø 20,64	
	87-95				05-0063		Ø 19,05	
	87-95				09-0001		Ø	Alu
	87-95				54-0010G		Ø 19,05	
	87-95				54-0010		Ø 19,05	Alu
	87-95				55-0014G		Ø 19,05	
	87-95				55-0014		Ø 19,05	Alu
1.6 Eng. BA32121 (56-59kW)	76-		R		04-0065		Ø 20,64	
	76-				05-0063		Ø 19,05	
	76-				09-0001		Ø	Alu
1.7 i (60kW)	00-		R		04-0065		Ø 20,64	
	00-				05-0063		Ø 19,05	
	00-				09-0001		Ø	Alu
	00-				54-0010G		Ø 19,05	
	00-				54-0010		Ø 19,05	Alu
	00-				55-0014G		Ø 19,05	
	00-				55-0014		Ø 19,05	Alu
1.7 i Eng. BA321214 (59kW)	96-		R		04-0065		Ø 20,64	
	96-				05-0063		Ø 19,05	
	96-				09-0001		Ø	Alu
	96-				54-0010G		Ø 19,05	
	96-				54-0010		Ø 19,05	Alu
	96-				55-0014G		Ø 19,05	
	96-				55-0014		Ø 19,05	Alu
1.9 D Eng. XUD9A (47kW)	93-		R		04-0065		Ø 20,64	
	93-				05-0063		Ø 19,05	
	93-				09-0001		Ø	Alu
	93-				54-0010G		Ø 19,05	
	93-				54-0010		Ø 19,05	Alu
	93-				55-0014G		Ø 19,05	

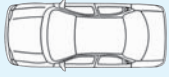



















		Spare Parts	F/R	L/R	METELLI ref.		DIMENSIONS mm.	NOTE
1.9 D Eng. XUD9A (47kW)	93-				55-0014		Ø 19,05	Alu
1.9 D Eng. XUD9SD (55kW)	99-		R		04-0065		Ø 20,64	
	99-				05-0063		Ø 19,05	
	99-				09-0001		Ø	Alu
	99-				54-0010G		Ø 19,05	
	99-				54-0010		Ø 19,05	Alu
	99-				55-0014G		Ø 19,05	
	99-				55-0014		Ø 19,05	Alu
<b>Nova (2105, 2108, 2109) 5/81-</b>								
1.2, SW Eng. BA32101 (44kW)	81-		R		04-0184		Ø 20,64	
	81-				05-0009		Ø 19,05	
	81-				54-0010G		Ø 19,05	
	81-				54-0010		Ø 19,05	Alu
	81-				55-0014G		Ø 19,05	
	81-				55-0014		Ø 19,05	Alu
1.3 Eng. BA32105 (48kW)	81-		R		04-0184		Ø 20,64	
	81-				05-0009		Ø 19,05	
	81-				54-0010G		Ø 19,05	
	81-				54-0010		Ø 19,05	Alu
	81-				55-0014G		Ø 19,05	
	81-				55-0014		Ø 19,05	Alu
1.5 S Eng. BA32111 (52kW)	89-		R		04-0184		Ø 20,64	
	89-				05-0009		Ø 19,05	
	89-				54-0010G		Ø 19,05	
	89-				54-0010		Ø 19,05	Alu
	89-				55-0014G		Ø 19,05	
	89-				55-0014		Ø 19,05	Alu
1.5, SW Eng. BA32103 (55kW)	85-		R		04-0184		Ø 20,64	
	85-				05-0009		Ø 19,05	
	85-				54-0010G		Ø 19,05	
	85-				54-0010		Ø 19,05	Alu
	85-				55-0014G		Ø 19,05	
	85-				55-0014		Ø 19,05	Alu
1.6 Eng. BA32106 (56kW)	88-		R		04-0184		Ø 20,64	
	88-				05-0009		Ø 19,05	
	88-				54-0010G		Ø 19,05	
	88-				54-0010		Ø 19,05	Alu
	88-				55-0014G		Ø 19,05	
	88-				55-0014		Ø 19,05	Alu
1.7 i Classic, SW (62kW)	94-		R		04-0184		Ø 20,64	
	94-				05-0009		Ø 19,05	
	94-				54-0010G		Ø 19,05	
	94-				54-0010		Ø 19,05	Alu
	94-				55-0014G		Ø 19,05	
	94-				55-0014		Ø 19,05	Alu
<b>Riva</b>								
1.2 Eng. 1200 (44kW)	83-89		R		04-0184		Ø 20,64	
	83-89				05-0009		Ø 19,05	
	82-93				54-0010G		Ø 19,05	
	82-93				54-0010		Ø 19,05	Alu
	82-93				55-0014G		Ø 19,05	
	82-93				55-0014		Ø 19,05	Alu
1.3 (48-52kW)	83-92		R		04-0184		Ø 20,64	
	83-92				05-0009		Ø 19,05	
	82-93				54-0010G		Ø 19,05	
	82-93				54-0010		Ø 19,05	Alu
	82-93				55-0014G		Ø 19,05	
	82-93				55-0014		Ø 19,05	Alu
1.5i (51-52-55kW)	84-		R		04-0184		Ø 20,64	
	84-				05-0009		Ø 19,05	
	82-93				54-0010G		Ø 19,05	
	82-93				54-0010		Ø 19,05	Alu
	82-93				55-0014G		Ø 19,05	
	82-93				55-0014		Ø 19,05	Alu

		Spare Parts	F/R	L/R	METELLI ref.		DIMENSIONS mm.	NOTE
1.6 (62kW)	86-92		R		04-0184		Ø 20,64	
	86-92				05-0009		Ø 19,05	
	82-93				54-0010G		Ø 19,05	
	82-93				54-0010		Ø 19,05	Alu
	82-93				55-0014G		Ø 19,05	
	82-93				55-0014		Ø 19,05	Alu
<b>Sagona</b>								
1.5 D	95-		R		04-0184		Ø 20,64	
	95-				05-0090		Ø 20,64	
1.5i	91-		R		04-0184		Ø 20,64	
	91-				05-0090		Ø 20,64	
<b>Samara, Forma (2108, 2109) 1/88-</b>								
1.1 Eng. BA321081 (39kW)	88-		R		04-0184		Ø 20,64	
	88-				05-0090		Ø 20,64	
1.3 Eng. 2108 (46kW)	88-		R		04-0184		Ø 20,64	
	88-				05-0090		Ø 20,64	
1.3 Eng. BA32108 (48kW)	1/86-		R		04-0184		Ø 20,64	
	1/86-				05-0090		Ø 20,64	
1.3 Eng. BA32108(KAT) (45kW)	91-		R		04-0184		Ø 20,64	
	91-				05-0090		Ø 20,64	
1.5 Eng. BA321083 (53kW)	88-		R		04-0184		Ø 20,64	
	88-				05-0090		Ø 20,64	
1.5 Eng. BA321083(KAT) (50kW)	91-		R		04-0184		Ø 20,64	
	91-				05-0090		Ø 20,64	
1.5 Eng. BA32111 (52kW)	94-		R		04-0184		Ø 20,64	
	94-				05-0090		Ø 20,64	
<b>Shiguli (2107) 1/70-</b>								
1.6 Eng. 1600 (58-59kW)	-76				05-0009		Ø 19,05	

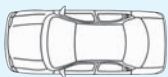



























































<b>Beta (828B) 8/73-7/82</b>								
1.3 Eng. 828AC.3/ BB.3 (61kW)	76-				09-0003		Ø	Alu
	76-				54-0003		Ø 19,05	
1.4 Eng. 828A2.000/ B2.000 (66kW)	6/73-				09-0003		Ø	Alu
	73-				54-0003		Ø 19,05	
1.6 Eng. 132AB/ 828B.000 (74kW)	6/73-				09-0003		Ø	Alu
	3/75-				54-0003		Ø 19,05	
1.8 Eng. 828A1.000/AB/AC/AF/AS (81kW)	6/73-				09-0003		Ø	Alu
	3/75-				54-0003		Ø 19,05	
2.0 Eng. 828B1.000 (85-88kW)	76-				09-0003		Ø	Alu
	76-				54-0003		Ø 19,05	
<b>Beta Coupe (828BC) 4/76-12/84</b>								
1.3 Eng. 828D3.000 (62kW)	81-				09-0003		Ø	Alu
	81-				54-0003		Ø 19,05	
1.6 Eng. 132AB/ 828B.000 (74kW)	76-				09-0003		Ø	Alu
	76-				54-0003		Ø 19,05	
2.0 Eng. 828B1.000 (85-88kW)	76-				09-0003		Ø	Alu
	76-				54-0003		Ø 19,05	
2.0 i.e. Eng. 828B4.000 (90kW)	81-				09-0003		Ø	Alu
	81-				54-0003		Ø 19,05	
2.0 Volumex Eng. 828B7.000 (99kW)	83-				09-0003		Ø	Alu
	83-				54-0003		Ø 19,05	
<b>Beta H.P.E. (828BF) 5/76-9/84</b>								
1.6 Eng. 132AB/ 828B.000 (74kW)	80-				09-0003		Ø	Alu
	80-				54-0003		Ø 19,05	
2.0 Eng. 828B1.000 (85-88kW)	76-				09-0003		Ø	Alu
	76-				54-0003		Ø 19,05	
2.0 i.e. Eng. 828B4.000 (90kW)	81-				09-0003		Ø	Alu
	81-				54-0003		Ø 19,05	
2.0 Volumex Eng. 828B7.000 (99kW)	83-				09-0003		Ø	Alu
	83-				54-0003		Ø 19,05	
<b>Beta Monte Carlo (137AS, 137BS) 7/80-5/81</b>								
2.0 Eng. 134AS.000 (88kW)	80-				09-0003		Ø	Alu
	80-				54-0003		Ø 19,05	

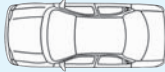
















































				Spare Parts	F/R	L/R	METELLI ref.		DIMENSIONS mm.	NOTE
<b>Dedra (835) 4/89-7/99</b>										
1.6 16v, SW Eng. 182A4.000/ 182B6.000 (76kW)	96-						05-0208	Bdx	Ø 22,20	Supplied -Servo
1.6 i.e. Eng. 159B9.000/ 835A1.000/ 835C1.000 (55-66kW)	7/94		R				04-0644		Ø 22,00	
	93-94		R				04-0253		Ø 19,05	
	93-94						05-0147		Ø 20,64	+ABS
	93-94						05-0044		Ø 20,64	-ABS
1.6 i.e. Eng. 835A1.046 (57kW)	94-						05-0208	Bdx	Ø 22,20	Supplied -Servo
	3/89-93		R				04-0253		Ø 19,05	
	3/89-93						05-0044		Ø 20,64	-ABS
1.8 16v, SW Eng. 183A1.000/ 183A2.000 (83-96kW)	4/89-93						05-0147		Ø 20,64	+ABS
	93-						05-0208	Bdx	Ø 22,20	Supplied -Servo
	93-						05-0147		Ø 20,64	+ABS
1.8 i.e., SW Eng. 835A2.000/ 835A2.046/ 836A5.000 (74-77-80kW)	3/89-93						05-0044		Ø 20,64	-ABS
	93-						05-0147		Ø 20,64	+ABS
	94-99						05-0208		Ø 22,20	Supplied -Servo
	94-99						05-0208		Ø 22,20	Supplied -Servo
1.9 TDS, SW Eng. 160D1.000/ 835A4.000/ .046 (55-66kW)	4/89-94						05-0147		Ø 20,64	+ABS
	91-94						05-0044		Ø 20,64	-ABS
	94-						05-0208		Ø 22,20	Supplied -Servo
	10/94-						55-0027		Ø 19,05	
2.0 16v, SW, Integrale Eng. 836A3.000 (102kW)	94-						05-0208		Ø 22,20	Supplied -Servo
	10/94-						54-0023		Ø 25,40	
	10/94-						55-0027		Ø 19,05	
2.0 HF Integrale Eng. 835A7.046/ 835A8.000 (119-121-124-130kW)	90-						05-0208		Ø 22,20	Supplied -Servo
2.0 i.e. Eng. 835A5.000 (86kW)	3/89-92						05-0044		Ø 20,64	-ABS
	4/89-92						05-0147		Ø 20,64	+ABS
2.0 i.e. Eng. 835A5.046 (83kW)	3/89-94						05-0044		Ø 20,64	-ABS
	4/89-94						05-0147		Ø 20,64	+ABS
	94-						05-0208		Ø 22,20	Supplied -Servo
2.0 i.e. T. Eng. 835A8.046 (119kW)	91-						05-0208		Ø 22,20	Supplied -Servo
	91-						55-0029		Ø 19,05	
2.0 i.e. T. Integrale Eng. 835A7.000 (121kW)	90-						05-0208		Ø 22,20	Supplied -Servo
	11/90-						55-0029		Ø 19,05	
<b>Delta I (831AB0) 9/79-1/94</b>										
1.1 Eng. 831B8.000 (47kW)	-90		R				04-0156		Ø 19,05	Ch 262992-
	-90						05-0029		Ø 19,05	Ch 262992-
1.3 Eng. 831A2.000/ 831B.000 (55kW)	10/79-		R				04-0066		Ø 17,46	Ch -60274
	-235563		R				04-0161		Ø 17,46	Ch 60276-
	-92		R				04-0156		Ø 19,05	Ch 262992-
	10/79-						05-0014		Ø 19,05	Ch -60274
	-235563						05-0158		Ø 19,05	Ch 60276-
	-92						05-0029		Ø 19,05	Ch 262992-
1.5 Eng. 138A1.000/ A3.000/ 831A1.000/ B1.000 (62-63kW)	10/79-		R				04-0066		Ø 17,46	Ch -60274
	-235563		R				04-0161		Ø 17,46	Ch 60276-
	-92		R				04-0156		Ø 19,05	Ch 262992-
	10/79-						05-0014		Ø 19,05	Ch -60274
1.6 GT Eng. 149C2.000/ 831A4.000/ B4.000/ B7.000 (66-77-79-80-97kW)	-235563						05-0158		Ø 19,05	Ch 60276-
	-92						05-0029		Ø 19,05	Ch 262992-
	86-88						05-0029		Ø 19,05	
1.6 HF T. Eng. 831A7.000 (96-191kW)	83-86						05-0029		Ø 19,05	
1.6 HF T. Eng. 831B3.000 (103kW)	86-88						05-0029		Ø 19,05	
1.9 TD Eng. 831D1.000 (59kW)	-89		R				04-0156		Ø 19,05	Ch 262992-
	-89						05-0029		Ø 19,05	Ch 262992-
2.0 16v HF Integrale Eng. 831D5.000 (144-147kW)	89-91						54-0011		Ø 25,40	
2.0 HF Integrale Eng. 831B5.000/ C5.000/ C5.046 (122-130-133-135kW)	86-88						54-0011		Ø 25,40	
<b>Delta II (836) 6/93-8/99</b>										
1.4 i.e. Eng. 160A1.046/ 836A4.000 (51kW)	10/94-99		R				04-0644		Ø 22,00	
	94-		R				04-0645	Bdx	Ø 22,00	Vett 3279061-, -ABS
	10/94-99						05-0208	Bdx	Ø 22,20	Supplied -Servo

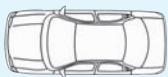














		Spare Parts	F/R	L/R	METELLI ref.		DIMENSIONS mm.	NOTE
1.6 16v Eng. 182A4.000/ 182B6.000 (76kW)	96-		R		<b>04-0644</b>		Ø 22,00	
	96-				<b>05-0208</b>		Ø 22,20	Supplied -Servo
1.6 i.e. Eng. 182A6.000 (66kW)	96-		R		<b>04-0644</b>		Ø 22,00	
	96-				<b>05-0208</b>		Ø 22,20	Supplied -Servo
1.6 i.e. Eng. 835A1.000/ 835C1.000 (55kW)	93-96		R		<b>04-0644</b>		Ø 22,00	
	93-96				<b>05-0208</b>		Ø 22,20	Supplied -Servo
1.8 16v GT Eng. 183A1.000/ 183A2.000 (83-96kW)	96-				<b>05-0208</b>		Ø 22,20	Supplied -Servo
	96-				<b>55-0040</b>		Ø 19,05	
1.8 i.e. Eng. 835C2.000/ C4.000/ 836A6.000/ 836C4.000 (66-76kW)	94-				<b>05-0208</b>		Ø 22,20	Supplied -Servo
1.9 TD Eng. 160D1.000 (55kW)	94-99		R		<b>04-0645</b>	Bdx	Ø 22,00	-ABS
	95-99				<b>05-0208</b>		Ø 22,20	Supplied -Servo
1.9 TDS Eng. 835A4.000 (66kW)	94-		R		<b>04-0645</b>	Bdx	Ø 22,00	Vett 3279061-, -ABS
2.0 16v Eng. 836A3.000 (102kW)	93-				<b>05-0208</b>		Ø 22,20	Supplied -Servo
	93-				<b>54-0023</b>		Ø 25,40	
	93-				<b>55-0027</b>		Ø 19,05	
2.0 16v T. Eng. 175A4.000/ 836A2.000 (137-142kW)	93-99				<b>05-0208</b>		Ø 22,20	Supplied -Servo
	93-99				<b>54-0024</b>		Ø 25,40	
	93-99				<b>55-0040</b>		Ø 19,05	
<b>Delta III 7/08-</b>								
1.4 T-Jet Eng. 19854H.000 (110kW)	08-				<b>05-0683</b>	Bosch	Ø 23,81	Alu, M/T
1.4 T-Jet Eng. 198A4.000 (88kW)	08-				<b>05-0683</b>	Bosch	Ø 23,81	Alu, M/T
1.6 MJT Eng. 350A2.000 (88kW)	08-				<b>05-0683</b>	Bosch	Ø 23,81	Alu, M/T
1.9 MJT Eng. 844A1.000 (140kW)	08-				<b>05-0683</b>	Bosch	Ø 23,81	Alu, M/T
2.0 MJT Eng. 198A5.000 (121kW)	08-				<b>05-0683</b>	Bosch	Ø 23,81	Alu, M/T
<b>Gamma, Coupe 8/81-12/84</b>								
2.5 Eng. 830A.000/ 830A4.000 (103kW)	81-				<b>09-0003</b>		Ø	Alu
<b>Kappa (838A,B), SW 8/94-10/01</b>								
2.0 16v T., Coupe Eng. 838A4.000 (151kW)	95-				<b>55-0042</b>		Ø 19,05	Ch -2081381
	-01				<b>55-0041</b>		Ø 19,05	Ch 2081382-
2.0 20v Eng. 838A1.000 (107kW)	94-				<b>55-0042</b>		Ø 19,05	Ch -2081381
	-01				<b>55-0041</b>		Ø 19,05	Ch 2081382-
2.0 20v T., Coupe Eng. 175A3.000 (162kW)	98-				<b>55-0042</b>		Ø 19,05	Ch -2081381
	-01				<b>55-0041</b>		Ø 19,05	Ch 2081382-
2.0 20v, Coupe Eng. 838A6.000 (114kW)	96-				<b>55-0042</b>		Ø 19,05	Ch -2081381
	-01				<b>55-0041</b>		Ø 19,05	Ch 2081382-
2.4 20v, Coupe Eng. 838A2.000/ 838A2.027 (129kW)	94-				<b>55-0042</b>		Ø 19,05	Ch -2081381
	-01				<b>55-0041</b>		Ø 19,05	Ch 2081382-
2.4 JTD Eng. 838A8.000 (100kW)	98-				<b>55-0042</b>		Ø 19,05	Ch -2081381
	-01				<b>55-0041</b>		Ø 19,05	Ch 2081382-
2.4 TDS Eng. 838A3.000/ 838A7.000 (91kW)	94-				<b>55-0042</b>		Ø 19,05	Ch -2081381
	-01				<b>55-0041</b>		Ø 19,05	Ch 2081382-
3.0 24v, Coupe Eng. 838B.000 (150kW)	94-				<b>55-0042</b>		Ø 19,05	Ch -2081381
	-01				<b>55-0041</b>		Ø 19,05	Ch 2081382-
<b>Lybra (839AX,BX), SW 7/99-</b>								
1.6 16v Eng. 182A4.000/ 182B6.000 (76kW)	99-				<b>05-0479</b>	Bosch	Ø 22,20	Alu, +ABS, +VDC
	99-01				<b>05-0300</b>		Ø 20,64	Supplied -Servo, +ABS, -TC
	99-10/00				<b>05-0290</b>	Bosch	Ø 22,20	Alu, +ABS, +TC
	01-				<b>05-0340</b>		Ø 20,64	Supplied -Servo, +ABS, -TC
	10/99-				<b>54-0023</b>		Ø 25,40	
99-00				<b>55-0067</b>		Ø 19,05		
1.8 16v Eng. 839A4.000/ 839A7.000/ 839A9.000 (96kW)	99-				<b>05-0479</b>	Bosch	Ø 22,20	Alu, +ABS, +VDC
	99-01				<b>05-0300</b>		Ø 20,64	Supplied -Servo, +ABS, -TC
	99-10/00				<b>05-0290</b>	Bosch	Ø 22,20	Alu, +ABS, +TC
	01-				<b>05-0340</b>		Ø 20,64	Supplied -Servo, +ABS, -TC
	10/99-				<b>54-0023</b>		Ø 25,40	
99-05				<b>55-0067</b>		Ø 19,05		
1.9 JTD Eng. AR32302 (77kW)	99-				<b>05-0300</b>		Ø 20,64	Supplied -Servo, +ABS, -TC
	99-				<b>05-0479</b>	Bosch	Ø 22,20	Alu, +ABS, +VDC
	99-10/00				<b>05-0290</b>	Bosch	Ø 22,20	Alu, +ABS, +TC
	10/99-				<b>54-0024</b>		Ø 25,40	
1.9 JTD Eng. AR37101/ 937A2.000 (81-85kW)	00-				<b>05-0300</b>		Ø 20,64	Supplied -Servo, +ABS, -TC
	00-				<b>05-0479</b>	Bosch	Ø 22,20	Alu, +ABS, +VDC
	-10/00				<b>05-0290</b>	Bosch	Ø 22,20	Alu, +ABS, +TC

			Spare Parts	F/R	L/R	METELLI ref.		DIMENSIONS mm.	NOTE	
1.9 JTD Eng. AR37101/ 937A2.000 (81-85kW)						54-0024		Ø 25,40		
						00-01		55-0067		Ø 19,05
2.0 20v Eng. 182B7.000 (113kW)						05-0350	Bosch	Ø 22,20	Supplied -Servo, -TC	
						99		05-0479	Ø 22,20	Alu, +ABS, +VDC
						99-10/00		05-0290	Ø 22,20	Alu, +ABS, +TC
						10/99		54-0023	Ø 25,40	
						99-00		55-0067	Ø 19,05	
2.0 20v Eng. 185A8.000 (110kW)						05-0350	Bosch	Ø 22,20	Supplied -Servo, -TC	
						00		05-0479	Ø 22,20	Alu, +ABS, +VDC
						-10/00		05-0290	Ø 22,20	Alu, +ABS, +TC
						00		54-0023	Ø 25,40	
						00-05		55-0067	Ø 19,05	
2.4 20v Blindata Eng. 192A2.000 (125kW)						05-0290	Bosch	Ø 22,20	Alu, +ABS, +TC	
						99		05-0479	Ø 22,20	Alu, +ABS, +VDC
2.4 JTD Eng. 839A5.000 (99kW)						99	Bosch	Ø 22,20	Supplied -Servo, -TC	
						99-10/00		05-0290	Ø 22,20	Alu, +ABS, +TC
						10/99		54-0024	Ø 25,40	
2.4 JTD Eng. 839A6.000/ 841C.000 (103-110kW)						00	Bosch	Ø 22,20	Supplied -Servo, -TC	
						00		05-0479	Ø 22,20	Alu, +ABS, +VDC
						-10/00		05-0290	Ø 22,20	Alu, +ABS, +TC
						00		54-0024	Ø 25,40	
<b>Musa (184) 10/04-</b>										
1.3 MJT Eng. 188A9.000 (51kW)					R	10/04-6/05	Ap	Ø 22,00	Alu	
						7/05-		04-0934	Ø 22,00	Alu
						04-12/06		05-0529	Ø 23,81	Alu, +ABS, -VDC
						10/04-12/06		05-0317	Ø 23,81	Alu, +ABS, +VDC
						1/07-		05-0680	Ø 23,81	Alu, +ABS, +ESP
1.3 MJT 16v Eng. 199A3.000 (66kW)					R	7/08-	Ap	Ø 20,64	Alu	
						7/08-		05-0680	Ø 23,81	Alu, +ABS, +ESP
						7/08-		54-0061	Ø 20,64	
1.4 Eng. 350A1.000 (57kW)					R	05-	Ap	Ø 22,00	Alu	
						05-12/06		05-0529	Ø 23,81	Alu, +ABS, -VDC
						05-12/06		05-0317	Ø 23,81	Alu, +ABS, +ESP, +VDC, A/T
						1/07-		05-0680	Ø 23,81	Alu, +ABS, +ESP
1.4 16v Eng. 843A1.000 (70kW)					R	10/04-6/05	Ap	Ø 22,00	Alu	
						7/05-		04-0934	Ø 22,00	Alu
						04-12/06		05-0529	Ø 23,81	Alu, +ABS, -VDC
						10/04-12/06		05-0317	Ø 23,81	Alu, +ABS, +VDC
						1/07-		05-0680	Ø 23,81	Alu, +ABS, +ESP
1.4 16v AUSTRIA Eng. 192B2.000 (66kW)					R	10/04-6/05	Ap	Ø 22,00	Alu	
						7/05-		04-0934	Ø 22,00	Alu
						04-12/06		05-0529	Ø 23,81	Alu, +ABS, -VDC
						10/04-12/06		05-0317	Ø 23,81	Alu, +ABS, +VDC
						1/07-		05-0680	Ø 23,81	Alu, +ABS, +ESP
1.6 MJT Eng. 350A2.000 (88kW)						7/08-	05-0680	Ø 23,81	Alu, +ABS, +ESP	
1.9 Multijet Eng. 188B2.000 (74kW)					R	10/04-	Ap	Ø 20,64		
						04-12/06		05-0529	Ø 23,81	Alu, +ABS, -VDC
						10/04-12/06		05-0317	Ø 23,81	Alu, +ABS, +VDC
						1/07-		05-0680	Ø 23,81	Alu, +ABS, +ESP
<b>Phedra (179) 9/02-</b>										
2.0 16v Eng. RFN(EW10J4) (100kW)						02-	Fte	Ø 19,05	Pla	
						9/02-		55-0083	Ø 19,05	
2.0 JTD Eng. RHM(DW10ATED4-FAP) (79kW)						7/03-		Ø 23,81		
						7/03-		55-0083	Ø 19,05	
2.0 JTD Eng. RHW(DW10ATED4) (80kW)						9/02-		Ø 23,81		
						9/02-		55-0083	Ø 19,05	
2.0 MJT 16v Eng. RHK (88kW)						6/06-		Ø 23,81		
						6/06-		55-0083	Ø 19,05	
2.2 JTD Eng. 4HW(DW12ATED4) (94kW)						9/02-		Ø 23,81		
						9/02-		55-0083	Ø 19,05	
<b>Prisma (831AB0) 12/82-2/92</b>										
1.3 Eng. 831A1.000/ A2.000/ AB.000 (58kW)					R	1/83-		Ø 17,46	Ch -3032272	
						-86		04-0156	Ø 19,05	Ch 3032273-
						1/83-86		05-0029	Ø 19,05	










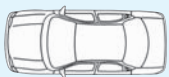































		Spare Parts	F/R	L/R	METELLI ref.		DIMENSIONS mm.	NOTE
1.6 GT Eng. 149C2.000/ 831A4.000/ B4.000/ B7.000 (66-77-79-80-97kW)	82-		R		04-0161		Ø 17,46	Ch -3032272
	-86		R		04-0156		Ø 19,05	Ch 3032273-
	82-86				05-0029		Ø 19,05	
1.9 D Eng. 831D.000 (48kW)	1/83-		R		04-0156		Ø 19,05	Ch 3032273-
	1/83-		R		04-0161		Ø 17,46	Ch -3032272
	1/83-				05-0029		Ø 19,05	
<b>Thema (834) 11/84-4/97</b>								
2.0 16v T., SW Eng. 834C.146 (110kW)	86-				05-0091		Ø 22,20	Alu
	86-				54-0011		Ø 25,40	
	86-				55-0015		Ø 19,05	
2.0 16v T., SW Eng. 834C1.000 (133kW)	88-				05-0091		Ø 22,20	Alu
	88-				54-0011		Ø 25,40	
	88-				55-0015		Ø 19,05	
2.0 16v T., SW Eng. 834C1.246 (130kW)	89-				54-0011		Ø 25,40	
	89-				55-0015		Ø 19,05	
2.0 16v T., SW Eng. 834F1.000/ 834F2.000 (148-133-147-112-104kW)	92-				05-0091		Ø 22,20	Alu
	92-				54-0011		Ø 25,40	
	92-				55-0015		Ø 19,05	
2.0 i.e Eng. 834B.000/ 834B1.000 (83-86-88kW)	88-				05-0091		Ø 22,20	Alu
	88-				54-0011		Ø 25,40	
	88-				55-0015		Ø 19,05	
2.0 i.e. Eng. 834B.048 (83kW)	86-				05-0091		Ø 22,20	Alu
	86-				54-0011		Ø 25,40	
	86-				55-0015		Ø 19,05	
2.0 i.e. Eng. 834B.146 (85kW)	87-				05-0091		Ø 22,20	Alu
	87-				54-0011		Ø 25,40	
	87-				55-0015		Ø 19,05	
2.0 i.e. 16v, SW Eng. 834B2.000 (108kW)	88-				05-0091		Ø 22,20	Alu
	88-				54-0011		Ø 25,40	
	88-				55-0015		Ø 19,05	
2.0 i.e. 16v, SW Eng. 834B2.246 (104kW)	89-				05-0091		Ø 22,20	Alu
	89-				54-0011		Ø 25,40	
	89-				55-0015		Ø 19,05	
2.0 i.e. T. Eng. 834C.000/ M601.AT200 (122-133kW)	84-				54-0011		Ø 25,40	
	84-				55-0015		Ø 19,05	
2.5 TDS, SW Eng. 8144.91 (74kW)	84-				05-0091		Ø 22,20	Alu
	84-				54-0011		Ø 25,40	
	84-				55-0015		Ø 19,05	
2.5 TDS, SW Eng. 8144.97S (77kW)	88-				05-0091		Ø 22,20	Alu
	88-				54-0011		Ø 25,40	
	88-				55-0015		Ø 19,05	
2.5 TDS, SW Eng. 8144.97Y (85kW)	88-				05-0091		Ø 22,20	Alu
	88-				54-0011		Ø 25,40	
	88-				55-0015		Ø 19,05	
2.8 V6 i.e. Eng. 834E.000 (110kW)	84-				05-0091		Ø 22,20	Alu
	84-				54-0011		Ø 25,40	
	84-				55-0015		Ø 19,05	
2.8 V6 i.e. Eng. 834E.146 (108kW)	88-				05-0091		Ø 22,20	Alu
	88-				54-0011		Ø 25,40	
	88-				55-0015		Ø 19,05	
3.0 8.32 Eng. F105L.046 (151-158kW)	87-				05-0091		Ø 22,20	Alu
	87-				54-0011		Ø 25,40	
	87-				55-0015		Ø 19,05	
3.0 V6, SW Eng. 834F.000 (126kW)	92-				05-0091		Ø 22,20	Alu
	92-				54-0011		Ø 25,40	
	92-				55-0015		Ø 19,05	
<b>Trevi (828DB) 5/80-1/87</b>								
1.6 Eng. 828B.000 (74kW)	1/80-				09-0003		Ø	Alu
2.0 i.e. Eng. 828B4.000 (90kW)	1/80-				09-0003		Ø	Alu
2.0 Volumex Eng. 828B7.000 (99kW)	1/80-				09-0003		Ø	Alu
<b>Y (840A) 11/95-10/03</b>								
1.1 Eng. 176B2.000 (40kW)	95-		R		04-0442	Ap	Ø 20,64	
	95-		R		04-0602	Bdx	Ø 20,64	+ABS
	11/01-03				05-0560	Bosch	Ø 20,64	Alu, +ABS

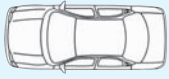




		Spare Parts	F/R	L/R	METELLI ref.		DIMENSIONS mm.	NOTE
1.1 Eng. 176B2.000 (40kW)	95-11/01				<b>05-0044</b>		Ø 20,64	+ABS
1.2 Eng. 840A3.000/ A4.000 (44kW)	96-		R		<b>04-0442</b>	Ap	Ø 20,64	
	96-		R		<b>04-0602</b>	Bdx	Ø 20,64	+ABS
	11/01-03				<b>05-0560</b>	Bosch	Ø 20,64	Alu, +ABS
	96-11/01				<b>05-0044</b>		Ø 20,64	+ABS
1.2 16v Eng. 176B9.000 (63kW)	97-00		R		<b>04-0442</b>	Ap	Ø 20,64	-ABS
	97-00		R		<b>04-0602</b>	Bdx	Ø 20,64	+ABS
	97-00				<b>05-0044</b>		Ø 20,64	+ABS
1.2 16v Eng. 188A5.000 (59kW)	00-		R		<b>04-0442</b>	Ap	Ø 20,64	
	00-		R		<b>04-0602</b>	Bdx	Ø 20,64	+ABS
	00-11/01				<b>05-0044</b>		Ø 20,64	+ABS
	11/01-03				<b>05-0560</b>	Bosch	Ø 20,64	Alu, +ABS
1.4 12v Eng. 840A2.000 (59kW)	96-03		R		<b>04-0442</b>	Ap	Ø 20,64	-ABS
	96-03		R		<b>04-0602</b>	Bdx	Ø 20,64	+ABS
	11/01-03				<b>05-0560</b>	Bosch	Ø 20,64	Alu, +ABS
	96-11/01				<b>05-0044</b>		Ø 20,64	+ABS
1.4 12v Eng. 840A4.000 (55kW)	96-		R		<b>04-0442</b>	Ap	Ø 20,64	-ABS
	96-		R		<b>04-0602</b>	Bdx	Ø 20,64	+ABS
	11/01-03				<b>05-0560</b>	Bosch	Ø 20,64	Alu, +ABS
	96-11/01				<b>05-0044</b>		Ø 20,64	+ABS
<b>Y10 (156) 3/85-12/95</b>								
1.0 Fire Eng. 156A.000 (41kW)	85-		R		<b>04-0156</b>		Ø 19,05	
	85-				<b>05-0066</b>		Ø 20,64	
	85-				<b>09-0006</b>		Ø	Alu
1.0 Fire Eng. 156A2.000 (33kW)	85-89				<b>05-0066</b>		Ø 20,64	
1.0 Fire Eng. 156A2.100 (32kW)	85-		R		<b>04-0156</b>		Ø 19,05	
	85-				<b>05-0066</b>		Ø 20,64	
	85-				<b>09-0006</b>		Ø	Alu
1.0 Fire, 4WD Eng. 146A2.166 (37kW)	87-		R		<b>04-0156</b>		Ø 19,05	
	87-92				<b>05-0066</b>		Ø 20,64	
	92-				<b>05-0216</b>	Bdx	Ø 20,64	
	85-92				<b>09-0006</b>		Ø	Alu
1.0 Fire, 4WD Eng. 156A2.246 (33kW)	87-		R		<b>04-0156</b>		Ø 19,05	
	87-92				<b>05-0066</b>		Ø 20,64	
	92-				<b>05-0216</b>	Bdx	Ø 20,64	
	87-92				<b>09-0006</b>		Ø	Alu
1.0 T. Eng. 156A1.000 (62kW)	85-		R		<b>04-0156</b>		Ø 19,05	
	85-				<b>05-0066</b>		Ø 20,64	
	85-				<b>09-0006</b>		Ø	Alu
1.1 Avenue, 4WD Eng. 176B2.000 (40kW)	95-		R		<b>04-0156</b>		Ø 19,05	
	95-				<b>05-0216</b>		Ø 20,64	
	95-				<b>09-0006</b>		Ø	Alu
1.1 i.e, 4WD Eng. 156C.000 (42kW)	89-92		R		<b>04-0156</b>		Ø 19,05	
	89-92				<b>05-0066</b>		Ø 20,64	
	89-92				<b>05-0216</b>	Bdx	Ø 20,64	
	89-92				<b>09-0006</b>		Ø	Alu
1.1 i.e. Fire, 4WD Eng. 156C.046 (37kW)	89-		R		<b>04-0156</b>		Ø 19,05	
	89-				<b>05-0066</b>		Ø 20,64	
	89-				<b>05-0216</b>	Bdx	Ø 20,64	
	89-				<b>09-0006</b>		Ø	Alu
1.3 i.e. Fire Eng. 146A5.046 (53kW)	87-		R		<b>04-0156</b>		Ø 19,05	
	87-				<b>05-0066</b>		Ø 20,64	
	87-				<b>05-0216</b>		Ø 20,64	
	87-				<b>09-0006</b>		Ø	Alu
1.3 i.e. Fire Eng. 156B.000 (53kW)	87-		R		<b>04-0156</b>		Ø 19,05	
	87-				<b>05-0066</b>		Ø 20,64	
	87-				<b>05-0216</b>		Ø 20,64	
	87-				<b>09-0006</b>		Ø	Alu
<b>Ypsilon (101) 10/03-</b>								
1.2 16v Eng. 188A5.000 (59kW)	8/03-		R		<b>04-0872</b>	Bosch	Ø 20,64	Alu
	03-				<b>05-0483</b>	Bosch	Ø 22,20	Alu, +ABS, +VDC
	8/03-				<b>05-0471</b>	Bosch	Ø 22,20	Alu, +ABS, -VDC
	10/03-				<b>54-0060</b>		Ø 20,64	

			Spare Parts	F/R	L/R	METELLI ref.		DIMENSIONS mm.	NOTE
1.2 8v Eng. 188A4.000 (44kW)				R		04-0875	Bosch	Ø 19,05	Alu
						05-0470	Bosch	Ø 20,64	Alu
1.3 MJT Eng. 188A9.000 (51kW)				R		04-0872	Bosch	Ø 20,64	Alu
						05-0483	Bosch	Ø 22,20	Alu, +ABS, +VDC
						05-0471	Bosch	Ø 22,20	Alu, +ABS, -VDC
						54-0061		Ø 20,64	
1.3 MJT Eng. 199A2.000 (55kW)				R		04-0872	Bosch	Ø 20,64	Alu
						05-0483	Bosch	Ø 22,20	Alu, +ABS, +VDC
						05-0471	Bosch	Ø 22,20	Alu, +ABS, -VDC, A/T
						54-0061		Ø 20,64	
1.3 MJT Eng. 843.A2000 (77kW)				R		04-0872	Bosch	Ø 20,64	Alu
						54-0061		Ø 20,64	
1.3 MJT 16v Eng. 199A3.000 (66kW)				R		04-0872	Bosch	Ø 20,64	Alu
						54-0061		Ø 20,64	
1.4 Eng. 350A1.000 (57kW)				R		04-0875	Bosch	Ø 19,05	Alu
						05-0483	Bosch	Ø 22,20	Alu, +ABS, +VDC
						05-0471	Bosch	Ø 22,20	Alu, +ABS, -VDC
1.4 16v Eng. 843A1.000 (70kW)				R		04-0872	Bosch	Ø 20,64	Alu
						05-0483	Bosch	Ø 22,20	Alu, +ABS, +VDC
						05-0471	Bosch	Ø 22,20	Alu, +ABS, -VDC
						54-0060		Ø 20,64	
<b>Zeta (220) 5/95-9/02</b>									
2.0 16v Eng. RFN(EW10J4) (100kW)				R		04-0642		Ø 19,05	-ABS
						05-0411	Bosch	Ø 23,81	+ABS
						05-0325	Bosch	Ø 23,81	-ABS
2.0 16v Eng. RFV(XU10J4R) (97kW)				R		04-0642		Ø 19,05	-ABS
						05-0411	Bosch	Ø 23,81	+ABS
						05-0325	Bosch	Ø 23,81	-ABS
						05-0252		Ø 23,81	
2.0 JTD, 16v Eng. RHW/RHZ(DW10ATED/ 4) (80kW)				R		04-0642		Ø 19,05	-ABS
						05-0411	Bosch	Ø 23,81	+ABS
						05-0325	Bosch	Ø 23,81	-ABS
						54-0064		Ø 23,81	
						55-0083		Ø 19,05	
2.0 T. Eng. RGX (108kW)				R		04-0642		Ø 19,05	-ABS
						05-0411	Bosch	Ø 23,81	+ABS
						05-0325	Bosch	Ø 23,81	-ABS
						05-0252		Ø 23,81	
2.1 TD Eng. P8C (80kW)				R		04-0642		Ø 19,05	-ABS
						05-0411	Bosch	Ø 23,81	+ABS
						05-0325	Bosch	Ø 23,81	-ABS
						05-0252		Ø 23,81	+ABS

## LAND ROVER

<b>109 9/63-12/86</b>									
2.3 Eng. 11H (51kW)	71-84		F	L	04-0262	Luc	Ø 28,60		
					04-0263	Luc	Ø 28,60		
					04-0261	Luc	Ø 31,75		
					04-0260	Luc	Ø 31,75		
2.3 D Eng. 10J (46kW)	71-84		F	L	04-0262	Luc	Ø 28,60		
					04-0263	Luc	Ø 28,60		
					04-0261	Luc	Ø 31,75		
					04-0260	Luc	Ø 31,75		
2.6 Eng. 941 (63kW)	71-9/71		R	L	04-0261	Luc	Ø 31,75		
					04-0260	Luc	Ø 31,75		
2.6 D Eng. 10J (45kW)	67-71		R	L	04-0261	Luc	Ø 31,75		
					04-0260	Luc	Ø 31,75		
3.5 Eng. 10G (68kW)	80-83		R	L	04-0261	Luc	Ø 31,75		
					04-0260	Luc	Ø 31,75		
<b>110 9/83-7/90</b>									
2.25 (55kW)	83-85		R	L	04-0424	Luc	Ø 26,99		
					04-0423	Luc	Ø 26,99		
2.3 D Eng. 10J (44kW)	83-84		R	L	04-0424	Luc	Ø 26,99		
					04-0423	Luc	Ø 26,99		


		Spare Parts	F/R	L/R	METELLI ref.		DIMENSIONS mm.	NOTE
2.5 Eng. 17H (62kW)	86-90		R	L	04-0424	Luc	Ø 26,99	
	86-90		R	R	04-0423	Luc	Ø 26,99	
2.5 D Eng. 12J (49kW)	84-90		R	L	04-0424	Luc	Ø 26,99	
	84-90		R	R	04-0423	Luc	Ø 26,99	
2.5 TD Eng. 19J (63kW)	87-90		R	L	04-0424	Luc	Ø 26,99	
	87-90		R	R	04-0423	Luc	Ø 26,99	
3.5 V8 Eng. 24G (100kW)	83-90		R	L	04-0424	Luc	Ø 26,99	
	83-90		R	R	04-0423	Luc	Ø 26,99	
<b>88 9/63-12/86</b>								
2.3 Eng. 11H (51kW)	1/71-82		F	L	04-0261	Luc	Ø 31,75	
	83-84		F	L	04-0262	Luc	Ø 28,60	
	1/71-82		F	R	04-0260	Luc	Ø 31,75	
	83-84		F	R	04-0263	Luc	Ø 28,60	
	1/71-84		R	L	04-0259	Luc	Ø 25,40	
	1/71-84		R	R	04-0258	Luc	Ø 25,40	
2.3 D Eng. 10J (46kW)	1/71-82		F	L	04-0261	Luc	Ø 31,75	
	83-84		F	L	04-0262	Luc	Ø 28,60	
	1/71-82		F	R	04-0260	Luc	Ø 31,75	
	83-84		F	R	04-0263	Luc	Ø 28,60	
	1/71-84		R	L	04-0259	Luc	Ø 25,40	
	1/71-84		R	R	04-0258	Luc	Ø 25,40	
<b>90 9/83-7/90</b>								
2.5 Eng. 17H (62kW)	84-90		R	L	04-0422	Luc	Ø 22,20	
	84-90		R	R	04-0421	Luc	Ø 22,20	
2.5 D Eng. 12J (49kW)	86-90		R	L	04-0422	Luc	Ø 22,20	
	86-90		R	R	04-0421	Luc	Ø 22,20	
2.5 TD Eng. 19J (63kW)	86-90		R	L	04-0422	Luc	Ø 22,20	
	86-90		R	R	04-0421	Luc	Ø 22,20	
<b>Defender I (LD) 110 9/90-</b>								
2.5 Eng. 17H (60kW)	90-92		R	L	04-0424	Luc	Ø 26,99	
	90-92		R	R	04-0423	Luc	Ø 26,99	
2.5 D Eng. 12J (49kW)	90-93		R	L	04-0424	Luc	Ø 26,99	
	90-93		R	R	04-0423	Luc	Ø 26,99	
2.5 TDi, SW Eng. 11L/ 16L (83kW)	94-		R	L	04-0424	Luc	Ø 26,99	
	94-		R	R	04-0423	Luc	Ø 26,99	
3.5 Eng. 24G (98kW)	1/90-12/90		R	L	04-0422	Luc	Ø 22,20	
	1/90-12/90		R	R	04-0421	Luc	Ø 22,20	
<b>Defender I (LD) 130 9/90-</b>								
2.5 TDi, SW Eng. 11L/ 16L (83kW)	90-94		R	L	04-0424	Luc	Ø 26,99	
	90-94		R	R	04-0423	Luc	Ø 26,99	
<b>Defender I (LD) 90 9/90-4/07</b>								
2.5 Eng. 17H (60kW)	1/90-12/90		R	L	04-0421	Luc	Ø 22,20	
	1/90-12/90		R	L	04-0422	Luc	Ø 22,20	
2.5 D Eng. 12J (49kW)	1/90-12/90		R	L	04-0421	Luc	Ø 22,20	
	1/90-12/90		R	L	04-0422	Luc	Ø 22,20	
3.5 Eng. 24G (98kW)	1/90-12/90		R	L	04-0421	Luc	Ø 22,20	
	1/90-12/90		R	L	04-0422	Luc	Ø 22,20	
<b>Freelander I (LN) 2/98-2/06</b>								
1.8 16v Eng. 18K16HOL/ HOU (86kW)	00-		R		04-0871		Ø 19,05	Alu
1.8 16v, SoftTop Eng. 18K16 (88kW)	98-		R		04-0115		Ø 20,64	
2.0 Di, Soft Top Eng. 20TCIE (72kW)	98-		R		04-0115		Ø 20,64	
2.0 TD4 Eng. TD4/ M47R (80-82kW)	00-		R		04-0871		Ø 19,05	Alu
2.5 V6 Eng. 25K4F (130kW)	00-		R		04-0871		Ø 19,05	Alu
<b>LDV (Leyland-Daf-Van)</b>								
<b>Convoy (13 - 75 Q)</b>								
2.5 D Eng. EN55 (56kW)	96-		R		04-0248		Ø 15,87	
2.5 TD Eng. ET70 (74kW)	96-		R		04-0248		Ø 15,87	
3.5 V8	96-		R		04-0248		Ø 15,87	
<b>Convoy (15 - 16 Q)</b>								
2.5 D Eng. EN55 (56kW)	96-		R		04-0247		Ø 17,46	
2.5 TD Eng. ET70 (74kW)	96-		R		04-0247		Ø 17,46	
3.5 V8	96-		R		04-0247		Ø 17,46	
<b>Europa I 10/66-4/76</b>								
1.5 (57kW)	66-70		R		04-0233		Ø 17,78	Alu, Special
	66-70		R		04-0038		Ø 19,05	Alu, S1, S2

			Spare Parts	F/R	L/R	METELLI ref.		DIMENSIONS mm.	NOTE
1.6 (78kW)	71-73		R			<b>04-0233</b>		Ø 17,78	Alu, Super Seven
	71-75		R			<b>04-0038</b>		Ø 19,05	Alu, S2 Twin Cam
<b>Europa II 8/76-1/83</b>									
1.5 (57kW)	8/76-83		R			<b>04-0247</b>		Ø 17,46	serie A, AC406, AO407

















## MARCOS
























<b>1800 1/64-12/70</b>									
1.8 GT	64-66		R			<b>04-0037</b>		Ø 17,78	Alu

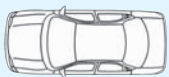






















































## MATRA

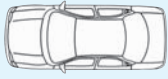



































<b>Ranch</b>									
All models	77-79		R			<b>04-0151</b>	Bdx	Ø 20,64	
	77-79		R			<b>04-0160</b>	Luc	Ø 20,64	
	80-84		R			<b>04-0285</b>	Bdx	Ø 22,00	
	80-84		R			<b>04-0170</b>	Luc	Ø 22,00	

## MAZDA

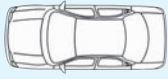







<b>1000 1/75-1/77</b>									
1.0 Eng. PC (33kW)	75-77		R			<b>04-0213</b>		Ø 19,05	Front Drum Brake
<b>121 I (DA) 10/87-10/90</b>									
1.1 Eng. B1/ B116 (42kW)	87-90		R			<b>04-0514</b>		Ø 15,87	
1.3 Eng. B3 (40-44kW)	87-90		R			<b>04-0514</b>		Ø 15,87	
<b>121 II (DB) 11/90-3/96</b>									
1.3 Eng. B3 (39kW)	91-95		R			<b>04-0514</b>		Ø 15,87	
1.3 16v Eng. B3(16v) (40-53-54kW)	91-95		R			<b>04-0514</b>		Ø 15,87	
<b>121 III (JASM, JBSM) 3/96-</b>									
1.25 Eng. DHF/ DHG (55kW)	96-		R			<b>04-0806</b>		Ø 17,78	M/T
	96-		R			<b>04-0831</b>		Ø 19,05	A/T
	-8/98					<b>55-0091</b>		Ø 19,05	
1.3 Eng. J4C (37-44kW)	96-		R			<b>04-0806</b>		Ø 17,78	M/T
	96-		R			<b>04-0831</b>		Ø 19,05	A/T
	-8/98					<b>55-0091</b>		Ø 19,05	
1.8 D Eng. RTK/ RTJ (44kW)	96-		R			<b>04-0806</b>		Ø 17,78	M/T
	96-		R			<b>04-0831</b>		Ø 19,05	A/T
	-8/98					<b>55-0091</b>		Ø 19,05	
<b>1300 1/75-1/77</b>									
1.3 Eng. TC (44kW)	75-77		R			<b>04-0091</b>		Ø 17,46	Front Drum Brake
<b>2 I (DY) 4/03-7/07</b>									
1.25 Eng. FUJA (55kW)	4/03-		R			<b>04-0829</b>	Ap	Ø 19,05	Alu
	4/03-					<b>05-0448</b>	Ate	Ø 23,81	Alu, +ABS
	4/03-					<b>55-0097</b>		Ø 19,05	
1.4 Eng. FXJA (59kW)	03-		R			<b>04-0829</b>	Ap	Ø 19,05	Alu
	4/03-					<b>05-0448</b>	Ate	Ø 23,81	Alu, +ABS
	4/03-					<b>55-0097</b>		Ø 19,05	
1.4 TD Eng. F6JA/ F6JB (50kW)	4/03-		R			<b>04-0829</b>	Ap	Ø 19,05	Alu
	4/03-					<b>05-0448</b>	Ate	Ø 23,81	Alu, +ABS
	4/03-					<b>55-0097</b>		Ø 19,05	
1.6 Eng. FYJA (74kW)	03-		R			<b>04-0829</b>	Ap	Ø 19,05	Alu
	4/03-					<b>05-0448</b>	Ate	Ø 23,81	Alu, +ABS
	4/03-					<b>55-0097</b>		Ø 19,05	
<b>3 I (BK) 10/03-4/09</b>									
1.3 Eng. ZJ (62kW)	03-					<b>05-0543</b>	Ate	Ø 25,40	Alu
	10/03-					<b>54-0058</b>		Ø 20,64	
	10/03-					<b>55-0089</b>		Ø 19,05	
1.4 Eng. FXJA (59kW)	04-					<b>05-0543</b>	Ate	Ø 25,40	Alu
	2/04-					<b>54-0058</b>		Ø 20,64	
	2/04-					<b>55-0089</b>		Ø 19,05	
1.6 Eng. Z6 (77kW)	03-					<b>05-0543</b>	Ate	Ø 25,40	Alu
	10/03-					<b>54-0058</b>		Ø 20,64	

		Spare Parts	F/R	L/R	METELLI ref.		DIMENSIONS mm.	NOTE
1.6 Eng. Z6 (77kW)	10/03-				55-0089		Ø 19,05	
1.6 Di T. Eng. Y601 (80kW)	04-				05-0543	Ate	Ø 25,40	Alu
	6/04-				55-0089		Ø 19,05	
2.0 Eng. LF (110kW)	03-				05-0543	Ate	Ø 25,40	Alu
	10/03-				54-0057		Ø 20,64	
	10/03-				55-0089		Ø 19,05	
2.0 TD Eng. RF7J (105kW)	07-				05-0543	Ate	Ø 25,40	Alu
	07-				55-0089		Ø 19,05	
2.3 16v MPS Eng. L3 (191kW)	12/06-				55-0059		Ø 19,05	Pla
<b>323 I (FA), SW 1/77-5/86</b>								
1.0 (Exc. SW) Eng. PC (33kW)	77-8/80		R		04-0091		Ø 17,46	Front Drum Brake, Exc. Europe
	77-80		R		04-0492		Ø 19,05	Sweden
	77-80		R L		04-0491		Ø 19,05	Alu, Exc. Sweden
	77-80		R R		04-0113		Ø 19,05	Alu, Exc. Sweden
1.3 Eng. TC (44kW)	77-86		R		04-0090		Ø 15,87	Alu, Front Disc Brake, Exc. Europe
	77-86		R		04-0492		Ø 19,05	Sweden
	77-86		R L		04-0491		Ø 19,05	Alu, Exc. Sweden
	77-86		R R		04-0113		Ø 19,05	Alu, Exc. Sweden
1.4 Eng. UC (51kW)	78-82		R		04-0090		Ø 15,87	Alu, Front Disc Brake, Exc. Europe
	78-82		R		04-0492		Ø 19,05	Sweden
	78-82		R L		04-0491		Ø 19,05	Alu, Exc. Sweden
	78-82		R R		04-0113		Ø 19,05	Alu, Exc. Sweden
<b>323 II (BD) 9/80-10/89</b>								
1.1 Eng. E1 (40kW)	81-85		R		04-0766		Ø 15,87	South Africa
	81-85		R		04-0197		Ø 17,46	
	81-85		R		04-0768		Ø 19,05	South Africa
	81-85		R L		04-0451		Ø 17,46	Europe
	81-85		R R		04-0450		Ø 17,46	Europe
	81-85				05-0144		Ø 20,64	LHD
1.3 Eng. E3 (44-50kW)	80-89		R		04-0766		Ø 15,87	South Africa
	80-89		R		04-0197		Ø 17,46	
	80-89		R		04-0768		Ø 19,05	South Africa
	80-89		R L		04-0451		Ø 17,46	Europe
	80-89		R L		04-0522		Ø 19,05	
	80-89		R R		04-0450		Ø 17,46	Europe
	80-89		R R		04-0521		Ø 19,05	
	80-89				05-0144		Ø 20,64	LHD
1.5 Eng. E5OHC (55-59kW)	81-85		R		04-0766		Ø 15,87	South Africa
	81-85		R		04-0197		Ø 17,46	
	81-85		R		04-0768		Ø 19,05	South Africa
	81-85		R L		04-0451		Ø 17,46	Europe
	84-85		R L		04-0522		Ø 19,05	
	81-85		R R		04-0450		Ø 17,46	Europe
	84-85		R R		04-0521		Ø 19,05	
	81-85				05-0144		Ø 20,64	LHD
<b>323 III (BF) 8/85-10/95</b>								
1.1 Eng. E1 (40kW)	85-87		R		04-0325		Ø 17,46	
	87-89		R		04-0388		Ø 17,46	
1.3, SW Eng. E3 (40-44kW)	85-87		R		04-0325		Ø 17,46	
	87-89		R		04-0388		Ø 17,46	
1.4 Eng. B3 (40-44-49kW)	85-89		R		04-0388		Ø 17,46	
1.5 i Eng. E5E3 (70kW)	85-89		R		04-0388		Ø 17,46	
1.5, SW Eng. B5E (54-55-65kW)	-87		R		04-0325		Ø 17,46	
	87-89		R		04-0388		Ø 17,46	
1.5, SW Eng. E5 (55-59-63-65kW)	85-87		R		04-0325		Ø 17,46	
	87-89		R		04-0388		Ø 17,46	
1.6 GT Eng. B6D/ E/ F (63-77kW)	85-87		R		04-0325		Ø 17,46	
	87-89		R		04-0388		Ø 17,46	
1.6 H-Back Eng. B68 (54kW)	87-89		R		04-0388		Ø 17,46	
1.6, 4WD SW Eng. B6D/ E/ F (63kW)	86-95		R		04-0388		Ø 17,46	
1.7 D Eng. PN27 (40kW)	86-87		R		04-0325		Ø 17,46	
	87-89		R		04-0388		Ø 17,46	
1.7 D Eng. PN46 (42kW)	87-89		R		04-0388		Ø 17,46	













		Spare Parts	F/R	L/R	METELLI ref.		DIMENSIONS mm.	NOTE
1.7 D SW Eng. PN26 (40kW)	86-93		R		04-0388		Ø 17,46	
<b>323 IV (BG) 6/89-10/94</b>								
1.3 Eng. B3E/ B383 (49kW)	89-94		R		04-0464		Ø 17,46	
1.3 16v Eng. B3(16v) (53-54kW)	89-94		R		04-0464		Ø 17,46	
1.6 Eng. B6E (62kW)	89-91		R		04-0464		Ø 17,46	-ABS
1.6 16v Eng. B6/ D/ E/ F (65kW)	89-94		R		04-0464		Ø 17,46	-ABS
1.7 D Eng. PN46/ PN54/ PN62 (42kW)	89-94		R		04-0464		Ø 17,46	-ABS
<b>323 V (BA) 8/94-9/98</b>								
1.3 16v Eng. B3(16v) (54kW)	8/94-9/98		R		04-0930		Ø 17,46	-ABS
	8/94-9/98		R		04-0794		Ø 19,05	+ABS
	8/94-9/98				05-0331		Ø 23,81	Alu
1.5 16v Eng. Z5-DE (65kW)	8/94-9/98		R		04-0794		Ø 19,05	+ABS
	94-98		R		04-0930		Ø 17,46	-ABS
	8/94-9/98				05-0331		Ø 23,81	Alu
1.7 TD Eng. 4EE1-T (60kW)	2/95-9/98		R		04-0794		Ø 19,05	
1.8 16v Eng. BP-ZE (84-103kW)	8/94-9/98				05-0331		Ø 23,81	Alu
2.0 D Eng. RF (52kW)	96-98		R		04-0794		Ø 19,05	
<b>323 VI (BJ) 9/98-</b>								
1.3 16v Eng. B3ME (54kW)	98-		R		04-0930		Ø 17,46	
	9/98-				05-0331		Ø 23,81	Alu
1.5 16v Eng. ZL-DE (65kW)	98-		R		04-0930		Ø 17,46	
1.8 16v Eng. FP (74-84kW)	9/98-				05-0331		Ø 23,81	Alu
2.0 D Eng. RF (52kW)	98-		R		04-0930		Ø 17,46	
2.0 TD Eng. RF-T (66kW)	98-		R		04-0930		Ø 17,46	
<b>5 (CR19) 3/05-</b>								
1.8 16v Eng. L8 (85kW)	3/05-				54-0057		Ø 20,64	
	3/05-				55-0089		Ø 19,05	
2.0 16v Eng. LFF7 (107kW)	3/05-				54-0057		Ø 20,64	
	3/05-				55-0089		Ø 19,05	
2.0 CD Eng. RF7J (105kW)	6/05-				55-0089		Ø 19,05	
2.0 TDi Eng. RF-T Hi Power (81kW)	3/05-				55-0089		Ø 19,05	
<b>6 I (GG,GY), SW 6/02-7/07</b>								
1.8 Eng. L813 (88kW)	05-07				05-0734		Ø 20,64	Alu, +DSC, M/T
2.0 Eng. LF17/ LF18 (104kW)	05-07				05-0734		Ø 20,64	Alu, +DSC, M/T
2.0 (Exc. SW) Eng. LF-DE (108kW)	05-07				05-0734		Ø 20,64	Alu, +DSC, M/T
2.0 Di Eng. RF5C (100kW)	05-07				05-0734		Ø 20,64	Alu, +DSC, M/T
2.0 Di Eng. RF5C (89kW)	05-07				05-0734		Ø 20,64	Alu, +DSC, M/T
2.0 Di (Exc. SW) Eng. RF7J (105kW)	05-07				05-0734		Ø 20,64	Alu, +DSC, M/T
2.3 Eng. L3C1 (122kW)	05-07				05-0734		Ø 20,64	Alu, +DSC, M/T
2.3 AWD SW Eng. L3 (119kW)	05-07				05-0734		Ø 20,64	Alu, +DSC, M/T
2.3 MPS Eng. L3 (191kW)	05-07				05-0734		Ø 20,64	Alu, +DSC, M/T
<b>616 6/73-2/78</b>								
1.6 Eng. NA (55kW)	73-75		R		04-0091		Ø 17,46	
	75-78		R		04-0213		Ø 19,05	
<b>626 I (CB) 5/79-5/82</b>								
1.6 Eng. NA (55kW)	79-82		R		04-0211		Ø 20,64	
	79-82		R		04-0212		Ø 20,64	
	79-82		R		04-0214		Ø 20,64	
	79-82		R		04-0215		Ø 20,64	
2.0 (60kW)	79-82		R		04-0214		Ø 20,64	
	79-82		R		04-0215		Ø 20,64	
2.0 Eng. HE3/ MA (66kW)	79-82		R		04-0211		Ø 20,64	
	79-82		R		04-0212		Ø 20,64	
<b>626 II (GC) 11/82-9/87</b>								
1.6 Eng. F6 (55-59kW)	1/83-87		R		04-0266		Ø 19,05	
2.0 D Eng. RF46 (44-46-55-60kW)	1/83-87		R		04-0266		Ø 19,05	
2.0 GT Eng. FE (88kW)	1/83-87		R		04-0266		Ø 19,05	
2.0, 12v Eng. FE (60-63-66-68-70-74-79-81-85kW)	1/83-87		R		04-0266		Ø 19,05	
<b>626 III (GD,GV), SW 6/87-9/97</b>								
1.6, Coupe Eng. F6 (60kW)	87-92		R		04-0464		Ø 17,46	
1.8, Coupe Eng. F8 (65-69kW)	87-92		R		04-0464		Ø 17,46	

		Spare Parts	F/R	L/R	METELLI ref.		DIMENSIONS mm.	NOTE
2.0 12v, Coupe Eng. FE(12v) (60-63-66-68-70-74-79-81-85-88kW)	87-92		R		04-0464		Ø 17,46	
2.0 16v, Coupe Eng. FEKat.(16v) (103kW)	87-92		R		04-0464		Ø 17,46	
2.0 D Eng. RF-N (44-46-55-60kW)	87-91		R		04-0464		Ø 17,46	
2.0 D Complex SW Eng. RF-CX (55kW)	93-96		R		04-0464		Ø 17,46	
2.0 D SW Eng. RF-N (60kW)	94-97		R		04-0464		Ø 17,46	
2.0, Coupe Eng. FEKat. (66kW)	87-92		R		04-0464		Ø 17,46	
2.2 12v, Coupe, 4WD Eng. F2 (65-85-94-100kW)	87-96		R		04-0464		Ø 17,46	
<b>626 IV (GE), Cronos 1/92-4/97</b>								
1.8 i Eng. FP (66kW)	8/94-97		R		04-0464		Ø 17,46	Ch -960701
	94-97		R		04-0930		Ø 17,46	Ch 960702-
2.0 D GLX Complex Eng. RFOHC (55kW)	92-97		R		04-0464		Ø 17,46	Ch -960701
	94-97		R		04-0930		Ø 17,46	Ch 960702-
<b>626 V (GF,GW), SW 5/97-</b>								
1.8 Eng. FP9A (74-84kW)	99-		R		04-0989		Ø 20,64	Ch -011126
1.8 Eng. FPY3 (66kW)	97-99		R		04-0989		Ø 20,64	
2.0 TD Eng. RF4F (74kW)	98-		R		04-0989		Ø 20,64	Ch -011126
2.0 TD (Exc. SW) Eng. RF3F (66kW)	98-99		R		04-0989		Ø 20,64	
<b>808 1/74-10/78</b>								
1.3 Eng. TC (44kW)	1/77-12/77		R		04-0213		Ø 19,05	
	75-12/76		R		04-0091		Ø 17,46	
	75-78		R		04-0492		Ø 19,05	
<b>818 SW 1/74-10/78</b>								
1.3 Eng. TC (44kW)	74-		R		04-0091		Ø 17,46	
1.6 Eng. NA (55kW)	77-78		R		04-0492		Ø 19,05	
<b>929 I (LA) 5/79-7/86</b>								
2.0 Eng. MA (66kW)	79-86		R		04-0492		Ø 19,05	
	-79		R L		04-0451		Ø 17,46	
	-79		R R		04-0450		Ø 17,46	
<b>Demio (DW) 8/98-</b>								
1.3 16v Eng. B3 (46kW)	98-		R		04-0830		Ø 17,46	
1.3 16v Eng. B3(16v) (40-53-54kW)	98-		R		04-0830		Ø 17,46	
1.5 16v Eng. B5E (54-55-65kW)	00-		R		04-0830		Ø 17,46	
<b>GLC 1/77-1/86</b>								
All models	81-83		R		04-0197		Ø 17,46	
	77-80		R L		04-0491		Ø 19,05	Alu
	82-86		R L		04-0522		Ø 19,05	Wagon
	77-80		R R		04-0113		Ø 19,05	Alu
	82-86		R R		04-0521		Ø 19,05	Wagon
	84-85				05-0144		Ø 20,64	
<b>Mizer 1/77-1/86</b>								
All models	77-		R		04-0492		Ø 19,05	
<b>Montrose 1/79-1/81</b>								
All models	79-81		R L		04-0214		Ø 20,64	
	79-81		R R		04-0215		Ø 20,64	
<b>MPV I (LV) 3/95-9/99</b>								
2.5 TD Eng. LE (85kW)			R L		04-0499		Ø 17,46	
			R R		04-0498		Ø 17,46	
3.0 i V6 Eng. JE94 (109-113kW)			R L		04-0499		Ø 17,46	
			R R		04-0498		Ø 17,46	
<b>MX-3 (EC) 7/91-</b>								
1.6 i Eng. B69 (65kW)	7/91-		R		04-0464		Ø 17,46	-ABS
1.6 i Eng. B6D (79kW)	94-		R		04-0464		Ø 17,46	-ABS
<b>MX-6 (GE6) 2/92-12/97</b>								
2.0 Eng. FS (85kW)	92-		R		04-0464		Ø 17,46	
2.5 i 24v Eng. KL (120-121kW)	92-		R		04-0464		Ø 17,46	
<b>Navajo 1/91-1/94</b>								
All models	91-94		R		04-0838		Ø 22,20	
<b>Premacy (CP) 7/99-</b>								
1.8 16v Eng. FP (74-84kW)	99-01		R		04-0989		Ø 20,64	
2.0 TD Eng. RF3F (66kW)	99-00		R		04-0989		Ø 20,64	
<b>Protege 1/90-1/92</b>								
1.6 Eng. SOHC	90-92		R		04-0464		Ø 17,46	A/T








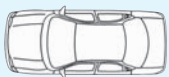































































		Spare Parts	F/R	L/R	METELLI ref.		DIMENSIONS mm.	NOTE
1.8 Eng. DOHC	90-92		R		04-0464		Ø 17,46	A/T
<b>RX 2 1/70-1/76</b>								
All models	70-76		R		04-0091		Ø 17,46	Capella
<b>RX 3 1/74-1/76</b>								
All models	74-74-75		R		04-0091		Ø 17,46	Savanna, Coupè, Saloon
			R		04-0492		Ø 19,05	
<b>RX 4 1/73-1/78</b>								
All models	73-76		R	L	04-0451		Ø 17,46	
	77-78		R	L	04-0214		Ø 20,64	
	73-76		R	R	04-0450		Ø 17,46	
	77-78		R	R	04-0215		Ø 20,64	
<b>RX 7 I (SA) 5/79-3/86</b>								
1.1 Wankel Eng. 12AN2 (77-83-85kW)	79-80		R		04-0492		Ø 19,05	
	79-82		R	L	04-0491		Ø 19,05	Alu
	82-85		R	L	04-0470		Ø 19,05	Rear Drum Brake
	79-82		R	R	04-0113		Ø 19,05	Alu
	82-85		R	R	04-0469		Ø 19,05	Rear Drum Brake

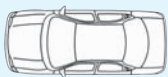


































## MAZDA LCV

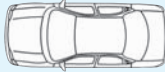




































<b>B-Serie I (PE) 2/77-1/82</b>								
1.8 Eng. VC (60-62kW)	77-78		R	L	04-0468		Ø 19,05	
	77-78		R	R	04-0467		Ø 19,05	
<b>B-Serie I Rotary 1/71-2/77</b>								
1.6 Eng. NA (55kW)	71-76		R	L	04-0451		Ø 17,46	
	71-76		R	R	04-0450		Ø 17,46	
<b>B-Serie III (UF) 1/85-6/99</b>								
1.6 Eng. F6 (55-59kW)	85-88		R	L	04-0877	Luc	Ø 17,46	South Africa
	85-88		R	L	04-0499		Ø 17,46	
			R	R	04-0878	Luc	Ø 17,46	South Africa
			R	R	04-0498		Ø 17,46	
2.0 Eng. FE (62-65kW)	85-87		R	L	04-0877	Luc	Ø 17,46	South Africa
	85-88		R	L	04-0468		Ø 19,05	
			R	L	04-0499		Ø 17,46	
			R	R	04-0878	Luc	Ø 17,46	South Africa
			R	R	04-0467		Ø 19,05	
			R	R	04-0498		Ø 17,46	
2.2 12v Eng. F2L8 (68-85-94-100kW)	1/94-12/96		R		04-0727		Ø 20,64	9Inch Brake
	12/96-		R		04-0726		Ø 19,05	9Inch Brake
2.2 D Eng. R290/ R2 (46-47-52-60kW)			R	L	04-0468		Ø 19,05	
			R	R	04-0467		Ø 19,05	
2.5	1/94-12/96		R		04-0727		Ø 20,64	9Inch Brake
	1/98-12/98		R		04-0726		Ø 19,05	9Inch Brake
2.6 4WD Eng. AM (73kW)	-87		R	L	04-0468		Ø 19,05	
	90-		R	L	04-0499		Ø 17,46	4WD
	-87		R	R	04-0467		Ø 19,05	
	90-		R	R	04-0498		Ø 17,46	4WD
3.0	1/94-12/96		R		04-0727		Ø 20,64	9Inch Brake
	1/97-12/98		R		04-0726		Ø 19,05	9Inch Brake
4.0	1/94-12/96		R		04-0727		Ø 20,64	9Inch Brake
	1/97-12/98		R		04-0726		Ø 19,05	9Inch Brake
<b>E-Serie II 5/84-</b>								
2.0 Eng. FE18/ FE58 (63kW)	84-88		R	L	04-0468		Ø 19,05	
	85-89		R	R	04-0467		Ø 19,05	
2.2 D Eng. R203/ R207 (46kW)	84-88		R	L	04-0468		Ø 19,05	
	84-88		R	R	04-0467		Ø 19,05	

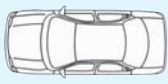











































## MERCEDES BENZ

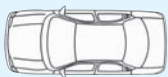
















































<b>114 (W114) 1/68-11/76</b>								
230.6 (114.015) Eng. M180.954 (88kW)	68-76				54-0018		Ø 23,81	
250 (114.010) Eng. M114.920 (85-96kW)	68-72				54-0018		Ø 23,81	
250 C (114.011) Eng. M114.920 (96kW)	69-72				54-0018		Ø 23,81	
280 (114.060) Eng. M110.921 (118kW)	72-76				54-0018		Ø 23,81	
280 E (114.062) Eng. M110.981 (136kW)	72-76				54-0018		Ø 23,81	

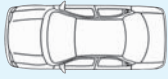















































		Spare Parts	F/R	L/R	METELLI ref.		DIMENSIONS mm.	NOTE
<b>114 Coupe (W114) 4/69-2/77</b>								
250 C (114.021) Eng. M114.920 (96kW)	69-72				54-0018		Ø 23,81	
250 CE (114.022) Eng. M114.980 (110kW)	69-72				54-0018		Ø 23,81	
250, C 2.8 (114.023) Eng. M130.923 (96kW)	72-76				54-0018		Ø 23,81	
280 C (114.073) Eng. M110.921 (118kW)	72-77				54-0018		Ø 23,81	
280 CE (114.072) Eng. M110.981 (136kW)	72-77				54-0018		Ø 23,81	
<b>115 (W115) 1/68-1/77</b>								
200 (115.015) Eng. M115.923/ 926 (63-70kW)	68-77				54-0018		Ø 23,81	
200 D (115.115/.112) Eng. OM615.913 (40kW)	68-77				54-0018		Ø 23,81	
220 (115.010) Eng. M115.920 (77kW)	68-73				54-0018		Ø 23,81	
220 (115.010) Eng. M115.924 (66kW)	68-73				54-0018		Ø 23,81	
220 D (115.110) Eng. OM615.912 (44kW)	68-77				54-0018		Ø 23,81	
230.4 (115.017) Eng. M115.951 (81kW)	73-76				54-0018		Ø 23,81	
240 D (115.117/.119) Eng. OM616.916 (48kW)	73-77				54-0018		Ø 23,81	
240 D 3.0 (115.114) Eng. OM617.910 (59kW)	74-76				54-0018		Ø 23,81	
<b>190 II (W201) 10/82-8/93</b>								
1.8 E (201.018) Eng. M102.910 (77-80kW)	90-93				05-0175		Ø 22,20/17,46	Alu
	90-93				54-0016		Ø 23,81	
	90-93				55-0023		Ø 19,05	Alu
2.0 Eng. M102.921 (66kW)	82-84				05-0175		Ø 22,20/17,46	Alu
	82-84				54-0016		Ø 23,81	
	82-84				55-0023		Ø 19,05	Alu
2.0 Eng. M102.924 (75-77kW)	84-90				05-0175		Ø 22,20/17,46	Alu
	84-90				54-0016		Ø 23,81	
	84-90				55-0023		Ø 19,05	Alu
2.0 D (201.122) Eng. OM601.911 (53-55kW)	83-93				05-0175		Ø 22,20/17,46	Alu
	83-93				54-0016		Ø 23,81	
	83-93				55-0023		Ø 19,05	Alu
2.3 E (201.028) Eng. M102.985 (97-100kW)	86-93				05-0175		Ø 22,20/17,46	Alu
					54-0016		Ø 23,81	Ch -F655709
	86-93				54-0017		Ø 23,81	Ch F655710-, Incl. TD
					55-0023		Ø 19,05	Alu
2.3-16 E (201.034) Eng. M102.983 (125-130-136kW)	84-88				05-0177		Ø 23,81	Alu, RHD
	84-88				54-0016		Ø 23,81	
	84-88				55-0023		Ø 19,05	Alu
2.5 D (201.126) Eng. OM602.911 (66-69kW)	85-93				05-0175		Ø 22,20/17,46	Alu
					54-0016		Ø 23,81	Ch -F655709
	85-93				54-0017		Ø 23,81	Ch F655710-, Incl. TD
					55-0023		Ø 19,05	Alu
2.5 E Evolution II Eng. M102.992 (173kW)	90-93				05-0177		Ø 23,81	Alu, RHD
	90-93				05-0176		Ø 25,40/19,05	Alu
	90-93				54-0016		Ø 23,81	
	90-93				55-0023		Ø 19,05	Alu
2.5 TD (201.128) Eng. OM602.961 (90-93kW)	88-93				05-0175		Ø 22,20/17,46	Alu
					54-0016		Ø 23,81	Ch -F655709
	88-93				54-0017		Ø 23,81	Ch F655710-, Incl. TD
					55-0023		Ø 19,05	Alu
2.5-16 E Eng. M102.990 (150kW)	88-93				05-0177		Ø 23,81	Alu, RHD
	90-92				05-0176		Ø 25,40/19,05	Alu
	88-93				54-0016		Ø 23,81	
	88-93				55-0023		Ø 19,05	Alu
2.5-16 E Eng. M102.991 (143kW)	89-93				05-0177		Ø 23,81	Alu, RHD
	90-92				05-0176		Ø 25,40/19,05	Alu
	89-93				54-0016		Ø 23,81	
	89-93				55-0023		Ø 19,05	Alu
2.6 E (201.029) Eng. M103.942 (118-122kW)	86-93				05-0177		Ø 23,81	Alu, RHD
					54-0016		Ø 23,81	Ch -F640356
	86-93				54-0017		Ø 23,81	Ch F640357-, Incl. TD
					55-0023		Ø 19,05	Alu
200 E Eng. M102.962 (85-87kW)	85-93				05-0175		Ø 22,20/17,46	Alu
	85-93				54-0016		Ø 23,81	
	85-93				55-0023		Ø 19,05	Alu
200 E Eng. M102.962 (93kW)	82-93				05-0175		Ø 22,20/17,46	Alu
	82-93				54-0016		Ø 23,81	

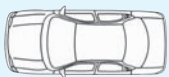
















































		Spare Parts	F/R	L/R	METELLI ref.		DIMENSIONS mm.	NOTE
200 E Eng. M102.962 (93kW)	82-93				<b>55-0023</b>		Ø 19,05	Alu
200 E (201.024) Eng. M102.961 (83kW)	82-93				<b>05-0175</b>		Ø 22,20/17,46	Alu
	82-93				<b>54-0016</b>		Ø 23,81	
	82-93				<b>55-0023</b>		Ø 19,05	Alu
<b>Classe A (W168) 7/97-8/04</b>								
A 140 (168.031/.131) Eng. M166.940 (60kW)	97-		R		<b>04-0746</b>		Ø 17,78	Ch J168710-, Alu, 1 holes of fixing, +ESP
			R		<b>04-0745</b>		Ø 19,05	Ch -J168709, Alu
			R		<b>04-0960</b>		Ø 17,46	Ch J168710-, Alu, 2 holes of fixing
	97- 8/98- 97-7/98				<b>05-0294</b>	Luc	Ø 22,20	Ch J016125-, Alu
					<b>05-0293</b>	Luc	Ø 22,20	Ch -J016124, Alu
					<b>55-0061</b>	Fte	Ø 15,87	Ch J080610-, Pla
				<b>55-0060</b>	Fte	Ø 15,87	Ch -J080609	
A 160 (168.033/.133) Eng. M166.960 (75kW)	97-		R		<b>04-0746</b>		Ø 17,78	Ch J168710-, Alu, 1 holes of fixing, +ESP
			R		<b>04-0745</b>		Ø 19,05	Ch -J168709, Alu
			R		<b>04-0960</b>		Ø 17,46	Ch J168710-, Alu, 2 holes of fixing
	97- 8/98- 97-7/98				<b>05-0294</b>	Luc	Ø 22,20	Ch J016125-, Alu
					<b>05-0293</b>	Luc	Ø 22,20	Ch -J016124, Alu
					<b>55-0061</b>	Fte	Ø 15,87	Ch J080610-, Pla
				<b>55-0060</b>	Fte	Ø 15,87	Ch -J080609	
A 160 CDi (168.006) Eng. OM668.940 (55kW)	01-		R		<b>04-0746</b>		Ø 17,78	Ch J168710-, Alu, 1 holes of fixing, +ABS, +ESP
			R		<b>04-0745</b>		Ø 19,05	Ch -J168709, Alu
			R		<b>04-0960</b>		Ø 17,46	Ch J168710-, Alu, 2 holes of fixing
	01-				<b>05-0293</b>	Luc	Ø 22,20	Ch -J016124, Alu
					<b>05-0294</b>	Luc	Ø 22,20	Ch J016125-, Alu
					<b>55-0061</b>	Fte	Ø 15,87	Ch J080610-, Pla
A 160 CDi (168.007) Eng. OM668.941 (44kW)	98-		R		<b>04-0746</b>		Ø 17,78	Ch J168710-, Alu, 1 holes of fixing, +ABS, +ESP
			R		<b>04-0745</b>		Ø 19,05	Ch -J168709, Alu
			R		<b>04-0960</b>		Ø 17,46	Ch J168710-, Alu, 2 holes of fixing
	98- 8/98-				<b>05-0294</b>	Luc	Ø 22,20	Ch J016125-, Alu
					<b>05-0293</b>	Luc	Ø 22,20	Ch -J016124, Alu
					<b>55-0061</b>	Fte	Ø 15,87	Ch J080610-, Pla
A 170 CDi (168.008) Eng. OM668.940 (66kW)	98-		R		<b>04-0746</b>		Ø 17,78	Ch J168710-, Alu, 1 holes of fixing, +ESP
			R		<b>04-0745</b>		Ø 19,05	Ch -J168709, Alu
			R		<b>04-0960</b>		Ø 17,46	Ch J168710-, Alu, 2 holes of fixing
	98- 7/98- 8/98-				<b>05-0294</b>	Luc	Ø 22,20	Ch J016125-, Alu
					<b>05-0293</b>	Luc	Ø 22,20	Ch -J016124, Alu
					<b>55-0061</b>	Fte	Ø 15,87	Ch -J080609
				<b>55-0061</b>	Fte	Ø 15,87	Ch J080610-, Pla	
A 170 CDi (168.009/109) Eng. OM668.942 (70kW)	01-		R		<b>04-0746</b>		Ø 17,78	Ch J168710-, Alu, 1 holes of fixing, +ESP
			R		<b>04-0745</b>		Ø 19,05	Ch -J168709, Alu
			R		<b>04-0960</b>		Ø 17,46	Ch J168710-, Alu, 2 holes of fixing
	01-				<b>05-0293</b>	Luc	Ø 22,20	Ch -J016124, Alu
					<b>05-0294</b>	Luc	Ø 22,20	Ch J016125-, Alu
					<b>55-0061</b>	Fte	Ø 15,87	Ch J080610-, Pla
A 190 (168.032/.132) Eng. M166.990 (92kW)	99-				<b>05-0294</b>	Luc	Ø 22,20	Ch J016125-, Alu, +ESP
					<b>55-0061</b>	Fte	Ø 15,87	Ch J080610-, Pla
A 210 (168.035/.135) Eng. M166.995 (103kW)	02-				<b>05-0294</b>	Luc	Ø 22,20	Ch J016125-, Alu
					<b>55-0061</b>	Fte	Ø 15,87	Ch J080610-, Pla
<b>Classe A (W169) 9/04-</b>								
A 150 (169.031/331) Eng. M266.920 (70kW)	04-				<b>05-0668</b>	Trw	Ø 23,81	Alu
	9/04-				<b>55-0073</b>		Ø 15,87	5 Speeds, M/T
A 160 CDi (169.006/306) Eng. OM640.942 (60kW)	04-				<b>05-0668</b>	Trw	Ø 23,81	Alu
	9/04-				<b>55-0073</b>		Ø 15,87	5 Speeds, M/T
	9/04-				<b>55-0092</b>		Ø 19,05	
A 170 (169.032/332) Eng. M266.940 (85kW)	04-				<b>05-0668</b>	Trw	Ø 23,81	Alu
	9/04-				<b>55-0073</b>		Ø 15,87	5 Speeds, M/T
A 180 CDi (169.007/307) Eng. OM640.940 (80kW)	04-				<b>05-0668</b>	Trw	Ø 23,81	Alu
	9/04-				<b>55-0092</b>		Ø 19,05	
A 200 (169.033/333) Eng. M266.960 (100kW)	04-				<b>05-0668</b>	Trw	Ø 23,81	Alu
	9/04-				<b>55-0073</b>		Ø 15,87	5 Speeds, M/T

		Spare Parts	F/R	L/R	METELLI ref.		DIMENSIONS mm.	NOTE
A 200 CDi (169.008/308) Eng. OM640.941 (103kW)	04-				05-0668	Trw	Ø 23,81	Alu
	9/04-				55-0092		Ø 19,05	
A 200 T. (169.034/334) Eng. M266.980 (142kW)	05-				05-0668	Trw	Ø 23,81	Alu
	9/05-				55-0092		Ø 19,05	
<b>Classe B (W245) 3/05-</b>								
B 150 (245.231) Eng. M266.920 (70kW)	3/05-				55-0073		Ø 15,87	5 Speeds, M/T
B 170 (245.232) Eng. M266.940 (85kW)	3/05-				55-0073		Ø 15,87	5 Speeds, M/T
B 180 CDi (245.207) Eng. OM640.940 (80kW)	3/05-				55-0092		Ø 19,05	
B 200 (245.233) Eng. M266.960 (100kW)	3/05-				55-0073		Ø 15,87	5 Speeds, M/T
B 200 CDi (245.208) Eng. OM640.941 (103kW)	3/05-				55-0092		Ø 19,05	
B 200 T (245.234) Eng. M266.980 (142kW)	3/05-				55-0092		Ø 19,05	
<b>Classe C I (W202) 3/93-5/00</b>								
C 180 (202.018) Eng. M111.920/ 921 (89-90kW)					05-0619		Ø 19,05/23,81	Ch A136774 / F110262-A519673 / F619720, Alu
					05-0622		Ø 19,05/23,81	Ch A519674 / F619721-A809594 / F894083, Alu
					05-0177		Ø 23,81	Ch A072907 / F060569-, Alu
	6/93-				05-0626		Ø 19,05/23,81	Ch A809595 / F894084-, Alu
	93-00				05-0175		Ø 22,20/17,46	Ch -A072907/F060569, Alu
93-00				54-0017		Ø 23,81		
93-00				55-0023		Ø 19,05	Alu	
C 200 (202.020) Eng. M111.941/ 945 (100kW)					05-0619		Ø 19,05/23,81	Ch A136774 / F110262-A519673 / F619720, Alu
					05-0622		Ø 19,05/23,81	Ch A519674 / F619721-A809594 / F894083, Alu
					05-0626		Ø 19,05/23,81	Ch A809595 / F894084-, Alu
	1/94-				05-0177		Ø 23,81	Ch -A136773/F110261, Alu
	94-00				54-0017		Ø 23,81	
94-00				55-0023		Ø 19,05	Alu	
C 200 CDi (202.134) Eng. OM611.960 (75kW)	98-00				05-0626		Ø 19,05/23,81	Ch A809595 / F894084-, Alu
	98-00				54-0017		Ø 23,81	
	98-00				55-0023		Ø 19,05	Alu
C 200 D (202.120) Eng. OM601.913 (55kW)					05-0619		Ø 19,05/23,81	Ch A136774 / F110262-A519673 / F619720, Alu
					05-0622		Ø 19,05/23,81	Ch A519674 / F619721-A809594 / F894083, Alu
					05-0177		Ø 23,81	Ch A072907 / F060569-, Alu
	6/93-				05-0175		Ø 22,20/17,46	Ch -A072907/F060569, Alu
	93-00				54-0017		Ø 23,81	
93-00				55-0023		Ø 19,05	Alu	
C 200 D (202.122) Eng. OM604.915 (65kW)					05-0619		Ø 19,05/23,81	Ch A136774 / F110262-A519673 / F619720, Alu
					05-0622		Ø 19,05/23,81	Ch A519674 / F619721-A809594 / F894083, Alu
					05-0175		Ø 22,20/17,46	Ch -A072907/F060569, Alu
					05-0177		Ø 23,81	Ch A072907 / F060569-, Alu
	96-00				54-0017		Ø 23,81	
96-00				55-0023		Ø 19,05	Alu	
C 200 K. (202.025) Eng. M111.944 (132-141kW)					05-0619		Ø 19,05/23,81	Ch A136774 / F110262-A519673 / F619720, Alu
					05-0622		Ø 19,05/23,81	Ch A519674 / F619721-A809594 / F894083, Alu
	95-				05-0177		Ø 23,81	Ch -A136773/F110261, Alu
	95-00				54-0017		Ø 23,81	
95-00				55-0023		Ø 19,05	Alu	
C 220 (202.022) Eng. M111.961 (110kW)	6/93-				05-0619		Ø 19,05/23,81	Ch A136774 / F110262-A519673 / F619720, Alu
	93-00				05-0177		Ø 23,81	Ch -A136773/F110261, Alu
	93-00				54-0017		Ø 23,81	
93-00				55-0023		Ø 19,05	Alu	
C 220 CDi (202.133) Eng. OM611.960 (92kW)					05-0622		Ø 19,05/23,81	Ch A519674 / F619721-A809594 / F894083, Alu
					05-0626		Ø 19,05/23,81	Ch A809595 / F894084-, Alu
	97-00				54-0017		Ø 23,81	
97-00				55-0023		Ø 19,05	Alu	
C 220 D (202.121) Eng. OM604.910 (55-70kW)					05-0619		Ø 19,05/23,81	Ch A136774 / F110262-A519673 / F619720, Alu
					05-0622		Ø 19,05/23,81	Ch A519674 / F619721-A809594 / F894083, Alu
					05-0177		Ø 23,81	Ch A072907 / F060569-, Alu
	6/93-				05-0175		Ø 22,20/17,46	Ch -A072907/F060569, Alu
	93-00				54-0017		Ø 23,81	
93-00				55-0023		Ø 19,05	Alu	
C 230 (202.023) Eng. M111.974 (110kW)					05-0619		Ø 19,05/23,81	Ch A136774 / F110262-A519673 / F619720, Alu
					05-0626		Ø 19,05/23,81	Ch A809595 / F894084-, Alu
	96-00				54-0017		Ø 23,81	
	96-00				55-0023		Ø 19,05	Alu

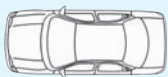































































		Spare Parts	F/R	L/R	METELLI ref.		DIMENSIONS mm.	NOTE		
C 230 K. (202.024) Eng. M111.975 (142kW)					05-0619		Ø 19,05/23,81	Ch A136774 / F110262-A519673 / F619720, Alu		
					05-0622		Ø 19,05/23,81	Ch A519674 / F619721-A809594 / F894083, Alu		
					54-0017		Ø 23,81			
					95-00		55-0023		Ø 19,05	Alu
C 240 (202.026) Eng. M112.910 (125kW)					54-0017		Ø 23,81			
					97-00		55-0023		Ø 19,05	Alu
C 250 D (202.125) Eng. OM605.910 (83kW)					05-0619		Ø 19,05/23,81	Ch A136774 / F110262-A519673 / F619720, Alu		
					05-0177		Ø 23,81	Ch A072907 / F060569-, Alu		
					6/93-		05-0175		Ø 22,20/17,46	Ch -A072907/F060569, Alu
					93-00		54-0017		Ø 23,81	
C 250 TD (202.128) Eng. OM605.960 (110kW)					05-0619		Ø 19,05/23,81	Ch A136774 / F110262-A519673 / F619720, Alu		
					05-0622		Ø 19,05/23,81	Ch A519674 / F619721-A809594 / F894083, Alu		
					05-0626		Ø 19,05/23,81	Ch A809595 / F894084-, Alu		
					95-00		54-0017		Ø 23,81	
C 280 (202.028) Eng. M104.941 (142kW)					05-0619		Ø 19,05/23,81	Ch A136774 / F110262-A519673 / F619720, Alu		
					05-0626		Ø 19,05/23,81	Ch A809595 / F894084-, Alu		
					6/93-		05-0177		Ø 23,81	Ch -A136773/F110261, Alu
					93-00		54-0017		Ø 23,81	
C 280 (202.029) Eng. M112.920 (145kW)					05-0177		Ø 23,81	Ch -A136773/ F110261, Alu		
					97-00		54-0017		Ø 23,81	
					97-00		55-0023		Ø 19,05	Alu
C 36 AMG (202.028) Eng. M104.941(AMG3.6) (206kW)					05-0619		Ø 19,05/23,81	Ch A136774 / F110262-A519673 / F619720, Alu		
					5/94-		05-0177		Ø 23,81	Ch -A136773/F110261, Alu
					94-00		54-0017	Ø 23,81		
<b>Classe C I SW (S202) 6/96-3/01</b>										
C 180 T (202.078) Eng. M111.920/ 921 (90kW)					05-0626		Ø 19,05/23,81	Ch A809595 / F894084-, Alu		
C 200 T (202.080) Eng. M111.941/ 945 (100kW)					05-0626		Ø 19,05/23,81	Ch A809595 / F894084-, Alu		
C 200 T CDi (202.194) Eng. OM611.960 (75kW)					05-0626		Ø 19,05/23,81	Ch A809595 / F894084-, Alu		
C 220 T CDi (202.193) Eng. OM611.960 (92kW)					05-0626		Ø 19,05/23,81	Ch A809595 / F894084-, Alu		
C 230 T (202.083) Eng. M111.974 (110kW)					05-0622		Ø 19,05/23,81	Ch A519674 / F619721-A809594 / F894083, Alu		
					05-0626		Ø 19,05/23,81	Ch A809595 / F894084-, Alu		
C 240 T (202.086) Eng. M112.910 (125kW)					05-0622		Ø 19,05/23,81	Ch A519674 / F619721-A809594 / F894083, Alu		
					6/97-9/00		05-0625		Ø 19,05/23,81	Alu, +ESP
C 250 T TD (202.188) Eng. OM605.960 (110kW)					05-0626		Ø 19,05/23,81	Ch A809595 / F894084-, Alu		
C 280 T (202.089) Eng. M112.920 (145kW)					05-0622		Ø 19,05/23,81	Ch A519674 / F619721-A809594 / F894083, Alu		
					6/97-3/01		05-0626		Ø 19,05/23,81	Ch A809595 / F894084-, Alu
					05-0625		Ø 19,05/23,81	Alu, +ESP		
<b>Classe C II (W203) 5/00-12/06</b>										
C 180 (203.035) Eng. M111.951 (95kW)					05-0627		Ø 20,64/23,81	Alu, +ABS		
					00-02		55-0062	Fte	Ø 19,05	Pla, M/T
C 180 K. (203.046) Eng. M271.946 (105kW)					05-0627		Ø 20,64/23,81	Alu, +ABS		
					02-		55-0062	Fte	Ø 19,05	Pla, M/T
C 200 CDi Eng. OM646.962 (75kW)					05-0627		Ø 20,64/23,81	Alu, +ABS		
					2/01-01-		55-0062	Fte	Ø 19,05	Pla, M/T
C 200 CDi (203.004) Eng. OM611.962 (85kW)					05-0627		Ø 20,64/23,81	Alu, +ABS		
					9/00-00-		55-0062	Fte	Ø 19,05	Pla, M/T
C 200 CDi (203.007) Eng. OM646.962 (90kW)					05-0627		Ø 20,64/23,81	Alu, +ABS		
					4/03-03-		55-0062	Fte	Ø 19,05	Pla, M/T
C 200 CGI K. (203.043) Eng. M271.942 (125kW)					05-0627		Ø 20,64/23,81	Alu, +ABS		
					7/03-03-		55-0062	Fte	Ø 19,05	Pla, M/T
C 200 K. (203.042) Eng. M271.940 (120kW)					05-0627		Ø 20,64/23,81	Alu, +ABS		
					5/02-02-		55-0062	Fte	Ø 19,05	Pla, M/T
C 200 K. (203.045) Eng. M111.955 (120kW)					05-0627		Ø 20,64/23,81	Alu, +ABS		
					5/00-5/02		05-0627		Ø 20,64/23,81	Alu, +ABS
C 220 CDi (203.006) Eng. OM611.962 (105kW)					05-0627		Ø 19,05	Pla, M/T		
					00-00-		55-0062	Fte	Ø 19,05	Pla, M/T
C 220 CDi (203.008) Eng. OM646.963 (110kW)					05-0627		Ø 20,64/23,81	Alu, +ABS		
					2/04-04-		55-0062	Fte	Ø 19,05	Pla, M/T
C 230 (203.052) Eng. M272.920 (150kW)					05-0628		Ø 20,64/25,40	Alu, +ABS		
					05-05-		55-0062	Fte	Ø 19,05	Pla, M/T

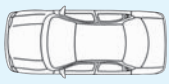
























































		Spare Parts	F/R	L/R	METELLI ref.		DIMENSIONS mm.	NOTE
C 230 K. (203.040) Eng. M271.948 (141kW)	2/04-04				<b>05-0627</b>		Ø 20,64/23,81	Alu, +ABS
					<b>55-0062</b>	Fte	Ø 19,05	Pla, M/T
C 240 (203.061) Eng. M112.912 (125kW)	5/00-00				<b>05-0627</b>		Ø 20,64/23,81	Alu, +ABS
					<b>55-0062</b>	Fte	Ø 19,05	Pla, M/T
C 240 4-matic (203.081) Eng. M112.916 (125kW)	7/02-00				<b>05-0628</b>		Ø 20,64/25,40	Alu, +ABS
C 270 CDi (203.016) Eng. OM612.962 (125kW)	12/00-00				<b>05-0628</b>		Ø 20,64/25,40	Alu, +ABS
					<b>55-0062</b>	Fte	Ø 19,05	Pla, M/T
C 280 (203.054) Eng. M272.940 (170kW)	05-00				<b>05-0628</b>		Ø 20,64/25,40	Alu, +ABS
C 30 CDi AMG (203.018) Eng. OM612.990 (170kW)	1/03-00				<b>05-0628</b>		Ø 20,64/25,40	Alu, +ABS
C 32 AMG K. (203.065) Eng. M112.961 (260kW)	2/01-00				<b>05-0628</b>		Ø 20,64/25,40	Alu, +ABS
C 320 (203.064) Eng. M112.946 (160kW)	5/00-00				<b>05-0628</b>		Ø 20,64/25,40	Alu, +ABS
					<b>55-0062</b>	Fte	Ø 19,05	Pla, M/T
C 320 4-matic (203.084) Eng. M112.953 (160kW)	7/02-00				<b>05-0628</b>		Ø 20,64/25,40	Alu, +ABS
C 320 CDi (203.020) Eng. OM642.910 (165kW)	05-00				<b>05-0628</b>		Ø 20,64/25,40	Alu, +ABS
C 350 (203.056) Eng. M272.960 (200kW)	05-00				<b>05-0628</b>		Ø 20,64/25,40	Alu, +ABS
					<b>55-0062</b>	Fte	Ø 19,05	Pla, M/T
C 350 4-matic (203.087) Eng. M272.970 (200kW)	05-00				<b>05-0628</b>		Ø 20,64/25,40	Alu, +ABS
C 55 AMG (203.076) Eng. M113.988 (270kW)	2/04-00				<b>05-0628</b>		Ø 20,64/25,40	Alu, +ABS
<b>Classe C II SportCoupe (CL203) 3/01-12/06</b>								
C 160 K. (203.730) Eng. M271.921 (90kW)	02-00				<b>55-0062</b>	Fte	Ø 19,05	Pla, M/T
C 180 (203.735) Eng. M111.951 (95kW)	3/01-5/02				<b>05-0627</b>		Ø 20,64/23,81	Alu, +ABS
	01-02				<b>55-0062</b>	Fte	Ø 19,05	Pla, M/T
C 180 K. (203.746) Eng. M271.946 (105kW)	5/02-02				<b>05-0627</b>		Ø 20,64/23,81	Alu, +ABS
					<b>55-0062</b>	Fte	Ø 19,05	Pla, M/T
C 200 CDi (203.707) Eng. OM646.962 (90kW)	7/03-03				<b>05-0627</b>		Ø 20,64/23,81	Alu, +ABS
					<b>55-0062</b>	Fte	Ø 19,05	Pla, M/T
C 200 CGI K. (203.743) Eng. M271.942 (125kW)	7/03-03				<b>05-0627</b>		Ø 20,64/23,81	Alu, +ABS
					<b>55-0062</b>	Fte	Ø 19,05	Pla, M/T
C 200 K. (203.742) Eng. M271.940 (120kW)	5/02-02				<b>05-0627</b>		Ø 20,64/23,81	Alu, +ABS
					<b>55-0062</b>	Fte	Ø 19,05	Pla, M/T
C 200 K. (203.745) Eng. M111.955 (120kW)	3/01-5/02				<b>05-0627</b>		Ø 20,64/23,81	Alu, +ABS
	01-02				<b>55-0062</b>	Fte	Ø 19,05	Pla, M/T
C 220 CDi (203.706) Eng. OM611.962 (105kW)	3/01-01				<b>05-0627</b>		Ø 20,64/23,81	Alu, +ABS
					<b>55-0062</b>	Fte	Ø 19,05	Pla, M/T
C 220 CDi (203.708) Eng. OM646.963 (110kW)	2/04-04				<b>05-0627</b>		Ø 20,64/23,81	Alu, +ABS
					<b>55-0062</b>	Fte	Ø 19,05	Pla, M/T
C 230 (203.752) Eng. M272.920 (150kW)	05-00				<b>55-0062</b>	Fte	Ø 19,05	Pla, M/T
C 230 K. (203.740) Eng. M271.948 (141kW)	5/02-02				<b>05-0627</b>		Ø 20,64/23,81	Alu, +ABS
					<b>55-0062</b>	Fte	Ø 19,05	Pla, M/T
C 230 K. (203.747) Eng. M111.981 (145kW)	3/01-5/02				<b>05-0627</b>		Ø 20,64/23,81	Alu, +ABS
	01-02				<b>55-0062</b>	Fte	Ø 19,05	Pla, M/T
C 30 CDi AMG (203.718) Eng. OM612.990 (170kW)	9/02-00				<b>05-0628</b>		Ø 20,64/25,40	Alu, +ABS
C 320 (203.764) Eng. M112.946 (160kW)	9/02-02				<b>05-0628</b>		Ø 20,64/25,40	Alu, +ABS
					<b>55-0062</b>	Fte	Ø 19,05	Pla, M/T
C 350 (203.756) Eng. M272.960 (200kW)	05-00				<b>55-0062</b>	Fte	Ø 19,05	Pla, M/T
<b>Classe C II SW (S203) 3/01-12/06</b>								
C 180 (203.235) Eng. M111.951 (95kW)	3/01-5/02				<b>05-0627</b>		Ø 20,64/23,81	Alu, +ABS
	01-00				<b>55-0062</b>	Fte	Ø 19,05	Pla, M/T
C 180 K. (203.246) Eng. M271.946 (105kW)	5/02-02				<b>05-0627</b>		Ø 20,64/23,81	Alu, +ABS
					<b>55-0062</b>	Fte	Ø 19,05	Pla, M/T
C 200 CDi Eng. OM646.962 (75kW)	3/01-01				<b>05-0627</b>		Ø 20,64/23,81	Alu, +ABS
					<b>55-0062</b>	Fte	Ø 19,05	Pla, M/T
C 200 CDi (203.204) Eng. OM611.962 (85kW)	3/01-01				<b>05-0627</b>		Ø 20,64/23,81	Alu, +ABS
					<b>55-0062</b>	Fte	Ø 19,05	Pla, M/T
C 200 CDi (203.207) Eng. OM646.962 (90kW)	4/03-03				<b>05-0627</b>		Ø 20,64/23,81	Alu, +ABS
					<b>55-0062</b>	Fte	Ø 19,05	Pla, M/T
C 200 CGI K. (203.243) Eng. M271.942 (125kW)	7/03-03				<b>05-0627</b>		Ø 20,64/23,81	Alu, +ABS
					<b>55-0062</b>	Fte	Ø 19,05	Pla, M/T
C 200 K. (203.242) Eng. M271.940 (120kW)	5/02-02				<b>05-0627</b>		Ø 20,64/23,81	Alu, +ABS
					<b>55-0062</b>	Fte	Ø 19,05	Pla, M/T
C 200 K. (203.245) Eng. M111.955 (120kW)	3/01-5/02				<b>05-0627</b>		Ø 20,64/23,81	Alu, +ABS
	01-00				<b>55-0062</b>	Fte	Ø 19,05	Pla, M/T
C 220 CDi (203.206) Eng. OM611.962 (105kW)	3/01-01				<b>05-0627</b>		Ø 20,64/23,81	Alu, +ABS
					<b>55-0062</b>	Fte	Ø 19,05	Pla, M/T

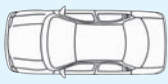
















































		Spare Parts	F/R	L/R	METELLI ref.		DIMENSIONS mm.	NOTE
C 220 CDi (203.208) Eng. OM646.963 (110kW)	2/04-				<b>05-0627</b>		Ø 20,64/23,81	Alu, +ABS
	04-				<b>55-0062</b>	Fte	Ø 19,05	Pla, M/T
C 230 (203.252) Eng. M272.920 (150kW)	05-				<b>05-0628</b>		Ø 20,64/25,40	Alu, +ABS
	05-				<b>55-0062</b>	Fte	Ø 19,05	Pla, M/T
C 230 K. (203.240) Eng. M271.948 (141kW)	2/04-				<b>05-0627</b>		Ø 20,64/23,81	Alu, +ABS
	04-				<b>55-0062</b>	Fte	Ø 19,05	Pla, M/T
C 240 (203.261) Eng. M112.912 (125kW)	3/01-				<b>05-0627</b>		Ø 20,64/23,81	Alu, +ABS
	3/01-				<b>05-0625</b>		Ø 19,05/23,81	Alu, +ESP
	01-				<b>55-0062</b>	Fte	Ø 19,05	Pla, M/T
C 240 4-matic (203.281) Eng. M112.916 (125kW)	7/02-				<b>05-0628</b>		Ø 20,64/25,40	Alu, +ABS
C 270 CDi (203.216) Eng. OM612.962 (125kW)	3/01-				<b>05-0628</b>		Ø 20,64/25,40	Alu, +ABS
	01-				<b>55-0062</b>	Fte	Ø 19,05	Pla, M/T
C 280 Eng. M272.940 (170kW)	05-				<b>05-0628</b>		Ø 20,64/25,40	Alu, +ABS
C 300 CDi AMG (203.218) Eng. OM612.990 (170kW)	1/03-				<b>05-0628</b>		Ø 20,64/25,40	Alu, +ABS
C 32 AMG K. (203.265) Eng. M112.961 (260kW)	3/01-				<b>05-0628</b>		Ø 20,64/25,40	Alu, +ABS
C 320 (203.264) Eng. M112.946 (160kW)	3/01-				<b>05-0628</b>		Ø 20,64/25,40	Alu, +ABS
	01-				<b>55-0062</b>	Fte	Ø 19,05	Pla, M/T
C 320 4-matic (203.284) Eng. M112.953 (160kW)	7/02-				<b>05-0628</b>		Ø 20,64/25,40	Alu, +ABS
C 320 CDi (203.220) Eng. OM642.910 (165kW)	05-				<b>05-0628</b>		Ø 20,64/25,40	Alu, +ABS
C 350 (203.256) Eng. M272.960 (200kW)	05-				<b>05-0628</b>		Ø 20,64/25,40	Alu, +ABS
	05-				<b>55-0062</b>	Fte	Ø 19,05	Pla, M/T
C 350 4-matic Eng. M272.970 (200kW)	05-				<b>05-0628</b>		Ø 20,64/25,40	Alu, +ABS
C 55 AMG (203.276) Eng. M113.988 (270kW)	2/04-				<b>05-0628</b>		Ø 20,64/25,40	Alu, +ABS
<b>Classe C III (W204) 1/07-</b>								
C 180 K. (204.046) Eng. M271.952 (115kW)	07-				<b>05-0748</b>	Ate	Ø 25,40/20,64	Alu
C 200 CDi (204.007) Eng. OM646.811 (100kW)	07-				<b>05-0748</b>	Ate	Ø 25,40/20,64	Alu
C 200 K. (204.041) Eng. M271.950 (135kW)	07-				<b>05-0748</b>	Ate	Ø 25,40/20,64	Alu
C 220 CDi (204.008) Eng. OM646.811 (125kW)	07-				<b>05-0748</b>	Ate	Ø 25,40/20,64	Alu
C 230 (204.052) Eng. M272.921 (150kW)	07-				<b>05-0748</b>	Ate	Ø 25,40/20,64	Alu
C 230 4-Matic (204.085) Eng. M272.921 (150kW)	07-				<b>05-0748</b>	Ate	Ø 25,40/20,64	Alu
C 280 (204.054) Eng. M272.947 (170kW)	07-				<b>05-0748</b>	Ate	Ø 25,40/20,64	Alu
C 280 4-Matic (204.081) Eng. M272.947 (170kW)	07-				<b>05-0748</b>	Ate	Ø 25,40/20,64	Alu
C 320 CDi (204.022) Eng. OM642.960 (165kW)	07-				<b>05-0748</b>	Ate	Ø 25,40/20,64	Alu
C 320 CDi 4-Matic (204.089) Eng. OM642.960 (165kW)	07-				<b>05-0748</b>	Ate	Ø 25,40/20,64	Alu
C 350 (204.056) Eng. M272.962 (200kW)	07-				<b>05-0748</b>	Ate	Ø 25,40/20,64	Alu
C 350 4-Matic (204.087) Eng. M272.962 (200kW)	07-				<b>05-0748</b>	Ate	Ø 25,40/20,64	Alu
C 63 AMG Eng. M156.985 1140 (336kW)	08-				<b>05-0748</b>	Ate	Ø 25,40/20,64	Alu
<b>Classe C III SW (S204) 1/08-</b>								
C 180 K Eng. M271.952 (115kW)	08-				<b>05-0748</b>	Ate	Ø 25,40/20,64	Alu
C 200 CDi Eng. OM646.811 (100kW)	08-				<b>05-0748</b>	Ate	Ø 25,40/20,64	Alu
C 200 K. Eng. M271.950 (135kW)	08-				<b>05-0748</b>	Ate	Ø 25,40/20,64	Alu
C 220 CDi Eng. OM646.811 (125kW)	08-				<b>05-0748</b>	Ate	Ø 25,40/20,64	Alu
C 230 Eng. M272.921 (150kW)	08-				<b>05-0748</b>	Ate	Ø 25,40/20,64	Alu
C 280 Eng. M272.947 (170kW)	08-				<b>05-0748</b>	Ate	Ø 25,40/20,64	Alu
C 320 CDi Eng. OM642.960 (165kW)	08-				<b>05-0748</b>	Ate	Ø 25,40/20,64	Alu
C 320 CDi 4-matic Eng. OM642.960 (165kW)	08-				<b>05-0748</b>	Ate	Ø 25,40/20,64	Alu
C 350 Eng. M272.961 (200kW)	08-				<b>05-0748</b>	Ate	Ø 25,40/20,64	Alu
C 63 AMG Eng. M156.985 1140 (336kW)	08-				<b>05-0748</b>	Ate	Ø 25,40/20,64	Alu
<b>Classe E I (W124) 6/93-6/95</b>								
E 200 (124.019) Eng. M111.940 (100kW)	93-95				<b>05-0177</b>		Ø 23,81	Alu
	93-				<b>54-0016</b>		Ø 23,81	Ch -0031301
	-95				<b>54-0017</b>		Ø 23,81	Ch 0031302-
	93-95				<b>55-0023</b>		Ø 19,05	Alu
E 200 D (124.120) Eng. OM601.912 (55kW)	93-6/95				<b>05-0177</b>		Ø 23,81	Alu
	93-95				<b>54-0016</b>		Ø 23,81	
	93-95				<b>54-0017</b>		Ø 23,81	
	93-95				<b>55-0023</b>		Ø 19,05	Alu
E 220 (124.022) Eng. M111.960 (110kW)	93-95				<b>05-0177</b>		Ø 23,81	Alu
	93-95				<b>54-0017</b>		Ø 23,81	
	93-95				<b>55-0023</b>		Ø 19,05	Alu

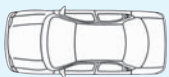






















































		Spare Parts	F/R	L/R	METELLI ref.		DIMENSIONS mm.	NOTE
E 250 D (124.126/.129) Eng. OM605.911 (83kW)	93-95				05-0177		Ø 23,81	Alu
	93-95				54-0017		Ø 23,81	
	93-95				55-0023		Ø 19,05	Alu
E 250 TD (124.128) Eng. OM602.962 (93kW)	93-95				05-0177		Ø 23,81	Alu
	93-95				54-0017		Ø 23,81	
	93-95				55-0023		Ø 19,05	Alu
E 280 (124.028) Eng. M104.942 (145kW)	93-95				05-0177		Ø 23,81	Alu
	93-95				54-0017		Ø 23,81	
	93-95				55-0023		Ø 19,05	Alu
E 280 lungo (124.029) Eng. M104.942 (142kW)	93-95				05-0177		Ø 23,81	Alu
E 300 4-matic (124.230) Eng. M103.985 (132kW)	93-95				05-0177		Ø 23,81	Alu
	93-95				54-0017		Ø 23,81	
	93-95				55-0023		Ø 19,05	Alu
E 300 D (124.131) Eng. OM606.910 (100kW)	93-95				05-0177		Ø 23,81	Alu
	93-95				54-0017		Ø 23,81	
	93-95				55-0023		Ø 19,05	Alu
E 300 TD (124.133) Eng. OM603.960 (108kW)	93-95				05-0177		Ø 23,81	Alu
	93-95				54-0017		Ø 23,81	
	93-95				55-0023		Ø 19,05	Alu
E 300 TD 4-matic (124.333) Eng. OM603.963 (108kW)	93-95				05-0177		Ø 23,81	Alu
	93-95				54-0017		Ø 23,81	
	93-95				55-0023		Ø 19,05	Alu
E 320 (124.032) Eng. M104.992 (162kW)	93-95				05-0177		Ø 23,81	Alu
	93-95				54-0017		Ø 23,81	
	93-95				55-0023		Ø 19,05	Alu
E 420 (124.034) Eng. M119.975 (205kW)	93-6/95				05-0176		Ø 25,40/19,05	Alu
E 500 (124.036) Eng. M119.974 (235kW)	93-6/95				05-0177		Ø 23,81	Alu
<b>Classe E I Cabrio (A124) 6/93-3/98</b>								
E 200 (124.060) Eng. M111.940 (100kW)	93-98				05-0177		Ø 23,81	Alu
	93-				54-0017		Ø 23,81	Ch 0031302-
					54-0016		Ø 23,81	Ch -0031301
93-98				55-0023		Ø 19,05	Alu	
E 220 (124.062) Eng. M111.960 (110kW)	93-6/97				05-0177		Ø 23,81	Alu
	93-97				54-0017		Ø 23,81	
	93-97				55-0023		Ø 19,05	Alu
E 320 (124.066) Eng. M104.992/ 995 (162kW)	93-6/97				05-0177		Ø 23,81	Alu
	93-97				54-0017		Ø 23,81	
	93-97				55-0023		Ø 19,05	Alu
E 36 AMG (124.066) Eng. M104.992(AMG3.6) (200kW)	94-97				54-0017		Ø 23,81	
	94-97				55-0023		Ø 19,05	Alu
<b>Classe E I Coupe (C124) 6/93-6/97</b>								
E 200 (124.040) Eng. M111.940 (100kW)	93-6/97				05-0177		Ø 23,81	Alu
	93-				54-0016		Ø 23,81	Ch -0031301
					54-0017		Ø 23,81	Ch 0031302-
	93-97				55-0023		Ø 19,05	Alu
E 220 (124.042) Eng. M111.960 (110kW)	93-6/97				05-0177		Ø 23,81	Alu
	93-97				54-0017		Ø 23,81	
	93-97				55-0023		Ø 19,05	Alu
E 320 (124.052) Eng. M104.992 (162kW)	93-6/97				05-0177		Ø 23,81	Alu
	93-97				54-0017		Ø 23,81	
	93-97				55-0023		Ø 19,05	Alu
E 36 AMG (124.052) Eng. M104.992(AMG3.6) (195-200kW)	94-97				54-0017		Ø 23,81	
	94-97				55-0023		Ø 19,05	Alu
<b>Classe E I SW (S124) 6/93-6/96</b>								
E 200 (124.079) Eng. M111.940 (100kW)	93-96				05-0177		Ø 23,81	Alu
	93-				54-0016		Ø 23,81	Ch -0031301
					54-0017		Ø 23,81	Ch 0031302-
	93-96				55-0023		Ø 19,05	Alu
E 220 (124.082) Eng. M111.960 (110kW)	93-96				05-0177		Ø 23,81	Alu
	93-96				54-0017		Ø 23,81	
	93-96				55-0023		Ø 19,05	Alu
E 250 D (124.186) Eng. OM605.911 (83kW)	93-5/96				05-0177		Ø 23,81	Alu
	93-96				54-0017		Ø 23,81	
	93-96				55-0023		Ø 19,05	Alu

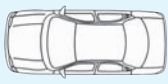













































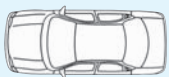






























































		Spare Parts	F/R	L/R	METELLI ref.		DIMENSIONS mm.	NOTE	
E 250 TD Eng. OM602.962 (93kW)	93-5/96				05-0177		Ø 23,81	Alu	
	93-96				54-0017		Ø 23,81		
	93-96				55-0023		Ø 19,05	Alu	
E 280 (124.088) Eng. M104.942 (142-145kW)	93-5/96				05-0177		Ø 23,81	Alu	
	93-96				54-0017		Ø 23,81		
	93-96				55-0023		Ø 19,05	Alu	
E 300 4-matic (124.290) Eng. M103.985 (132kW)	93-5/96				05-0177		Ø 23,81	Alu	
	93-95				54-0017		Ø 23,81		
	93-95				55-0023		Ø 19,05	Alu	
E 300 D (124.191) Eng. OM606.910 (100kW)	93-5/96				05-0177		Ø 23,81	Alu	
	93-96				54-0017		Ø 23,81		
	93-96				55-0023		Ø 19,05	Alu	
E 300 TD (124.193) Eng. OM603.960 (108kW)	93-5/96				05-0177		Ø 23,81	Alu	
	93-96				54-0017		Ø 23,81		
	93-96				55-0023		Ø 19,05	Alu	
E 300 TD 4-matic (124.393) Eng. OM603.963 (108kW)	93-5/96				05-0177		Ø 23,81	Alu	
	93-96				54-0017		Ø 23,81		
	93-96				55-0023		Ø 19,05	Alu	
E 320 (124.092) Eng. M104.992 (162kW)	93-96				05-0177		Ø 23,81	Alu	
	93-96				54-0017		Ø 23,81		
	93-96				55-0023		Ø 19,05	Alu	
E 36 AMG (124.092) Eng. M104.992(AMG3.6) (200kW)	94-96				54-0017		Ø 23,81		
	94-96				55-0023		Ø 19,05	Alu	
<b>Classe E II (W210) 6/95-3/02</b>									
E 200 (210.035) Eng. M111.942 (100kW)	95-				05-0623		Ø 19,05/23,81	Ch A394036-, Alu	
	95-00				05-0621		Ø 19,05/23,81	Ch -A394035, Alu	
	95-00				54-0017		Ø 23,81		
	95-00				55-0023		Ø 19,05	Alu	
E 200 CDi (210.007) Eng. OM611.961 (75kW)	6/98-				05-0623		Ø 19,05/23,81	Alu	
	98-99				54-0017		Ø 23,81		
	98-99				55-0023		Ø 19,05	Alu	
E 200 CDi (210.007) Eng. OM611.961 (85kW)	7/99-				05-0623		Ø 19,05/23,81	Alu	
E 200 D (210.003) Eng. OM604.917 (65kW)	96-02				54-0017		Ø 23,81		
	96-02				55-0023		Ø 19,05	Alu	
E 200 K. (210.045) Eng. M111.947 (137kW)	6/97-				05-0624		Ø 19,05/25,40	Alu	
	97-02				54-0017		Ø 23,81		
	97-02				55-0023		Ø 19,05	Alu	
E 200 K. (210.048) Eng. M111.957 (120kW)	8/00-				05-0624		Ø 19,05/25,40	Alu	
E 220 CDi (210.006) Eng. OM611.961 (105kW)	7/99-				05-0623		Ø 19,05/23,81	Alu	
	E 220 CDi (210.006) Eng. OM611.961 (92kW)	6/98-				05-0623		Ø 19,05/23,81	Alu
		98-99				54-0017		Ø 23,81	
98-99				55-0023		Ø 19,05	Alu		
E 220 D (210.004) Eng. OM604.912 (55-70kW)	6/95-				05-0623		Ø 19,05/23,81	Ch A394036-, Alu	
	95-02				05-0621		Ø 19,05/23,81	Ch -A394035, Alu	
	95-02				54-0017		Ø 23,81		
E 230 (210.037) Eng. M111.970 (110kW)	95-02				55-0023		Ø 19,05	Alu	
	6/95-				05-0621		Ø 19,05/23,81	Alu	
	95-97				54-0017		Ø 23,81		
E 240 (210.061) Eng. M112.911 (125kW)	95-97				55-0023		Ø 19,05	Alu	
	E 240 (210.061) Eng. M112.911 (125kW)	6/97-				05-0623		Ø 19,05/23,81	Alu, -ESP
		6/97-				05-0624		Ø 19,05/25,40	Alu, +ESP
	97-				54-0017		Ø 23,81		
97-				55-0023		Ø 19,05	Alu		
E 250 D (210.010) Eng. OM605.912 (83kW)	6/95-				05-0623		Ø 19,05/23,81	Ch A394036-, Alu	
	95-99				05-0621		Ø 19,05/23,81	Ch -A394035, Alu	
	95-99				54-0017		Ø 23,81		
E 250 TD (210.015) Eng. OM605.962 (110kW)	95-99				55-0023		Ø 19,05	Alu	
	6/97-				05-0623		Ø 19,05/23,81	Alu	
	97-99				54-0017		Ø 23,81		
97-99				55-0023		Ø 19,05	Alu		
E 260 (210.062) Eng. M112.914 (125kW)	8/00-				05-0623		Ø 19,05/23,81	Alu, -ESP	
	8/00-				05-0624		Ø 19,05/25,40	Alu, +ESP	
E 270 CDi (210.016) Eng. OM612.961 (125kW)	99-				05-0624		Ø 19,05/25,40	Alu	

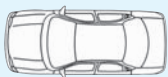
















































		Spare Parts	F/R	L/R	METELLI ref.		DIMENSIONS mm.	NOTE
E 280 (210.053) Eng. M104.945 (142kW)	96-				05-0624		Ø 19,05/25,40	Alu
	96-				54-0017		Ø 23,81	
	96-				55-0023		Ø 19,05	Alu
E 280 (210.063) Eng. M112.921 (150kW)	96-				05-0624		Ø 19,05/25,40	Alu
	96-				54-0017		Ø 23,81	
	96-				55-0023		Ø 19,05	Alu
E 280 4-matic (210.081) Eng. M112.921 (150kW)	96-				05-0624		Ø 19,05/25,40	Alu
	96-				54-0017		Ø 23,81	
	96-				55-0023		Ø 19,05	Alu
E 290 TD (210.017) Eng. OM602.982 (95kW)					05-0623		Ø 19,05/23,81	Ch A394036-, Alu
	3/96-				05-0621		Ø 19,05/23,81	Ch -A394035, Alu
	96-99				54-0017		Ø 23,81	
	96-99				55-0023		Ø 19,05	Alu
E 300 D (210.020) Eng. OM606.912 (100kW)					05-0623		Ø 19,05/23,81	Ch A394036-, Alu
	6/95-				05-0621		Ø 19,05/23,81	Ch -A394035, Alu
	95-97				54-0017		Ø 23,81	
	95-97				55-0023		Ø 19,05	Alu
E 300 TD (210.025) Eng. OM606.962 (130kW)	12/96-				05-0624		Ø 19,05/25,40	Alu
E 320 (210.055) Eng. M104.992/ 995 (162kW)	95-				05-0624		Ø 19,05/25,40	Alu
E 320 (210.065) Eng. M112.941 (165kW)	97-				05-0624		Ø 19,05/25,40	Alu
E 320 4-matic (210.082) Eng. M112.941 (165kW)	97-				05-0624		Ø 19,05/25,40	Alu
E 320 CDi (210.026) Eng. OM613.961 (145kW)	99-				05-0624		Ø 19,05/25,40	Alu
E 430 (210.070) Eng. M113.940 (205kW)	97-				05-0624		Ø 19,05/25,40	Alu
E 430 4-matic (210.083) Eng. M113.940 (205kW)	99-				05-0624		Ø 19,05/25,40	Alu
E 55 AMG (210.074) Eng. M113.980 (260kW)	97-				05-0624		Ø 19,05/25,40	Alu
E 55 AMG 4-matic (210.083) Eng. M113.980 (260kW)	01-				05-0624		Ø 19,05/25,40	Alu
<b>Classe E II SW (S210) 6/96-3/03</b>								
E 200 (210.235) Eng. M111.942 (100kW)					05-0623		Ø 19,05/23,81	Ch A394036-, Alu
	6/95-				05-0621		Ø 19,05/23,81	Ch -A394035, Alu
	96-00				54-0017		Ø 23,81	
	96-00				55-0023		Ø 19,05	Alu
E 200 K. (210.245) Eng. M111.947 (137kW)	97-				05-0624		Ø 19,05/25,40	Alu
	97-				54-0017		Ø 23,81	
	97-				55-0023		Ø 19,05	Alu
E 200 K. (210.248) Eng. M111.957 (120kW)	8/00-				05-0624		Ø 19,05/25,40	Alu
E 220 CDi Eng. OM611.961 (92kW)	6/98-				05-0623		Ø 19,05/23,81	Alu, -ESP
	6/98-				05-0624		Ø 19,05/25,40	Alu, +ESP
E 220 CDi (210.006) Eng. OM611.961 (105kW)	7/99-				05-0623		Ø 19,05/23,81	Alu, -ESP
	7/99-				05-0624		Ø 19,05/25,40	Alu, +ESP
E 230 (210.237) Eng. M111.970 (110kW)					05-0623		Ø 19,05/23,81	Ch A394036-, Alu
	6/95-				05-0621		Ø 19,05/23,81	Ch -A394035, Alu
	96-97				54-0017		Ø 23,81	
	96-97				55-0023		Ø 19,05	Alu
E 240 (210.261) Eng. M112.911 (125kW)	6/97-				05-0623		Ø 19,05/23,81	Alu, -ESP
	6/97-				05-0624		Ø 19,05/25,40	Alu, +ESP
	97-				54-0017		Ø 23,81	
	97-				55-0023		Ø 19,05	Alu
E 250 D (210.210) Eng. OM605.912 (83kW)					05-0624		Ø 19,05/25,40	Ch A394036-, Alu
	6/95-				05-0621		Ø 19,05/23,81	Ch -A394035, Alu
	96-99				54-0017		Ø 23,81	
	96-99				55-0023		Ø 19,05	Alu
E 250 TD (210.215) Eng. OM605.962 (110kW)	6/97-				05-0624		Ø 19,05/25,40	Alu
	97-99				54-0017		Ø 23,81	
	97-99				55-0023		Ø 19,05	Alu
E 260 (210.262) Eng. M112.914 (125kW)	8/00-				05-0623		Ø 19,05/23,81	Alu, -ESP
	8/00-				05-0624		Ø 19,05/25,40	Alu, +ESP
E 270 CDi (210.216) Eng. OM612.961 (125kW)	7/99-				05-0624		Ø 19,05/25,40	Alu
E 280 (210.263) Eng. M112.921 (150kW)	12/96-				05-0624		Ø 19,05/25,40	Alu
	96-				54-0017		Ø 23,81	
	96-				55-0023		Ø 19,05	Alu
E 280 4-matic (210.281) Eng. M112.921 (150kW)	12/96-				05-0624		Ø 19,05/25,40	Alu
	96-				54-0017		Ø 23,81	
	96-				55-0023		Ø 19,05	Alu

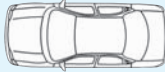




















































		Spare Parts	F/R	L/R	METELLI ref.		DIMENSIONS mm.	NOTE
E 290 TD (210.217) Eng. OM602.982 (95kW)	6/95-				<b>05-0624</b>		Ø 19,05/25,40	Ch A394036-, Alu
	96-99				<b>05-0621</b>		Ø 19,05/23,81	Ch -A394035, Alu
	96-99				<b>54-0017</b>		Ø 23,81	
	96-99				<b>55-0023</b>		Ø 19,05	Alu
E 300 TD (210.225) Eng. OM606.962 (130kW)	12/96-				<b>05-0624</b>		Ø 19,05/25,40	Alu
E 320 (210.265) Eng. M112.941 (165kW)	96-				<b>05-0624</b>		Ø 19,05/25,40	Alu
E 320 4-matic (210.282) Eng. M112.941 (165kW)	96-				<b>05-0624</b>		Ø 19,05/25,40	Alu
E 320 CDi (210.226) Eng. OM613.961 (145kW)	7/99-				<b>05-0624</b>		Ø 19,05/25,40	Alu
E 430 (210.270) Eng. M113.940 (205kW)	97-				<b>05-0624</b>		Ø 19,05/25,40	Alu
E 430 4-matic (210.283) Eng. M113.940 (205kW)	99-				<b>05-0624</b>		Ø 19,05/25,40	Alu
E 55 AMG (210.274) Eng. M113.980 (260kW)	97-				<b>05-0624</b>		Ø 19,05/25,40	Alu
E 55 AMG 4-matic (210.283) Eng. M113.980 (260kW)	3/01-				<b>05-0624</b>		Ø 19,05/25,40	Alu
<b>Classe E III (W211) 3/02-2/09</b>								
E 200 CDi (211.004) Eng. OM646.951 (75kW)	7/02-				<b>55-0084</b>		Ø 19,05	
E 200 CDi (211.004) Eng. OM646.951 (90kW)	7/02-				<b>55-0084</b>		Ø 19,05	
E 200 CDi EVO (211.007) Eng. OM646.820 (100kW)	07-				<b>05-0735</b>	Trw	Ø 25,40	Alu
E 200 CGI Eng. M271.946 (125kW)	11/02-				<b>55-0084</b>		Ø 19,05	
E 200 K. (211.042) Eng. M271.941 (120kW)	11/02-				<b>55-0084</b>		Ø 19,05	
E 200 K. EVO Eng. M271.956 (135kW)	07-				<b>05-0735</b>	Trw	Ø 25,40	Alu
E 200 NGT Eng. M271.941 (120kW)	3/04-				<b>55-0084</b>		Ø 19,05	
E 220 CDi (211.006) Eng. OM646.961 (110kW)	3/02-				<b>55-0084</b>		Ø 19,05	
E 220 CDi EVO (211.008) Eng. OM646.821 (125kW)	07-				<b>05-0735</b>	Trw	Ø 25,40	Alu
E 240 (211.061) Eng. M112.913 (130kW)	3/02-				<b>55-0084</b>		Ø 19,05	
E 270 CDi (211.016) Eng. OM647.961 (130kW)	3/02-				<b>55-0084</b>		Ø 19,05	
E 280 Eng. M272.943 (170kW)	06-				<b>05-0735</b>	Trw	Ø 25,40	Alu
	3/05-				<b>55-0084</b>		Ø 19,05	
E 280 4-matic Eng. M272.943 (170kW)	06-				<b>05-0735</b>	Trw	Ø 25,40	Alu
E 350, 4-matic (211.087) Eng. M272.964 (200kW)	05-				<b>55-0084</b>		Ø 19,05	
E 500 EVO Eng. M273.960 (285kW)	07-				<b>05-0735</b>	Trw	Ø 25,40	Alu
E 63 AMG Eng. M156.983 (378kW)	08-				<b>05-0735</b>	Trw	Ø 25,40	Alu
<b>Classe E III SW (S211) 3/03-2/09</b>								
E 200 CDi (211.207) Eng. OM646.811 (100kW)	08-				<b>05-0735</b>	Trw	Ø 25,40	Alu
E 200 EVO Eng. M271.956 (135kW)	07-				<b>05-0735</b>	Trw	Ø 25,40	Alu
E 220 CDi EVO Eng. OM646.821 (125kW)	07-				<b>05-0735</b>	Trw	Ø 25,40	Alu
E 500 EVO Eng. M273.960 (285kW)	07-				<b>05-0735</b>	Trw	Ø 25,40	Alu
<b>Classe G (W460) 3/79-7/93</b>								
230 (460,2) Eng. M102.979/ 987 (90kW)	87-92		R		<b>04-0324</b>		Ø 17,46	
	90-				<b>54-0016</b>		Ø 23,81	
230 (460,2) Eng. M102.981/ 987 (92kW)	82-92		R		<b>04-0324</b>		Ø 17,46	
	90-				<b>54-0017</b>		Ø 23,81	
230 (460,2) Eng. M115.973 (66kW)	89-93		R		<b>04-0324</b>		Ø 17,46	
230 (460,2) Eng. M115.973 (75kW)	80-87		R		<b>04-0324</b>		Ø 17,46	
240 (460,3) Eng. OM616.936 (53kW)	79-87		R		<b>04-0324</b>		Ø 17,46	
250 (460,3) Eng. OM602.930 (62-68kW)	87-92		R		<b>04-0324</b>		Ø 17,46	
	87-				<b>54-0016</b>		Ø 23,81	W460, W461
280 (460,2) Eng. M110.994 (110-115kW)	79-89		R		<b>04-0324</b>		Ø 17,46	
300 (460,3) Eng. OM603.912 (83kW)	79-93		R		<b>04-0324</b>		Ø 17,46	
	89-				<b>54-0017</b>		Ø 23,81	
300 (460,3) Eng. OM617.931 (65kW)	79-91		R		<b>04-0324</b>		Ø 17,46	
<b>Classe G (W461) 2/90-</b>								
230 (461) Eng. M102.996 (92kW)	93-		R		<b>04-0324</b>		Ø 17,46	
	93-				<b>54-0016</b>		Ø 23,81	
230 (461.238/.239) Eng. M102.979 (90kW)	93-		R		<b>04-0324</b>		Ø 17,46	
	93-				<b>54-0016</b>		Ø 23,81	
250 (461) Eng. OM602.939 (68kW)	90-		R		<b>04-0324</b>		Ø 17,46	
	90-				<b>54-0016</b>		Ø 23,81	
290 D (461.337/.338) Eng. OM602.942 (70kW)	93-		R		<b>04-0324</b>		Ø 17,46	
	92-				<b>54-0016</b>		Ø 23,81	
290 TD (461.335/.336) Eng. OM602.983 (88kW)	97-		R		<b>04-0324</b>		Ø 17,46	
	97-				<b>54-0016</b>		Ø 23,81	

		Spare Parts	F/R	L/R	METELLI ref.		DIMENSIONS mm.	NOTE
<b>Classe G (W463) 9/89-</b>								
230 (463.224/.225) Eng. M102.989 (93-92kW)	90-				54-0017		Ø 23,81	
250 (463) Eng. OM602.931 (69kW)	90-				54-0017		Ø 23,81	W463
300 (463.227/.228) Eng. M103.987 (125-128kW)	90-				54-0017		Ø 23,81	
300 (463.327/.328) Eng. OM603.931 (83kW)	89-				54-0017		Ø 23,81	
500 (463.228) Eng. M117.965 (177kW)	93-				54-0017		Ø 23,81	
<b>Classe G Cabrio (W463) 9/89-</b>								
230 (463.204) Eng. M102.989 (93-92kW)	90-				54-0017		Ø 23,81	
300 (463.207) Eng. M103.987 (125kW)	89-				54-0017		Ø 23,81	
300 (463.307) Eng. OM603.931 (83kW)	90-				54-0017		Ø 23,81	
<b>Classe M I (W163) 2/98-6/05</b>								
ML 230 (163.136) Eng. M111.977 (110kW)	98-05				05-0618	Ate	Ø 25,40	Alu, +ABS
	98-				54-0017		Ø 23,81	
	98-				55-0023		Ø 19,05	Alu
ML 270 CDi (163.113) Eng. OM612.963 (120kW)	99-05				05-0618	Ate	Ø 25,40	Alu, +ABS
	99-				55-0023		Ø 19,05	Alu
ML 320 (163.154) Eng. M112.942 (160kW)	98-02				05-0618	Ate	Ø 25,40	Alu, +ABS
ML 350 Eng. M112.970 (173kW)	03-05				05-0618	Ate	Ø 25,40	Alu, +ABS
ML 350 (163.157) Eng. M112.970 (180kW)	02-05				05-0618	Ate	Ø 25,40	Alu, +ABS
ML 400 CDi (163.128) Eng. OM628.963 (184kW)	01-05				05-0618	Ate	Ø 25,40	Alu, +ABS
ML 430 (163.172) Eng. M113.942 (200kW)	98-05				05-0618	Ate	Ø 25,40	Alu, +ABS
ML 500 (163.175) Eng. M113.964/ 965 (215kW)	01-05				05-0618	Ate	Ø 25,40	Alu, +ABS
ML 55 AMG (163.174) Eng. M113.981 (255kW)	00-05				05-0618	Ate	Ø 25,40	Alu, +ABS
<b>Classe S I (W108,W109) 1/66-8/72</b>								
280 S (108.016) Eng. M130.920 (103kW)	67-72				54-0018		Ø 23,81	
280 SE,SEL (108.018/.019) Eng. M130.980 (118kW)	68-72				54-0018		Ø 23,81	
300 SEL (109.016) Eng. M130.981 (118kW)	68-72				54-0018		Ø 23,81	
<b>Classe S II (W116) 8/72-7/80</b>								
280 S (116.020) Eng. M110.922 (115-118kW)	-7/80				05-0138		Ø 19,05	Ch 053430-
	72-80				54-0018		Ø 23,81	
280 SE,SEL (116.024/.025) Eng. M110.983/ 985 (130-136kW)	-7/80				05-0138		Ø 19,05	Ch 053430-
	72-80				54-0018		Ø 23,81	
350 SE,SEL (116.028/.029) Eng. M116.983 (147kW)	-76				05-0138		Ø 19,05	Ch 029952-
350 SE,SEL (116.928) Eng. M116.985 (143-151kW)	-3/80				05-0138		Ø 19,05	Ch 029952-
450 SE,SEL (116.032) Eng. M117.983/ 986 (165kW)	-9/80				05-0138		Ø 19,05	Ch 043631-
450 SE,SEL (116.033) Eng. M117.985/ 986 (160kW)	-9/80				05-0138		Ø 19,05	Ch 043631-
450 SEL 6.9 (116.036) Eng. M100.985 (210kW)	-9/80				05-0138		Ø 19,05	Ch 043631-
<b>Classe S III (W126) 10/79-6/91</b>								
260 SE (126.020) Eng. M103.941 (118-122kW)	9/85-3/91				05-0176		Ø 25,40/19,05	Alu
	85-91				54-0016		Ø 23,81	
	85-91				55-0022		Ø 19,05	
280 S (126.021) Eng. M110.926/ 924 (115kW)	1/80-				05-0138		Ø 19,05	Ch -095332
	-7/85				05-0174		Ø 25,40/19,05	Ch 095333-, Special body
	79-85				54-0018		Ø 23,81	
	79-85				55-0022		Ø 19,05	
280 SE,SEL (126.022/.023) Eng. M110.987/ 989 (136kW)	1/80-				05-0138		Ø 19,05	Ch -095332
	-7/85				05-0174		Ø 25,40/19,05	Ch 095333-, Special body
	79-85				54-0018		Ø 23,81	
	79-85				55-0022		Ø 19,05	
300 SE,SEL (126.024/.025) Eng. M103.981(KAT) (132kW)	9/85-3/91				05-0176		Ø 25,40/19,05	Alu
	85-91				54-0016		Ø 23,81	
	85-91				55-0022		Ø 19,05	
300 SE,SEL (126.041) Eng. M103.981 (138kW)	9/85-3/91				05-0176		Ø 25,40/19,05	Alu
	85-91				54-0016		Ø 23,81	
	85-91				55-0022		Ø 19,05	
380 SE,SEL (126.032/.033) Eng. M116.961 (160kW)					05-0138		Ø 19,05	Ch -048641
					05-0174		Ø 25,40/19,05	Ch 048642-, Special body
	85-86				54-0016		Ø 23,81	

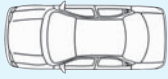













































		Spare Parts	F/R	L/R	METELLI ref.		DIMENSIONS mm.	NOTE
380 SE,SEL (126.032/.033) Eng. M116.963 (150kW)	1/80-				05-0138		Ø 19,05	Ch -048641
	-7/85				05-0174		Ø 25,40/19,05	Ch 048642-, Special body
	80-85				54-0016		Ø 23,81	
420 SE,SEL (126.034/.035) Eng. M116.965 (150-160-165-170kW)	9/85-3/91				05-0176		Ø 25,40/19,05	Alu
500 SE,SEL (126.036/.037) Eng. M117.961/ 963 (170-177kW)	-7/85				05-0174		Ø 25,40/19,05	Ch 036886-, Special body
	79-				05-0138		Ø 19,05	Ch -036885
	8/85-				05-0176		Ø 25,40/19,05	Alu
500 SE,SEL (126.036/.037) Eng. M117.965 (164-180-185-195kW)					05-0138		Ø 19,05	Ch -036885
					05-0174		Ø 25,40/19,05	Ch 036886-, Special body
	9/85-3/91				05-0176		Ø 25,40/19,05	Alu
560 SE,SEL (126.038/.039) Eng. M117.968 (178-200-205-220kW)	9/85-3/91				05-0176		Ø 25,40/19,05	Alu
<b>Classe S III Coupe (C126) 10/81-6/91</b>								
380 SEC (126.043) Eng. M116.963 (150kW)	-7/85				05-0138		Ø 19,05	Ch 029952-
					05-0174		Ø 25,40/19,05	Ch 095333-, Special body
420 SEC (126.046) Eng. M116.965 (150-160-165kW)					05-0176		Ø 25,40/19,05	Ch -A212244, Alu
500 SEC (126.044) Eng. M117.963 (170kW)					05-0138		Ø 19,05	Ch 029952-
					05-0176		Ø 25,40/19,05	Ch -A212244, Alu
	-7/85				05-0174		Ø 25,40/19,05	Ch 095333-, Special body
500 SEC (126.044) Eng. M117.965 (164-180-185-195kW)					05-0138		Ø 19,05	Ch 029952-
					05-0176		Ø 25,40/19,05	Ch -A212244, Alu
560 SEC (126.045) Eng. M117.968 (178-200-205-220kW)					05-0176		Ø 25,40/19,05	Ch -A212244, Alu
<b>Classe S IV (W140) 2/91-10/98</b>								
S 280 (140.028) Eng. M104.944 (142-145kW)	93-				05-0176		Ø 25,40/19,05	Ch -A212244, Alu
	93-98				54-0017		Ø 23,81	
	93-98				55-0023		Ø 19,05	Alu
S 300 SE,SEL Eng. M104.944 (145kW)	91-98				54-0017		Ø 23,81	
S 300 SE,SEL (140.033) Eng. M104.994 (170kW)	4/91-6/93				05-0176		Ø 25,40/19,05	Alu
S 300 TD (140.135) Eng. OM606.961 (130kW)	96-98				05-0176		Ø 25,40/19,05	Alu
S 320 SE,SEL (140.032) Eng. M104.990 (170kW)	93-				05-0176		Ø 25,40/19,05	Ch -A212244, Alu
	91-98				54-0017		Ø 23,81	
	91-98				55-0023		Ø 19,05	Alu
S 350 TD (140.134) Eng. OM603.971 (110kW)	93-				05-0176		Ø 25,40/19,05	Ch -A212244, Alu
<b>Classe V (638/2) 9/96-</b>								
200 (638.214) Eng. M111.948 (95kW)	97-				05-0298		Ø 23,81	+ABS
	97-				05-0299		Ø 23,81	-ABS
	2/97-				54-0066		Ø 22,20	
	2/97-				55-0081		Ø 19,05	
200 CDi (638.294) Eng. OM611.980 (75kW)	99-				05-0298		Ø 23,81	+ABS
	99-				05-0299		Ø 23,81	-ABS
	3/99-				55-0081		Ø 19,05	
220 CDi (638.294) Eng. OM611.980 (90kW)	3/99-				05-0298		Ø 23,81	+ABS
	3/99-				05-0299		Ø 23,81	-ABS
	3/99-				55-0081		Ø 19,05	
230 (638.234) Eng. M111.978 (105kW)	2/96-				05-0298		Ø 23,81	+ABS
	2/96-				05-0299		Ø 23,81	-ABS
	10/96-				54-0066		Ø 22,20	
	10/96-				55-0081		Ø 19,05	
230 TD (638.274) Eng. OM601.970 (72kW)	9/96-				05-0298		Ø 23,81	+ABS
	9/96-				05-0299		Ø 23,81	-ABS
	9/96-				54-0066		Ø 22,20	
	9/96-				55-0081		Ø 19,05	
280 (638.244) Eng. M104.900 (128kW)	97-				05-0298		Ø 23,81	+ABS
	97-				05-0299		Ø 23,81	-ABS
	8/97-				54-0066		Ø 22,20	
	8/97-				55-0081		Ø 19,05	
<b>CLC 6/08-</b>								
180 K Eng. M271.946 (105kW)	08-				05-0627		Ø 20,64/23,81	Alu, +ABS
200 CDI Eng. OM646.962 (90kW)	08-				05-0627		Ø 20,64/23,81	Alu, +ABS
200 K Eng. M271.940 (135kW)	08-				05-0627		Ø 20,64/23,81	Alu, +ABS

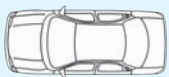
































































		Spare Parts	F/R	L/R	METELLI ref.		DIMENSIONS mm.	NOTE
220 CDI Eng. OM646.963 (110kW)	08-				05-0627		Ø 20,64/23,81	Alu, +ABS
230 Eng. M272.920 (150kW)	08-				05-0628		Ø 20,64/25,40	Alu, +ABS
350 Eng. M272.960 (200kW)	08-				05-0628		Ø 20,64/25,40	Alu, +ABS
<b>CLK I (C208) 6/97-6/02</b>								
200 (208.335) Eng. M111.941/ 945 (100kW)	6/97-6/02				05-0622		Ø 19,05/23,81	Alu, -ESP
	6/97-6/02				05-0625		Ø 19,05/23,81	Alu, +ESP
	97-02				54-0017		Ø 23,81	
	97-				55-0023		Ø 19,05	Alu
200 K. (208.344) Eng. M111.956 (120kW)	00-02				54-0017		Ø 23,81	
	00-02				55-0023		Ø 19,05	Alu
200 K. (208.345) Eng. M111.944 (132-141kW)	6/97-6/00				05-0622		Ø 19,05/23,81	Alu, -ESP
	6/97-6/00				05-0625		Ø 19,05/23,81	Alu, +ESP
	97-00				54-0017		Ø 23,81	
230 K. (208.347) Eng. M111.973/ 975 (142kW)	97-				55-0023		Ø 19,05	Alu
	6/97-6/00				05-0622		Ø 19,05/23,81	Alu, -ESP
	6/97-6/00				05-0625		Ø 19,05/23,81	Alu, +ESP
320 (208.365) Eng. M112.940 (160kW)	97-00				54-0017		Ø 23,81	
	97-00				55-0023		Ø 19,05	Alu
	6/97-6/02				05-0622		Ø 19,05/23,81	Alu, -ESP
6/97-6/02				05-0625		Ø 19,05/23,81	Alu, +ESP	
<b>CLK I Cabrio (A208) 3/98-5/02</b>								
200 (208.435) Eng. M111.941/ 945 (100kW)	3/98-				05-0622		Ø 19,05/23,81	Alu, -ESP
	3/98-				05-0625		Ø 19,05/23,81	Alu, +ESP
200 K. (208.445) Eng. M111.944 (132-141kW)	3/98-6/00				05-0622		Ø 19,05/23,81	Alu, -ESP
	3/98-6/00				05-0625		Ø 19,05/23,81	Alu, +ESP
230 K. (208.447) Eng. M111.973/ 975 (142kW)	3/98-6/00				05-0622		Ø 19,05/23,81	Alu, -ESP
	3/98-6/00				05-0625		Ø 19,05/23,81	Alu, +ESP
320 (208.465) Eng. M112.940 (160kW)	3/98-				05-0622		Ø 19,05/23,81	Alu, -ESP
	3/98-6/00				05-0625		Ø 19,05/23,81	Alu, +ESP
<b>CLK II (C209) 6/02-</b>								
200 CGI K. (209.343) Eng. M271.942 (125kW)	7/03-				05-0627		Ø 20,64/23,81	Alu, +ABS
	03-				55-0062	Fte	Ø 19,05	Pla, M/T
200 K. (209.342) Eng. M271.940 (120kW)	9/02-				05-0627		Ø 20,64/23,81	Alu, +ABS
	02-				55-0062	Fte	Ø 19,05	Pla, M/T
220 CDi (209.308) Eng. OM646.963 (110kW)	05-				05-0628		Ø 20,64/25,40	Alu, +ABS
	05-				55-0062	Fte	Ø 19,05	Pla, M/T
240 (209.361) Eng. M112.912 (125kW)	6/02-				05-0628		Ø 20,64/25,40	Alu, +ABS
270 CDi (209.316) Eng. OM612.962/ 967 (125kW)	10/02-				05-0627		Ø 20,64/23,81	Alu, +ABS
	02-				55-0062	Fte	Ø 19,05	Pla, M/T
280 (209.354) Eng. M272.940 (170kW)	05-				05-0628		Ø 20,64/25,40	Alu, +ABS
320 (209.365) Eng. M112.946 (160kW)	6/02-				05-0628		Ø 20,64/25,40	Alu, +ABS
	05-				05-0628		Ø 20,64/25,40	Alu, +ABS
320 CDi (209.320) Eng. OM642.910 (165kW)	05-				05-0628		Ø 20,64/25,40	Alu, +ABS
	05-				55-0062	Fte	Ø 19,05	Pla, M/T
350 (209.356) Eng. M272.960 (200kW)	05-				05-0628		Ø 20,64/25,40	Alu, +ABS
	05-				55-0062	Fte	Ø 19,05	Pla, M/T
500 (209.375) Eng. M113.968 (225kW)	6/02-				05-0628		Ø 20,64/25,40	Alu, +ABS
55 AMG (209.376) Eng. M113.987 (270kW)	9/02-				05-0628		Ø 20,64/25,40	Alu, +ABS
63 AMG (209.377) Eng. M156.982 (354kW)	07-				05-0628		Ø 20,64/25,40	Alu, +ABS
<b>CLK II Cabrio (A209) 2/03-</b>								
200 CGI (209.443) Eng. M271.942 (125kW)	7/03-				05-0627		Ø 20,64/23,81	Alu, +ABS
	03-				55-0062	Fte	Ø 19,05	Pla, M/T
200 K. Eng. M271.940 (135kW)	07-				05-0627		Ø 20,64/23,81	Alu, +ABS
	07-				05-0628		Ø 20,64/25,40	Alu, +ABS
200 K. (209.442) Eng. M271.940 (120kW)	2/03-				05-0627		Ø 20,64/23,81	Alu, +ABS
	03-				55-0062	Fte	Ø 19,05	Pla, M/T
240 (209.461) Eng. M112.912 (125kW)	2/03-				05-0628		Ø 20,64/25,40	Alu, +ABS
	03-				55-0062	Fte	Ø 19,05	Pla, M/T
280 Eng. M272.940 (170kW)	05-				05-0628		Ø 20,64/25,40	Alu, +ABS
320 (209.465) Eng. M112.946 (160kW)	2/03-				05-0628		Ø 20,64/25,40	Alu, +ABS
	07-				55-0062	Fte	Ø 19,05	Pla, M/T
320 CDi Eng. OM642.910 (165kW)	07-				05-0628		Ø 20,64/25,40	Alu, +ABS
350 Eng. M272.960 (200kW)	05-				05-0628		Ø 20,64/25,40	Alu, +ABS
	05-				55-0062	Fte	Ø 19,05	Pla, M/T
500 Eng. M273.967 (285kW)	07-				05-0628		Ø 20,64/25,40	Alu, +ABS

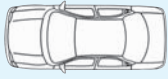













































		Spare Parts	F/R	L/R	METELLI ref.		DIMENSIONS mm.	NOTE
500 (209.475) Eng. M113.968 (225kW)	2/03-				<b>05-0628</b>		Ø 20,64/25,40	Alu, +ABS
55 AMG (209.476) Eng. M113.987 (270kW)	2/03-				<b>05-0628</b>		Ø 20,64/25,40	Alu, +ABS
63 AMG Eng. M156.982 (354kW)	07-				<b>05-0628</b>		Ø 20,64/25,40	Alu, +ABS
<b>CLS (C219) 10/04-</b>								
320 CDi Eng. OM642.940 (165kW)	05-				<b>05-0735</b>	Trw	Ø 25,40	Alu
350 Eng. M272.964 (200kW)	04-				<b>05-0735</b>	Trw	Ø 25,40	Alu
350 Eng. M272.985 (215kW)	06-				<b>05-0735</b>	Trw	Ø 25,40	Alu
500 Eng. M113.967 (225kW)	04-				<b>05-0735</b>	Trw	Ø 25,40	Alu
500 SPORT Eng. M273.960 (285kW)	06-				<b>05-0735</b>	Trw	Ø 25,40	Alu
55 AMG Eng. M113.990 (350kW)	05-				<b>05-0735</b>	Trw	Ø 25,40	Alu
63 AMG Eng. M156.983 (378kW)	06-				<b>05-0735</b>	Trw	Ø 25,40	Alu
<b>Coupe I (W111) 1/61-12/71</b>								
280 SE (111.024) Eng. M130.980/ 984 (118kW)	67-71				<b>54-0018</b>		Ø 23,81	
<b>Coupe II (C123) 3/77-12/85</b>								
230 C (123.043) Eng. M115.954 (80kW)	-3/80				<b>05-0138</b>		Ø 19,05	Ch 029952-
	77-80				<b>54-0018</b>		Ø 23,81	
	80-				<b>54-0016</b>		Ø 23,81	
	77-80				<b>55-0022</b>		Ø 19,05	
230 CE (123.243) Eng. M102.980 (100kW)	-80				<b>05-0138</b>		Ø 19,05	Ch 029952-
	80-				<b>54-0018</b>		Ø 23,81	
	80-				<b>54-0016</b>		Ø 23,81	
	80-85				<b>55-0022</b>		Ø 19,05	
280 C (123.050) Eng. M110.923 (115kW)	77-80				<b>05-0138</b>		Ø 19,05	Ch 029952-
	77-80				<b>54-0018</b>		Ø 23,81	
	77-80				<b>55-0022</b>		Ø 19,05	
280 CE (123.053) Eng. M110.988 (130-136kW)	77-85				<b>05-0138</b>		Ø 19,05	Ch 029952-
	77-85				<b>54-0018</b>		Ø 23,81	
	77-85				<b>55-0022</b>		Ø 19,05	
<b>Coupe III (C124) 3/87-3/89</b>								
230 CE (124.043) Eng. M102.982 (97-100kW)	87-89				<b>05-0177</b>		Ø 23,81	Alu
	87-89				<b>54-0016</b>		Ø 23,81	
	89-				<b>54-0017</b>		Ø 23,81	
	87-89				<b>55-0023</b>		Ø 19,05	Alu
300 CE (124.045/.050) Eng. M103.983 (132-138kW)	87-89				<b>05-0177</b>		Ø 23,81	Alu
	87-89				<b>54-0016</b>		Ø 23,81	
	89-				<b>54-0017</b>		Ø 23,81	
	87-89				<b>55-0023</b>		Ø 19,05	Alu
<b>Coupe IV (C124) 3/89-5/93</b>								
220 CE (124.042) Eng. M111.960 (110kW)	10/92-5/93				<b>54-0017</b>		Ø 23,81	
	92-93				<b>55-0023</b>		Ø 19,05	Alu
230 CE (124.043) Eng. M102.982 (97-100kW)	89-92				<b>05-0177</b>		Ø 23,81	Alu
	-89				<b>54-0016</b>		Ø 23,81	
	89-92				<b>54-0017</b>		Ø 23,81	
	89-92				<b>55-0023</b>		Ø 19,05	Alu
300 CE (124.045/.050) Eng. M103.983 (132-138kW)	89-93				<b>05-0177</b>		Ø 23,81	Alu
	-89				<b>54-0016</b>		Ø 23,81	
	89-93				<b>54-0017</b>		Ø 23,81	
	89-93				<b>55-0023</b>		Ø 19,05	Alu
300 CE-24 (124.051) Eng. M104.980 (162kW)	89-92				<b>05-0177</b>		Ø 23,81	Alu
	89-92				<b>54-0017</b>		Ø 23,81	
	89-92				<b>55-0023</b>		Ø 19,05	Alu
320 CE (124.052) Eng. M104.992 (162kW)	10/92-5/93				<b>54-0017</b>		Ø 23,81	
	92-93				<b>55-0023</b>		Ø 19,05	Alu
<b>SL I (R107) 5/71-8/89</b>								
280 SL (107.042) Eng. M110.982/ 986,990 (130-136kW)	-7/85				<b>05-0138</b>		Ø 19,05	Ch 001212-017463
	74-				<b>05-0174</b>		Ø 25,40/19,05	Ch 017464-
	-85				<b>54-0018</b>		Ø 23,81	Ch -011569
	-85				<b>54-0016</b>		Ø 23,81	Ch 011569-
300 SL (107.041) Eng. M103.982 (132-138kW)	9/85-8/89				<b>05-0176</b>		Ø 25,40/19,05	Alu
	85-89				<b>54-0016</b>		Ø 23,81	
350 SL (107.043) Eng. M116.982/ 984 (143kW)	-2/80				<b>05-0138</b>		Ø 19,05	Ch 012084-
380 SL (107.045) Eng. M116.960/ 962 (150-160kW)	3/80-				<b>05-0138</b>		Ø 19,05	Ch -028725
	-8/85				<b>05-0174</b>		Ø 25,40/19,05	Ch 028726-

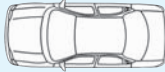
























































		Spare Parts	F/R	L/R	METELLI ref.		DIMENSIONS mm.	NOTE
420 SL (107.047) Eng. M116.964 (150-160kW)	86-8/89				05-0176		Ø 25,40/19,05	Alu
450 SL (107.044) Eng. M117.982/ 985 (160-165kW)	-9/80				05-0138		Ø 19,05	Ch 011206-
500 SL (107.046) Eng. M117.960 (164-170kW)	5/80-				05-0138		Ø 19,05	Ch -003462
	-8/85				05-0174		Ø 25,40/19,05	Ch 003463-
	9/85-8/89				05-0176		Ø 25,40/19,05	Alu
560 SL (107.048) (240kW)	86-7/89				05-0176		Ø 25,40/19,05	Alu, Incl. Usa/Japan/Australia
<b>SL I Coupe (C107) 1/72-9/81</b>								
280 SLC (107.022) Eng. M110.982/ 986,990					05-0138		Ø 19,05	Ch 029952-
(130-136kW)	74-81				54-0018		Ø 23,81	
350 SLC (107.023) Eng. M116.982/ 984	-3/80				05-0138		Ø 19,05	Ch 029952-
(143-147kW)								
380 SLC (107.025) Eng. M116.960 (160kW)					05-0138		Ø 19,05	Ch 029952-
450 SLC (107.024) Eng. M117.982/ 985	-79				05-0138		Ø 19,05	Ch 029952-
(160-165kW)								
450 SLC 5.0 (107.026) Eng. M117.960 (177kW)	-3/80				05-0138		Ø 19,05	Ch 029952-
<b>SL II (R129) 3/89-10/01</b>								
280 (129.058) Eng. M104.943 (142kW)	93-				05-0176		Ø 25,40/19,05	Ch -F102744, Alu
	93-01				54-0017		Ø 23,81	
	93-01				55-0023		Ø 19,05	Alu
280 (129.059) Eng. M112.923/ 925 (150kW)	98-				05-0176		Ø 25,40/19,05	Ch -F102744, Alu
	98-01				54-0017		Ø 23,81	
	98-01				55-0023		Ø 19,05	Alu
300 SL (129.060) Eng. M103.984 (140kW)	6/89-7/93				05-0176		Ø 25,40/19,05	Alu
	89-93				54-0017		Ø 23,81	
	89-93				55-0023		Ø 19,05	Alu
300 SL-24 (129.061) Eng. M104.981 (170kW)	6/89-7/93				05-0176		Ø 25,40/19,05	Alu
	89-93				54-0017		Ø 23,81	
	89-93				55-0023		Ø 19,05	Alu
320 (129.063) Eng. M104.991 (170kW)	93-				05-0176		Ø 25,40/19,05	Ch -F102744, Alu
	93-01				54-0017		Ø 23,81	
500 (129.067) Eng. M119.972 (235kW)	93-				05-0176		Ø 25,40/19,05	Ch -F102744, Alu
500 SL (129.066) Eng. M119.960/ 972 (240kW)	6/89-92				05-0176		Ø 25,40/19,05	Alu
60 AMG (129.067) Eng. M120.981 (280kW)	97-				05-0176		Ø 25,40/19,05	Ch -F102744, Alu
<b>SLK I (R170) 9/96-2/04</b>								
200 (170.435) Eng. M111.946 (100kW)					05-0619		Ø 19,05/23,81	Ch -F025730, Alu
					05-0622		Ø 19,05/23,81	Ch F025731-, Alu
	96-00				54-0017		Ø 23,81	
	96-00				55-0023		Ø 19,05	Alu
200 K. (170.445) Eng. M111.943 (141kW)					05-0619		Ø 19,05/23,81	Ch -F025730, Alu
					05-0622		Ø 19,05/23,81	Ch F025731-, Alu
	96-00				54-0017		Ø 23,81	
	96-00				55-0023		Ø 19,05	Alu
230 K. (170.447) Eng. M111.973 (142kW)					05-0619		Ø 19,05/23,81	Ch -F025730, Alu
					05-0622		Ø 19,05/23,81	Ch F025731-, Alu
230 K. (170.449) Eng. M111.983 (145kW)	00-				54-0017		Ø 23,81	
	00-				55-0023		Ø 19,05	Alu
32 AMG K. (170.466) Eng. M112.960 (260kW)	3/01-				05-0628		Ø 20,64/25,40	Alu, +ABS
320 (170.465) Eng. M112.947 (160kW)	3/00-				05-0628		Ø 20,64/25,40	Alu, +ABS
<b>SLK II (R171) 3/04-</b>								
200 K. (171.442) Eng. M271.944 (120kW)	3/04-				05-0628		Ø 20,64/25,40	Alu, +ABS
	04-				55-0062	Fte	Ø 19,05	Pla
280 Eng. M272.942 (170kW)	05-				05-0628		Ø 20,64/25,40	Alu, +ABS
	05-				55-0062	Fte	Ø 19,05	Pla
350 (171.456) Eng. M272.963 (200kW)	6/04-				05-0628		Ø 20,64/25,40	Alu, +ABS
	04-				55-0062	Fte	Ø 19,05	Pla
55 AMG (171.473) Eng. M113.989 (265kW)	6/04-				05-0628		Ø 20,64/25,40	Alu, +ABS
<b>T-Model I (W123) 1/76-12/85</b>								
200 (123.020) Eng. M115.938/ 939 (62-69kW)	76-80				05-0138		Ø 19,05	
	76-80				54-0018		Ø 23,81	
	80-				54-0016		Ø 23,81	
	76-80				55-0022		Ø 19,05	
200 (123.220) Eng. M102.920/ 939 (74-80kW)	80-85				05-0138		Ø 19,05	
	-80				54-0018		Ø 23,81	

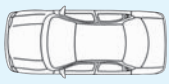
















































		Spare Parts	F/R	L/R	METELLI ref.		DIMENSIONS mm.	NOTE
200 (123.220) Eng. M102.920/ 939 (74-80kW)	80-85				54-0016		Ø 23,81	
	80-85				55-0022		Ø 19,05	
200 D (123.120) Eng. OM615.940 (40-44kW)	1/76-3/85				05-0138		Ø 19,05	
	76-85				54-0018		Ø 23,81	Ch -238054
					54-0016		Ø 23,81	Ch 238054-
	76-85				55-0022		Ø 19,05	
220 D (123.126) Eng. OM615.941 (44-49kW)	1/76-1/79				05-0138		Ø 19,05	
	76-79				54-0018		Ø 23,81	
	76-79				55-0022		Ø 19,05	
230 (123.023) Eng. M115.954 (80kW)	1/76-				05-0138		Ø 19,05	Ch -173999, Special body
	1/76-81				05-0138		Ø 19,05	
	-81				05-0174		Ø 25,40/19,05	Ch 174000-, Special body
	76-81				54-0016		Ø 23,81	
	76-81				55-0022		Ø 19,05	
230 E (123.223) Eng. M102.980 (100kW)	-12/85				05-0174		Ø 25,40/19,05	Ch 174000-, Special body
	80-				05-0138		Ø 19,05	Ch -173999, Special body
	80-9/85				05-0138		Ø 19,05	
	80-85				54-0016		Ø 23,81	
	80-85				55-0022		Ø 19,05	
240 D (123.123) Eng. OM616.912 (48-53kW)	1/76-				05-0138		Ø 19,05	Ch -414568, Special body
	1/76-12/85				05-0138		Ø 19,05	
	-12/85				05-0174		Ø 25,40/19,05	Ch 414569-, Special body
	76-				54-0018		Ø 23,81	Ch -219675
	-85				54-0016		Ø 23,81	Ch 219675-
	76-85				55-0022		Ø 19,05	
250 (123.026) Eng. M123.921 (95-103kW)	1/76-				05-0138		Ø 19,05	Ch -118041, Special body
	1/76-7/85				05-0138		Ø 19,05	
	-12/85				05-0174		Ø 25,40/19,05	Ch 118042-, Special body
	76-85				54-0018		Ø 23,81	
	76-85				55-0022		Ø 19,05	
280 (123.030) Eng. M110.923 (115kW)	1/76-				05-0138		Ø 19,05	Ch -115175, Special body
	1/76-81				05-0138		Ø 19,05	
	-81				05-0174		Ø 25,40/19,05	Ch 115176-, Special body
	76-81				54-0018		Ø 23,81	
	76-81				55-0022		Ø 19,05	
280 E Eng. M110.984 (136kW)	1/76-				05-0138		Ø 19,05	Ch -115175, Special body
	1/76-12/85				05-0138		Ø 19,05	
	-12/85				05-0174		Ø 25,40/19,05	Ch 115176-, Special body
	76-85				54-0018		Ø 23,81	
	76-85				55-0022		Ø 19,05	
280 E (123.033) Eng. M110.988 (130-136kW)	1/76-				05-0138		Ø 19,05	Ch -115175, Special body
	1/76-12/85				05-0138		Ø 19,05	
	-12/85				05-0174		Ø 25,40/19,05	Ch 115176-, Special body
	76-85				54-0018		Ø 23,81	
	76-85				55-0022		Ø 19,05	
300 D (123.130/.132/.150) Eng. OM617.912 (59-65kW)	1/76-				05-0138		Ø 19,05	Ch -310479, Special body
	1/76-12/85				05-0138		Ø 19,05	
	-12/85				05-0174		Ø 25,40/19,05	Ch 310480-, Special body
	76-85				54-0018		Ø 23,81	
	76-85				55-0022		Ø 19,05	
300 TD (123.133) Eng. OM617.952 (92kW)	81-				05-0138		Ø 19,05	Ch -310479, Special body
	81-85				05-0138		Ø 19,05	
	-85				05-0174		Ø 25,40/19,05	Ch 310480-, Special body
	81-85				54-0018		Ø 23,81	
	81-85				55-0022		Ø 19,05	
<b>T-Model I SW (S123) 9/77-12/85</b>								
200 (123.280) Eng. M102.920/ 939 (74-80kW)					05-0138		Ø 19,05	Ch 029952-
	80-85				54-0016		Ø 23,81	
	80-85				55-0022		Ø 19,05	
230 (123.083) Eng. M115.954 (80kW)	-3/80				05-0138		Ø 19,05	Ch 029952-
	77-80				54-0016		Ø 23,81	
	77-80				55-0022		Ø 19,05	
230 (123.283) Eng. M102.980 (100kW)	80-85				05-0138		Ø 19,05	Ch 029952-
	80-85				54-0016		Ø 23,81	

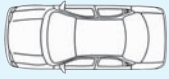















































		Spare Parts	F/R	L/R	METELLI ref.		DIMENSIONS mm.	NOTE
230 (123.283) Eng. M102.980 (100kW)	80-85				55-0022		Ø 19,05	
240 D (123.183) Eng. OM616.912 (48-53kW)	77-85				05-0138		Ø 19,05	Ch 029952-
					54-0018		Ø 23,81	Ch -014173
	77-85				54-0016		Ø 23,81	Ch 014173-
					55-0022		Ø 19,05	
250 (123.086) Eng. M123.921 (95-103kW)	78-82				05-0138		Ø 19,05	Ch 029952-
					54-0018		Ø 23,81	
	78-82				55-0022		Ø 19,05	
280 (123.093) Eng. M110.988 (136kW)	77-85				05-0138		Ø 19,05	Ch 029952-
					54-0018		Ø 23,81	
	77-85				55-0022		Ø 19,05	
300 D (123.190) Eng. OM617.912 (59-65kW)	77-85				05-0138		Ø 19,05	Ch 029952-
					54-0018		Ø 23,81	
	77-85				55-0022		Ø 19,05	
300 TD (123.193) Eng. OM617.952 (92kW)					05-0138		Ø 19,05	Ch 029952-
<b>T-Model II (W124) 12/84-6/93</b>								
200 (124.020) Eng. M102.922 (75-77-80kW)	85-90				05-0177		Ø 23,81	Alu, Exc. 400E, 500E
					54-0016		Ø 23,81	
	85-90				55-0023		Ø 19,05	Alu
200 D (124.120) Eng. OM601.912 (53-55kW)	84-93				05-0177		Ø 23,81	Alu, Exc. 400E, 500E
					54-0016		Ø 23,81	
	84-93				55-0023		Ø 19,05	Alu
200 E (124.019) Eng. M111.940 (100kW)	92-93				05-0177		Ø 23,81	Alu, Exc. 400E, 500E
					54-0016		Ø 23,81	
	92-93				55-0023		Ø 19,05	Alu
200 E (124.021) Eng. M102.963 (87-90kW)	88-92				05-0177		Ø 23,81	Alu, Exc. 400E, 500E
					54-0016		Ø 23,81	
	88-92				55-0023		Ø 19,05	Alu
220 E (124.022) Eng. M111.960 (110kW)	92-93				05-0177		Ø 23,81	Alu, Exc. 400E, 500E
					54-0017		Ø 23,81	
	92-93				55-0023		Ø 19,05	Alu
230 E (124.023), Kat Eng. M102.982 (97-100kW)	84-6/93				05-0177		Ø 23,81	Alu, Exc. 400E, 500E
					54-0016		Ø 23,81	
	9/89-93				54-0017		Ø 23,81	
					55-0023		Ø 19,05	Alu
250 D (124.125) Eng. OM602.912 (66-69kW)	85-93				05-0177		Ø 23,81	Alu, Exc. 400E, 500E
					54-0016		Ø 23,81	
	85-93				54-0017		Ø 23,81	
					55-0023		Ø 19,05	Alu
250 TD (124.128) Eng. OM602.962 (93kW)	88-93				05-0177		Ø 23,81	Alu, Exc. 400E, 500E
					55-0023		Ø 19,05	Alu
260 E (124.026) Eng. M103.940 (118-122kW)	85-92				05-0177		Ø 23,81	Alu, Exc. 400E, 500E
					54-0016		Ø 23,81	
	85-92				54-0017		Ø 23,81	
					55-0023		Ø 19,05	Alu
260 E 4-matic (124.226) Eng. M103.940 (122kW)	86-89				05-0177		Ø 23,81	Alu, Exc. 400E, 500E
					54-0016		Ø 23,81	
	86-89				54-0017		Ø 23,81	
					55-0023		Ø 19,05	Alu
260 E 4-matic (124.226) Eng. M103.943 (118kW)	86-92				05-0177		Ø 23,81	Alu, Exc. 400E, 500E
					54-0016		Ø 23,81	
	86-92				54-0017		Ø 23,81	
					55-0023		Ø 19,05	Alu
280 E (124.028) Eng. M104.942 (145kW)	92-93				05-0177		Ø 23,81	Alu, Exc. 400E, 500E
					54-0017		Ø 23,81	
	92-93				55-0023		Ø 19,05	Alu
300 D (124.130) Eng. OM603.912 (80-81-83kW)	84-93				05-0177		Ø 23,81	Alu, Exc. 400E, 500E
					54-0016		Ø 23,81	
	84-93				54-0017		Ø 23,81	
					55-0023		Ø 19,05	Alu
300 D 4-matic (124.330) Eng. OM603.913 (80-83kW)	86-6/93				05-0177		Ø 23,81	Alu, Exc. 400E, 500E
					54-0016		Ø 23,81	
	86-93				54-0017		Ø 23,81	
					55-0023		Ø 19,05	Alu

		Spare Parts	F/R	L/R	METELLI ref.		DIMENSIONS mm.	NOTE
300 E 4-matic (124.230) Eng. M103.985 (132kW)	86-93				05-0177		Ø 23,81	Alu, Exc. 400E, 500E
	-89				54-0016		Ø 23,81	
	89-93				54-0017		Ø 23,81	
	86-93				55-0023		Ø 19,05	Alu
300 E, 4-matic (124.030) Eng. M103.980/ 983 (132-138kW)	85-92				05-0177		Ø 23,81	Alu, Exc. 400E, 500E
	-89				54-0016		Ø 23,81	
	89-92				54-0017		Ø 23,81	
	85-92				55-0023		Ø 19,05	Alu
300 E-24 (124.031) Eng. M104.980 (162kW)	88-92				05-0177		Ø 23,81	Alu, Exc. 400E, 500E
	-89				54-0016		Ø 23,81	
	89-92				54-0017		Ø 23,81	
	88-92				55-0023		Ø 19,05	Alu
300 TD, 4-matic (124.333) Eng. OM603.960/ 963 (105-108kW)	86-6/93				05-0177		Ø 23,81	Alu, Exc. 400E, 500E
320 E (124.032) Eng. M104.992 (162kW)	92-93				05-0177		Ø 23,81	Alu, Exc. 400E, 500E
	92-93				54-0017		Ø 23,81	
	92-93				55-0023		Ø 19,05	Alu
400 E 4.2 (124.034) Eng. M119.975 (205kW)	10/92-6/93				05-0176		Ø 25,40/19,05	Alu
500 E (124.036) Eng. M119.974 (240kW)	1/91-				05-0176		Ø 25,40/19,05	Ch -B927760, Alu
<b>T-Model II SW (S124) 9/85-9/89</b>								
200 (124.080) Eng. M102.922 (75-77-80kW)	85-89				05-0177		Ø 23,81	Alu
	85-89				54-0016		Ø 23,81	
	85-89				55-0023		Ø 19,05	Alu
200 (124.081) Eng. M102.963 (87kW)	88-89				05-0177		Ø 23,81	Alu
	88-89				54-0016		Ø 23,81	
	88-89				55-0023		Ø 19,05	Alu
200 D (124.180) Eng. OM601.912 (53-55kW)	85-89				05-0177		Ø 23,81	Alu
	85-89				54-0016		Ø 23,81	
	85-89				55-0023		Ø 19,05	Alu
200 E Eng. M102.962 (90kW)	88-89				54-0016		Ø 23,81	
	88-89				55-0023		Ø 19,05	Alu
230, Kat. (124.083) Eng. M102.982 (97-100kW)	85-89				05-0177		Ø 23,81	Alu
	85-89				54-0016		Ø 23,81	
	89-				54-0017		Ø 23,81	
	85-89				55-0023		Ø 19,05	Alu
250 D (124.185) Eng. OM602.912 (66-69kW)	85-89				05-0177		Ø 23,81	Alu
	85-89				54-0016		Ø 23,81	
	89-				54-0017		Ø 23,81	
	85-89				55-0023		Ø 19,05	Alu
260 FGST. Eng. M103.940 (118-122kW)	85-89				54-0017		Ø 23,81	
300 (124.090) Eng. M103.983 (132-138kW)	86-89				05-0177		Ø 23,81	Alu
	86-89				54-0016		Ø 23,81	
	89-				54-0017		Ø 23,81	
	86-89				55-0023		Ø 19,05	Alu
300 4-matic (124.290) Eng. M103.985 (132-138kW)	86-89				05-0177		Ø 23,81	Alu
	86-89				54-0016		Ø 23,81	
	89-				54-0017		Ø 23,81	
	86-89				55-0023		Ø 19,05	Alu
300 D (124.190) Eng. OM603.912 (80-81-83kW)	86-89				05-0177		Ø 23,81	Alu
	86-89				54-0016		Ø 23,81	
	89-				54-0017		Ø 23,81	
	86-89				55-0023		Ø 19,05	Alu
<b>T-Model II SW (S124) 9/89-6/93</b>								
200 (124.079) Eng. M111.940 (100kW)	92-93				05-0177		Ø 23,81	Alu
	92-93				54-0016		Ø 23,81	
	92-93				55-0023		Ø 19,05	Alu
200 (124.080) Eng. M102.922 (75-77-80kW)	89-90				05-0177		Ø 23,81	Alu
	89-90				54-0016		Ø 23,81	
	89-90				55-0023		Ø 19,05	Alu
200 (124.081) Eng. M102.963 (87kW)	89-92				05-0177		Ø 23,81	Alu
	89-92				54-0016		Ø 23,81	
	89-92				55-0023		Ø 19,05	Alu
200 D (124.180) Eng. OM601.912 (53-55kW)	89-91				05-0177		Ø 23,81	Alu
	89-91				54-0016		Ø 23,81	
	89-91				55-0023		Ø 19,05	Alu

		Spare Parts	F/R	L/R	METELLI ref.		DIMENSIONS mm.	NOTE
220 (124.082) Eng. M111.960 (110kW)	92-93				05-0177		Ø 23,81	Alu
	92-93				54-0017		Ø 23,81	
	92-93				55-0023		Ø 19,05	Alu
230, Kat. (124.083) Eng. M102.982 (97-100kW)	89-92				05-0177		Ø 23,81	Alu
	-89				54-0016		Ø 23,81	
	89-92				54-0017		Ø 23,81	
	89-92				55-0023		Ø 19,05	Alu
250 D (124.185) Eng. OM602.912 (66-69kW)	89-93				05-0177		Ø 23,81	Alu
	-89				54-0016		Ø 23,81	
	89-93				54-0017		Ø 23,81	
	89-93				55-0023		Ø 19,05	Alu
250 TD (124.188) Eng. OM602.962 (90kW)					05-0177		Ø 23,81	Alu
260 FGST. Eng. M103.940 (118-122kW)	89-92				05-0177		Ø 23,81	Alu
	89-92				54-0017		Ø 23,81	
280 (124.088) Eng. M104.942 (145kW)	92-93				05-0177		Ø 23,81	Alu
	92-93				54-0017		Ø 23,81	
	92-93				55-0023		Ø 19,05	Alu
300 (124.090) Eng. M103.983 (132-138kW)	89-93				05-0177		Ø 23,81	Alu
	-89				54-0016		Ø 23,81	
	89-93				54-0017		Ø 23,81	
	89-93				55-0023		Ø 19,05	Alu
300 4-matic (124.290) Eng. M103.985 (132-138kW)	89-93				05-0177		Ø 23,81	Alu
	-89				54-0016		Ø 23,81	
	89-93				54-0017		Ø 23,81	
	89-93				55-0023		Ø 19,05	Alu
300 D (124.190) Eng. OM603.912 (80-81-83kW)	89-93				05-0177		Ø 23,81	Alu
	-89				54-0016		Ø 23,81	
	89-93				54-0017		Ø 23,81	
	89-93				55-0023		Ø 19,05	Alu
300 TD, 4-matic (124.193) Eng. OM603.960 (108kW)					05-0177		Ø 23,81	Alu
300 TD, 4-matic (124.393) Eng. OM603.963 (105kW)					05-0177		Ø 23,81	Alu
300-24 (124.091) Eng. M104.980 (162kW)	89-92				05-0177		Ø 23,81	Alu
	-89				54-0016		Ø 23,81	
	89-92				54-0017		Ø 23,81	
	89-92				55-0023		Ø 19,05	Alu
320 (124.092) Eng. M104.992 (162kW)	92-93				05-0177		Ø 23,81	Alu
	92-93				54-0017		Ø 23,81	
	92-93				55-0023		Ø 19,05	Alu
<b>Vaneo (W414) 2/02-</b>								
1.6 Eng. M166.961 (60kW)	02-				55-0061	Fte	Ø 15,87	Pla, M/T
1.6 Eng. M166.961 (75kW)	02-				55-0061	Fte	Ø 15,87	Pla, M/T
1.7 CDi Eng. OM668.914 (55kW)	02-				55-0061	Fte	Ø 15,87	Pla, M/T
1.7 CDi Eng. OM668.914 (67kW)	02-				55-0061	Fte	Ø 15,87	Pla, M/T
1.9 Eng. M166.991 (92kW)	02-				55-0061	Fte	Ø 15,87	Pla, M/T
<b>Viano (W639) 9/03-</b>								
2.2 CDi (85kW)	05-				05-0550	Bosch	Ø 23,81	Alu
2.2 CDi Eng. OM646.982 (110kW)	03-				05-0550	Bosch	Ø 23,81	Alu
	9/03-				55-0094		Ø 19,05	
2.2 CDi Eng. OM646.982 (80kW)	03-				05-0550	Bosch	Ø 23,81	Alu
	9/03-				55-0094		Ø 19,05	
3.0 CDi Eng. OM642 (150kW)	06-				05-0550	Bosch	Ø 23,81	Alu
	3/06-				55-0094		Ø 19,05	
3.2 Eng. M112.951 (140kW)	03-				05-0550	Bosch	Ø 23,81	Alu
	9/03-				55-0094		Ø 19,05	
3.2 Eng. M112.951 (160kW)	03-				05-0550	Bosch	Ø 23,81	Alu
	9/03-				55-0094		Ø 19,05	
3.5 (190kW)	07-				05-0550	Bosch	Ø 23,81	Alu
3.7 Eng. M112.976 (170kW)	04-				05-0550	Bosch	Ø 23,81	Alu
	6/04-				55-0094		Ø 19,05	
<b>200-300 (BM460) 2/79-</b>								
200	5/86-		R		04-0324		Ø 17,46	Incl. Italy
230 (66-75kW)	2/79-8/85		R		04-0324		Ø 17,46	
240 (90-92kW)	2/79-		R		04-0324		Ø 17,46	
250 (53kW)	8/87-		R		04-0324		Ø 17,46	

		Spare Parts	F/R	L/R	METELLI ref.		DIMENSIONS mm.	NOTE
280 (110-115kW)	2/79-		R		04-0324		Ø 17,46	
300 (65-83kW)	2/79-		R		04-0324		Ø 17,46	
350 TD (100kW)	91-97		R		04-0324		Ø 17,46	
<b>Bus (BM309/310) 1/69-</b>								
2.2 D (44-63kW)	-12/74		F/R		04-0102		Ø 22,20	Ch 000181-
2.3 D (66kW)	1/75-		F/R		04-0102		Ø 22,20	
2.4 D (48kW)	1/75-		F/R		04-0102		Ø 22,20	
3.8 (62kW)	1/69-		F/R		04-0102		Ø 22,20	
<b>MB100 (631) 2/88-12/94</b>								
2.4 D Eng. OM616.963 (41-53-55kW)	88-		R		04-0607		Ø 25,40	
<b>Sprinter I 2-T (901, 902) 2/95-5/06</b>								
208 CDi Eng. OM611.987 (60kW)	00-				05-0617	Trw	Ø 23,81	Ch R400727-, Alu
	4/00-				05-0308	Bosch	Ø 23,81	
					55-0081		Ø 19,05	
208 D Eng. OM601.943 (58-60kW)	2/95-				05-0308	Bosch	Ø 23,81	
	2/95-4/00				55-0081		Ø 19,05	
210 D Eng. OM602.980 (75kW)	97-				05-0308	Bosch	Ø 23,81	
	97-				55-0032	Ate	Ø 19,05	
	1/97-4/00				55-0081		Ø 19,05	
211 CDi Eng. OM611.981 (80kW)	00-				05-0617	Trw	Ø 23,81	Ch R400727-, Alu
	4/00-				05-0308	Bosch	Ø 23,81	
					55-0081		Ø 19,05	
212 D Eng. OM602.980 (90kW)	2/95-				05-0308	Bosch	Ø 23,81	
	2/95-4/00				55-0081		Ø 19,05	
213 CDi Eng. OM611.981 (95kW)	00-				05-0617	Trw	Ø 23,81	Ch R400727-, Alu
	4/00-				05-0308	Bosch	Ø 23,81	
					55-0081		Ø 19,05	
214 Eng. M111.979/ 984 (105kW)	2/95-				05-0308	Bosch	Ø 23,81	
	2/95-				55-0081		Ø 19,05	
214 NGT Eng. M111.984 (92kW)	4/00-				05-0308	Bosch	Ø 23,81	
	4/00-				55-0081		Ø 19,05	
216 CDi Eng. OM612.981 (115kW)	00-				05-0617	Trw	Ø 23,81	Ch R400727-, Alu
	4/00-				05-0308	Bosch	Ø 23,81	
					55-0081		Ø 19,05	
<b>Sprinter I 3-T (903) 2/95-5/06</b>								
308 CDi Eng. OM611.987 (60kW)	00-				05-0617	Trw	Ø 23,81	Ch R400727-, Alu
	4/00-				05-0308	Bosch	Ø 23,81	
					55-0081		Ø 19,05	
308 D 2.3 Eng. OM601.943 (58kW)	2/95-				05-0308	Bosch	Ø 23,81	
	2/95-4/00				55-0081		Ø 19,05	
308 D 2.3 Eng. OM601.943 (60kW)	2/95-				05-0308	Bosch	Ø 23,81	
	2/95-4/00				55-0081		Ø 19,05	
308 E (903.372) (40kW)	00-				05-0308	Bosch	Ø 23,81	
	4/00-				55-0081		Ø 19,05	
310 D 2.9 Eng. OM602.980 (75kW)	2/95-				05-0308	Bosch	Ø 23,81	
	2/95-4/00				55-0081		Ø 19,05	
311 CDi, 4WD Eng. OM611.981 (80kW)	00-				05-0617	Trw	Ø 23,81	Ch R400727-, Alu
	4/00-				05-0308	Bosch	Ø 23,81	
					55-0081		Ø 19,05	
312 D 2.9, 4WD Eng. OM602.980 (90kW)	2/95-				05-0308	Bosch	Ø 23,81	
	2/95-8/02				55-0081		Ø 19,05	
313 CDi, 4WD Eng. OM611.981 (95kW)	00-				05-0617	Trw	Ø 23,81	Ch R400727-, Alu
	4/00-				05-0308	Bosch	Ø 23,81	
					55-0081		Ø 19,05	
314 NGT Eng. M111.984 (92kW)	4/00-				05-0308	Bosch	Ø 23,81	
	4/00-				55-0081		Ø 19,05	

		Spare Parts	F/R	L/R	METELLI ref.		DIMENSIONS mm.	NOTE
314, 4WD Eng. M111.979/ 984 (105kW)	95-				<b>05-0308</b>	Bosch	Ø 23,81	
	2/95-				<b>55-0081</b>		Ø 19,05	
316 CDi, 4WD Eng. OM612.981 (115kW)					<b>05-0617</b>	Trw	Ø 23,81	Ch R400727-, Alu
	00-				<b>05-0308</b>	Bosch	Ø 23,81	
	4/00-				<b>55-0081</b>		Ø 19,05	
<b>Sprinter I 4-T (904) 2/96-5/06</b>								
408 CDi Eng. OM611.987 (60kW)	00-				<b>05-0616</b>	Trw	Ø 25,40	Ch R400727-, Alu
					<b>05-0473</b>	Bosch	Ø 25,40	Ch -A906425, +ABS
	4/00-				<b>55-0081</b>		Ø 19,05	
408 D Eng. OM601.943 (58kW)	-00				<b>05-0473</b>	Bosch	Ø 25,40	Ch P707203-, +ABS
	2/96-				<b>55-0081</b>		Ø 19,05	
410 D, 4WD Eng. OM602.980 (75kW)	-00				<b>05-0473</b>	Bosch	Ø 25,40	Ch P707203-, +ABS
	5/97-				<b>55-0081</b>		Ø 19,05	
411 CDi, 4WD Eng. OM611.981 (80kW)	00-				<b>05-0616</b>	Trw	Ø 25,40	Ch R400727-, Alu
					<b>05-0473</b>	Bosch	Ø 25,40	Ch -A906425, +ABS
	4/00-				<b>55-0081</b>		Ø 19,05	
412 D, 4WD Eng. OM602.980 (85kW)	-00				<b>05-0473</b>	Bosch	Ø 25,40	Ch P707203-, +ABS
	2/96-				<b>55-0081</b>		Ø 19,05	
412 D, 4WD Eng. OM602.980 (90kW)	-00				<b>05-0473</b>	Bosch	Ø 25,40	Ch P707203-, +ABS
	2/96-				<b>55-0081</b>		Ø 19,05	
413 CDi, 4WD Eng. OM611.981 (95kW)					<b>05-0616</b>	Trw	Ø 25,40	Ch R400727-, Alu
	00-				<b>05-0473</b>	Bosch	Ø 25,40	Ch -A906425, +ABS
	4/00-				<b>55-0081</b>		Ø 19,05	
414, 4WD Eng. M111.979/ 984 (105kW)	-00				<b>05-0473</b>	Bosch	Ø 25,40	Ch P707203-, +ABS
	2/96-				<b>55-0081</b>		Ø 19,05	
416 CDi, 4WD Eng. OM612.981 (115kW)					<b>05-0616</b>	Trw	Ø 25,40	Ch R400727-, Alu
	00-				<b>05-0473</b>	Bosch	Ø 25,40	Ch -A906425, +ABS
	4/00-				<b>55-0081</b>		Ø 19,05	
<b>Sprinter I 6-T (905) 4/01-5/06</b>								
616 CDi Eng. OM612.981 (115kW)	4/01-				<b>55-0081</b>		Ø 19,05	
<b>Sprinter II 3-T (906) 6/06-</b>								
209 CDi Eng. OM646.DELA (65kW)	06-				<b>05-0752</b>	Bosch	Ø 25,40	Alu
211 CDi Eng. OM646.DELA (80kW)	06-				<b>05-0752</b>	Bosch	Ø 25,40	Alu
213 CDi Eng. OM646.DELA (95kW)	06-				<b>05-0752</b>	Bosch	Ø 25,40	Alu
215 CDi Eng. OM646.DELA (110kW)	06-				<b>05-0752</b>	Bosch	Ø 25,40	Alu
218 CDi Eng. OM642.DELA (135kW)	06-				<b>05-0752</b>	Bosch	Ø 25,40	Alu
224 Eng. M272.E35 (190kW)	06-				<b>05-0752</b>	Bosch	Ø 25,40	Alu
<b>Sprinter II 3,5-T (906) 6/06-</b>								
309 CDi Eng. OM646.DELA (65kW)	06-				<b>05-0752</b>	Bosch	Ø 25,40	Alu
311 CDi Eng. OM646.DELA (80kW)	06-				<b>05-0752</b>	Bosch	Ø 25,40	Alu
313 CDi Eng. OM646.DELA (95kW)	06-				<b>05-0752</b>	Bosch	Ø 25,40	Alu
315 CDi Eng. OM646.DELA (110kW)	06-				<b>05-0752</b>	Bosch	Ø 25,40	Alu
318 CDi Eng. OM642.DELA (135kW)	06-				<b>05-0752</b>	Bosch	Ø 25,40	Alu
324 Eng. M272.E35 (190kW)	06-				<b>05-0752</b>	Bosch	Ø 25,40	Alu
<b>Trasporter (BM309) 1/68-</b>								
L406	1/68-12/75		F/R		<b>04-0102</b>		Ø 22,20	
	-75				<b>54-0018</b>		Ø 23,81	Ch 285632-
	-75				<b>55-0022</b>		Ø 19,05	Ch 285632-
L407 D	1/75-		F/R		<b>04-0102</b>		Ø 22,20	
	75-				<b>54-0018</b>		Ø 23,81	
	75-				<b>55-0022</b>		Ø 19,05	
L408G, DG	1/68-12/75		F/R		<b>04-0102</b>		Ø 22,20	
	-75				<b>54-0018</b>		Ø 23,81	Ch 285632-
	-75				<b>55-0022</b>		Ø 19,05	Ch 285632-
L409	1/75-12/82		F/R		<b>04-0102</b>		Ø 22,20	
	75-82				<b>54-0018</b>		Ø 23,81	
	75-82				<b>55-0022</b>		Ø 19,05	
L410	1/82-		F/R		<b>04-0102</b>		Ø 22,20	
	82-				<b>54-0018</b>		Ø 23,81	
	82-				<b>55-0022</b>		Ø 19,05	
L508 D	1/68-12/75		F/R		<b>04-0102</b>		Ø 22,20	
	-75				<b>54-0018</b>		Ø 23,81	
	-75				<b>55-0022</b>		Ø 19,05	

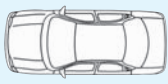






















		Spare Parts	F/R	L/R	METELLI ref.		DIMENSIONS mm.	NOTE
<b>Trasporter (BM310) 1/68-</b>								
507 D	3/86-				54-0018		Ø 23,81	
508 D, DK	5/90-				54-0018		Ø 23,81	
510	3/86-				54-0018		Ø 23,81	
L608 D	1/68-		F/R		04-0102		Ø 22,20	Exc. VA 730.506/ .600
					55-0022		Ø 19,05	Ch 285632-
LF508 D	1/78-		F/R		04-0102		Ø 22,20	
	78-				55-0022		Ø 19,05	
LF608 D	1/82-		F/R		04-0102		Ø 22,20	
	82-				55-0022		Ø 19,05	
LT608 D	79-				55-0022		Ø 19,05	
<b>Trasporter (BM313) 1/77-</b>								
L613 D	77-				55-0022		Ø 19,05	
L614 D	77-				55-0022		Ø 19,05	
<b>Trasporter (BM601) 5/77-1/95</b>								
207 D Eng. OM616.917 (48kW)	5/77-		R		04-0581		Ø 15,87	
					55-0032	Ate	Ø 19,05	Ch 547855- / 232363-499999
207 D Eng. OM616.937/ 939 (53kW)	82-90		R		04-0581		Ø 15,87	
					55-0032	Ate	Ø 19,05	Ch 547855- / 232363-499999
208 Eng. M115.955/ 972 (63kW)	5/77-		R		04-0581		Ø 15,87	
					55-0032	Ate	Ø 19,05	Ch 547855- / 232363-499999
208 D Eng. OM601.940 (58-60kW)	9/88-		R		04-0581		Ø 15,87	
	1/89-95				55-0032	Ate	Ø 19,05	
209 D Eng. OM617.913 (65kW)	5/77-		R		04-0581		Ø 15,87	
	83-12/88				55-0032	Ate	Ø 19,05	
210 Eng. M102.945 (70-77kW)	5/77-		R		04-0581		Ø 15,87	
	8/82-95				55-0032	Ate	Ø 19,05	
210 D Eng. OM602.940 (70-72kW)	88-95		R		04-0581		Ø 15,87	
	1/89-95				55-0032	Ate	Ø 19,05	
<b>Trasporter (BM602) 5/77-1/95</b>								
307 D Eng. OM616.937/939 (53kW)	5/77-		R		04-0581		Ø 15,87	
					55-0032	Ate	Ø 19,05	Ch 547855- / 232363-499999
308 (57-62kW)	5/77-		R		04-0581		Ø 15,87	
					55-0032	Ate	Ø 19,05	Ch 547855- / 232363-499999
308 D Eng. OM601.940 (58-60kW)	9/88-		R		04-0581		Ø 15,87	
	1/89-95				55-0032	Ate	Ø 19,05	
309 D Eng. OM617.913 (65kW)	5/77-		R		04-0581		Ø 15,87	
	83-12/88				55-0032	Ate	Ø 19,05	
310 (69-77kW)	5/77-		R		04-0581		Ø 15,87	
	8/82-95				55-0032	Ate	Ø 19,05	
310 D Eng. OM601.940 (70-72kW)	9/88-		R		04-0581		Ø 15,87	
	1/89-95				55-0032	Ate	Ø 19,05	
<b>Trasporter (BM605) 1/73-4/77</b>								
L206 DG	1/73-4/77		R		04-0456		Ø 22,20	
L207	1/73-4/77		R		04-0456		Ø 22,20	
<b>Trasporter (BM606) 1/77-4/77</b>								
L306 DG			R		04-0456		Ø 22,20	
L307			R		04-0456		Ø 22,20	
<b>Trasporter (BM607) 1/72-12/73</b>								
L206 D	1/72-12/73		R		04-0456		Ø 22,20	Incl. 270Q
<b>Trasporter (BM608) 1/72-</b>								
L306 D	1/72-12/73		R		04-0456		Ø 22,20	Exc. 400 Q
L309 D	77-		F/R		04-0103		Ø 23,81	
<b>Trasporter (BM611) 6/73-1/95</b>								
407 D Eng. OM616.910/ 917 (52-64kW)	6/81-		R		04-0748		Ø 22,20	
					55-0032	Ate	Ø 19,05	Ch 547855-
408 D Eng. OM601.940 (57-59kW)	10/88-		R		04-0748		Ø 22,20	
	10/89-95				55-0032	Ate	Ø 19,05	
409 D Eng. OM617.913 (52-64kW)	6/81-		R		04-0748		Ø 22,20	
					55-0032	Ate	Ø 19,05	Ch 547855-
410 (67-69-77kW)	6/81-		R		04-0748		Ø 22,20	
					55-0032	Ate	Ø 19,05	Ch 556500-
410 D Eng. OM601.940 (70-72kW)	11/88-		R		04-0748		Ø 22,20	
	89-95				55-0032	Ate	Ø 19,05	

			Spare Parts	F/R	L/R	METELLI ref.		DIMENSIONS mm.	NOTE
<b>Vito I (638) 3/97-8/03</b>									
108 CDi 2.2 Eng. OM611A (60kW)	99-					05-0298		Ø 23,81	+ABS
	99-					05-0299		Ø 23,81	-ABS
	3/99-					55-0081		Ø 19,05	
108 D 2.3 (638.064) Eng. OM601.942 (58kW)	97-					05-0298		Ø 23,81	+ABS
	97-					05-0299		Ø 23,81	-ABS
	3/97-					54-0066		Ø 22,20	
	3/97-					55-0081		Ø 19,05	
110 CDi 2.2 Eng. OM611LA (75kW)	99-					05-0298		Ø 23,81	+ABS
	99-					05-0299		Ø 23,81	-ABS
	3/99-					55-0081		Ø 19,05	
110 D 2.3 (638.074) Eng. OM601.970 (72kW)	97-					05-0298		Ø 23,81	+ABS
	97-					05-0299		Ø 23,81	-ABS
	3/97-					54-0066		Ø 22,20	
	3/97-					55-0081		Ø 19,05	
112 CDi 2.2 Eng. OM611.980 (90kW)	3/99-					05-0298		Ø 23,81	+ABS
	3/99-					05-0299		Ø 23,81	-ABS
	3/99-					55-0081		Ø 19,05	
113 2.0 (638.014) Eng. M111.948 (95kW)	97-					05-0298		Ø 23,81	+ABS
	97-					05-0299		Ø 23,81	-ABS
	3/97-					54-0066		Ø 22,20	
	3/97-					55-0081		Ø 19,05	
114 2.3 (638.034) Eng. M111.978 (105kW)	97-					05-0298		Ø 23,81	+ABS
	97-					05-0299		Ø 23,81	-ABS
	3/97-					54-0066		Ø 22,20	
	3/97-					55-0081		Ø 19,05	
<b>Vito II (639) 9/03-</b>									
109 CDi 2.2 Eng. OM646.980 (70kW)	07-					05-0550	Bosch	Ø 23,81	Alu
	9/07-					55-0094		Ø 19,05	
109 CDi 2.2 Eng. OM646.982 (65kW)	03-					05-0550	Bosch	Ø 23,81	Alu
	9/03-					55-0094		Ø 19,05	
111 CDi 2.2 Eng. OM646.980 (85kW)	07-					05-0550	Bosch	Ø 23,81	Alu
111 CDi 2.2 Eng. OM646.982 (80kW)	03-					05-0550	Bosch	Ø 23,81	Alu
	9/03-					55-0094		Ø 19,05	
115 CDi 2.2 Eng. OM646.982 (110kW)	03-					05-0550	Bosch	Ø 23,81	Alu
	9/03-					55-0094		Ø 19,05	
119 Eng. M112.951 (140kW)	03-					05-0550	Bosch	Ø 23,81	Alu
	9/03-					55-0094		Ø 19,05	
120 CDi Eng. OM642.990 (150kW)	03-					05-0550	Bosch	Ø 23,81	Alu
122 3.2 Eng. M112.951 (160kW)	03-					05-0550	Bosch	Ø 23,81	Alu
	9/03-					55-0094		Ø 19,05	
123 Eng. M112.976 (170kW)	04-					05-0550	Bosch	Ø 23,81	Alu
	6/04-					55-0094		Ø 19,05	
126 Eng. M272.E35 (190kW)	07-					05-0550	Bosch	Ø 23,81	Alu




























MINI
























<b>Mini Cabrio 7/04-</b>									
1.6 Cooper Eng. W10B16A (85kW)	7/04-					54-0059		Ø 20,64	Alu
	7/04-					55-0086		Ø 19,05	
1.6 Cooper S Eng. W11B16A (125kW)	-6/04					54-0065		Ø 23,81	
	7/04-					55-0086		Ø 19,05	
1.6 One Eng. W10B16A (66kW)	7/04-					54-0059		Ø 20,64	Alu
	7/04-					55-0086		Ø 19,05	
1.6 Works Eng. W11B16AW (155kW)	10/05-2/07					54-0059		Ø 20,64	Alu
	10/05-2/07					55-0086		Ø 19,05	
<b>Mini I 6/01-10/06</b>									
1.4 One D Eng. 1ND/W17 (65kW)	9/05-					05-0484	Ate	Ø 22,20	Alu, +ASC, +TC
	-6/04					54-0065		Ø 23,81	
	9/05-					55-0086		Ø 19,05	
1.4 One D Eng. W17 (55kW)	6/03-					05-0436	Ate	Ø 22,20	Alu, +DSC
	6/03-					05-0484	Ate	Ø 22,20	Alu, +ASC, +TC
	-6/04					54-0065		Ø 23,81	
	6/03-9/05					55-0086		Ø 19,05	

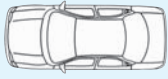
































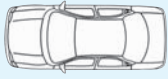




























		Spare Parts	F/R	L/R	METELLI ref.		DIMENSIONS mm.	NOTE
1.6 Cooper Eng. W10B16A (85kW)	6/01-				<b>05-0436</b>	Ate	Ø 22,20	Alu, +DSC
	-6/04				<b>54-0065</b>		Ø 23,81	
	7/04-				<b>54-0059</b>		Ø 20,64	Alu
	6/01-				<b>55-0086</b>		Ø 19,05	
1.6 Cooper S Eng. W11B16A (120kW)	3/02-				<b>05-0436</b>	Ate	Ø 22,20	Alu, +DSC
	-6/04				<b>54-0065</b>		Ø 23,81	
	3/02-				<b>55-0086</b>		Ø 19,05	
1.6 Cooper S Eng. W11B16A (125kW)	3/02-				<b>05-0436</b>	Ate	Ø 22,20	Alu, +DSC
	-6/04				<b>54-0065</b>		Ø 23,81	
	7/04-				<b>55-0086</b>		Ø 19,05	
1.6 Cooper Works Eng. W11B16A (155kW)	3/02-				<b>05-0436</b>	Ate	Ø 22,20	Alu, +DSC
	-04				<b>54-0065</b>		Ø 23,81	
	11/03-				<b>55-0086</b>		Ø 19,05	
1.6 One Eng. W10B16A (66kW)	6/01-				<b>05-0436</b>	Ate	Ø 22,20	Alu, +DSC
	-6/04				<b>54-0065</b>		Ø 23,81	
	7/04-				<b>54-0059</b>		Ø 20,64	Alu
	6/01-				<b>55-0086</b>		Ø 19,05	
<b>Mini II 11/06-</b>								
1.4 One Eng. N12B14A (70kW)	07-				<b>05-0746</b>	Trw	Ø 23,81	Alu
1.6 Cooper Eng. N12B16A (88kW)	06-				<b>05-0746</b>	Trw	Ø 23,81	Alu
1.6 Cooper D Eng. 9HZ (80kW)	07-				<b>05-0746</b>	Trw	Ø 23,81	Alu
1.6 Cooper S Eng. N14B16A (128kW)	06-				<b>05-0746</b>	Trw	Ø 23,81	Alu
<b>Mini II SW/Clubman 11/07-</b>								
1.6 Cooper Eng. N12B16A (88kW)	07-				<b>05-0746</b>	Trw	Ø 23,81	Alu
1.6 Cooper D Eng. 9HZ (80kW)	07-				<b>05-0746</b>	Trw	Ø 23,81	Alu
1.6 Cooper S Eng. N14B16A (128kW)	07-				<b>05-0746</b>	Trw	Ø 23,81	Alu

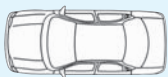

























## MITSUBISHI

<b>Carisma (DA) 7/95-</b>								
1.6 Eng. 4G92 (66kW)	95-		R		<b>04-0853</b>		Ø 19,05	
	95-				<b>05-0348</b>	Bosch	Ø 22,20	Alu
1.6 Eng. 4G92 (70-73kW)	97-		R		<b>04-0853</b>		Ø 19,05	
1.6 Eng. 4G92 (76kW)	00-		R		<b>04-0932</b>		Ø 19,05	
1.8 Eng. 4G93 (85kW)	95-		R		<b>04-0932</b>		Ø 19,05	
	7/95-				<b>05-0348</b>	Bosch	Ø 22,20	Alu
1.8 16v Eng. 4G93 (103kW)	95-		R		<b>04-0932</b>		Ø 19,05	
1.8 GDi Eng. 4G93(GDI) (90kW)	00-		R		<b>04-0853</b>		Ø 19,05	
1.8 GDi Eng. 4G93(GDI) (92kW)	97-		R		<b>04-0853</b>		Ø 19,05	
1.9 DI-D Eng. F9Q1 (75kW)	00-		R		<b>04-0932</b>		Ø 19,05	
1.9 DI-D Eng. F9Q2 (85kW)	00-		R		<b>04-0932</b>		Ø 19,05	
1.9 TD Eng. F8QT (66kW)	96-00		R		<b>04-0853</b>		Ø 19,05	
<b>Celeste (A7) 10/75-6/81</b>								
1.6 (A73) Eng. 4G32 (55kW)	77-81		R	L	<b>04-0134</b>		Ø 19,05	
	77-81		R	R	<b>04-0133</b>		Ø 19,05	
2.0 GSR (A78) Eng. 4G52 (66-72-79kW)	75-81		R	L	<b>04-0134</b>		Ø 19,05	
	75-81		R	R	<b>04-0133</b>		Ø 19,05	
<b>Colt I (A15A)/ Champ 12/69-1/84</b>								
1.2 (A151A) Eng. 4G11 (40kW)	78-1/84		R		<b>04-0132</b>		Ø 19,05	Europe
1.4 (A152A) Eng. 4G12 (51kW)	79-84		R		<b>04-0132</b>		Ø 19,05	Europe
1.4 T. (A152A) Eng. 4G12 (77kW)	81-84		R		<b>04-0132</b>		Ø 19,05	Europe
<b>Colt II (C1A)/ Champ 2/84-4/88</b>								
1.2 (C15A) Eng. 4G16 (40-44kW)	2/84-8/88		R		<b>04-0132</b>		Ø 19,05	Europe
1.3 (C11A) Eng. G13B (49-56kW)	86-88		R		<b>04-0132</b>		Ø 19,05	Europe, LHD
1.5 (C12A) Eng. 4G15 (55kW)	2/84-8/88		R		<b>04-0132</b>		Ø 19,05	Europe
1.5 (C12A) Eng. G15B (51kW)	85-88		R		<b>04-0132</b>		Ø 19,05	Europe
1.6 T. ECi (C13A) Eng. 4G32T-C (92kW)	2/84-8/88		R		<b>04-0132</b>		Ø 19,05	Europe
1.8 D (C14A) Eng. 4D65 (44kW)	2/84-8/88		R		<b>04-0132</b>		Ø 19,05	Europe
<b>Colt III (C5A) 4/88-5/92</b>								
1.3 Eng. 4G13 (44kW)	88-90		R		<b>04-0132</b>		Ø 19,05	
1.3 (C51A) Eng. 4G13 (51kW)	89-90		R		<b>04-0132</b>		Ø 19,05	
	90-92		R		<b>04-0931</b>		Ø 19,05	
1.3 12v (C51A) Eng. 4G13 (55kW)	90-92		R		<b>04-0931</b>		Ø 19,05	
1.5 (C52A) Eng. 4G15 (62kW)	88-90		R		<b>04-0132</b>		Ø 19,05	
	90-92		R		<b>04-0931</b>		Ø 19,05	











		Spare Parts	F/R	L/R	METELLI ref.		DIMENSIONS mm.	NOTE
1.5 (C52A) Eng. 4G15 (66kW)	88-90		R		04-0132		Ø 19,05	
	90-92		R		04-0931		Ø 19,05	
1.8 D GLX (C54A) Eng. 4D65 (44kW)	89-90		R		04-0132		Ø 19,05	
	90-92		R		04-0931		Ø 19,05	
<b>Colt IV (CAA) 4/92-4/96</b>								
1.3 12v (CA1A) Eng. G13(BJ90-92/ 12V) (55kW)	92-96		R		04-0931		Ø 19,05	
1.5 Eng. 4G15 (66kW)	94-96		R		04-0931		Ø 19,05	
	94-96				05-0337	Nabco	Ø 23,81	Alu
1.6 16v (CA4A) Eng. 4G92 (66-70-73-83kW)	92-96		R		04-0931		Ø 19,05	
	92-96				05-0337	Nabco	Ø 23,81	Alu
1.8 GTi 16v (CA5A) Eng. 4G93 (103kW)	92-96		R		04-0769		Ø 17,46	
	92-96				05-0337	Nabco	Ø 23,81	Alu
<b>Colt V (CJA) 11/95-6/04</b>								
1.3 12v (CJ1A) Eng. 4G13 (55kW)	5/96-9/00		R		04-0931		Ø 19,05	
1.3 16v Eng. 4G13(16v) (60-61-63kW)	9/00-6/04		R		04-0931		Ø 19,05	
1.5 16v (CJ2A) Eng. 4G15(16v) (69kW)	11/95-6/04		R		04-0931		Ø 19,05	
1.6 Eng. 4G92 (76kW)	9/00-6/04		R		04-0931		Ø 19,05	
1.6 (CJ4A) Eng. 4G92 (66-70-73-83kW)	5/96-9/00		R		04-0931		Ø 19,05	-ABS
	96-00		R		04-0769		Ø 17,46	+ABS
	5/96-00				05-0337	Nabco	Ø 23,81	Alu
<b>Colt VI (CZ) 6/04-2/09</b>								
1.1 12v Eng. 3A91 (55kW)	04-		R		04-0961		Ø 19,05	Alu
1.3 16v Eng. 4A90 (70kW)	04-		R		04-0961		Ø 19,05	Alu
1.5 Di-D Eng. OM636.939 (50kW)	04-		R		04-0961		Ø 19,05	Alu
1.5 Di-D HP Eng. OM639.939 (70kW)	04-		R		04-0961		Ø 19,05	Alu
<b>Cordia (A21A) 10/82-12/86</b>								
1.6 (A212A) Eng. 4G32 (55kW)	82-85		R		04-0132		Ø 19,05	
	85-86		R		04-0662		Ø 17,46	
	85-86		R		04-0133		Ø 19,05	4WD
1.6 T. (A212A) Eng. 4G32T (84-85kW)	82-85		R		04-0132		Ø 19,05	
	85-86		R		04-0662		Ø 17,46	
	85-86		R		04-0133		Ø 19,05	4WD
1.8 (A215A) Eng. 4G37 (66kW)	10/86-		R		04-0662		Ø 17,46	
	10/86-		R		04-0133		Ø 19,05	4WD
1.8 T. Eci (A213A) Eng. 4G62T(ECI) (100kW)	84-85		R		04-0132		Ø 19,05	
	85-86		R		04-0662		Ø 17,46	
	85-86		R		04-0133		Ø 19,05	4WD
<b>Galant I (A12) 1/69-12/82</b>								
1.6, SW Eng. 4G32 (55kW)	77-80		R	L	04-0134		Ø 19,05	
	77-80		R	R	04-0133		Ø 19,05	
2.0, SW Eng. 4G52 (66-72-85kW)	77-80		R	L	04-0134		Ø 19,05	
	77-80		R	R	04-0133		Ø 19,05	
<b>Galant II (A16/V), SW 9/80-5/84</b>								
1.6 (A161A) Eng. 4G32 (55kW)	80-84		R	L	04-0192		Ø 20,64	
	80-84		R	R	04-0193		Ø 20,64	
2.0 (A163) Eng. 4G63 (75-82-106-110kW)	80-84		R	L	04-0192		Ø 20,64	
	80-84		R	R	04-0193		Ø 20,64	
2.3 TD (A167) Eng. 4D55T (62kW)	80-84		R	L	04-0192		Ø 20,64	
	80-84		R	R	04-0193		Ø 20,64	
<b>Galant III (E1A) 6/84-12/87</b>								
1.6 (E11A) Eng. 4G32 (55kW)	84-87		R		04-0662		Ø 17,46	
1.8 TD (E14A) Eng. 4D65T (60kW)	84-87		R		04-0662		Ø 17,46	
<b>Galant IV (E3A) 11/87-10/92</b>								
1.6 (E31A) Eng. 4G32B (60kW)	88-89		R		04-0662		Ø 17,46	
1.8 (E32A) Eng. 4G37 (63-66kW)	1/90-		R		04-0769		Ø 17,46	
	87-89		R		04-0662		Ø 17,46	
1.8 D (E34A) Eng. 4D65 (55kW)	1/90-10/92		R		04-0769		Ø 17,46	
	88-89		R		04-0662		Ø 17,46	
<b>L200 II (KT) 11/86-8/96</b>								
2.5 D, 4WD (K24T/K14T/K64T) Eng. 4D56 (51kW)	11/86-		R	L	04-0633		Ø 22,22	
	11/86-		R	L	04-0664		Ø 23,81	
	11/86-		R	R	04-0632		Ø 22,22	
	11/86-		R	R	04-0665		Ø 23,81	

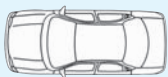







		Spare Parts	F/R	L/R	METELLI ref.		DIMENSIONS mm.	NOTE
2.6 4WD (K33T) Eng. G54B (76kW)	89-95		R	L	<b>04-0633</b>		Ø 22,22	
	89-95		R	R	<b>04-0632</b>		Ø 22,22	
<b>L200 III 6/96-5/06</b>								
2.0 (K62T) Eng. 4G63 (90kW)	96-		R	L	<b>04-0633</b>		Ø 22,22	
	96-		R	L	<b>04-0664</b>		Ø 23,81	
	96-		R	R	<b>04-0632</b>		Ø 22,22	
	96-		R	R	<b>04-0665</b>		Ø 23,81	
<b>Lancer (A7) 1/74-9/79</b>								
1.2 (A71) Eng. 4G11 (40kW)	74-79		R	L	<b>04-0134</b>		Ø 19,05	Front Disc Brake
	74-79		R	L	<b>04-0192</b>		Ø 20,64	Front Drum Brake
	74-79		R	R	<b>04-0133</b>		Ø 19,05	Front Disc Brake
	74-79		R	R	<b>04-0193</b>		Ø 20,64	Front Drum Brake
1.4 (A72) Eng. 4G12 (50kW)	74-79		R	L	<b>04-0134</b>		Ø 19,05	Front Disc Brake
	74-79		R	L	<b>04-0192</b>		Ø 20,64	Front Drum Brake
	74-79		R	R	<b>04-0133</b>		Ø 19,05	Front Disc Brake
	74-79		R	R	<b>04-0193</b>		Ø 20,64	Front Drum Brake
<b>Lancer I (A17) / Mirage 9/69-2/83</b>								
1.2 (A171) Eng. 4G11 (40kW)	80-81		R	L	<b>04-0192</b>		Ø 20,64	
	80-81		R	R	<b>04-0193</b>		Ø 20,64	
1.4 (A172) Eng. 4G12 (50-77kW)	82-83		R		<b>04-0132</b>		Ø 19,05	
	79-82		R	L	<b>04-0134</b>		Ø 19,05	
	79-82		R	R	<b>04-0133</b>		Ø 19,05	
1.6 (A174) Eng. 4G32GS (60-62kW)	79-83		R	L	<b>04-0134</b>		Ø 19,05	
	79-83		R	L	<b>04-0192</b>		Ø 20,64	Rear Drum Brake
	79-83		R	R	<b>04-0133</b>		Ø 19,05	
	79-83		R	R	<b>04-0193</b>		Ø 20,64	Rear Drum Brake
<b>Lancer II F (A17) / Mirage 3/83-1/84</b>								
1.2 (A171) Eng. 4G11 (40kW)	83-84		R		<b>04-0132</b>		Ø 19,05	
1.4 (A172) Eng. 4G12 (50kW)	83-84		R		<b>04-0132</b>		Ø 19,05	
1.4 T. Eng. 4G12 (77kW)	83-84		R		<b>04-0132</b>		Ø 19,05	
<b>Lancer III (C1A, C6A) / Mirage 11/83-6/92</b>								
1.2 (C15AS/C65A) Eng. 4G16 (40-44kW)	2/84-8/88		R		<b>04-0132</b>		Ø 19,05	
1.5 (C12AS) Eng. 4G15 (55-62-66kW)	83-88		R		<b>04-0473</b>		Ø 20,64	
1.5 (C12AS) Eng. G15B (51kW)	85-89		R		<b>04-0132</b>		Ø 19,05	
1.8 D (C14AS) Eng. 4D65 (44kW)	84-88		R		<b>04-0132</b>		Ø 19,05	
	88-92		R		<b>04-0473</b>		Ø 20,64	
<b>Lancer III (C1V, C3V) SW / Mirage 1/84-6/92</b>								
1.5 (C12V) Eng. G15B (51kW)	85-89		R		<b>04-0132</b>		Ø 19,05	
1.5 12v (C12V) Eng. 4G15(12v) (66kW)	90-91		R		<b>04-0473</b>		Ø 20,64	
1.8 D (C14V) Eng. 4D65 (44kW)	2/84-8/88		R		<b>04-0132</b>		Ø 19,05	
	88-92		R		<b>04-0473</b>		Ø 20,64	
<b>Lancer IV (C6A, C7A) / Mirage 4/88-5/94</b>								
1.3 (C61A) Eng. 4G13 (44-51kW)	6/88-90		R		<b>04-0132</b>		Ø 19,05	
	90-92		R		<b>04-0931</b>		Ø 19,05	
1.3 12v (C61A) Eng. 4G13 (55kW)	92-94		R		<b>04-0931</b>		Ø 19,05	
1.5 Eng. 4G15 (62kW)	88-92		R		<b>04-0132</b>		Ø 19,05	
1.5 12v (C62A) Eng. 4G15(12v) (61-62-66kW)	88-90		R		<b>04-0132</b>		Ø 19,05	
	90-92		R		<b>04-0931</b>		Ø 19,05	
1.6 16v (C66A) Eng. 4G92 (66-70-73-83kW)	92-94		R		<b>04-0931</b>		Ø 19,05	
1.8 4WD (C77A) Eng. 4G37 (71kW)	89-92		R		<b>04-0931</b>		Ø 19,05	
1.8 D (C64A) Eng. 4D65 (44kW)	88-90		R		<b>04-0132</b>		Ø 19,05	
	90-92		R		<b>04-0931</b>		Ø 19,05	
<b>Lancer V (CB/DA) / Mirage 6/92-11/95</b>								
1.3 12v (CB1A) Eng. G13(BJ90-92/ 12V) (55-56kW)	92-95		R		<b>04-0931</b>		Ø 19,05	
1.6 16v, 4WD (CB/CD4A) Eng. 4G92 (66-70-73-83kW)	92-95		R		<b>04-0769</b>		Ø 17,46	
	92-95		R		<b>04-0662</b>		Ø 17,46	4WD
2.0 D (CB8A) Eng. 4D68 (50kW)	5/92-		R		<b>04-0769</b>		Ø 17,46	+ABS
<b>Lancer V (CB/DA) / Mirage SW 6/92-11/95</b>								
1.6 16v, 4WD (CB/CD4W) Eng. 4G92 (66-70-73-83kW)	92-95		R		<b>04-0132</b>		Ø 19,05	4WD
	92-95		R		<b>04-0931</b>		Ø 19,05	Exc. 4WD
	92-95				<b>05-0337</b>	Nabco	Ø 23,81	Alu
2.0 D (CB8W) Eng. 4D68 (50kW)	92-95		R		<b>04-0931</b>		Ø 19,05	
	92-95				<b>05-0337</b>	Nabco	Ø 23,81	Alu

				Spare Parts	F/R	L/R	METELLI ref.		DIMENSIONS mm.	NOTE
<b>Lancer VI (CK/PA) 12/95-12/07</b>										
1.3 12v (CK1A) Eng. 4G13 (55kW)	95-		R				04-0931		Ø 19,05	
1.5 16v (CK2A) Eng. 4G15(16v) (69kW)	95-		R				04-0931		Ø 19,05	
1.6 16v (CK4A) Eng. 4G92 (66-70-73-83kW)	95-		R				04-0769		Ø 17,46	+ABS
	95-		R				04-0931		Ø 19,05	-ABS
<b>Montero 1/82-1/91</b>										
2.5 D Eng. 4D56 (51kW)	82-87		R	L			04-0447		Ø 20,64	
	87-91		R	L			04-0633		Ø 22,22	
	82-87		R	R			04-0446		Ø 20,64	
	87-91		R	R			04-0632		Ø 22,22	
2.5 TD Eng. 4D56 (51kW)	82-87		R	L			04-0447		Ø 20,64	
	87-91		R	L			04-0633		Ø 22,22	
	82-87		R	R			04-0446		Ø 20,64	
	87-91		R	R			04-0632		Ø 22,22	
<b>Pajero I (L04G, L14G) 12/82-12/91</b>										
2.3 TD (L043G, L048G) Eng. 4D56T (62kW)	82-86		R	L			04-0447		Ø 20,64	
	82-86		R	R			04-0446		Ø 20,64	
2.5 TD (L044G, L049G) Eng. 4D56T (62-64-70kW)	86-89		R	L			04-0447		Ø 20,64	
	89-91		R	L			04-0633		Ø 22,22	
	86-89		R	R			04-0446		Ø 20,64	
2.6 (L042G, L047G) Eng. 4G54 (76kW)	1/83-5/87		R	L			04-0447		Ø 20,64	
	1/83-5/87		R	R			04-0446		Ø 20,64	
3.0 V6 (L141G, L146G) Eng. 6G72 (104-110-125-130-151-210kW)	88-90		R	L			04-0633		Ø 22,22	
	88-90		R	R			04-0632		Ø 22,22	
<b>Precis 1/83-1/94</b>										
All models	1/89-12/89		R				04-0392		Ø 19,05	
	83-12/88		R				04-0132		Ø 19,05	
	90-		R				04-0393		Ø 20,64	
<b>Sapporo I (A12) 4/78-7/80</b>										
1.6 (A121) Eng. 4G32 (55kW)	78-80		R	L			04-0134		Ø 19,05	
	78-80		R	R			04-0133		Ø 19,05	
<b>Sapporo II (A16A) 8/80-9/84</b>										
1.6 (A161A) Eng. 4G32 (55kW)	80-84		R	L			04-0192		Ø 20,64	
	80-84		R	R			04-0193		Ø 20,64	
2.0 GSR (A164A) Eng. 4G63 (75-82-106-110kW)	80-84		R	L			04-0192		Ø 20,64	
	80-84		R	R			04-0193		Ø 20,64	
2.3 TD (A167) Eng. 4D56T (62kW)	80-84		R	L			04-0192		Ø 20,64	
	80-84		R	R			04-0193		Ø 20,64	
<b>Shogun 1/83-1/87</b>										
2.3 TD Eng. 4D56T (62kW)	83-87		R	L			04-0447		Ø 20,64	
	83-87		R	R			04-0446		Ø 20,64	
2.5 TD Eng. 4D56T (62-64-70kW)	83-87		R	L			04-0447		Ø 20,64	
	83-87		R	R			04-0446		Ø 20,64	
2.6 Eng. 4G54 (76kW)	83-87		R	L			04-0447		Ø 20,64	
	83-87		R	R			04-0446		Ø 20,64	
<b>Sigma I 1/78-1/81</b>										
1.6	78-81		R	L			04-0134		Ø 19,05	
	78-81		R	R			04-0133		Ø 19,05	
2.0	78-81		R	L			04-0134		Ø 19,05	
	78-81		R	R			04-0133		Ø 19,05	
<b>Space Gear (PA/B/DV/W) 5/95-</b>										
2.0 16v (PA3V/W, PB3V) Eng. 4G63 (75-82-85-106-110kW)	95-		R	L			04-0633		Ø 22,22	
	95-		R	R			04-0632		Ø 22,22	
2.4, 4WD (PD4V/W) Eng. 4G64 (82-91-97-110kW)	95-		R	L			04-0633		Ø 22,22	
	95-		R	R			04-0632		Ø 22,22	
2.5 TD (PA5V/W, PB5V) Eng. 4D56T (64kW)	95-		R	L			04-0633		Ø 22,22	
	95-		R	R			04-0632		Ø 22,22	
2.5 TD, 4WD (PD5V/W) Eng. 4D56TD (73kW)	95-		R	L			04-0633		Ø 22,22	
	95-		R	R			04-0632		Ø 22,22	
<b>Space Runner I (N1W, N2W) 10/91-8/99</b>										
1.8, 4WD (N21W/N11W) Eng. 4G93 (85-90-103kW)	91-99		R				04-0931		Ø 19,05	
2.0 TD GLX (N18W) Eng. 4D68T (60kW)	92-99		R				04-0931		Ø 19,05	


























		Spare Parts	F/R	L/R	METELLI ref.		DIMENSIONS mm.	NOTE
<b>Space Star (DG0) 6/98-</b>								
1.3 16v Eng. 4G13(16v) (60-61-63kW)	98-00		R		04-0853		Ø 19,05	-ABS
1.6 16v Eng. 4G18 (72kW)	01-		R		04-0853		Ø 19,05	-ABS
1.8 GDI Eng. 4G93(GDI) (82kW)	02-		R		04-0853		Ø 19,05	-ABS
1.8 GDI Eng. 4G93(GDI) (87kW)	98-		R		04-0853		Ø 19,05	-ABS
1.8 GDI Eng. 4G93(GDI) (90-92-93-96kW)	98-00		R		04-0853		Ø 19,05	-ABS
1.9 DI-D Eng. F9Q1 (75kW)	01-		R		04-0853		Ø 19,05	-ABS
1.9 DI-D Eng. F9Q2 (85kW)	02-		R		04-0853		Ø 19,05	-ABS
<b>Space Wagon I (D0V/W) 1/83-4/91</b>								
1.8 (D05W) Eng. 4G37 (66kW)	84-88		R		04-0473		Ø 20,64	
1.8 4WD (D05V) Eng. 4G37 (66kW)	84-88		R		04-0473		Ø 20,64	
1.8 D (D09W) Eng. 4D65 (55kW)	86-91		R		04-0473		Ø 20,64	
2.0 (D04W) Eng. G63B (62kW)	86-88		R		04-0133		Ø 19,05	
	86-88		R		04-0473		Ø 20,64	
2.0 4WD (D08W) Eng. G63B (62kW)	86-88		R		04-0133		Ø 19,05	
	86-88		R		04-0473		Ø 20,64	
<b>Space Wagon II (N3W, N4W) 10/91-10/98</b>								
1.8 D (N35W) Eng. 4D65 (55kW)	91-98		R		04-0132		Ø 19,05	Exc. Norway
	91-98		R		04-0473		Ø 20,64	Norway
1.8, 4WD (N41W, N31W) Eng. 4G93 (85-90-103kW)	5/91-98		R		04-0132		Ø 19,05	Exc. Norway
	91-98		R		04-0473		Ø 20,64	Norway
2.0 TD GLX (N38W) Eng. 4D68T (60kW)	92-98		R		04-0132		Ø 19,05	Exc. Norway
	92-98		R		04-0473		Ø 20,64	Norway
2.0, 4WD (N33W, N43W) Eng. 4G63 (75-82-106-110kW)	10/92-98		R		04-0132		Ø 19,05	Exc. Norway
	10/92-98		R		04-0473		Ø 20,64	Norway
2.4, AWD (N34W) Eng. 4G64 (85kW)	91-96		R		04-0132		Ø 19,05	Exc. Norway
	91-96		R		04-0473		Ø 20,64	Norway
<b>Tredia (A21) 9/82-10/87</b>								
1.4 (A211) Eng. 4G12 (51kW)	82-85		R		04-0662		Ø 17,46	
	82-85		R		04-0132		Ø 19,05	
1.6 (A212) Eng. 4G32 (55kW)	82-84		R		04-0132		Ø 19,05	
	84-87		R		04-0662		Ø 17,46	
1.6 T. (A212) Eng. 4G32T (84-85kW)	4/84-85		R		04-0662		Ø 17,46	
	82-3/84		R		04-0132		Ø 19,05	
1.8 (A215) Eng. 4G37 (66kW)	84-86		R		04-0662		Ø 17,46	
	84-86		R		04-0133		Ø 19,05	
2.0 4WD	4/84-87		R		04-0133		Ø 19,05	
	82-3/84		R		04-0132		Ø 19,05	
<b>Vista 1/85-1/91</b>								
All models	85-91		R		04-0473		Ø 20,64	

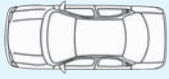

































## MITSUBISHI LCV

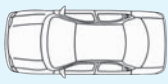




































<b>L300 I (L03P/G, L02P) 5/78-2/87</b>								
1.6 (L032P, L062P) Eng. 4G32 (48-51kW)	83-88		R	L	04-0447		Ø 20,64	
	88-94		R	L	04-0633		Ø 22,22	
	83-88		R	R	04-0446		Ø 20,64	
	88-94		R	R	04-0632		Ø 22,22	
1.8, 4WD (L035G) Eng. 4G62 (60kW)	84-87		R	L	04-0447		Ø 20,64	
	84-87		R	R	04-0446		Ø 20,64	
2.0 4WD (L037G) Eng. 4G63 (65kW)	86-87		R	L	04-0447		Ø 20,64	
	86-87		R	R	04-0446		Ø 20,64	
2.3 D (L038P, L068P) Eng. 4D55 (50kW)	83-86		R	L	04-0447		Ø 20,64	
	83-86		R	R	04-0446		Ø 20,64	
<b>L300 II (P0W, P1W, P2W) 11/86-4/94</b>								
1.4 (P01) Eng. 4G33 (50kW)	11/86-88		R	L	04-0447		Ø 20,64	
	11/86-88		R	R	04-0446		Ø 20,64	
1.6 (P02V, P12V) Eng. 4G32 (51kW)	86-88		R	L	04-0447		Ø 20,64	
	88-		R	L	04-0633		Ø 22,22	
	86-88		R	R	04-0446		Ø 20,64	
	88-		R	R	04-0632		Ø 22,22	
2.0 (P03V/W, P13V) Eng. G63B (64-66kW)	7/88-91		R	L	04-0633		Ø 22,22	
	86-88		R	L	04-0447		Ø 20,64	
	7/88-91		R	R	04-0632		Ø 22,22	
	86-88		R	R	04-0446		Ø 20,64	

			Spare Parts	F/R	L/R	METELLI ref.		DIMENSIONS mm.	NOTE
2.0 4WD (P23V, P23W) Eng. 4G63 (65kW)				R	L	04-0633		Ø 22,22	
				R	L	04-0447		Ø 20,64	
				R	R	04-0632		Ø 22,22	
				R	R	04-0446		Ø 20,64	
2.4 4WD (P04W, P14V, P04V) Eng. 4G64 (82kW)				R	L	04-0633		Ø 22,22	
				R	R	04-0632		Ø 22,22	
2.4 4WD (P24W, P24V) Eng. G64B (80kW)				R	L	04-0447		Ø 20,64	
				R	L	04-0633		Ø 22,22	
				R	R	04-0446		Ø 20,64	
				R	R	04-0632		Ø 22,22	
2.5 D (P05V, P05W, P15V) Eng. 4D56 (51kW)				R	L	04-0447		Ø 20,64	
				R	L	04-0633		Ø 22,22	
				R	R	04-0446		Ø 20,64	
				R	R	04-0632		Ø 22,22	
2.5 TD 4WD (P25W, P25V) Eng. 4D56T (64kW)				R	L	04-0447		Ø 20,64	
				R	L	04-0633		Ø 22,22	
				R	R	04-0446		Ø 20,64	
				R	R	04-0632		Ø 22,22	

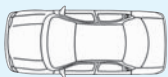
















































NISSAN

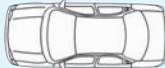












































<b>100 NX (B13) 3/90-10/94</b>									
1.6 SR Eng. GA16DE (73-75kW)	93-94		R		04-0322		Ø 15,87	Alu, -ABS	
1.6, 16v Eng. GA16DS (66-71-73kW)	90-94		R		04-0322		Ø 15,87	Alu	
<b>200 (S30) 8/76-6/78</b>									
240Z, 260Z, 280Z	8/76-6/78		R		04-0533		Ø 22,20	Alu	
<b>200 SX (S11) 1/77-12/84</b>									
1.8 T. Eng. Z18ET (124kW)	1/84-12/84		R		04-0533		Ø 22,20	Alu	
	4/77-82		R		04-0095		Ø 20,64	Alu	
	83-84		R		04-0204		Ø 22,22	Alu	
2.0 i 16v Eng. Z20 (103kW)	1/84-12/84		R		04-0533		Ø 22,20	Alu	
	4/77-82		R		04-0095		Ø 20,64	Alu	
	83-84		R		04-0204		Ø 22,22	Alu	
<b>Almera I (N15) 9/95-7/00</b>									
1.4 i, 16v Eng. GA14DE (55-64kW)	7/95-00		R		04-0322		Ø 15,87	Alu	
	7/95-1/98				05-0342		Ø 22,20	Alu, +ABS	
1.6 Eng. GA16DE (66-73kW)	7/95-00		R		04-0322		Ø 15,87	Alu	
	7/95-1/98				05-0342		Ø 22,20	Alu, +ABS	
2.0 D Eng. CD20 (55kW)	7/95-00		R		04-0322		Ø 15,87	Alu	
	7/95-1/98				05-0342		Ø 22,20	Alu, +ABS	
2.0 GTi Eng. SR20DE (105kW)	96-00		R		04-0322		Ø 15,87	Alu	
<b>Almera II (N16) 7/00-</b>									
1.5 Eng. QG15DE (66kW)	00-		R		04-0902	Nabco	Ø 17,46	Alu, -ABS	
1.5 Eng. QG15DE (72kW)	02-		R		04-0902	Nabco	Ø 17,46	Alu, -ABS	
1.5 DCi Eng. K9K702/710/722 (60kW)	03-		R		04-0902	Nabco	Ø 17,46	Alu, -ABS	
1.8 16v Eng. QG18DE (84kW)	00-		R		04-0902	Nabco	Ø 17,46	Alu, -ABS	
2.2 DCi Eng. YD22DDT (82kW)	03-		R		04-0902	Nabco	Ø 17,46	Alu, -ABS	
2.2 DCi Eng. YD22DDTi (100kW)	03-		R		04-0902	Nabco	Ø 17,46	Alu, -ABS	
2.2 Di Eng. YD22DDT (81kW)	00-		R		04-0902	Nabco	Ø 17,46	Alu, -ABS	
<b>Almera Tino (V10) 8/00-</b>									
1.8 16v Eng. QG18DE (84kW)	8/00-				05-0651		Ø 23,81	Alu	
2.0 Eng. SR20DE (100kW)	8/00-1/03				05-0651		Ø 23,81	Alu	
2.2 DCi Eng. YD22DDT (81-84-93kW)	03-				05-0651		Ø 23,81	Alu	
2.2 DCi Eng. YD22DDTi (100kW)	03-				05-0651		Ø 23,81	Alu	
2.2 Di Eng. YD22DDTi (84kW)	8/00-1/03				05-0651		Ø 23,81	Alu	
<b>Avia 1/80-</b>									
1.2 F275	80-		R		04-0874	Luc	Ø 22,20		
	82-		R		04-0881	Bdx	Ø 25,40	Spain	
2.0	82-		R		04-0607		Ø 25,40	Spain	
			R		04-0881	Bdx	Ø 25,40	Spain	
2.6 Eng. L26 (103kW)			R		04-0607		Ø 25,40	Spain	
<b>Axxess 1/89-1/91</b>									
All models	89-91		R		04-0095		Ø 20,64	Alu	

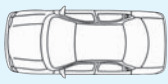

































		Spare Parts	F/R	L/R	METELLI ref.		DIMENSIONS mm.	NOTE
<b>Bluebird (510) 1/68-12/73</b>								
1.3 Eng. J13 (50kW)	68-73		R		04-0094		Ø 20,64	Alu, Exc. Sweden
1.4 Eng. L14 (63kW)	68-73		R		04-0094		Ø 20,64	Alu, Exc. Sweden
1.6 Eng. L16 (75kW)	68-73		R		04-0094		Ø 20,64	Alu, Exc. Sweden
2.0 Eng. L20B (81kW)	68-73		R		04-0095		Ø 20,64	Alu
<b>Bluebird (610) 7/74-11/79</b>								
2.0 Eng. L20B (81kW)	74-79		R		04-0094		Ø 20,64	Alu, Front Disc Brake, Exc. Europe
<b>Bluebird (710) 7/74-1/77</b>								
1.8 Eng. L18 (59kW)	74-77		R		04-0094		Ø 20,64	Alu
2.0 Eng. L20B (81kW)	74-77		R		04-0094		Ø 20,64	Alu
<b>Bluebird (810) 1/76-1/83</b>								
2.4 Eng. L24 (96kW)	7/76-7/78		R		04-0095		Ø 20,64	Alu, Europe, Wagon
	7/76-8/79		R		04-0206		Ø 20,64	Alu, Europe, HT, Sedan
	7/76-8/79		R		04-0094		Ø 20,64	Alu, Exc. Europe, HT, Sedan, Wagon
	8/78-80		R		04-0205		Ø 23,81	Alu, Europe, Wagon
	80-83		R		04-0204		Ø 22,22	Alu, Exc. Europe, Sedan, Wagon, Van
2.8 D Eng. LD28 (62kW)	7/76-7/78		R		04-0095		Ø 20,64	Alu, Europe, Wagon
	7/76-8/79		R		04-0206		Ø 20,64	Alu, Europe, HT, Sedan
	7/76-8/79		R		04-0094		Ø 20,64	Alu, Exc. Europe, HT, Sedan, Wagon
	8/78-80		R		04-0205		Ø 23,81	Alu, Europe, Wagon
	80-83		R		04-0204		Ø 22,22	Alu, Exc. Europe, Sedan, Wagon, Van
3.0	7/76-7/78		R		04-0095		Ø 20,64	Alu, Europe, Wagon
	7/76-8/79		R		04-0206		Ø 20,64	Alu, Europe, HT, Sedan
	7/76-8/79		R		04-0094		Ø 20,64	Alu, Exc. Europe, HT, Sedan, Wagon
	8/78-80		R		04-0205		Ø 23,81	Alu, Europe, Wagon
	80-83		R		04-0204		Ø 22,22	Alu, Exc. Europe, Sedan, Wagon, Van
<b>Bluebird (910) 1/80-5/84</b>								
1.6 Eng. L16S (60kW)	80-83		R		04-0203		Ø 22,22	Alu, Europe
1.8 Coupé Eng. L18T (66kW)	80-83		R		04-0203		Ø 22,22	Alu, Europe
1.8, SW Eng. L18S (65kW)	80-83		R		04-0203		Ø 22,22	Alu, Europe, Exc. SW
	80-83		R		04-0205		Ø 23,81	Alu, Europe, SW
2.0 D, SW Eng. LD20 (44kW)	80-83		R		04-0203		Ø 22,22	Alu, Europe, Exc. SW
	80-83		R		04-0205		Ø 23,81	Alu, Europe, SW
<b>Bluebird (T72 , T12) 12/85-6/91</b>								
1.6 Eng. CA16S (61kW)	86-87		R		04-0095		Ø 20,64	Alu, -LCS
	87-90		R		04-0204		Ø 22,22	Alu, +LCS
2.0 Eng. CA20S (75kW)	85-87		R		04-0095		Ø 20,64	Alu, -LCS
2.0 D Eng. LD20 (49kW)	86-9/89		R		04-0204		Ø 22,22	Alu
	9/89-90		R		04-0200		Ø 17,46	Alu, +LCS
	9/89-90		R		04-0095		Ø 20,64	Alu, -LCS
2.0 i kat Eng. CA20EKAT (77kW)	88-90		R		04-0204		Ø 22,22	Alu, +LCS
<b>Bluebird (U11) 11/83-12/90</b>								
1.8 Eng. CA18S (66kW)	83-88		R		04-0095		Ø 20,64	Alu
2.0 D, SW Eng. LD20 (43kW)	84-90		R		04-0095		Ø 20,64	Alu
2.0 D, SW Eng. LD20 (49kW)	84-90		R		04-0095		Ø 20,64	Alu
2.0 i kat Eng. CA20EKAT (77kW)	84-90		R		04-0095		Ø 20,64	Alu
<b>Cherry I (F10-F11) 1/76-10/78</b>								
1.0 Eng. A10 (32kW)	76-78		R		04-0529		Ø 17,46	Alu, Exc. 100AF, 120AF
1.1 Eng. E10 (37-38kW)	76-78		R		04-0529		Ø 17,46	Alu, Exc. 100AF, 120AF
<b>Cherry II (N10) 8/78-12/83</b>								
1.0 Eng. A10S (32kW)	78-81		R		04-0196		Ø 15,87	Stage 2
	78-81		R		04-0179		Ø 15,87	Alu, Europe, General
1.2, Coupé, SW Eng. A12 (38kW)	78-81		R		04-0196		Ø 15,87	Stage 2
	78-81		R		04-0179		Ø 15,87	Alu, Europe, General
1.3, Coupé, SW Eng. E13 (44kW)	81-83		R		04-0196		Ø 15,87	Stage 2
	81-83		R		04-0179		Ø 15,87	Alu, Europe, General
1.4, Coupé, SW Eng. A14S (59kW)	80-81		R		04-0196		Ø 15,87	Stage 2
	80-81		R		04-0179		Ø 15,87	Alu, Europe, General
1.5 Eng. E15 (51kW)	81-82		R		04-0196		Ø 15,87	Stage 2
	81-82		R		04-0179		Ø 15,87	Alu, Europe, General
<b>Cherry III (N12) 5/82-12/86</b>								
1.0 Eng. E10 (37kW)	4/82-86		R		04-0199		Ø 17,46	Alu
1.3 Eng. E13 (44kW)	4/82-86		R		04-0199		Ø 17,46	Alu

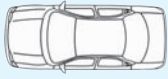


































		Spare Parts	F/R	L/R	METELLI ref.		DIMENSIONS mm.	NOTE
1.5 Eng. E15S (55kW)	83-86		R		04-0199		Ø 17,46	Alu
1.5 T. Eng. E15ET (77kW)	83-85		R		04-0199		Ø 17,46	Alu
1.6 (54kW)	82-86		R		04-0199		Ø 17,46	Alu
1.7 D Eng. CD17 (40kW)	82-86		R		04-0199		Ø 17,46	Alu
<b>Datsun 120 (C120, 20)</b>								
LD 20 Van Long			R		04-0095		Ø 20,64	Alu
<b>E20 1/83-</b>								
All models	83-		R		04-0711		Ø 25,40	South Africa
<b>Ebro 1/76-</b>								
2.0	-86		R		04-0881	Bdx	Ø 25,40	Spain
2.8	-86		R		04-0881	Bdx	Ø 25,40	Spain
F350	76-		R		04-0607		Ø 25,40	Spain
<b>L 35 / L 45 1/82-</b>								
All models	82-		R		04-0607		Ø 25,40	Spain
<b>Laurel (HLC230) 3/72-5/83</b>								
2.0 Eng. L20A (71kW)	3/77-4/77		R		04-0203		Ø 22,22	Alu, Hardtop
	3/77-4/77		R		04-0204		Ø 22,22	Alu, Saloon, Sedan, Six
	5/77-83		R		04-0205		Ø 23,81	Alu, Saloon, Sedan, Six
2.4 Eng. L24 (83kW)	77-83		R		04-0205		Ø 23,81	Alu, Saloon, Sedan, Six
<b>Laurel (JC31) 1/81-12/85</b>								
2.0 Eng. L20A (71kW)	81-84		R		04-0203		Ø 22,22	Alu, Hardtop
	81-84		R		04-0204		Ø 22,22	Alu, Sedan
2.0 D Eng. LD20 (44kW)	81-84		R		04-0204		Ø 22,22	Alu, Sedan
2.4 Eng. L24 (83-88-96kW)	81-85		R		04-0203		Ø 22,22	Alu, Hardtop
	81-85		R		04-0204		Ø 22,22	Alu, Sedan
2.8 D Eng. LD28 (62kW)	81-85		R		04-0203		Ø 22,22	Alu, Hardtop
	81-85		R		04-0204		Ø 22,22	Alu, Sedan
<b>Laurel (JC32) 1/85-12/89</b>								
2.0 Eng. L20A (71kW)	85-87		R		04-0204		Ø 22,22	Alu
2.4 Eng. L24E/S (94kW)	85-87		R		04-0204		Ø 22,22	Alu
2.8 D Eng. RD28 (66kW)	85-89		R		04-0204		Ø 22,22	Alu
<b>Maxima (J2) 1/80-1/84</b>								
All models	80-84		R		04-0494		Ø 19,05	Alu, Exc. SW
	80-84		R		04-0204		Ø 22,22	Alu, SW
<b>Maxima (J30) 10/88-6/94</b>								
3.0 i Eng. VG30E (125kW)	88-94		R		04-0494		Ø 19,05	Alu, Exc. SW
	88-94		R		04-0204		Ø 22,22	Alu, SW
<b>Micra I (K10) 12/82-7/92</b>								
1.0 Eng. MA10S (37-40-43kW)	82-91		R		04-0322		Ø 15,87	Alu
1.2 Eng. MA12S (40-44kW)	86-92		R		04-0322		Ø 15,87	Alu
<b>Micra II (K11) 8/92-2/03</b>								
1.0 i 16v Eng. CG10DE (44kW)	00-03		R		04-0663		Ø 17,78	
1.0 i 16v Eng. CG10DE/GE (40kW)	92-00		R		04-0663		Ø 17,78	
1.3 i 16v Eng. CG13DE/GE (55kW)	92-00		R		04-0663		Ø 17,78	
1.4 i 16v Eng. CGA3DE (60kW)	00-03		R		04-0663		Ø 17,78	
1.5 D Eng. TD15/TUD5 (42kW)	98-03		R		04-0663		Ø 17,78	
<b>Micra III (K12) 1/03-</b>								
1.0 16v Eng. CR10DE (48kW)	1/03-		R		04-0846	Ap	Ø 19,05	Alu
	1/03-				05-0452		Ø 23,81	Alu, -ESP
	03-				05-0587		Ø 23,81	Alu, +ESP
1.2 16v Eng. CR12 (48kW)	1/03-		R		04-0846	Ap	Ø 19,05	Alu
	1/03-				05-0452		Ø 23,81	Alu, -ESP
	03-				05-0587		Ø 23,81	Alu, +ESP
1.2 16v Eng. CR12 (58kW)	09-				05-0587		Ø 23,81	Alu, +ESP
1.2 16v Eng. CR12DE (59kW)	1/03-		R		04-0846	Ap	Ø 19,05	Alu
	1/03-				05-0452		Ø 23,81	Alu, -ESP
	03-				05-0587		Ø 23,81	Alu, +ESP
1.4 16v Eng. CR14DE (65kW)	1/03-		R		04-0846	Ap	Ø 19,05	Alu
	1/03-				05-0452		Ø 23,81	Alu, -ESP
	03-				05-0587		Ø 23,81	Alu, +ESP
1.5 DCi Eng. K9K (48kW)	1/03-		R		04-0846	Ap	Ø 19,05	Alu
	1/03-				05-0452		Ø 23,81	Alu, -ESP
	03-				05-0587		Ø 23,81	Alu, +ESP

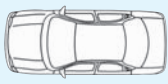




















		Spare Parts	F/R	L/R	METELLI ref.		DIMENSIONS mm.	NOTE
1.5 DCi Eng. K9K (50kW)	03-				<b>05-0587</b>		Ø 23,81	Alu, +ESP
1.5 DCi Eng. K9K (60kW)	1/03-		R		<b>04-0846</b>	Ap	Ø 19,05	Alu
	1/03-				<b>05-0452</b>		Ø 23,81	Alu, -ESP
	03-				<b>05-0587</b>		Ø 23,81	Alu, +ESP
1.5 DCi Eng. K9K (63kW)	07-		R		<b>04-0846</b>	Ap	Ø 19,05	Alu
	07-				<b>05-0452</b>		Ø 23,81	Alu, -ESP
	07-				<b>05-0587</b>		Ø 23,81	Alu, +ESP
1.6 16v Eng. HR16DE (81kW)	05-		R		<b>04-0846</b>	Ap	Ø 19,05	Alu
	05-				<b>05-0452</b>		Ø 23,81	Alu, -ESP
	05-				<b>05-0587</b>		Ø 23,81	Alu, +ESP
<b>Micra III Cabrio 8/05-</b>								
1.4 16v Eng. CR14DE (65kW)	05-		R		<b>04-0846</b>	Ap	Ø 19,05	Alu
	05-				<b>05-0452</b>		Ø 23,81	Alu, -ESP
	05-				<b>05-0587</b>		Ø 23,81	Alu, +ESP
1.6 16v Eng. HR16DE (81kW)	05-		R		<b>04-0846</b>	Ap	Ø 19,05	Alu
	05-				<b>05-0452</b>		Ø 23,81	Alu, -ESP
	05-				<b>05-0587</b>		Ø 23,81	Alu, +ESP
<b>Navara (D40) 7/05-</b>								
2.5 DCi Eng. YD25DDTI (106kW)	05-		R		<b>04-0962</b>	Tokiko	Ø 22,20	Alu
2.5 DCi Eng. YD25DDTI (126kW)	06-		R		<b>04-0962</b>	Tokiko	Ø 22,20	Alu
2.5 DCi 4WD Eng. YD25DDTI (128kW)	05-		R		<b>04-0962</b>	Tokiko	Ø 22,20	Alu
<b>New Era -1/93</b>								
2.0	-93		R		<b>04-0715</b>		Ø 22,22	
<b>Note (E11E) 3/06-</b>								
1.4 16v Eng. CR14DE (65kW)	3/06-		R		<b>04-0846</b>	Ap	Ø 19,05	Alu
	06-				<b>05-0452</b>		Ø 23,81	Alu, -ESP
	06-				<b>05-0587</b>		Ø 23,81	Alu, +ESP
1.5 DCi Eng. K9K (63kW)	3/06-		R		<b>04-0846</b>	Ap	Ø 19,05	Alu
	06-				<b>05-0452</b>		Ø 23,81	Alu, -ESP
	06-				<b>05-0587</b>		Ø 23,81	Alu, +ESP
1.5 DCi Eng. K9K752 (50kW)	3/06-		R		<b>04-0846</b>	Ap	Ø 19,05	Alu
	06-				<b>05-0452</b>		Ø 23,81	Alu, -ESP
	06-				<b>05-0587</b>		Ø 23,81	Alu, +ESP
1.6 16v Eng. HR16DE (81kW)	3/06-		R		<b>04-0846</b>	Ap	Ø 19,05	Alu
	06-				<b>05-0452</b>		Ø 23,81	Alu, -ESP
	06-				<b>05-0587</b>		Ø 23,81	Alu, +ESP
<b>Pathfinder I (WD21) 9/82-2/98</b>								
2.4 i 4WD Eng. Z24i (76-79kW)	1/90-12/90		R		<b>04-0489</b>		Ø 20,64	Alu
	86-88		R		<b>04-0517</b>		Ø 17,46	Alu
2.5 D 4WD Eng. SD25 (53-55kW)	1/90-12/90		R		<b>04-0489</b>		Ø 20,64	Alu
	86-88		R		<b>04-0517</b>		Ø 17,46	Alu
2.7 TD 4WD Eng. TD27 (58-73kW)	1/90-12/90		R		<b>04-0489</b>		Ø 20,64	Alu
	87-88		R		<b>04-0517</b>		Ø 17,46	Alu
<b>Pathfinder III (R51) 3/05-</b>								
2.5 DCi Eng. YD25DDTI (126kW)	08-		R		<b>04-0962</b>	Tokiko	Ø 22,20	Alu
2.5 DCi 4WD Eng. YD25DDTI (128kW)	05-		R		<b>04-0962</b>	Tokiko	Ø 22,20	Alu
<b>Patrol I (W/K160) SW, Hardtop 11/79-11/95</b>								
2.8 Eng. L28 (88-89kW)	80-88		R		<b>04-0687</b>		Ø 22,20	
2.8 TD Eng. RD28T (85kW)	86-95		R		<b>04-0687</b>		Ø 22,20	
3.3 D Eng. SD33 (70kW)	79-88		R		<b>04-0687</b>		Ø 22,20	
3.3 TD Eng. SD33T (81kW)	83-88		R		<b>04-0687</b>		Ø 22,20	
3.9 (85kW)	83-85		R		<b>04-0687</b>		Ø 22,20	
<b>Patrol I (Y60) Gr 9/82-6/97</b>								
2.8 TD Eng. RD28T (85kW)	88-97		R		<b>04-0678</b>		Ø 25,40	
4.2 D Eng. TD42 (85kW)	88-97		R		<b>04-0678</b>		Ø 25,40	
4.2 Kat Eng. TB42E (121kW)	88-97		R		<b>04-0678</b>		Ø 25,40	
<b>Prairie (M10, NM10) 7/83-9/88</b>								
1.5 S Eng. E15S (55kW)	84-87		R		<b>04-0200</b>		Ø 17,46	Alu
1.8 Eng. CA18S (66kW)	83-87		R		<b>04-0200</b>		Ø 17,46	Alu
2.0 2WD Eng. CA20S (68-71-77-85kW)	86-8/87		R		<b>04-0494</b>		Ø 19,05	Alu
	9/87-88		R		<b>04-0204</b>		Ø 22,22	Alu
2.0 4WD Eng. CA20S (68-71-77-85kW)	86-8/87		R		<b>04-0494</b>		Ø 19,05	Alu
	9/87-88		R		<b>04-0204</b>		Ø 22,22	Alu
































				Spare Parts	F/R	L/R	METELLI ref.		DIMENSIONS mm.	NOTE
<b>Prairie Pro (M11) 10/88-7/94</b>										
2.0 i Eng. CA20EKat. (71-72-77-85kW)	88-92			R			04-0095		Ø 20,64	Alu
	88-92			R			04-0204		Ø 22,22	Alu
2.0 i 4WD Eng. CA20EKat. (71-72-77-85kW)	88-92			R			04-0095		Ø 20,64	Alu
	88-92			R			04-0204		Ø 22,22	Alu
2.4 i, 4WD Eng. KA24E (85-88-91-98kW)	92-94			R			04-0529		Ø 17,46	Alu
	92-94			R			04-0494		Ø 19,05	Alu
<b>Primera I (P10) 6/90-6/96</b>										
1.6 Eng. GA16DE/DS (66-71-73kW)	90-96			R	L		04-0624		Ø 20,64	CRCI, -ABS
	90-96			R	R		04-0625		Ø 20,64	CRCI, -ABS
	90-96						05-0220	Bdx	Ø 22,20	
	90-96						05-0249	Luc	Ø 25,40	Alu, +ABS
2.0 16v, 4WD Eng. SR20DI(SPI) (85-96-103kW)	90-96						05-0249		Ø 25,40	Alu, +ABS
2.0 D Eng. CD20 (55kW)	91-96			R	L		04-0624		Ø 20,64	CRCI, -ABS
	91-96			R	R		04-0625		Ø 20,64	CRCI, -ABS
	91-96						05-0220	Bdx	Ø 22,20	
2.0 GT Eng. SR20DEEGIKat. (110kW)	90-96						05-0249		Ø 25,40	Alu, +ABS
2.0 i Eng. SR20DE (92kW)	95-96						05-0249		Ø 25,40	Alu, +ABS
<b>Primera I (W10) SW/ Avenir 7/90-3/98</b>										
1.6 Eng. GA16DE/DS (66-71-73-75kW)	90-98			R			04-0095	Nabco	Ø 20,64	Alu
2.0 D Eng. CD20 (55kW)	90-95			R			04-0095	Nabco	Ø 20,64	Alu
<b>Primera II (P11) 9/96-2/02</b>										
1.6 16v Eng. GA16DE (66-73kW)	9/96-02			R			04-0764		Ø 20,64	
2.0 TD Eng. CD20T (66kW)	9/96-99			R			04-0764		Ø 20,64	
<b>Primera II (WP11) SW 4/98-2/02</b>										
1.6 16v Eng. GA16DE (66-73kW)	98-02			R			04-0764		Ø 20,64	
2.0 TD Eng. CD20T (66kW)	98-02			R			04-0764		Ø 20,64	
<b>Primera III (P12), SW 3/02-</b>										
1.6 Eng. QG16DE (78kW)	4/02-						05-0430	Bosch	Ø 22,20	Alu, -VDC
1.6 Eng. QG16DE (80kW)	4/02-						05-0430	Bosch	Ø 22,20	Alu, -VDC
1.8 16v Eng. QG18DE (84kW)	4/02-						05-0428	Bosch	Ø 22,20	Alu, +VDC, M/T+A/T
	4/02-						05-0430	Bosch	Ø 22,20	Alu, -VDC
1.9 DCi Eng. F9Q (88kW)	03-						05-0428	Bosch	Ø 22,20	Alu, +VDC, M/T+A/T
	03-						05-0430	Bosch	Ø 22,20	Alu, -VDC
2.0 16v Eng. QR20DE (103kW)	4/02-						05-0428	Bosch	Ø 22,20	Alu, +VDC, M/T+A/T
	4/02-						05-0430	Bosch	Ø 22,20	Alu, -VDC
2.2 DCi Eng. YD22 (102kW)	03-						05-0428	Bosch	Ø 22,20	Alu, +VDC, M/T+A/T
	03-						05-0430	Bosch	Ø 22,20	Alu, -VDC
2.2 Di Eng. YD22DDT (81-84-93kW)	4/02-						05-0428	Bosch	Ø 22,20	Alu, +VDC, M/T+A/T
	4/02-						05-0430	Bosch	Ø 22,20	Alu, -VDC
<b>Pulsar I/ Langley 8/78-12/83</b>										
1.0 Eng. A10S (32kW)	78-81			R			04-0179		Ø 15,87	Alu
1.2, Coupé, SW Eng. A12 (38kW)	78-81			R			04-0179		Ø 15,87	Alu
	78-81			R			04-0199		Ø 17,46	Alu
1.3, Coupé, SW Eng. E13 (44kW)	4/82-83			R			04-0199		Ø 17,46	Alu
	81-3/82			R			04-0179		Ø 15,87	Alu
1.4, Coupé, SW Eng. A14S (59kW)	80-81			R			04-0179		Ø 15,87	Alu
	80-81			R			04-0199		Ø 17,46	Alu
1.5 Eng. E15 (51-62kW)	4/82-12/82			R			04-0199		Ø 17,46	Alu
	81-3/82			R			04-0179		Ø 15,87	Alu
<b>Pulsar III/ Langley 6/86-10/91</b>										
1.6 GTI 16v, Coupé Eng. CA16D (81kW)	87-88			R			04-0511		Ø 15,87	Alu
1.6 i 12v, SW, Coupé, 4WD Eng. GA16i (66kW)	90-91			R			04-0511		Ø 15,87	Alu
1.8 GTI 16v, Coupé Eng. CA18D (92kW)	89-91			R			04-0511		Ø 15,87	Alu
<b>Qashqai (J10) 2/07-</b>										
1.5 DCi Eng. K9K764 (78kW)	07-						05-0749	Bosch	Ø 23,81	Alu, +ESP, LHD
1.5 DCi Eng. K9K772 (76kW)	4/08-						05-0749	Bosch	Ø 23,81	Alu, +ESP, LHD
1.6 16v Eng. HR16DE (84kW)	07-						05-0749	Bosch	Ø 23,81	Alu, +ESP, LHD
2.0 16v Eng. MR20DE (104kW)	07-						05-0749	Bosch	Ø 23,81	Alu, +ESP, LHD
2.0 DCi Eng. M9R7 (110kW)	07-						05-0749	Bosch	Ø 23,81	Alu, +ESP, LHD
<b>Sentra II (B11), SW 3/82-9/87</b>										
1.3, Coupé Eng. E13 (44kW)	81-83			R			04-0199		Ø 17,46	Alu
	84-87			R			04-0200		Ø 17,46	Alu

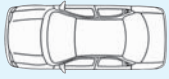

































		Spare Parts	F/R	L/R	METELLI ref.		DIMENSIONS mm.	NOTE
1.5, Coupé Eng. E15S (55kW)	81-83		R		04-0199		Ø 17,46	Alu
	84-87		R		04-0200		Ø 17,46	Alu
1.7 D Eng. CD17 (40kW)	81-83		R		04-0199		Ø 17,46	Alu
	84-87		R		04-0200		Ø 17,46	Alu
<b>Sentra III (N13, B12) 6/86-10/91</b>								
1.3 Eng. E13S (44kW)	86-91		R		04-0511		Ø 15,87	Alu, Sedan, Wagon, Exc. 4x4
	86-91		R	L	04-0774		Ø 19,05	South Africa
	86-91		R	R	04-0775		Ø 19,05	South Africa
1.4 Eng. GA14S (55kW)	86-90		R		04-0511		Ø 15,87	Alu, Sedan, Wagon, Exc. 4x4
	88-92		R	L	04-0774		Ø 19,05	South Africa
	88-92		R	R	04-0775		Ø 19,05	South Africa
1.5, SW, Coupé Eng. E15S (52kW)	86-88		R		04-0511		Ø 15,87	Alu, Sedan, Wagon, Exc. 4x4
	86-88		R	L	04-0774		Ø 19,05	South Africa
	86-88		R	R	04-0775		Ø 19,05	South Africa
1.6 i 12v, SW, Coupé, 4WD Eng. GA16i (66kW)	86-90		R		04-0511		Ø 15,87	Alu, Sedan, Wagon, Exc. 4x4
	86-90		R		04-0529		Ø 17,46	Alu, 4WD
	88-92		R	L	04-0774		Ø 19,05	South Africa
	88-92		R	R	04-0775		Ø 19,05	South Africa
1.6, 4WD, Coupé, SW Eng. E16i (54kW)	86-90		R		04-0511		Ø 15,87	Alu, Sedan, Wagon, Exc. 4x4
	86-90		R		04-0529		Ø 17,46	Alu, 4WD
	88-92		R	L	04-0774		Ø 19,05	South Africa
	88-92		R	R	04-0775		Ø 19,05	South Africa
1.6, SW, Coupé Eng. E16S (62kW)	86-88		R		04-0511		Ø 15,87	Alu, Sedan, Wagon, Exc. 4x4
	86-88		R	L	04-0774		Ø 19,05	South Africa
	86-88		R	R	04-0775		Ø 19,05	South Africa
1.7 D, SW Eng. CD17 (40kW)	86-89		R		04-0511		Ø 15,87	Alu, Sedan, Wagon, Exc. 4x4
	86-89		R	L	04-0774		Ø 19,05	South Africa
	86-89		R	R	04-0775		Ø 19,05	South Africa
<b>Sentra IV (N14, B13) 10/90-6/95</b>								
1.3 Eng. GA13DS	91-		R		04-0322		Ø 15,87	Alu
1.4 i Eng. GA14DS (55kW)	90-		R		04-0322		Ø 15,87	Alu
1.4 i 16v Eng. GA14DE (64kW)	91-		R		04-0322		Ø 15,87	Alu
1.5 Eng. GA15DS (77kW)	91-		R		04-0322		Ø 15,87	Alu
1.5 4WD Eng. GA15DS (77kW)	90-		R		04-0322		Ø 15,87	Alu
1.6 16v, 4WD, SW Eng. GA16DE (73-75kW)	92-		R		04-0322		Ø 15,87	Alu
1.6, 16v 4WD, SW Eng. GA16DS (66kW)	90-		R		04-0322		Ø 15,87	Alu
1.7 D Eng. CD17 (40kW)	90-		R		04-0322		Ø 15,87	Alu
1.7 D 4WD Eng. CD17 (40kW)	90-		R		04-0322		Ø 15,87	Alu
2.0 D, SW Eng. CD20 (55kW)	90-		R		04-0322		Ø 15,87	Alu
<b>Serena (C23M) 11/92-</b>								
1.6 16v Eng. GA16DE (71kW)	93-		R		04-0667		Ø 23,81	
2.0 16v Eng. SR20DE (93kW)	92-		R		04-0667		Ø 23,81	
2.0 D Eng. LD20 (49kW)	92-		R		04-0667		Ø 23,81	
2.3 D Eng. LD23 (55kW)	95-		R		04-0667		Ø 23,81	
<b>Silvia I (S110) 1/76-5/83</b>								
1.8 T. Eng. CA18ET (68kW)	3/79-		R		04-0095		Ø 20,64	Alu
<b>Silvia II (S12) 4/84-9/88</b>								
2.0 GP Eng. FJ20E (107kW)	84-88		R		04-0204		Ø 22,22	Alu
<b>Skyline 1/72-1/93</b>								
1.8 Eng. L18 (59kW)	9/72-7/77		R		04-0204		Ø 22,22	Alu, Europe, Ti
	9/72-7/77		R		04-0205		Ø 23,81	Alu, Europe, Van
2.0	-93		R		04-0715		Ø 22,22	
2.4 K GT Eng. L24 (96kW)	9/72-7/77		R		04-0204		Ø 22,22	Alu, Europe, Ti
	9/72-7/77		R		04-0203		Ø 22,22	Alu, Exc. Europe, GT, HT
	9/72-7/77		R		04-0205		Ø 23,81	Alu, Europe, Van
C110	12/72-11/75		R		04-0094		Ø 20,64	Alu, Europe
C210	9/72-7/77		R		04-0204		Ø 22,22	Alu, Europe, Ti
	9/72-7/77		R		04-0203		Ø 22,22	Alu, Exc. Europe
	9/72-7/77		R		04-0205		Ø 23,81	Alu, Europe, Van
<b>Stanza I 7/77-1/83</b>								
1.4 A10 Eng. A14 (48-49-59kW)	77-83		R		04-0095		Ø 20,64	Alu
	77-83		R		04-0204		Ø 22,22	Alu

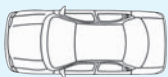


























		Spare Parts	F/R	L/R	METELLI ref.		DIMENSIONS mm.	NOTE
<b>Stanza II (T11) 8/81-12/85</b>								
1.6 Eng. CA16S (61kW)	81-85		R		04-0200		Ø 17,46	Alu
	81-85		R		04-0529		Ø 17,46	Alu, Sedan, SW 4x4
	81-85		R		04-0494		Ø 19,05	Alu, Cargo, SW (Exc. 4x4)
	81-85		R		04-0095		Ø 20,64	Alu, Sedan, Van Wagon
1.7 TD Eng. CD17T	81-85		R		04-0200		Ø 17,46	Alu
	81-85		R		04-0494		Ø 19,05	Alu, Cargo, SW (Exc. 4x4)
	81-85		R		04-0095		Ø 20,64	Alu, Sedan, Van Wagon
1.8, SGL Eng. CA18/S (65-66kW)	81-85		R		04-0200		Ø 17,46	Alu
	81-85		R		04-0494		Ø 19,05	Alu, Cargo, SW (Exc. 4x4)
	81-85		R		04-0095		Ø 20,64	Alu, Sedan, Van Wagon
<b>Sunny (140Y, 150Y) 1/70-2/82</b>								
1.4, SW Eng. A14 (48-49-59kW)	70-82		R		04-0095		Ø 20,64	Alu
1.5, SW Eng. A15/S (51kW)	79-82		R		04-0095		Ø 20,64	Alu
<b>Sunny I (B) 1/71-2/82</b>								
110	71-73		R		04-0093		Ø 17,46	Alu, Front Disc Brake
	71-73		R		04-0094		Ø 20,64	Alu, Front Drum Brake
120, Pick-up Eng. A12 (38kW)	71-82		R		04-0094		Ø 20,64	Alu
210	73-10/77		R		04-0093		Ø 17,46	Alu, Front Disc Brake
	73-10/77		R		04-0094		Ø 20,64	Alu, Front Drum Brake
310	79-82		R		04-0277		Ø 17,46	Alu
<b>Sunny II (B11), SW 3/82-9/87</b>								
1.3, Coupé Eng. E13S (44kW)	82-87		R		04-0199		Ø 17,46	Alu, Europe
	82-87		R		04-0532		Ø 19,05	Alu, Van
1.5, Coupé Eng. E15S (55kW)	3/82-86		R		04-0199		Ø 17,46	Alu, Europe
1.7 D Eng. CD17 (40kW)	3/82-86		R		04-0199		Ø 17,46	Alu, Europe
<b>Sunny III (N13, B12) 6/86-10/91</b>								
1.3 Eng. E13S (44kW)	86-91		R		04-0199	Nabco	Ø 17,46	Alu
1.4 Eng. GA14S (55kW)	88-91		R		04-0199	Nabco	Ø 17,46	Alu
1.5, SW, Coupé Eng. E15S (52kW)	86-88		R		04-0199	Nabco	Ø 17,46	Alu
1.6 GTI 16v, Coupé Eng. CA16D (81kW)	87-88		R		04-0199	Nabco	Ø 17,46	Alu
1.6 i 12v, SW, Coupé, 4WD Eng. GA16i (66kW)	88-91		R		04-0199	Nabco	Ø 17,46	Alu
	88-91		R		04-0529	Uac	Ø 17,46	Alu, Only SW
1.6, 4WD, Coupé, SW Eng. E16i (54kW)	86-90		R		04-0199	Nabco	Ø 17,46	Alu
	86-90		R		04-0529	Uac	Ø 17,46	Alu, Only SW
1.6, SW, Coupé Eng. E16S (62kW)	86-88		R		04-0199	Nabco	Ø 17,46	Alu
86-88	R			04-0529	Uac	Ø 17,46	Alu, Only SW	
1.7 D, SW Eng. CD17 (40kW)	86-89		R		04-0199	Nabco	Ø 17,46	Alu
1.8 GTI 16v, Coupé Eng. CA18D (92kW)	89-91		R		04-0199	Nabco	Ø 17,46	Alu
<b>Sunny IV (N14) 10/90-6/95</b>								
1.4 i Eng. GA14DS (55kW)	90-95		R		04-0322		Ø 15,87	Alu, -ABS
1.6, 16v 4WD, SW Eng. GA16DS (66kW)	90-95		R		04-0322		Ø 15,87	Alu, -ABS
2.0 D, SW Eng. CD20 (55kW)	90-95		R		04-0322		Ø 15,87	Alu, -ABS
<b>Sunny IV (Y10) 10/90-6/95</b>								
1.6, 16v 4WD, SW Eng. GA16DS (66kW)	90-95		R		04-0529		Ø 17,46	Alu, Only SW
2.0 D, SW Eng. CD20 (55kW)	90-95		R		04-0529		Ø 17,46	Alu, Only SW
<b>Terrano I (WD21) 10/87-2/96</b>								
2.4 i 4WD Eng. Z24i (76-79kW)	87-93		R		04-0471		Ø 23,81	Alu
2.7 TD 4WD Eng. TD27T (73kW)	89-96		R		04-0471		Ø 23,81	Alu
<b>Terrano II (R20) 2/93-</b>								
2.4 4WD Eng. KA24E (85-87kW)	10/99-		R		04-0616		Ø 22,20	+/-ABS, 3p
	96-99		R		04-0667		Ø 23,81	3p
	96-99		R		04-0866	Luc	Ø 25,40	5p
	99-02		R		04-0963	Bosch	Ø 23,81	4 Porte, -ABS
2.4 i 12v 4WD Eng. KA24E (91kW)	93-96		R		04-0666		Ø 22,20	Hardtop
	93-96		R		04-0667		Ø 23,81	SW
2.7 TD 4WD Eng. TD27T (74kW)	10/99-02		R		04-0616		Ø 22,20	+/-ABS, 3p
	93-96		R		04-0666		Ø 22,20	Hardtop
	93-99		R		04-0667		Ø 23,81	SW, 3p
	93-99		R		04-0866	Luc	Ø 25,40	5p
	99-02		R		04-0963	Bosch	Ø 23,81	4 Porte, -ABS
2.7 TDi 4WD Eng. TD27Ti (92kW)	10/99-		R		04-0616		Ø 22,20	+/-ABS, 3p
	96-99		R		04-0667		Ø 23,81	3p
	96-99		R		04-0866	Luc	Ø 25,40	5p

		Spare Parts	F/R	L/R	METELLI ref.		DIMENSIONS mm.	NOTE
2.7 TDi 4WD Eng. TD27Ti (92kW)	99-02		R		<b>04-0963</b>	Bosch	Ø 23,81	4 Porte, -ABS
3.0 Di 4WD Eng. ZD30Ti (113kW)	02-		R		<b>04-0616</b>		Ø 22,20	3p
	02-		R		<b>04-0963</b>	Bosch	Ø 23,81	4 Porte, -ABS
<b>Tiida (C11X) 9/07-</b>								
1.5 DCi Eng. K9K (78kW)	07-		R		<b>04-0846</b>	Ap	Ø 19,05	Alu
1.6 Eng. HR16DE (81kW)	07-		R		<b>04-0846</b>	Ap	Ø 19,05	Alu
1.8 Eng. MR18DE (93kW)	07-		R		<b>04-0846</b>	Ap	Ø 19,05	Alu
<b>Trade 1/86-</b>								
2.0 D Eng. LD20 (47-49kW)	86-90		R		<b>04-0874</b>	Luc	Ø 22,20	
	91-		R		<b>04-0607</b>		Ø 25,40	
2.8 D Eng. A4.28 (56-62kW)	86-89		R		<b>04-0881</b>	Bdx	Ø 25,40	Spain
<b>Violet 1/73-1/81</b>								
1.6 Eng. L16S (75kW)	73-77		R		<b>04-0094</b>		Ø 20,64	Alu
	77-81		R		<b>04-0095</b>		Ø 20,64	Alu
	77-81		R		<b>04-0204</b>		Ø 22,22	Alu
<b>X-Trail I (T30) 7/01-6/07</b>								
2.0 16v Eng. QR20DE (103kW)	7/01-2/05				<b>05-0652</b>		Ø 25,40	Alu
2.2 DCi Eng. YD22DDT (81-84-93kW)	7/01-2/05				<b>05-0652</b>		Ø 25,40	Alu
2.2 DCi Eng. YD22DDTi (100kW)	12/03-2/05				<b>05-0652</b>		Ø 25,40	Alu
2.5 Eng. QR25DE (121kW)	03-2/05				<b>05-0652</b>		Ø 25,40	Alu




## NISSAN LCV

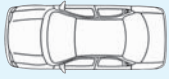


<b>AW 1 Ton 1/88-</b>								
1.6	88-		R		<b>04-0711</b>		Ø 25,40	South Africa
1.8	88-		R		<b>04-0711</b>		Ø 25,40	South Africa
2.4	88-		R		<b>04-0711</b>		Ø 25,40	South Africa
<b>Cabstar II (10Q) 1/82-12/87</b>								
2.0 Eng. Z20 (64kW)	82-12/87		R		<b>04-0687</b>		Ø 22,20	
2.3 D Eng. SD23 (51-54kW)	1/87-12/87		R		<b>04-0687</b>		Ø 22,20	
2.5 D Eng. SD25 (53kW)	82-87		R		<b>04-0687</b>		Ø 22,20	
<b>Cabstar II (15Q) 1/82-12/90</b>								
2.0 Eng. Z20 (64kW)	1/89-90		R		<b>04-0678</b>		Ø 25,40	
	82-12/87		R		<b>04-0687</b>		Ø 22,20	
2.3 D Eng. TD23 (51kW)	1/87-12/87		R		<b>04-0687</b>		Ø 22,20	
	1/89-90		R		<b>04-0678</b>		Ø 25,40	
2.5 D Eng. TD25 (52-59kW)	1/89-90		R		<b>04-0678</b>		Ø 25,40	
	82-87		R		<b>04-0687</b>		Ø 22,20	
<b>Cabstar IV (E) 1/98-9/06</b>								
3.0 TDi Eng. BD-30Ti (78-88kW)	04-		R		<b>04-0618</b>		Ø 25,40	
<b>Interstar (X70) 7/02-</b>								
1.9 DCi Eng. F9Q772 (60kW)	02-				<b>05-0415</b>	Bosch	Ø 25,40	Alu, -ABS
	02-03				<b>05-0414</b>	Bosch	Ø 25,40	Alu, +ABS
	03-				<b>05-0572</b>	Bosch	Ø 23,81	+ABS
2.2 DCi Eng. G9T722 (66kW)	02-				<b>05-0415</b>	Bosch	Ø 25,40	Alu, -ABS
	02-03				<b>05-0414</b>	Bosch	Ø 25,40	Alu, +ABS
	03-				<b>05-0572</b>	Bosch	Ø 23,81	+ABS
2.5 DCi Eng. G9U6 (107kW)	06-				<b>05-0415</b>	Bosch	Ø 25,40	Alu, -ABS
	06-				<b>05-0572</b>	Bosch	Ø 23,81	+ABS
2.5 DCi Eng. G9U6 (88kW)	06-				<b>05-0415</b>	Bosch	Ø 25,40	Alu, -ABS
	06-				<b>05-0572</b>	Bosch	Ø 23,81	+ABS
2.5 DCi Eng. G9U720 (84kW)	02-				<b>05-0415</b>	Bosch	Ø 25,40	Alu, -ABS
	02-03				<b>05-0414</b>	Bosch	Ø 25,40	Alu, +ABS
	03-				<b>05-0572</b>	Bosch	Ø 23,81	+ABS
2.5 DCi Eng. G9U754 (73kW)	03-				<b>05-0415</b>	Bosch	Ø 25,40	Alu, -ABS
	03-				<b>05-0572</b>	Bosch	Ø 23,81	+ABS
3.0 DCi 140 Eng. ZD3A2 (100kW)	03-				<b>05-0415</b>	Bosch	Ø 25,40	Alu, -ABS
	03-				<b>05-0572</b>	Bosch	Ø 23,81	+ABS
<b>Kubistar (X76) 8/03-</b>								
1.2 Eng. D7F726 (44kW)	03-		R		<b>04-0758</b>		Ø 22,00	Alu, +RC
	03-		R		<b>04-0759</b>		Ø 22,00	Alu, -RC
	03-				<b>05-0478</b>		Ø 22,20	Alu, +ABS, LHD
	03-				<b>05-0310</b>		Ø 22,20	Alu, -ABS, LHD
1.2 16v Eng. D4F712 (55kW)	06-		R		<b>04-0758</b>		Ø 22,00	Alu, +RC
	06-		R		<b>04-0759</b>		Ø 22,00	Alu, -RC

		Spare Parts	F/R	L/R	METELLI ref.		DIMENSIONS mm.	NOTE
1.2 16v Eng. D4F712 (55kW)	06-				05-0478		Ø 22,20	Alu, +ABS, LHD
					05-0310		Ø 22,20	Alu, -ABS, LHD
1.5 DCi Eng. K9K (42kW)	03-		R		04-0758		Ø 22,00	Alu, +RC
			R		04-0759		Ø 22,00	Alu, -RC
	03-				05-0478		Ø 22,20	Alu, +ABS, LHD
					05-0310		Ø 22,20	Alu, -ABS, LHD
1.5 DCi Eng. K9K (45kW)	05-		R		04-0758		Ø 22,00	Alu, +RC
			R		04-0759		Ø 22,00	Alu, -RC
	05-				05-0478		Ø 22,20	Alu, +ABS, LHD
					05-0310		Ø 22,20	Alu, -ABS, LHD
1.5 DCi Eng. K9K704/710 (48-60kW)	03-		R		04-0758		Ø 22,00	Alu, +RC
			R		04-0759		Ø 22,00	Alu, -RC
	03-				05-0478		Ø 22,20	Alu, +ABS, LHD
					05-0310		Ø 22,20	Alu, -ABS, LHD
1.5 DCi Eng. K9K718 (62kW)	06-		R		04-0758		Ø 22,00	Alu, +RC
			R		04-0759		Ø 22,00	Alu, -RC
	06-				05-0478		Ø 22,20	Alu, +ABS, LHD
					05-0310		Ø 22,20	Alu, -ABS, LHD
1.5 DCi Eng. K9K752 (50kW)	06-		R		04-0758		Ø 22,00	Alu, +RC
			R		04-0759		Ø 22,00	Alu, -RC
	06-				05-0478		Ø 22,20	Alu, +ABS, LHD
					05-0310		Ø 22,20	Alu, -ABS, LHD
1.6 16v Eng. K4M752 (70kW)	03-		R		04-0758		Ø 22,00	Alu, +RC
			R		04-0759		Ø 22,00	Alu, -RC
	03-				05-0478		Ø 22,20	Alu, +ABS, LHD
					05-0310		Ø 22,20	Alu, -ABS, LHD
<b>Pick-Up (720) 1/80-3/86</b>								
1.6 Eng. J16 (59kW)	80-81		R		04-0486		Ø 15,87	Alu, 1 Ton
			R		04-0556		Ø 17,46	Alu
1.8 Eng. L18 (59kW)	83-86		R		04-0530		Ø 14,28	Alu
2.2 4WD Eng. Z22 (71kW)	83-86		R		04-0493		Ø 15,87	Alu
			R		04-0487		Ø 17,46	Alu
2.2 D Eng. SD22 (47kW)	82-84		R		04-0530		Ø 14,28	Alu
2.4 4WD	83-86		R		04-0493		Ø 15,87	Alu
			R		04-0487		Ø 17,46	Alu
<b>Pick-Up/King Cab (D21) 9/85-2/98</b>								
2.0 Eng. Z20 (64-66kW)	85-91		R		04-0487	Nabco	Ø 17,46	Alu
2.4 i 12v Eng. KA24E (91kW)	92-98		R		04-0472		Ø 22,20	Alu
			R		04-0471	Nabco	Ø 23,81	Alu
2.4 i 12v 4WD Eng. KA24E (93kW)	92-98		R		04-0553		Ø 20,60	Alu, 1 Ton
2.4 i 4WD Eng. Z24i (74kW)	86-92		R		04-0554	Nabco	Ø 15,87	Alu, 1 Ton
2.5 D 4WD Eng. SD25 (53-55kW)	85-89		R		04-0517		Ø 17,46	Alu
			R		04-0554		Ø 15,87	Alu
2.5 TD, 4WD Eng. TD25 (55-59-61kW)	87-92		R		04-0554		Ø 15,87	Alu
			R		04-0553		Ø 20,60	Alu
2.7 TD 4WD Eng. TD27 (58-73kW)	87-92		R		04-0554		Ø 15,87	Alu
			R		04-0553		Ø 20,60	Alu
3.0 i V6 4WD Eng. VG30E (125-149-109kW)	90-92		R		04-0554		Ø 15,87	Alu
			R		04-0553		Ø 20,60	Alu
<b>Pick-Up/King Cab (D22) 2/98-</b>								
2.4 i, 4WD Eng. KA24E (88kW)	98-		R		04-0471		Ø 23,81	Alu
2.5 TD 4WD Eng. TD25TI (76kW)	98-		R		04-0471		Ø 23,81	Alu
2.5 TD, 4WD Eng. TD25 (61kW)	98-		R		04-0471		Ø 23,81	Alu
<b>Primastar (X83) 3/01-</b>								
1.9 DCi Eng. F9Q760 (60kW)	01-				05-0553	Trw	Ø 20,64	Ch -4V602167, Alu, -ESP, -TC
					05-0768	Trw	Ø 20,64	Ch 4V602168-, Alu, -ESP, -TC
					05-0766	Trw	Ø 25,40	Alu, +ESP, +TC
					05-0554	Trw	Ø 25,40	Ch -4V602167, Alu, -ESP, -TC
					05-0767	Trw	Ø 25,40	Ch 4V602168-, Alu, -ESP, -TC
1.9 DCi Eng. F9Q762 (74kW)	01-				05-0553	Trw	Ø 20,64	Ch -4V602167, Alu, -ESP, -TC
					05-0768	Trw	Ø 20,64	Ch 4V602168-, Alu, -ESP, -TC
					05-0766	Trw	Ø 25,40	Alu, +ESP, +TC
					05-0554	Trw	Ø 25,40	Ch -4V602167, Alu, -ESP, -TC
					05-0767	Trw	Ø 25,40	Ch 4V602168-, Alu, -ESP, -TC












		Spare Parts	F/R	L/R	METELLI ref.		DIMENSIONS mm.	NOTE
2.0 Eng. F4R720/722 (88kW)		01-			05-0553	Trw	Ø 20,64	Ch -4V602167, Alu, -ESP, -TC
		01-			05-0768	Trw	Ø 20,64	Ch 4V602168-, Alu, -ESP, -TC
		01-			05-0766	Trw	Ø 25,40	Alu, +ESP, +TC
		01-			05-0554	Trw	Ø 25,40	Ch -4V602167, Alu, -ESP, -TC
		01-			05-0767	Trw	Ø 25,40	Ch 4V602168-, Alu, -ESP, -TC
2.0 DCi 115 Eng. M9R780 (85kW)		03-			05-0553	Trw	Ø 20,64	Ch -4V602167, Alu, -ESP, -TC
		03-			05-0768	Trw	Ø 20,64	Ch 4V602168-, Alu, -ESP, -TC
		03-			05-0766	Trw	Ø 25,40	Alu, +ESP, +TC
		03-			05-0554	Trw	Ø 25,40	Ch -4V602167, Alu, -ESP, -TC
		03-			05-0767	Trw	Ø 25,40	Ch 4V602168-, Alu, -ESP, -TC
2.0 DCi 90 Eng. M9R780 (66kW)		03-			05-0553	Trw	Ø 20,64	Ch -4V602167, Alu, -ESP, -TC
		03-			05-0768	Trw	Ø 20,64	Ch 4V602168-, Alu, -ESP, -TC
		03-			05-0766	Trw	Ø 25,40	Alu, +ESP, +TC
		03-			05-0554	Trw	Ø 25,40	Ch -4V602167, Alu, -ESP, -TC
		03-			05-0767	Trw	Ø 25,40	Ch 4V602168-, Alu, -ESP, -TC
2.5 DCi Eng. G9U630 (108kW)		03-			05-0553	Trw	Ø 20,64	Ch -4V602167, Alu, -ESP, -TC
		03-			05-0768	Trw	Ø 20,64	Ch 4V602168-, Alu, -ESP, -TC
		03-			05-0766	Trw	Ø 25,40	Alu, +ESP, +TC
		03-			05-0554	Trw	Ø 25,40	Ch -4V602167, Alu, -ESP, -TC
		03-			05-0767	Trw	Ø 25,40	Ch 4V602168-, Alu, -ESP, -TC
2.5 DCi Eng. G9U730 (99kW)		03-			05-0553	Trw	Ø 20,64	Ch -4V602167, Alu, -ESP, -TC
		03-			05-0768	Trw	Ø 20,64	Ch 4V602168-, Alu, -ESP, -TC
		03-			05-0766	Trw	Ø 25,40	Alu, +ESP, +TC
		03-			05-0554	Trw	Ø 25,40	Ch -4V602167, Alu, -ESP, -TC
		03-			05-0767	Trw	Ø 25,40	Ch 4V602168-, Alu, -ESP, -TC
<b>Sunny III (Y10) Van 11/90-</b>								
1.6 16v Eng. GA16DE (66kW)	92-		R		04-0529		Ø 17,46	Alu
1.7 D Eng. CD17 (40kW)	90-		R		04-0529		Ø 17,46	Alu
<b>TR Van 1/87-1/89</b>								
All models	87-89		R		04-0494		Ø 19,05	Alu
<b>Urvan I (E23) 7/81-11/88</b>								
2.0 Eng. H20 (55kW)	12/81-82		R		04-0487		Ø 17,46	Alu
	7/81-11/81		R		04-0556		Ø 17,46	Alu
2.0 Eng. Z20 (64kW)	82-88		R		04-0487		Ø 17,46	Alu
2.2 D Eng. SD23 (47kW)	81-82		R		04-0487		Ø 17,46	Alu
2.3 D Eng. SD23 (50-51kW)	82-88		R		04-0487		Ø 17,46	Alu
<b>Urvan II (E24) 5/87-</b>								
2.0 Eng. Z20 (64kW)	87-92		R		04-0489		Ø 20,64	Alu
2.3 D Eng. TD23 (51kW)	88-		R		04-0489		Ø 20,64	Alu
2.4 i Eng. Z24i (74-79kW)	89-92		R		04-0489		Ø 20,64	Alu
2.5 D Eng. TD25 (59kW)	88-92		R		04-0489		Ø 20,64	Alu
<b>Vanette I (C12) 1/83-12/87</b>								
1.5 Eng. A15 (51kW)	83-87		R		04-0494		Ø 19,05	Alu, Van
	85-87		R		04-0204		Ø 22,22	Alu
2.0 D Eng. LD20 (47-49kW)	83-87		R		04-0494		Ø 19,05	Alu, Van
	85-87		R		04-0204		Ø 22,22	Alu
<b>Vanette II (C22) 10/86-12/95</b>								
1.5 Eng. A15S (51kW)	86-		R		04-0204		Ø 22,22	Alu
	86-95		R		04-0494		Ø 19,05	Alu, Exc. Switzerland/Germany, Van
	86-95		R		04-0095		Ø 20,64	Alu, Switzerland/Germany, Van
2.0 D Eng. LD20 (47-49kW)	86-		R		04-0204		Ø 22,22	Alu
	86-95		R		04-0494		Ø 19,05	Alu, Exc. Switzerland/Germany, Van
	86-95		R		04-0095		Ø 20,64	Alu, Switzerland/Germany, Van
2.4 i Eng. Z24i (74-77kW)	86-93		R		04-0095		Ø 20,64	Alu
<b>Vanette III Cargo (HC23) 1/95-</b>								
1.6 Eng. GA16DE (71-72kW)	95-		R		04-0667		Ø 23,81	
2.0 D Eng. LD20 (49kW)	95-		R		04-0667		Ø 23,81	
2.3 D Eng. LD23 (55kW)	95-		R		04-0667		Ø 23,81	

## NISSAN USA TRUCK





















<b>Quest</b>								
All models	93-98		R		04-0833		Ø 25,40	
<b>1200 9/69-11/71</b>								
1.2 C (40kW)	69-71		R		04-0106		Ø 15,87	
<b>Prinz 8/61-3/74</b>								
0.6, 4L (22kW)	61-71		R		04-0106		Ø 15,87	

		Spare Parts	F/R	L/R	METELLI ref.		DIMENSIONS mm.	NOTE
1.0 (29kW)	69-74		R		04-0106		Ø 15,87	
1.2 (48kW)	69-74		R		04-0106		Ø 15,87	

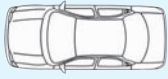
































## OM CARRELLI ELEVATORI

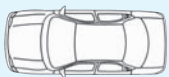







































OM								
D12C			R		04-0756	Knott	Ø 23,81	
			R		04-0813	Perr.	Ø 23,81	
D15			R		04-0756	Knott	Ø 23,81	
			R		04-0813	Perr.	Ø 23,81	
D20CL			R		04-0756	Knott	Ø 23,81	
			R		04-0813	Perr.	Ø 23,81	
DI30			R		04-0104		Ø 34,92	
DI40 C			R		04-0104		Ø 34,92	
Dim 12, 15			R		04-0295		Ø 22,20	
					05-0002		Ø 19,05	
Dim 20			R		04-0725		Ø 22,20	New Version
			R		04-0508		Ø 25,40	
					05-0003		Ø 25,40	Old version
E40N			R		04-0104		Ø 34,92	
Still R50-15	98-		R		04-0295		Ø 22,20	
	98-				05-0002		Ø 19,05	
U18/ U20/ U22			R		04-0756	Knott	Ø 23,81	
			R		04-0813	Perr.	Ø 23,81	

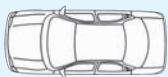






















## OPEL / VAUXHALL

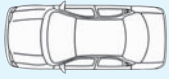




















Agila A 9/00-12/07								
1.0 12v Eng. Z10XE (43kW)	00-		R		04-0870	Ap	Ø 15,87	Alu
	9/00-				05-0396	Bosch	Ø 20,64	Alu, +ABS
	9/00-				05-0397	Bosch	Ø 20,64	Alu, -ABS
1.0 12v Eng. Z10XEP (44kW)	8/03-		R		04-0870	Ap	Ø 15,87	Alu
	8/03-				05-0396	Bosch	Ø 20,64	Alu, +ABS
	8/03-				05-0397	Bosch	Ø 20,64	Alu, -ABS
1.2 16v Eng. Z12XE (55kW)	00-		R		04-0870	Ap	Ø 15,87	Alu
	9/00-				05-0396	Bosch	Ø 20,64	Alu, +ABS
	9/00-				05-0397	Bosch	Ø 20,64	Alu, -ABS
1.2 16v Twinport Eng. Z12XEP (59kW)	04-		R		04-0870	Ap	Ø 15,87	Alu
	7/04-				05-0396	Bosch	Ø 20,64	Alu, +ABS
	7/04-				05-0397	Bosch	Ø 20,64	Alu, -ABS
1.3 CDTi 16v Eng. Z13DT (51kW)	8/03-		R		04-0870	Ap	Ø 15,87	Alu
	8/03-				05-0396	Bosch	Ø 20,64	Alu, +ABS
	8/03-				05-0397	Bosch	Ø 20,64	Alu, -ABS
Agila B 1/08-								
1.0 12v Eng. K10B (48kW)	08-		R		04-0875	Bosch	Ø 19,05	Alu
	08-				05-0740	Bosch	Ø 22,20	Alu, -ESP
	08-				05-0757	Bosch	Ø 23,20	Alu, +ESP
1.2 16v Eng. K12B (63kW)	08-		R		04-0875	Bosch	Ø 19,05	Alu
	08-				05-0740	Bosch	Ø 22,20	Alu, -ESP
	08-				05-0757	Bosch	Ø 23,20	Alu, +ESP
1.3 CDTi 16v Eng. Z13DTJ (55kW)	08-		R		04-0875	Bosch	Ø 19,05	Alu
	08-				05-0740	Bosch	Ø 22,20	Alu, -ESP
	08-				05-0757	Bosch	Ø 23,20	Alu, +ESP
Ascona A 10/70-8/75								
1.2 Eng. 12S (44kW)	72-75		R		04-0099		Ø 15,87	
	-75				05-0179	Del(H)	Ø 20,64	Ch 9662825-
1.6 Eng. 16S (55-59kW)	-75		R		04-0434		Ø 19,05	Ch 9662825-
	8/70-		R		04-0046		Ø 15,87	Ch -9662824
	-75				05-0179	Del(H)	Ø 20,64	Ch 9662825-

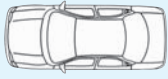









































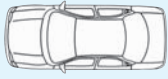






























		Spare Parts	F/R	L/R	METELLI ref.		DIMENSIONS mm.	NOTE
1.9 Eng. 19S (65-66kW)	71-		R		<b>04-0046</b>		Ø 15,87	Ch -9662824
	-75		R		<b>04-0434</b>		Ø 19,05	Ch 9662825-
	-75				<b>05-0179</b>	Del(H)	Ø 20,64	Ch 9662825-
<b>Ascona B / Cavalier I 9/75-8/81</b>								
1.2 Eng. 12N (40kW)	76-79		R		<b>04-0099</b>		Ø 15,87	Exc. Sweden
	76-79		R		<b>04-0434</b>		Ø 19,05	Exc. Mod. L
	76-79		R		<b>04-0185</b>		Ø 19,05	Sweden, HDB
	76-79				<b>05-0179</b>	Del(H)	Ø 20,64	LHD
1.2 Eng. 12S (44kW)	75-79		R		<b>04-0099</b>		Ø 15,87	Exc. Sweden
	75-79		R		<b>04-0185</b>		Ø 19,05	Sweden, HDB
	75-79				<b>05-0179</b>	Del(H)	Ø 20,64	LHD
1.3 Eng. 13N (44kW)	79-81		R		<b>04-0099</b>		Ø 15,87	Exc. Sweden
	79-81		R		<b>04-0434</b>		Ø 19,05	Mod. S
	79-81		R		<b>04-0185</b>		Ø 19,05	Sweden, HDB
	79-81				<b>05-0179</b>	Del(H)	Ø 20,64	LHD
1.3 Eng. 13S (55kW)	79-81		R		<b>04-0099</b>		Ø 15,87	Exc. Sweden
	79-81		R		<b>04-0434</b>		Ø 19,05	Mod. S
	79-81		R		<b>04-0185</b>		Ø 19,05	Sweden, HDB
	79-81				<b>05-0179</b>	Del(H)	Ø 20,64	LHD
1.6 Eng. 16N (44kW)	75-81		R		<b>04-0099</b>		Ø 15,87	Exc. Sweden, M/T
	75-81		R		<b>04-0434</b>		Ø 19,05	A/T
	75-81		R		<b>04-0185</b>		Ø 19,05	Sweden, HDB
	75-81				<b>05-0179</b>	Del(H)	Ø 20,64	LHD
1.6 Eng. 16S (55kW)	75-81		R		<b>04-0099</b>		Ø 15,87	Exc. Sweden, M/T
	75-81		R		<b>04-0434</b>		Ø 19,05	A/T
	75-81		R		<b>04-0185</b>		Ø 19,05	Sweden, HDB
	75-81				<b>05-0179</b>	Del(H)	Ø 20,64	LHD
1.9 Eng. 19S (66kW)	75-81		R		<b>04-0434</b>		Ø 19,05	
	75-81				<b>05-0179</b>	Del(H)	Ø 20,64	LHD
2.0 Eng. 20E (81kW)	79-81		R		<b>04-0434</b>		Ø 19,05	
	79-81				<b>05-0179</b>	Del(H)	Ø 20,64	LHD
2.0 Eng. 20N (66kW)	77-81		R		<b>04-0434</b>		Ø 19,05	
	77-81				<b>05-0179</b>	Del(H)	Ø 20,64	LHD
2.0 Eng. 20S (74kW)	77-81		R		<b>04-0434</b>		Ø 19,05	
	77-81				<b>05-0179</b>	Del(H)	Ø 20,64	LHD
2.0 D Eng. 20D (43kW)	78-81		R		<b>04-0434</b>		Ø 19,05	
	78-81				<b>05-0179</b>	Del(H)	Ø 20,64	LHD
<b>Ascona C / Cavalier II 9/81-8/88</b>								
1.3 Eng. 13N (44kW)	81-		R		<b>04-0155</b>		Ø 17,46	Ch -G10001772
	-86		R		<b>04-0300</b>		Ø 17,46	Ch G6000001-
	81-88		R		<b>04-0303</b>		Ø 19,05	SW, FWD
	81-				<b>05-0117</b>	Del(BD)	Ø 20,64	Ch -G10001772, +BFR
	81-86				<b>05-0184</b>	Del(CN,CZ)	Ø 20,64	Alu
1.3 Eng. 13S (55kW)	81-		R		<b>04-0155</b>		Ø 17,46	Ch -G10001772
	-88		R		<b>04-0300</b>		Ø 17,46	Ch G6000001-
	81-88		R		<b>04-0303</b>		Ø 19,05	SW, FWD
	81-				<b>05-0117</b>	Del(BD)	Ø 20,64	Ch -G10001772, +BFR
	81-88				<b>05-0184</b>	Del(CN,CZ)	Ø 20,64	Alu
1.6 Eng. 16N/ NZ (55kW)	86-		R		<b>04-0155</b>		Ø 17,46	Ch -G6000000
	-88		R		<b>04-0300</b>		Ø 17,46	Ch G6000001-
	86-				<b>05-0117</b>	Del(BD)	Ø 20,64	Ch -G10001772, +BFR
	86-88				<b>05-0184</b>	Del(CN,CZ)	Ø 20,64	Alu
1.6 Eng. 16SH (66kW)	81-		R		<b>04-0155</b>		Ø 17,46	Ch -G6000000
	-86		R		<b>04-0300</b>		Ø 17,46	Ch G6000001-
	81-88		R		<b>04-0303</b>		Ø 19,05	SW, FWD
	81-				<b>05-0117</b>	Del(BD)	Ø 20,64	Ch -G10001772, +BFR
	81-86				<b>05-0184</b>	Del(CN,CZ)	Ø 20,64	Alu
1.6 Eng. 16SV (60kW)	86-		R		<b>04-0155</b>		Ø 17,46	Ch -G6000000
	-88		R		<b>04-0300</b>		Ø 17,46	Ch G6000001-
	86-				<b>05-0117</b>	Del(BD)	Ø 20,64	Ch -G10001772, +BFR
	86-88				<b>05-0184</b>	Del(CN,CZ)	Ø 20,64	Alu
1.6 D Eng. 16D/ 16DA (40kW)	82-		R		<b>04-0155</b>		Ø 17,46	Ch -G6000000
	-88		R		<b>04-0300</b>		Ø 17,46	Ch G6000001-
	81-88		R		<b>04-0303</b>		Ø 19,05	SW, FWD

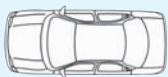

































		Spare Parts	F/R	L/R	METELLI ref.		DIMENSIONS mm.	NOTE
1.6 D Eng. 16D/ 16DA (40kW)	82-				<b>05-0117</b>	Del(BD)	Ø 20,64	Ch -G10001772, +BFR
	82-88				<b>05-0184</b>	Del(CN,CZ)	Ø 20,64	Alu
1.6 i, Kat Eng. C16LZ/ E16NZ (55kW)	86-		R		<b>04-0155</b>		Ø 17,46	Ch -G6000000
	-88		R		<b>04-0300</b>		Ø 17,46	Ch G6000001-
	86-				<b>05-0117</b>	Del(BD)	Ø 20,64	Ch -G10001772, +BFR
	86-88				<b>05-0184</b>	Del(CN,CZ)	Ø 20,64	Alu
1.8 Eng. 18E (85kW)	82-		R		<b>04-0155</b>		Ø 17,46	Ch -G6000000
	-86		R		<b>04-0300</b>		Ø 17,46	Ch G6000001-
	82-				<b>05-0117</b>	Del(BD)	Ø 20,64	Ch -G10001772, +BFR
	82-86				<b>05-0187</b>	Del(BH)	Ø 20,64	
	82-86				<b>05-0184</b>	Del(CN,CZ)	Ø 20,64	Alu
1.8 Eng. E18NV (62kW)	87-		R		<b>04-0155</b>		Ø 17,46	Ch -G6000000
	-88		R		<b>04-0300</b>		Ø 17,46	Ch G6000001-
	87-				<b>05-0117</b>	Del(BD)	Ø 20,64	Ch -G10001772, +BFR
	87-88				<b>05-0187</b>	Del(BH)	Ø 20,64	
	87-88				<b>05-0184</b>	Del(CN,CZ)	Ø 20,64	Alu
1.8 i Eng. C18NE/ S18NV (74kW)	-86		R		<b>04-0155</b>		Ø 17,46	Ch -G6000000
	-86		R		<b>04-0300</b>		Ø 17,46	Ch G6000001-
	-86				<b>05-0117</b>	Del(BD)	Ø 20,64	Ch -G10001772, +BFR
	-86				<b>05-0187</b>	Del(BH)	Ø 20,64	
	-86				<b>05-0184</b>	Del(CN,CZ)	Ø 20,64	Alu
2.0 Eng. 20E (81kW)	81-88		R		<b>04-0303</b>		Ø 19,05	SW, FWD
2.0 Eng. 20N (66kW)	81-88		R		<b>04-0303</b>		Ø 19,05	SW, FWD
2.0 Eng. 20S (74kW)	81-88		R		<b>04-0303</b>		Ø 19,05	SW, FWD
2.0 i Eng. C20NEF (74kW)	87-		R		<b>04-0155</b>		Ø 17,46	Ch -G6000000
	-88		R		<b>04-0300</b>		Ø 17,46	Ch G6000001-
	87-88				<b>05-0184</b>	Del(CN,CZ)	Ø 20,64	Alu
2.0 i GT Eng. 20SEH (95kW)	87-88		R		<b>04-0298</b>		Ø 19,05	
	87-88				<b>05-0184</b>	Del(CN,CZ)	Ø 20,64	Alu
2.0 i, Kat Eng. 20NE/ C20NE (85kW)	86-88		R		<b>04-0300</b>		Ø 17,46	
	86-88				<b>05-0184</b>	Del(CN,CZ)	Ø 20,64	Alu
<b>Astra D SW 9/79-8/86</b>								
1.0 Eng. 10S (29-38kW)	81-		R		<b>04-0185</b>		Ø 19,05	Ch -C2518194
	-86		R		<b>04-0297</b>		Ø 19,05	Ch C2518195-
	81-86				<b>05-0117</b>	Del(BD)	Ø 20,64	+BFR, +Servo
	81-86				<b>05-0118</b>	Del(BE)	Ø 20,64	+BFR, +Servo
1.2 Eng. 12S (40-44kW)	82-		R		<b>04-0185</b>		Ø 19,05	Ch -C2518194
	-84		R		<b>04-0297</b>		Ø 19,05	Ch C2518195-
	82-84				<b>05-0117</b>	Del(BD)	Ø 20,64	+BFR, +Servo
	82-84				<b>05-0118</b>	Del(BE)	Ø 20,64	+BFR, +Servo
1.3 Eng. 13S (55kW)	79-		R		<b>04-0185</b>		Ø 19,05	Ch -C2518194
	79-84		R		<b>04-0434</b>		Ø 19,05	HDB
	-84		R		<b>04-0297</b>		Ø 19,05	Ch C2518195-
	79-84				<b>05-0117</b>	Del(BD)	Ø 20,64	+BFR, +Servo
	79-84				<b>05-0118</b>	Del(BE)	Ø 20,64	+BFR, +Servo
1.6 Eng. 16SH (66kW)	-84		R		<b>04-0296</b>		Ø 17,46	Ch E2501708-
	-84				<b>05-0117</b>	Del(BD)	Ø 20,64	Ch E2501708-, +BFR, +Servo
	-84				<b>05-0118</b>	Del(BE)	Ø 20,64	Ch E2501708-, +BFR, +Servo
1.6 D Eng. 16D (40kW)	-84		R		<b>04-0296</b>		Ø 17,46	Ch E2501708-
	-84				<b>05-0117</b>	Del(BD)	Ø 20,64	Ch E2501708-, +BFR, +Servo
1.8 GTE Eng. 18E (85kW)	83-86		R		<b>04-0155</b>		Ø 17,46	
	83-86				<b>05-0117</b>	Del(BD)	Ø 20,64	+BFR, +Servo
	83-86				<b>05-0187</b>	Del(BH)	Ø 20,64	+Servo
<b>Astra F Classic, SW 1/98-3/04</b>								
1.4 i Eng. X14NZ/ C/ SZ (44kW)	98-		R		<b>04-0300</b>		Ø 17,46	Ch -R2500000
			R		<b>04-0298</b>		Ø 19,05	Ch R2500001-
			R		<b>04-0677</b>		Ø 19,05	Ch R2500001-, Alu
	98-				<b>05-0246</b>	Ate	Ø 22,20	+ABS
					<b>05-0254</b>	Ate	Ø 22,20	-ABS
					<b>05-0190</b>	Del(EB)	Ø 20,64	Alu, -ABS
					<b>05-0229</b>	Del(EJ)	Ø 22,20	Alu, +ABS
98-				<b>05-0230</b>	Del(EK)	Ø 22,20	Alu, -ABS	
1.6 16v Eng. X16XEL/ Z16XE (74kW)		R		<b>04-0300</b>		Ø 17,46	Ch -R2500000	
		R		<b>04-0298</b>		Ø 19,05	Ch R2500001-	

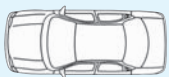


































		Spare Parts	F/R	L/R	METELLI ref.		DIMENSIONS mm.	NOTE
1.6 16v Eng. X16XEL/ Z16XE (74kW)			R		<b>04-0677</b>		Ø 19,05	Ch R2500001-, Alu
	98-				<b>05-0246</b>	Ate	Ø 22,20	+ABS
	98-				<b>05-0190</b>	Del(EB)	Ø 20,64	Alu, -ABS
	98-				<b>05-0229</b>	Del(EJ)	Ø 22,20	Alu, +ABS
1.6 i 16v Eng. X16SZR (55kW)	98-		R		<b>04-0677</b>		Ø 19,05	Alu
	98-				<b>05-0246</b>	Ate	Ø 22,20	+ABS
	98-				<b>05-0190</b>	Del(EB)	Ø 20,64	Alu, -ABS
<b>Astra F, SW 9/91-9/98</b>								
1.4 i Eng. C14NZ (44kW)			R		<b>04-0300</b>		Ø 17,46	Ch -R2500000
	-98		R		<b>04-0298</b>		Ø 19,05	Ch R2500001-
	-98		R		<b>04-0677</b>		Ø 19,05	Ch R2500001-, Alu
	91-98				<b>05-0246</b>	Ate	Ø 22,20	+ABS
	91-98				<b>05-0254</b>	Ate	Ø 22,20	-ABS
	91-98				<b>05-0190</b>	Del(EB)	Ø 20,64	Alu, -ABS
	91-98				<b>05-0229</b>	Del(EJ)	Ø 22,20	Alu, +ABS
1.4 i 16v, Cabrio Eng. X14XE (66kW)	96-98		R		<b>04-0677</b>		Ø 19,05	Alu
	96-98				<b>05-0246</b>	Ate	Ø 22,20	+ABS
	96-98				<b>05-0190</b>	Del(EB)	Ø 20,64	Alu, -ABS
1.4 S Eng. 14NV (53-55kW)			R		<b>04-0300</b>		Ø 17,46	Ch -R2500000
	-93		R		<b>04-0298</b>		Ø 19,05	Ch R2500001-
	-93		R		<b>04-0677</b>		Ø 19,05	Ch R2500001-, Alu
	91-93				<b>05-0246</b>	Ate	Ø 22,20	+ABS
	91-93				<b>05-0254</b>	Ate	Ø 22,20	-ABS
	91-93				<b>05-0190</b>	Del(EB)	Ø 20,64	Alu, -ABS
	91-93				<b>05-0229</b>	Del(EJ)	Ø 22,20	Alu, +ABS
1.4 Si, Cabrio Eng. C14SE (60kW)			R		<b>04-0300</b>		Ø 17,46	Ch -R2500000
	-98		R		<b>04-0298</b>		Ø 19,05	Ch R2500001-
	-98		R		<b>04-0677</b>		Ø 19,05	Ch R2500001-, Alu
	92-98				<b>05-0246</b>	Ate	Ø 22,20	+ABS
	92-98				<b>05-0254</b>	Ate	Ø 22,20	-ABS
	92-98				<b>05-0190</b>	Del(EB)	Ø 20,64	Alu, -ABS
1.6 Eng. 16NZR (55kW)			R		<b>04-0300</b>		Ø 17,46	Ch -R2500000
	-98		R		<b>04-0298</b>		Ø 19,05	Ch R2500001-
	-98		R		<b>04-0677</b>		Ø 19,05	Ch R2500001-, Alu
	95-98				<b>05-0246</b>	Ate	Ø 22,20	+ABS
	95-98				<b>05-0190</b>	Del(EB)	Ø 20,64	Alu, -ABS
	95-98				<b>05-0229</b>	Del(EJ)	Ø 22,20	Alu, +ABS
1.6 i Eng. 16LZ2 (55kW)	95-		R		<b>04-0300</b>		Ø 17,46	Ch -R2500000
	-98		R		<b>04-0298</b>		Ø 19,05	Ch R2500001-
	-98		R		<b>04-0677</b>		Ø 19,05	Ch R2500001-, Alu
	95-98				<b>05-0246</b>	Ate	Ø 22,20	+ABS
	95-98				<b>05-0190</b>	Del(EB)	Ø 20,64	Alu, -ABS
1.6 i Eng. C16NZ (55kW)	92-94		R		<b>04-0300</b>		Ø 17,46	Ch -R2500000
	-94		R		<b>04-0298</b>		Ø 19,05	Ch R2500001-
	-94		R		<b>04-0677</b>		Ø 19,05	Ch R2500001-, Alu
	92-94				<b>05-0246</b>	Ate	Ø 22,20	+ABS
1.6 i 16v Eng. X16XEL (74kW)			R		<b>04-0300</b>		Ø 17,46	Ch -R2500000
	-98		R		<b>04-0298</b>		Ø 19,05	Ch R2500001-
	-98		R		<b>04-0677</b>		Ø 19,05	Ch R2500001-, Alu
	94-98				<b>05-0246</b>	Ate	Ø 22,20	+ABS
	94-98				<b>05-0190</b>	Del(EB)	Ø 20,64	Alu, -ABS
	94-98				<b>05-0229</b>	Del(EJ)	Ø 22,20	Alu, +ABS
1.6 i, Cabrio Eng. X16SZ (52kW)			R		<b>04-0300</b>		Ø 17,46	Ch -R2500000
	-96		R		<b>04-0298</b>		Ø 19,05	Ch R2500001-
	-96		R		<b>04-0677</b>		Ø 19,05	Ch R2500001-, Alu
					<b>05-0246</b>	Ate	Ø 22,20	+ABS
					<b>05-0190</b>	Del(EB)	Ø 20,64	Alu, -ABS

		Spare Parts	F/R	L/R	METELLI ref.		DIMENSIONS mm.	NOTE
1.6 i, Cabrio Eng. X16SZ (52kW)	93-96				<b>05-0246</b>	Ate	Ø 22,20	+ABS
	93-96				<b>05-0190</b>	Del(EB)	Ø 20,64	Alu, -ABS
	93-96				<b>05-0229</b>	Del(EJ)	Ø 22,20	Alu, +ABS
1.6 i, Cabrio Eng. X16SZR (55kW)	96-98		R		<b>04-0677</b>		Ø 19,05	Alu
	96-98				<b>05-0246</b>	Ate	Ø 22,20	+ABS
	96-98				<b>05-0190</b>	Del(EB)	Ø 20,64	Alu, -ABS
	96-98				<b>05-0229</b>	Del(EJ)	Ø 22,20	Alu, +ABS
1.6 Si Eng. C16SE (74kW)			R		<b>04-0300</b>		Ø 17,46	Ch -R2500000
	-94		R		<b>04-0298</b>		Ø 19,05	Ch R2500001-
	-94		R		<b>04-0677</b>		Ø 19,05	Ch R2500001-, Alu
	92-94				<b>05-0246</b>	Ate	Ø 22,20	+ABS
	92-94				<b>05-0190</b>	Del(EB)	Ø 20,64	Alu, -ABS
	92-94				<b>05-0229</b>	Del(EJ)	Ø 22,20	Alu, +ABS
1.7 D Eng. 17D (42kW)			R		<b>04-0300</b>		Ø 17,46	Ch -R2500000
			R		<b>04-0677</b>		Ø 19,05	Ch R2500001-, Alu
	3/92-9/92				<b>05-0246</b>	Ate	Ø 22,20	+ABS
	3/92-9/92				<b>05-0254</b>	Ate	Ø 22,20	-ABS
	3/92-9/92				<b>05-0190</b>	Del(EB)	Ø 20,64	Alu, -ABS
	3/92-9/92				<b>05-0229</b>	Del(EJ)	Ø 22,20	Alu, +ABS
1.7 D Eng. 17D/ DR (44kW)			R		<b>04-0300</b>		Ø 17,46	Ch -R2500000
	-98		R		<b>04-0298</b>		Ø 19,05	Ch R2500001-
	-98		R		<b>04-0677</b>		Ø 19,05	Ch R2500001-, Alu
	92-98				<b>05-0246</b>	Ate	Ø 22,20	+ABS
	92-98				<b>05-0254</b>	Ate	Ø 22,20	-ABS
	92-98				<b>05-0190</b>	Del(EB)	Ø 20,64	Alu, -ABS
	92-98				<b>05-0229</b>	Del(EJ)	Ø 22,20	Alu, +ABS
	92-98				<b>05-0230</b>	Del(EK)	Ø 22,20	Alu, -ABS
1.7 TD Eng. X17DTL (50kW)			R		<b>04-0300</b>		Ø 17,46	Ch -R2500000
	-98		R		<b>04-0298</b>		Ø 19,05	Ch R2500001-
	-98		R		<b>04-0677</b>		Ø 19,05	Ch R2500001-, Alu
	94-98				<b>05-0246</b>	Ate	Ø 22,20	+ABS
	94-98				<b>05-0190</b>	Del(EB)	Ø 20,64	Alu, -ABS
	94-98				<b>05-0229</b>	Del(EJ)	Ø 22,20	Alu, +ABS
1.7 TDS Eng. 17DT(TC4EE1)/ X17DT (60kW)			R		<b>04-0300</b>		Ø 17,46	Ch -R2500000
	-98		R		<b>04-0298</b>		Ø 19,05	Ch R2500001-
	-98		R		<b>04-0677</b>		Ø 19,05	Ch R2500001-, Alu
	92-98				<b>05-0246</b>	Ate	Ø 22,20	+ABS
	92-98				<b>05-0254</b>	Ate	Ø 22,20	-ABS
	92-98				<b>05-0190</b>	Del(EB)	Ø 20,64	Alu, -ABS
	92-98				<b>05-0229</b>	Del(EJ)	Ø 22,20	Alu, +ABS
1.8 i Eng. C18NZ (66kW)			R		<b>04-0300</b>		Ø 17,46	Ch -NE183174
	-98		R		<b>04-0298</b>		Ø 19,05	Ch R2500001-
	-98		R		<b>04-0677</b>		Ø 19,05	Ch R2500001-, Alu
	92-98				<b>05-0246</b>	Ate	Ø 22,20	+ABS
	92-98				<b>05-0254</b>	Ate	Ø 22,20	-ABS
	92-98				<b>05-0229</b>	Del(EJ)	Ø 22,20	Alu, +ABS
	92-98				<b>05-0230</b>	Del(EK)	Ø 22,20	Alu, -ABS
1.8 i 16v Eng. C18XE (92kW)					<b>05-0190</b>	Del(EB)	Ø 20,64	Ch NE183175-, Alu, -ABS
	93-94				<b>05-0246</b>	Ate	Ø 22,20	+ABS
	93-94				<b>05-0254</b>	Ate	Ø 22,20	-ABS, HDB
	93-94				<b>05-0229</b>	Del(EJ)	Ø 22,20	Alu, +ABS
	93-94				<b>05-0230</b>	Del(EK)	Ø 22,20	Alu, -ABS
	1.8 i 16v, Cabrio Eng. C18XEL/ X18XE (85kW)	94-98				<b>05-0246</b>	Ate	Ø 22,20
94-98					<b>05-0254</b>	Ate	Ø 22,20	-ABS, HDB
94-98					<b>05-0229</b>	Del(EJ)	Ø 22,20	Alu, +ABS
94-98					<b>05-0230</b>	Del(EK)	Ø 22,20	Alu, -ABS
2.0 16v SW Eng. C20XE (110kW)		92-98				<b>05-0246</b>	Ate	Ø 22,20
	92-98				<b>05-0254</b>	Ate	Ø 22,20	-ABS
	92-98				<b>05-0229</b>	Del(EJ)	Ø 22,20	Alu, +ABS
	92-98				<b>05-0230</b>	Del(EK)	Ø 22,20	Alu, -ABS
2.0 i 16v Eng. X20XEV (100kW)	95-98				<b>05-0246</b>	Ate	Ø 22,20	+ABS
	95-98				<b>05-0254</b>	Ate	Ø 22,20	-ABS

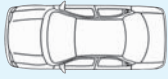























		Spare Parts	F/R	L/R	METELLI ref.		DIMENSIONS mm.	NOTE
2.0 i 16v Eng. X20XE (100kW)	95-98				<b>05-0229</b>	Del(EJ)	Ø 22,20	Alu, +ABS
	95-98				<b>05-0230</b>	Del(EK)	Ø 22,20	Alu, -ABS
2.0 i, Cabrio Eng. C20NE (85kW)	92-		R		<b>04-0300</b>		Ø 17,46	Ch -NE183174
	-98		R		<b>04-0298</b>		Ø 19,05	Ch NE183175-
	-98		R		<b>04-0677</b>		Ø 19,05	Ch NE183175-, Alu
	92-98				<b>05-0246</b>	Ate	Ø 22,20	+ABS
	92-98				<b>05-0254</b>	Ate	Ø 22,20	-ABS
	92-98				<b>05-0229</b>	Del(EJ)	Ø 22,20	Alu, +ABS
92-98				<b>05-0230</b>	Del(EK)	Ø 22,20	Alu, -ABS	
<b>Astra G, SW 9/98-3/04</b>								
1.2 16v Eng. Z12XE (55kW)	00-04		R		<b>04-0677</b>		Ø 19,05	Alu
	00-04				<b>05-0567</b>	Luc	Ø 23,81	Alu, +ESP
	00-04				<b>05-0379</b>	Luc	Ø 23,81	Alu, -ESP
	00-04				<b>55-0052</b>	Fte	Ø 15,87	Pla
1.2 i 16v Eng. X12XE (48kW)	98-00		R		<b>04-0677</b>		Ø 19,05	Alu
	98-00				<b>05-0567</b>	Luc	Ø 23,81	Alu, +ESP
	98-00				<b>05-0379</b>	Luc	Ø 23,81	Alu, -ESP
	98-00				<b>55-0052</b>	Fte	Ø 15,87	Pla
1.4 i 16v Eng. X14XE/ Z14XE (66kW)	98-04		R		<b>04-0677</b>		Ø 19,05	Alu
	98-04				<b>05-0567</b>	Luc	Ø 23,81	Alu, +ESP
	98-04				<b>05-0379</b>	Luc	Ø 23,81	Alu, -ESP
	98-04				<b>55-0052</b>	Fte	Ø 15,87	Pla
1.6 Eng. Z16SE (62kW)	00-04		R		<b>04-0677</b>		Ø 19,05	Alu
	00-04				<b>05-0567</b>	Luc	Ø 23,81	Alu, +ESP
	00-04				<b>05-0379</b>	Luc	Ø 23,81	Alu, -ESP
	00-04				<b>55-0052</b>	Fte	Ø 15,87	Pla
1.6 16v, Cabrio Eng. X16XEL/ Z16XE (74kW)	98-04		R		<b>04-0677</b>		Ø 19,05	Alu
	98-04				<b>05-0567</b>	Luc	Ø 23,81	Alu, +ESP
	98-04				<b>05-0379</b>	Luc	Ø 23,81	Alu, -ESP
	98-04				<b>55-0052</b>	Fte	Ø 15,87	Pla
1.6 16v, Cabrio Eng. Z16XEP (76kW)	00-04		R		<b>04-0677</b>		Ø 19,05	Alu, -ABS
	00-04				<b>05-0567</b>	Luc	Ø 23,81	Alu, +ESP
	00-04				<b>05-0379</b>	Luc	Ø 23,81	Alu, -ESP
	00-				<b>55-0052</b>	Fte	Ø 15,87	Pla
1.6 CNG SW Eng. Z16YNG (71kW)	03-04		R		<b>04-0677</b>		Ø 19,05	Alu, -ABS
	03-04				<b>05-0567</b>	Luc	Ø 23,81	Alu, +ESP
	03-04				<b>05-0379</b>	Luc	Ø 23,81	Alu, -ESP
1.6 i 16v Eng. X16SZR (55kW)	98-00		R		<b>04-0677</b>		Ø 19,05	Alu
	98-00				<b>05-0567</b>	Luc	Ø 23,81	Alu, +ESP
	98-00				<b>05-0379</b>	Luc	Ø 23,81	Alu, -ESP
	98-00				<b>55-0052</b>	Fte	Ø 15,87	Pla
1.7 CDTi Eng. Z17DTL (59kW)	03-04		R		<b>04-0677</b>		Ø 19,05	Alu
	03-04				<b>05-0567</b>	Luc	Ø 23,81	Alu, +ESP
	03-04				<b>05-0379</b>	Luc	Ø 23,81	Alu, -ESP
	03-04				<b>55-0052</b>	Fte	Ø 15,87	Pla
1.7 DTI 16v Eng. Y17DT (48-55kW)	00-04		R		<b>04-0677</b>		Ø 19,05	Alu
	00-04				<b>05-0567</b>	Luc	Ø 23,81	Alu, +ESP
	00-04				<b>05-0379</b>	Luc	Ø 23,81	Alu, -ESP
	00-04				<b>55-0052</b>	Fte	Ø 15,87	Pla
1.7 TD Eng. X17DTL (50kW)	98-00		R		<b>04-0677</b>		Ø 19,05	Alu
	98-00				<b>05-0567</b>	Luc	Ø 23,81	Alu, +ESP
	98-00				<b>05-0379</b>	Luc	Ø 23,81	Alu, -ESP
	98-00				<b>55-0052</b>	Fte	Ø 15,87	Pla
1.8 16v, Cabrio, Coupé Eng. Z18XE (92kW)	00-04				<b>05-0567</b>	Luc	Ø 23,81	Alu, +ESP
	00-04				<b>05-0379</b>	Luc	Ø 23,81	Alu, -ESP
	00-				<b>55-0052</b>	Fte	Ø 15,87	Pla
1.8 16v, Coupé Eng. X18XE1 (85kW)	98-00				<b>05-0567</b>	Luc	Ø 23,81	Alu, +ESP
	98-00				<b>05-0379</b>	Luc	Ø 23,81	Alu, -ESP
	98-				<b>55-0052</b>	Fte	Ø 15,87	Pla
2.0 16v T. OPC Coupé,Cabrio,SW Eng. Z20LET (141kW)	00-				<b>05-0567</b>	Luc	Ø 23,81	Alu, +ESP
	00-04				<b>05-0379</b>	Luc	Ø 23,81	Alu, -ESP
	00-				<b>55-0052</b>	Fte	Ø 15,87	Pla
2.0 Di 16v Eng. X20DTL/ Y20DTL (60kW)	3/98-				<b>05-0379</b>	Luc	Ø 23,81	Alu, -ESP
	98-04				<b>05-0567</b>	Luc	Ø 23,81	Alu, +ESP

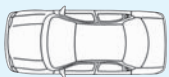




































		Spare Parts	F/R	L/R	METELLI ref.		DIMENSIONS mm.	NOTE
2.0 Di 16v Eng. X20DTL/ Y20DTL (60kW)	98-				55-0052	Fte	Ø 15,87	Pla
2.0 DTI 16v Eng. X20DTH/ Y20DTH (74kW)	99-04				05-0567	Luc	Ø 23,81	Alu, +ESP
	99-04				05-0379	Luc	Ø 23,81	Alu, -ESP
	99-04				55-0052	Fte	Ø 15,87	Pla
2.0 i 16v Eng. X20XEV (100kW)	98-04				05-0567	Luc	Ø 23,81	Alu, +ESP
	98-04				05-0379	Luc	Ø 23,81	Alu, -ESP
	98-04				55-0052	Fte	Ø 15,87	Pla
2.0 T. 16v Coupé,Cabrio,SW Eng. Z20LER (147kW)	02-				05-0567	Luc	Ø 23,81	Alu, +ESP
	02-04				05-0379	Luc	Ø 23,81	Alu, -ESP
	02-				55-0052	Fte	Ø 15,87	Pla
2.2 16v, Cabrio, Coupé Eng. Z22SE (108kW)	01-04				05-0379	Luc	Ø 23,81	Alu, -ESP
	3/01-				05-0567	Luc	Ø 23,81	Alu, +ESP
	01-				55-0052	Fte	Ø 15,87	Pla
2.2 DTI, Cabrio, Coupé Eng. Y22DTR (92kW)	02-04				05-0567	Luc	Ø 23,81	Alu, +ESP
	02-04				05-0379	Luc	Ø 23,81	Alu, -ESP
	02-04				55-0052	Fte	Ø 15,87	Pla
<b>Astra H Cabriolet 9/05-</b>								
1.6 16v Eng. Z16XEP (77kW)	05-06				05-0569	Trw	Ø 25,40	Alu, +ESP
	05-06				05-0570	Trw	Ø 25,40	Alu, -ESP
	06-				05-0716	Trw	Ø 25,40	Alu, +ESP
	06-				05-0717	Trw	Ø 25,40	Alu, -ESP
	05-				55-0052	Fte	Ø 15,87	Pla, M/T, LHD
1.8 16v Eng. Z18XE (92kW)	05-06				05-0569	Trw	Ø 25,40	Alu, +ESP
	05-06				05-0570	Trw	Ø 25,40	Alu, -ESP
	06-				05-0716	Trw	Ø 25,40	Alu, +ESP
	06-				05-0717	Trw	Ø 25,40	Alu, -ESP
	05-				55-0052	Fte	Ø 15,87	Pla, LHD
1.8 16v Eng. Z18XER (103kW)	05-06				05-0569	Trw	Ø 25,40	Alu, +ESP
	05-06				05-0570	Trw	Ø 25,40	Alu, -ESP
	06-				05-0716	Trw	Ø 25,40	Alu, +ESP
	06-				05-0717	Trw	Ø 25,40	Alu, -ESP
	05-				55-0052	Fte	Ø 15,87	Pla, LHD
1.9 CDTi Eng. Z19DTH (110kW)	05-				05-0571	Ate	Ø 25,40	Alu, +ESP
	05-				55-0052	Fte	Ø 15,87	Pla, LHD
2.0 T. Eng. Z20LEL (125kW)	05-06				05-0569	Trw	Ø 25,40	Alu, +ESP
	05-06				05-0570	Trw	Ø 25,40	Alu, -ESP
	06-				05-0716	Trw	Ø 25,40	Alu, +ESP
	06-				05-0717	Trw	Ø 25,40	Alu, -ESP
	05-				55-0052	Fte	Ø 15,87	Pla, LHD
2.0 T. 16v Eng. Z20LER (147kW)	05-06				05-0569	Trw	Ø 25,40	Alu, +ESP
	05-06				05-0570	Trw	Ø 25,40	Alu, -ESP
	06-				05-0716	Trw	Ø 25,40	Alu, +ESP
	06-				05-0717	Trw	Ø 25,40	Alu, -ESP
	05-				55-0052	Fte	Ø 15,87	Pla, LHD
<b>Astra H, SW, GTC 3/04-</b>								
1.2 Eng. X12XE (48kW)	06-				55-0052	Fte	Ø 15,87	Pla
1.3 CDTi 16v Eng. Z13DTH (66kW)	05-06				05-0569	Trw	Ø 25,40	Alu, +ESP
	05-06				05-0570	Trw	Ø 25,40	Alu, -ESP
	06-				05-0716	Trw	Ø 25,40	Alu, +ESP
	06-				05-0717	Trw	Ø 25,40	Alu, -ESP
1.4 16v Eng. Z14XEP (66kW)	3/04-		R		04-0760		Ø 20,64	Alu, -ABS
	04-06				05-0569	Trw	Ø 25,40	Alu, +ESP
	04-06				05-0570	Trw	Ø 25,40	Alu, -ESP
	06-				05-0716	Trw	Ø 25,40	Alu, +ESP
	06-				05-0717	Trw	Ø 25,40	Alu, -ESP
1.6 16v Eng. Z16XEP (77kW)	3/04-		R		55-0052	Fte	Ø 15,87	Pla
	04-06				04-0760		Ø 20,64	Alu, -ABS
	04-06				05-0569	Trw	Ø 25,40	Alu, +ESP
	06-				05-0570	Trw	Ø 25,40	Alu, -ESP
	06-				05-0716	Trw	Ø 25,40	Alu, +ESP
1.6 16v Eng. Z16XER (85kW)	06-				05-0716	Trw	Ø 25,40	Alu, +ESP
	06-				05-0717	Trw	Ø 25,40	Alu, -ESP

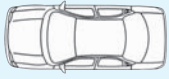

























		Spare Parts	F/R	L/R	METELLI ref.		DIMENSIONS mm.	NOTE
1.6 16v Eng. Z16XER (85kW)	06-				<b>55-0052</b>	Fte	Ø 15,87	Pla, M/T, LHD
1.6 T. 16v Eng. Z16LET (132kW)	07-				<b>55-0052</b>	Fte	Ø 15,87	Pla, LHD
1.7 CDTi Eng. Z17DTH (74kW)	3/04-		R		<b>04-0760</b>		Ø 20,64	Alu, -ABS
	04-06				<b>05-0569</b>	Trw	Ø 25,40	Alu, +ESP
	04-06				<b>05-0570</b>	Trw	Ø 25,40	Alu, -ESP
	06-				<b>05-0716</b>	Trw	Ø 25,40	Alu, +ESP
	06-				<b>05-0717</b>	Trw	Ø 25,40	Alu, -ESP
	3/04-				<b>55-0052</b>	Fte	Ø 15,87	Pla
1.7 CDTi Eng. Z17DTJ (81kW)	07-				<b>55-0052</b>	Fte	Ø 15,87	Pla, LHD
1.7 CDTi (Exc. GTC) Eng. Z17DTL (59kW)	3/04-		R		<b>04-0760</b>		Ø 20,64	Alu, -ABS
	04-06				<b>05-0569</b>	Trw	Ø 25,40	Alu, +ESP
	04-06				<b>05-0570</b>	Trw	Ø 25,40	Alu, -ESP
	06-				<b>05-0716</b>	Trw	Ø 25,40	Alu, +ESP
	06-				<b>05-0717</b>	Trw	Ø 25,40	Alu, -ESP
	3/04-				<b>55-0052</b>	Fte	Ø 15,87	Pla
1.7 CDTi 16v Eng. Z17DTR (92kW)	07-				<b>55-0052</b>	Fte	Ø 15,87	Pla, LHD
1.8 16v Eng. Z18XE (92kW)	04-06				<b>05-0569</b>	Trw	Ø 25,40	Alu, +ESP
	04-06				<b>05-0570</b>	Trw	Ø 25,40	Alu, -ESP
	06-				<b>05-0716</b>	Trw	Ø 25,40	Alu, +ESP
	06-				<b>05-0717</b>	Trw	Ø 25,40	Alu, -ESP
	3/04-				<b>55-0052</b>	Fte	Ø 15,87	Pla
1.8 16v Eng. Z18XER (103kW)	06-				<b>05-0716</b>	Trw	Ø 25,40	Alu, +ESP
	06-				<b>05-0717</b>	Trw	Ø 25,40	Alu, -ESP
	06-				<b>55-0052</b>	Fte	Ø 15,87	Pla, LHD
1.9 CDTi Eng. Z19DT (74kW)	05-				<b>55-0052</b>	Fte	Ø 15,87	Pla, LHD
1.9 CDTi Eng. Z19DTH (110kW)	04-				<b>05-0571</b>	Ate	Ø 25,40	Alu, +ESP
	9/04-				<b>55-0052</b>	Fte	Ø 15,87	Pla
1.9 CDTi Eng. Z19DTJ (88kW)	04-				<b>05-0571</b>	Ate	Ø 25,40	Alu, +ESP
	3/04-				<b>55-0052</b>	Fte	Ø 15,87	Pla
2.0 OPC Eng. Z20LEH (177kW)	05-06				<b>05-0569</b>	Trw	Ø 25,40	Alu, +ESP
	05-06				<b>05-0570</b>	Trw	Ø 25,40	Alu, -ESP
	06-				<b>05-0716</b>	Trw	Ø 25,40	Alu, +ESP
	06-				<b>05-0717</b>	Trw	Ø 25,40	Alu, -ESP
	05-				<b>55-0052</b>	Fte	Ø 15,87	Pla, LHD
2.0 T. Eng. Z20LEL (125kW)	04-06				<b>05-0569</b>	Trw	Ø 25,40	Alu, +ESP
	04-06				<b>05-0570</b>	Trw	Ø 25,40	Alu, -ESP
	06-				<b>05-0716</b>	Trw	Ø 25,40	Alu, +ESP
	06-				<b>05-0717</b>	Trw	Ø 25,40	Alu, -ESP
	3/04-				<b>55-0052</b>	Fte	Ø 15,87	Pla
2.0 T. 16v Eng. Z20LER (147kW)	04-06				<b>05-0569</b>	Trw	Ø 25,40	Alu, +ESP
	04-06				<b>05-0570</b>	Trw	Ø 25,40	Alu, -ESP
	06-				<b>05-0716</b>	Trw	Ø 25,40	Alu, +ESP
	06-				<b>05-0717</b>	Trw	Ø 25,40	Alu, -ESP
	9/04-				<b>55-0052</b>	Fte	Ø 15,87	Pla
<b>Calibra A 6/90-7/97</b>								
2.0 16v, 4WD Eng. C20XE (110-115kW)	90-94				<b>05-0246</b>	Ate	Ø 22,20	+ABS
	90-94				<b>05-0189</b>	Del(CT,CJ)	Ø 22,22	Alu, -ABS
	90-94				<b>05-0229</b>	Del(EJ)	Ø 22,20	Alu, +ABS
	90-94				<b>05-0230</b>	Del(EK)	Ø 22,20	Alu, -ABS, HDB
2.0 i Eng. C20NE (85kW)	90-97				<b>05-0246</b>	Ate	Ø 22,20	+ABS
	90-97				<b>05-0189</b>	Del(CT,CJ)	Ø 22,22	Alu, -ABS
	90-97				<b>05-0229</b>	Del(EJ)	Ø 22,20	Alu, +ABS
	90-97				<b>05-0230</b>	Del(EK)	Ø 22,20	Alu, -ABS, HDB
2.0 i 16v, 4WD Eng. X20XE (100kW)	94-97				<b>05-0246</b>	Ate	Ø 22,20	+ABS
	94-97				<b>05-0229</b>	Del(EJ)	Ø 22,20	Alu, +ABS
2.0 i 4WD Eng. C20NE (85kW)	90-97				<b>05-0246</b>	Ate	Ø 22,20	+ABS
	90-97				<b>05-0189</b>	Del(CT,CJ)	Ø 22,22	Alu, -ABS
	90-97				<b>05-0229</b>	Del(EJ)	Ø 22,20	Alu, +ABS
	90-97				<b>05-0230</b>	Del(EK)	Ø 22,20	Alu, -ABS, HDB
<b>Chevanne 1/76-1/82</b>								
1.3 (40kW)	76-82		R		<b>04-0089</b>		Ø 19,05	
<b>Corsa A / Nova 9/82-3/93</b>								
1.0 Eng. 10S (33kW)	8/86-93		R		<b>04-0299</b>		Ø 14,28	
	8/86-93		R		<b>04-0300</b>		Ø 17,46	HDB

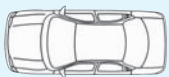


























		Spare Parts	F/R	L/R	METELLI ref.		DIMENSIONS mm.	NOTE
1.0 Eng. 10S (33kW)	9/82-7/86		R		<b>04-0186</b>		Ø 14,28	
	9/82-7/86		R		<b>04-0155</b>		Ø 17,46	HDB
	12/83-7/85				<b>05-0188</b>	Del(AX)	Ø 20,64	Alu, HDB
	12/83-7/85				<b>05-0186</b>	Del(BZ)	Ø 20,64	Alu
	8/85-93				<b>05-0181</b>	Del(CS,DD)	Ø 20,64	Alu
	9/82-11/83				<b>05-0178</b>	Del(AL)	Ø 20,64	
1.2 Eng. 12NV (38kW)	90-		R		<b>04-0300</b>		Ø 17,46	Ch G4000001-, HDB
		R		<b>04-0155</b>		Ø 17,46	Ch -G400000, HDB	
	1/90-				<b>05-0181</b>	Del(CS,DD)	Ø 20,64	Ch -K4000000, Alu
	1/90-93				<b>05-0178</b>	Del(AL)	Ø 20,64	LHD
	1/90-93				<b>05-0188</b>	Del(AX)	Ø 20,64	Alu, LHD, HDB
1.2 Eng. 12ST (40kW)	8/86-90		R		<b>04-0300</b>		Ø 17,46	HDB
	9/82-7/86		R		<b>04-0155</b>		Ø 17,46	HDB
	12/83-7/85				<b>05-0188</b>	Del(AX)	Ø 20,64	Alu, HDB
	8/85-90				<b>05-0181</b>	Del(CS,DD)	Ø 20,64	Alu
	9/82-11/83				<b>05-0178</b>	Del(AL)	Ø 20,64	
1.2, i Eng. 12NC/ C12NZ/ E12GV (33kW)	8/86-93		R		<b>04-0300</b>		Ø 17,46	HDB
	9/82-7/86		R		<b>04-0155</b>		Ø 17,46	HDB
	12/83-7/85				<b>05-0188</b>	Del(AX)	Ø 20,64	Alu, HDB
	8/85-93				<b>05-0181</b>	Del(CS,DD)	Ø 20,64	Alu
	9/82-11/83				<b>05-0178</b>	Del(AL)	Ø 20,64	
1.3 Eng. 13SB (51kW)	8/86-89		R		<b>04-0300</b>		Ø 17,46	HDB
	9/82-7/86		R		<b>04-0155</b>		Ø 17,46	HDB
	12/83-7/85				<b>05-0188</b>	Del(AX)	Ø 20,64	Alu, HDB
	8/85-89				<b>05-0181</b>	Del(CS,DD)	Ø 20,64	Alu
	9/82-11/83				<b>05-0178</b>	Del(AL)	Ø 20,64	
1.3i, Kat Eng. 13NB/ C13N (44kW)	8/86-90		R		<b>04-0300</b>		Ø 17,46	HDB
	85-7/86		R		<b>04-0155</b>		Ø 17,46	HDB
	85-90				<b>05-0181</b>	Del(CS,DD)	Ø 20,64	Alu
1.4 i Eng. C14NZ/ X14SZ (44kW)	90-93		R		<b>04-0300</b>		Ø 17,46	HDB
	90-93				<b>05-0178</b>	Del(AL)	Ø 20,64	LHD
	90-93				<b>05-0188</b>	Del(AX)	Ø 20,64	Alu, LHD, HDB
1.4 S Eng. 14NV (53kW)	90-93		R		<b>04-0300</b>		Ø 17,46	HDB
1.4 Si Eng. C14SE (60kW)	91-93		R		<b>04-0300</b>		Ø 17,46	HDB
1.5 D Eng. 15D(4EC1) (37kW)	8/87-93		R		<b>04-0300</b>		Ø 17,46	HDB
	8/87-93				<b>05-0181</b>	Del(DD)	Ø 20,64	Alu
1.5 TD Eng. 15DT(T4EC1) (49kW)	88-93		R		<b>04-0300</b>		Ø 17,46	HDB
	88-93				<b>05-0181</b>	Del(DD)	Ø 20,64	Alu
1.6 GSI Eng. C16SEI (72kW)	89-93		R		<b>04-0300</b>		Ø 17,46	HDB
1.6 GSI, Kat Eng. C16SE/ E16SE (74kW)	92-93		R		<b>04-0300</b>		Ø 17,46	HDB
	92-93				<b>05-0181</b>	Del(DD)	Ø 20,64	Alu
1.6 i Eng. C16NZ (55kW)	88-92		R		<b>04-0300</b>		Ø 17,46	HDB
<b>Corsa B / Corsa 3/93-9/00</b>								
1.0 i 12v Eng. X10XE (40kW)	96-00		R		<b>04-0298</b>		Ø 19,05	
	96-00		R		<b>04-0677</b>		Ø 19,05	Alu
	96-00				<b>05-0190</b>	Del(EB)	Ø 20,64	Alu, -ABS, LHD
	96-00				<b>05-0224</b>	Del(EL)	Ø 20,64	Alu, +ABS, LHD
	96-00				<b>05-0306</b>	DEL(EM)	Ø 20,64	Alu, -ABS, RHD
	96-00				<b>05-0307</b>	Del(EP)	Ø 20,64	Alu, +ABS, RHD
1.2 i 16v Eng. X12XE (48kW)	98-00		R		<b>04-0298</b>		Ø 19,05	
	98-00		R		<b>04-0677</b>		Ø 19,05	Alu
	98-00				<b>05-0190</b>	Del(EB)	Ø 20,64	Alu, -ABS, LHD
	98-00				<b>05-0224</b>	Del(EL)	Ø 20,64	Alu, +ABS, LHD
	98-00				<b>05-0306</b>	DEL(EM)	Ø 20,64	Alu, -ABS, RHD
	98-00				<b>05-0307</b>	Del(EP)	Ø 20,64	Alu, +ABS, RHD
1.2i Eng. 12NZ/ C12NZ/ X12SZ (33kW)	93-00		R		<b>04-0298</b>		Ø 19,05	
	93-00		R		<b>04-0677</b>		Ø 19,05	Alu
	93-00				<b>05-0190</b>	Del(EB)	Ø 20,64	Alu, -ABS, LHD
	93-00				<b>05-0224</b>	Del(EL)	Ø 20,64	Alu, +ABS, LHD
	93-00				<b>05-0306</b>	DEL(EM)	Ø 20,64	Alu, -ABS, RHD
	93-00				<b>05-0307</b>	Del(EP)	Ø 20,64	Alu, +ABS, RHD
1.4 i Eng. C14NZ/ X14SZ (44kW)	93-00		R		<b>04-0298</b>		Ø 19,05	
	93-00		R		<b>04-0677</b>		Ø 19,05	Alu
	93-00				<b>05-0190</b>	Del(EB)	Ø 20,64	Alu, -ABS, LHD

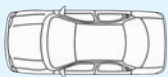






























		Spare Parts	F/R	L/R	METELLI ref.		DIMENSIONS mm.	NOTE
1.4 i Eng. C14NZ/ X14SZ (44kW)	93-00				<b>05-0224</b>	Del(EL)	Ø 20,64	Alu, +ABS, LHD
	93-00				<b>05-0306</b>	DEL(EM)	Ø 20,64	Alu, -ABS, RHD
	93-00				<b>05-0307</b>	Del(EP)	Ø 20,64	Alu, +ABS, RHD
1.4 i 16v Eng. C14S/ C14SEL (63kW)	97-00		R		<b>04-0298</b>		Ø 19,05	
	97-00		R		<b>04-0677</b>		Ø 19,05	Alu
	97-00				<b>05-0190</b>	Del(EB)	Ø 20,64	Alu, -ABS, LHD
	97-00				<b>05-0224</b>	Del(EL)	Ø 20,64	Alu, +ABS, LHD
	97-00				<b>05-0306</b>	DEL(EM)	Ø 20,64	Alu, -ABS, RHD
	97-00				<b>05-0307</b>	Del(EP)	Ø 20,64	Alu, +ABS, RHD
1.4 i 16v Eng. X14XE (66kW)	94-00		R		<b>04-0298</b>		Ø 19,05	
	94-00		R		<b>04-0677</b>		Ø 19,05	Alu
	94-00				<b>05-0190</b>	Del(EB)	Ø 20,64	Alu, -ABS, LHD
	94-00				<b>05-0224</b>	Del(EL)	Ø 20,64	Alu, +ABS, LHD
	94-00				<b>05-0306</b>	DEL(EM)	Ø 20,64	Alu, -ABS, RHD
	94-00				<b>05-0307</b>	Del(EP)	Ø 20,64	Alu, +ABS, RHD
1.4 Si Eng. C14SE (60kW)	93-00		R		<b>04-0298</b>		Ø 19,05	
	93-00		R		<b>04-0677</b>		Ø 19,05	Alu
	93-00				<b>05-0190</b>	Del(EB)	Ø 20,64	Alu, -ABS, LHD
	93-00				<b>05-0224</b>	Del(EL)	Ø 20,64	Alu, +ABS, LHD
	93-00				<b>05-0306</b>	DEL(EM)	Ø 20,64	Alu, -ABS, RHD
	93-00				<b>05-0307</b>	Del(EP)	Ø 20,64	Alu, +ABS, RHD
1.5 D Eng. 15D(4EC1) (37kW)	93-00		R		<b>04-0298</b>		Ø 19,05	
	93-00		R		<b>04-0677</b>		Ø 19,05	Alu
	93-00				<b>05-0190</b>	Del(EB)	Ø 20,64	Alu, -ABS, LHD
	93-00				<b>05-0224</b>	Del(EL)	Ø 20,64	Alu, +ABS, LHD
	93-00				<b>05-0306</b>	DEL(EM)	Ø 20,64	Alu, -ABS, RHD
	93-00				<b>05-0307</b>	Del(EP)	Ø 20,64	Alu, +ABS, RHD
1.5 TD Eng. 15DT(T4EC1) (49kW)	93-00		R		<b>04-0298</b>		Ø 19,05	
	93-00		R		<b>04-0677</b>		Ø 19,05	Alu
	93-00				<b>05-0190</b>	Del(EB)	Ø 20,64	Alu, -ABS, LHD
	93-00				<b>05-0224</b>	Del(EL)	Ø 20,64	Alu, +ABS, LHD
	93-00				<b>05-0306</b>	DEL(EM)	Ø 20,64	Alu, -ABS, RHD
	93-00				<b>05-0307</b>	Del(EP)	Ø 20,64	Alu, +ABS, RHD
1.6 GSI 16v Eng. C16XE (80kW)	93-00		R		<b>04-0298</b>		Ø 19,05	
	93-00		R		<b>04-0677</b>		Ø 19,05	Alu
	93-00				<b>05-0190</b>	Del(EB)	Ø 20,64	Alu, -ABS, LHD
	93-00				<b>05-0224</b>	Del(EL)	Ø 20,64	Alu, +ABS, LHD
	93-00				<b>05-0306</b>	DEL(EM)	Ø 20,64	Alu, -ABS, RHD
	93-00				<b>05-0307</b>	Del(EP)	Ø 20,64	Alu, +ABS, RHD
1.6 i 16v Eng. C16SEL (74kW)	97-00		R		<b>04-0298</b>		Ø 19,05	
	97-00		R		<b>04-0677</b>		Ø 19,05	Alu
	97-00				<b>05-0190</b>	Del(EB)	Ø 20,64	Alu, -ABS, LHD
	97-00				<b>05-0224</b>	Del(EL)	Ø 20,64	Alu, +ABS, LHD
	97-00				<b>05-0306</b>	DEL(EM)	Ø 20,64	Alu, -ABS, RHD
	97-00				<b>05-0307</b>	Del(EP)	Ø 20,64	Alu, +ABS, RHD
1.6 i 16v Eng. X16XE (78kW)	94-00		R		<b>04-0298</b>		Ø 19,05	
	94-00		R		<b>04-0677</b>		Ø 19,05	Alu
	94-00				<b>05-0190</b>	Del(EB)	Ø 20,64	Alu, -ABS, LHD
	94-00				<b>05-0224</b>	Del(EL)	Ø 20,64	Alu, +ABS, LHD
	94-00				<b>05-0306</b>	DEL(EM)	Ø 20,64	Alu, -ABS, RHD
	94-00				<b>05-0307</b>	Del(EP)	Ø 20,64	Alu, +ABS, RHD
1.7 D Eng. 17D(4EE1)/ X17D (44kW)	96-00		R		<b>04-0298</b>		Ø 19,05	
	96-00		R		<b>04-0677</b>		Ø 19,05	Alu
	96-00				<b>05-0190</b>	Del(EB)	Ø 20,64	Alu, -ABS, LHD
	96-00				<b>05-0224</b>	Del(EL)	Ø 20,64	Alu, +ABS, LHD
	96-00				<b>05-0306</b>	DEL(EM)	Ø 20,64	Alu, -ABS, RHD
	96-00				<b>05-0307</b>	Del(EP)	Ø 20,64	Alu, +ABS, RHD
<b>Corsa C / Corsa II 9/00-6/06</b>								
1.0 12v Eng. Z10XE (43kW)	00-00		R		<b>04-0298</b>		Ø 19,05	
	00-00		R		<b>04-0677</b>		Ø 19,05	Alu
					<b>05-0538</b>		Ø 22,20	Ch 43000001-, Alu, Rear Disc Brake, +ABS, +ESP
					<b>05-0380</b>		Ø 22,20	Ch -36999999, Alu
					<b>05-0540</b>		Ø 22,20	Ch 43000001-, Alu, Rear Drum Brake, +ABS, +ESP
				<b>05-0539</b>	Bosch	Ø 23,80	Ch 43000001-, Alu, Rear Disc Brake, +ABS, -ESP	

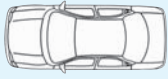







































		Spare Parts	F/R	L/R	METELLI ref.		DIMENSIONS mm.	NOTE
1.0 12v Eng. Z10XE (43kW)	00-				<b>05-0118</b>	Del(BE)	Ø 20,64	Ch 43000001-, +BFR, Rear Drum Brake, +ABS, -ESP
					<b>55-0054</b>	Fte	Ø 15,87	Pla, M/T
1.0 12v Eng. Z10XEP (44kW)	03-		R		<b>04-0298</b>		Ø 19,05	
			R		<b>04-0677</b>		Ø 19,05	Alu
					<b>05-0538</b>		Ø 22,20	Ch 43000001-, Alu, Rear Disc Brake, +ABS, +ESP
					<b>05-0380</b>		Ø 22,20	Ch -36999999, Alu
					<b>05-0540</b>		Ø 22,20	Ch 43000001-, Alu, Rear Drum Brake, +ABS, +ESP
					<b>05-0539</b>	Bosch	Ø 23,80	Ch 43000001-, Alu, Rear Disc Brake, +ABS, -ESP
	03-				<b>05-0118</b>	Del(BE)	Ø 20,64	Ch 43000001-, +BFR, Rear Drum Brake, +ABS, -ESP
					<b>55-0054</b>	Fte	Ø 15,87	Pla, M/T
1.2 16v Eng. Z12XE (55kW)	9/00-		R		<b>04-0298</b>		Ø 19,05	
			R		<b>04-0677</b>		Ø 19,05	Alu
					<b>05-0538</b>		Ø 22,20	Ch 43000001-, Alu, Rear Disc Brake, +ABS, +ESP
					<b>05-0380</b>		Ø 22,20	Ch -36999999, Alu
					<b>05-0540</b>		Ø 22,20	Ch 43000001-, Alu, Rear Drum Brake, +ABS, +ESP
					<b>05-0539</b>	Bosch	Ø 23,80	Ch 43000001-, Alu, Rear Disc Brake, +ABS, -ESP
	00-				<b>05-0118</b>	Del(BE)	Ø 20,64	Ch 43000001-, +BFR, Rear Drum Brake, +ABS, -ESP
					<b>55-0054</b>	Fte	Ø 15,87	Pla, M/T
1.2 16v Twinport Eng. Z12XEP (59kW)	04-		R		<b>04-0677</b>		Ø 19,05	Alu
					<b>05-0538</b>		Ø 22,20	Ch 43000001-, Alu, Rear Disc Brake, +ABS, +ESP
					<b>05-0380</b>		Ø 22,20	Ch -36999999, Alu
					<b>05-0540</b>		Ø 22,20	Ch 43000001-, Alu, Rear Drum Brake, +ABS, +ESP
					<b>05-0539</b>	Bosch	Ø 23,80	Ch 43000001-, Alu, Rear Disc Brake, +ABS, -ESP
					<b>05-0118</b>	Del(BE)	Ø 20,64	Ch 43000001-, +BFR, Rear Drum Brake, +ABS, -ESP
	04-				<b>55-0054</b>	Fte	Ø 15,87	Pla, M/T
1.3 CDTi 16v Eng. Z13DT (51kW)	6/03-		R		<b>04-0298</b>		Ø 19,05	
			R		<b>04-0677</b>		Ø 19,05	Alu
					<b>05-0538</b>		Ø 22,20	Ch 43000001-, Alu, Rear Disc Brake, +ABS, +ESP
					<b>05-0380</b>		Ø 22,20	Ch -36999999, Alu
					<b>05-0540</b>		Ø 22,20	Ch 43000001-, Alu, Rear Drum Brake, +ABS, +ESP
					<b>05-0539</b>	Bosch	Ø 23,80	Ch 43000001-, Alu, Rear Disc Brake, +ABS, -ESP
	03-				<b>05-0118</b>	Del(BE)	Ø 20,64	Ch 43000001-, +BFR, Rear Drum Brake, +ABS, -ESP
					<b>55-0054</b>	Fte	Ø 15,87	Pla, M/T
1.4 16v Eng. Z14XE (66kW)	9/00-		R		<b>04-0298</b>		Ø 19,05	
			R		<b>04-0677</b>		Ø 19,05	Alu
					<b>05-0538</b>		Ø 22,20	Ch 43000001-, Alu, Rear Disc Brake, +ABS, +ESP
					<b>05-0380</b>		Ø 22,20	Ch -36999999, Alu
					<b>05-0540</b>		Ø 22,20	Ch 43000001-, Alu, Rear Drum Brake, +ABS, +ESP
					<b>05-0539</b>	Bosch	Ø 23,80	Ch 43000001-, Alu, Rear Disc Brake, +ABS, -ESP
	00-				<b>05-0118</b>	Del(BE)	Ø 20,64	Ch 43000001-, +BFR, Rear Drum Brake, +ABS, -ESP
					<b>55-0054</b>	Fte	Ø 15,87	Pla, M/T
1.4 16v Twinport Eng. Z14XEP (66kW)	03-		R		<b>04-0677</b>		Ø 19,05	Alu
					<b>05-0538</b>		Ø 22,20	Ch 43000001-, Alu, Rear Disc Brake, +ABS, +ESP
					<b>05-0380</b>		Ø 22,20	Ch -36999999, Alu
					<b>05-0540</b>		Ø 22,20	Ch 43000001-, Alu, Rear Drum Brake, +ABS, +ESP
					<b>05-0539</b>	Bosch	Ø 23,80	Ch 43000001-, Alu, Rear Disc Brake, +ABS, -ESP
					<b>05-0118</b>	Del(BE)	Ø 20,64	Ch 43000001-, +BFR, Rear Drum Brake, +ABS, -ESP
	03-				<b>55-0054</b>	Fte	Ø 15,87	Pla, M/T
1.7 CDTi Eng. Z17DTH (74kW)	03-		R		<b>04-0760</b>		Ø 20,64	Alu, -ABS
					<b>05-0538</b>		Ø 22,20	Ch 43000001-, Alu, Rear Disc Brake, +ABS, +ESP
					<b>05-0380</b>		Ø 22,20	Ch -36999999, Alu
					<b>05-0540</b>		Ø 22,20	Ch 43000001-, Alu, Rear Drum Brake, +ABS, +ESP
					<b>05-0539</b>	Bosch	Ø 23,80	Ch 43000001-, Alu, Rear Disc Brake, +ABS, -ESP
					<b>05-0118</b>	Del(BE)	Ø 20,64	Ch 43000001-, +BFR, Rear Drum Brake, +ABS, -ESP
	03-				<b>55-0054</b>	Fte	Ø 15,87	Pla

		Spare Parts	F/R	L/R	METELLI ref.		DIMENSIONS mm.	NOTE
1.7 Di 16v Eng. Y17DTL (48kW)	9/00-		R		<b>04-0298</b>		Ø 19,05	
			R		<b>04-0677</b>		Ø 19,05	Alu
	00-				<b>05-0538</b>		Ø 22,20	Ch 43000001-, Alu, Rear Disc Brake, +ABS, +ESP
					<b>05-0380</b>		Ø 22,20	Ch -36999999, Alu
					<b>05-0540</b>		Ø 22,20	Ch 43000001-, Alu, Rear Drum Brake, +ABS, +ESP
					<b>05-0539</b>	Bosch	Ø 23,80	Ch 43000001-, Alu, Rear Disc Brake, +ABS, -ESP
		<b>05-0118</b>	Del(BE)	Ø 20,64	Ch 43000001-, +BFR, Rear Drum Brake, +ABS, -ESP			
				<b>55-0054</b>	Fte	Ø 15,87	Pla	
1.7 DTI 16v Eng. Y17DT (55kW)	9/00-		R		<b>04-0298</b>		Ø 19,05	
			R		<b>04-0677</b>		Ø 19,05	Alu
	00-				<b>05-0538</b>		Ø 22,20	Ch 43000001-, Alu, Rear Disc Brake, +ABS, +ESP
					<b>05-0380</b>		Ø 22,20	Ch -36999999, Alu
					<b>05-0540</b>		Ø 22,20	Ch 43000001-, Alu, Rear Drum Brake, +ABS, +ESP
					<b>05-0539</b>	Bosch	Ø 23,80	Ch 43000001-, Alu, Rear Disc Brake, +ABS, -ESP
		<b>05-0118</b>	Del(BE)	Ø 20,64	Ch 43000001-, +BFR, Rear Drum Brake, +ABS, -ESP			
				<b>55-0054</b>	Fte	Ø 15,87	Pla	
1.8 16v Eng. Z18XE (92kW)	00-				<b>05-0538</b>		Ø 22,20	Ch 43000001-, Alu, Rear Disc Brake, +ABS, +ESP
					<b>05-0380</b>		Ø 22,20	Ch -36999999, Alu
					<b>05-0540</b>		Ø 22,20	Ch 43000001-, Alu, Rear Drum Brake, +ABS, +ESP
					<b>05-0539</b>	Bosch	Ø 23,80	Ch 43000001-, Alu, Rear Disc Brake, +ABS, -ESP
					<b>05-0118</b>	Del(BE)	Ø 20,64	Ch 43000001-, +BFR, Rear Drum Brake, +ABS, -ESP
				<b>55-0054</b>	Fte	Ø 15,87	Pla	
<b>Corsa D 7/06-</b>								
1.0 12v Eng. Z10XEP (44kW)	06-		R		<b>04-0846</b>	Ap	Ø 19,05	Alu
					<b>05-0674</b>	Bosch	Ø 22,20	Alu, +ESP
					<b>05-0675</b>	Bosch	Ø 22,20	Alu, -ESP
1.2 16v Eng. Z12XEP (59kW)	06-		R		<b>04-0846</b>	Ap	Ø 19,05	Alu
					<b>05-0674</b>	Bosch	Ø 22,20	Alu, +ESP
					<b>05-0675</b>	Bosch	Ø 22,20	Alu, -ESP
1.3 CDTi 16v Eng. Z13DTH (66kW)	06-		R		<b>04-0846</b>	Ap	Ø 19,05	Alu
					<b>05-0674</b>	Bosch	Ø 22,20	Alu, +ESP
					<b>05-0675</b>	Bosch	Ø 22,20	Alu, -ESP
1.3 CDTi 16v Eng. Z13DTJ (55kW)	06-		R		<b>04-0846</b>	Ap	Ø 19,05	Alu
					<b>05-0674</b>	Bosch	Ø 22,20	Alu, +ESP
					<b>05-0675</b>	Bosch	Ø 22,20	Alu, -ESP
1.4 16v Eng. Z14XEP (66kW)	06-		R		<b>04-0846</b>	Ap	Ø 19,05	Alu
					<b>05-0674</b>	Bosch	Ø 22,20	Alu, +ESP
					<b>05-0675</b>	Bosch	Ø 22,20	Alu, -ESP
1.7 CDTi 16v Eng. Z17DTR (92kW)	06-				<b>05-0700</b>	Bosch	Ø 23,81	Alu, +ESP
					<b>05-0703</b>	Bosch	Ø 23,81	Alu, -ESP
<b>Frontera A / Frontera 3/92-10/98</b>								
2.0 i Sport Eng. C20NE/ X20SE (85kW)	92-		R		<b>04-0490</b>		Ø 25,40	Ch -PV561270
					<b>05-0179</b>	Del(H)	Ø 20,64	Ch -PV561270
2.3 TD Eng. 23DTR (74kW)	92-		R		<b>04-0490</b>		Ø 25,40	Ch -PV561398
					<b>05-0179</b>	Del(H)	Ø 20,64	Ch -PV561270
2.4 i Eng. C24NE (92kW)	92-		R		<b>04-0490</b>		Ø 25,40	Ch -PV560157
					<b>05-0179</b>	Del(H)	Ø 20,64	Ch -PV561270
<b>GT 9/68-8/73</b>								
1.1 Eng. 11SR (44kW)	68-70		R		<b>04-0058</b>		Ø 15,87	
1.9 Eng. 19S (66kW)	68-73		R		<b>04-0046</b>		Ø 15,87	
<b>Kadett A, SW 9/62-8/65</b>								
1.0 Eng. 10N (29kW)	8/63-8/65		R		<b>04-0058</b>		Ø 15,87	
1.0, Coupé Eng. 10S (35kW)	8/63-8/65		R		<b>04-0058</b>		Ø 15,87	
<b>Kadett B, SW / Chevette B 9/65-8/73</b>								
1.1, Coupé Eng. 11N (33-37kW)	65-73		F	L	<b>04-0056</b>		Ø 23,81	
	65-73		F	R	<b>04-0057</b>		Ø 23,81	
	65-73		R		<b>04-0058</b>		Ø 15,87	
	65-73				<b>05-0117</b>	Del(BD)	Ø 20,64	+BFR
1.2, Coupé Eng. 12S (44kW)	71-73		F	L	<b>04-0056</b>		Ø 23,81	
	71-73		F	R	<b>04-0057</b>		Ø 23,81	
	71-73		R		<b>04-0058</b>		Ø 15,87	Front Drum Brake, Exc. Scandinavia

		Spare Parts	F/R	L/R	METELLI ref.		DIMENSIONS mm.	NOTE
1.2, Coupé Eng. 12S (44kW)	71-73		R		<b>04-0075</b>		Ø 19,05	Front Drum Brake, Scandinavia
	71-73				<b>05-0117</b>	Del(BD)	Ø 20,64	+BFR
1.7 (Exc. SW) Eng. 17N/ S (44-49-61kW)	67-71		R		<b>04-0046</b>		Ø 15,87	
	67-71				<b>05-0117</b>	Del(BD)	Ø 20,64	+BFR
1.9 Coupé (Exc. SW) Eng. 19S (66kW)	67-73		R		<b>04-0046</b>		Ø 15,87	Front Disc Brake, Exc. Scandinavia
	67-73		R		<b>04-0434</b>		Ø 19,05	Front Disc Brake, Scandinavia
	67-73				<b>05-0117</b>	Del(BD)	Ø 20,64	+BFR, Front Disc Brake, Mod. L, SW
	67-73				<b>05-0179</b>	Del(H)	Ø 20,64	Front Disc Brake, Mod. S, Rally Sprint
<b>Kadett C, SW / Chevette C 8/73-7/79</b>								
1.0, Coupé Eng. 10N (29kW)	74-79		F	L	<b>04-0056</b>		Ø 23,81	
	74-79		F	R	<b>04-0057</b>		Ø 23,81	
	74-79		R		<b>04-0058</b>		Ø 15,87	Front Drum Brake, Exc. Sweden
	74-79		R		<b>04-0075</b>		Ø 19,05	Front Disc Brake, Sweden
1.2, Coupé Eng. 12N (38-40kW)	73-79		F	L	<b>04-0056</b>		Ø 23,81	
	73-79		F	R	<b>04-0057</b>		Ø 23,81	
	73-79		R		<b>04-0058</b>		Ø 15,87	Front Drum Brake, Exc. Sweden
	73-79		R		<b>04-0075</b>		Ø 19,05	Front Disc Brake, Sweden
1.2, Coupé Eng. 12S (44kW)	73-79		F	L	<b>04-0056</b>		Ø 23,81	
	73-79		F	R	<b>04-0057</b>		Ø 23,81	
	73-79		R		<b>04-0058</b>		Ø 15,87	Front Drum Brake, Exc. Sweden
	73-79		R		<b>04-0075</b>		Ø 19,05	Front Disc Brake, Sweden
1.6, Coupé Eng. 16S/ SH (55kW)	77-79				<b>05-0179</b>	Del(H)	Ø 20,64	
	77-79		R		<b>04-0434</b>		Ø 19,05	Front Disc Brake
1.9 GTE Coupé (Exc. SW) Eng. 19E (77kW)	75-77		R		<b>04-0434</b>		Ø 19,05	Front Disc Brake
	75-77				<b>05-0179</b>	Del(H)	Ø 20,64	
2.0 GTE Coupé (Exc. SW) Eng. 20EH (85kW)	8/77-7/79		R		<b>04-0434</b>		Ø 19,05	Front Disc Brake
	8/77-7/79				<b>05-0179</b>	Del(H)	Ø 20,64	
2.0 Rallye Coupé (Exc. SW) Eng. 20E (81kW)	8/77-7/79		R		<b>04-0434</b>		Ø 19,05	Front Disc Brake
	8/77-7/79				<b>05-0179</b>	Del(H)	Ø 20,64	
<b>Kadett City 8/73-7/79</b>								
1.0 Eng. 10N (29kW)	8/77-7/79		R		<b>04-0058</b>		Ø 15,87	
	8/77-7/79				<b>05-0179</b>	Del(H)	Ø 20,64	
1.2, Coupé Eng. 12S (44-55kW)	8/77-7/79		R		<b>04-0058</b>		Ø 15,87	
	8/77-7/79				<b>05-0179</b>	Del(H)	Ø 20,64	
1.6 (44kW)	77-		R		<b>04-0434</b>		Ø 19,05	
	77-				<b>05-0179</b>	Del(H)	Ø 20,64	
<b>Kadett D, SW / Astra D 8/79-8/84</b>								
1.0 (Exc. SW) Eng. 10S (29-38kW)	79-		R		<b>04-0185</b>		Ø 19,05	Ch -2518194, SW
	79-84		R		<b>04-0186</b>		Ø 14,28	
	-82		R		<b>04-0297</b>		Ø 19,05	Ch 2518195-, SW
	79-84				<b>05-0117</b>	Del(BD)	Ø 20,64	+BFR, +Servo
	79-84				<b>05-0118</b>	Del(BE)	Ø 20,64	+BFR, +Servo
1.2 Eng. 12N (39kW)	79-		R		<b>04-0185</b>		Ø 19,05	Ch -2518194, SW
	79-82		R		<b>04-0186</b>		Ø 14,28	
	79-82		R		<b>04-0434</b>		Ø 19,05	SW, HDB
	-82		R		<b>04-0297</b>		Ø 19,05	Ch 2518195-, SW
	79-82				<b>05-0117</b>	Del(BD)	Ø 20,64	+BFR, +Servo
	79-82				<b>05-0118</b>	Del(BE)	Ø 20,64	+BFR, +Servo
1.2 Eng. 12S (44kW)	79-		R		<b>04-0185</b>		Ø 19,05	Ch -2518194, SW
	79-84		R		<b>04-0186</b>		Ø 14,28	
	8/79-7/82		R		<b>04-0434</b>		Ø 19,05	SW, HDB
	-84		R		<b>04-0297</b>		Ø 19,05	Ch 2518195-, SW
	79-84				<b>05-0117</b>	Del(BD)	Ø 20,64	+BFR, +Servo
	79-84				<b>05-0118</b>	Del(BE)	Ø 20,64	+BFR, +Servo
1.2 (Exc. SW) Eng. 12ST (40kW)	82-		R		<b>04-0185</b>		Ø 19,05	Ch -2518194, SW
	82-84		R		<b>04-0186</b>		Ø 14,28	
	-84		R		<b>04-0297</b>		Ø 19,05	Ch 2518195-, SW
	82-84				<b>05-0117</b>	Del(BD)	Ø 20,64	+BFR, +Servo
	82-84				<b>05-0118</b>	Del(BE)	Ø 20,64	+BFR, +Servo
1.3 Eng. 13N (44kW)	79-		R		<b>04-0185</b>		Ø 19,05	Ch -2518194, SW
	79-84		R		<b>04-0186</b>		Ø 14,28	

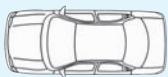






















			Spare Parts	F/R	L/R	METELLI ref.		DIMENSIONS mm.	NOTE
1.3 Eng. 13N (44kW)	79-84			R		04-0155		Ø 17,46	HDB
	79-84			R		04-0434		Ø 19,05	SW, HDB
	-84			R		04-0297		Ø 19,05	Ch 2518195-, SW
	79-84					05-0117	Del(BD)	Ø 20,64	+BFR, +Servo
	79-84					05-0118	Del(BE)	Ø 20,64	+BFR
1.3 Eng. 13S (55kW)	79-			R		04-0185		Ø 19,05	Ch -2518194, SW
	79-84			R		04-0186		Ø 14,28	
	79-84			R		04-0155		Ø 17,46	HDB
	79-84			R		04-0434		Ø 19,05	SW, HDB
	-84			R		04-0297		Ø 19,05	Ch 2518195-, SW
	79-84					05-0117	Del(BD)	Ø 20,64	+BFR, +Servo
	79-84					05-0118	Del(BE)	Ø 20,64	+BFR
1.6 Eng. 16N/ S/ SH (66kW)	81-84			R		04-0155		Ø 17,46	
	-84			R		04-0296		Ø 17,46	Ch E2501708-, Mod. L, SW
	81-84					05-0117	Del(BD)	Ø 20,64	+BFR, +Servo
	81-84					05-0118	Del(BE)	Ø 20,64	+BFR, +Servo
1.6 D Eng. 16D (40kW)	82-84			R		04-0155		Ø 17,46	
	-84			R		04-0296		Ø 17,46	Ch E2501708-
	82-84					05-0117	Del(BD)	Ø 20,64	+BFR, +Servo
1.8 GTE (Exc. SW) Eng. 18E (85kW)	83-84			R		04-0155		Ø 17,46	
	83-84					05-0117	Del(BD)	Ø 20,64	+BFR, +Servo
	83-84					05-0118	Del(BE)	Ø 20,64	+BFR, +Servo
	83-84					05-0187	Del(BH)	Ø 20,64	
<b>Kadett E / Astra E, Belmont 9/84-8/91</b>									
1.2 Eng. 12SC (40kW)	84-86			R		04-0299		Ø 14,28	
	84-86			R		04-0300		Ø 17,46	
	84-86					05-0246	Ate	Ø 22,20	+ABS
	84-86					05-0186	Del(BZ)	Ø 20,64	Alu
	84-86					05-0184	Del(CN,CZ)	Ø 20,64	Alu
	84-86					05-0180	Del(EA)	Ø 20,64	Alu
	84-86					05-0190	Del(EB)	Ø 20,64	Alu
1.3 Eng. 13S (55kW)	84-87			R		04-0299		Ø 14,28	
	84-87			R		04-0300		Ø 17,46	
	9/84-			R		04-0155		Ø 17,46	Ch -G5000000
	4/84-7/85					05-0186	Del(BZ)	Ø 20,64	Alu
	8/84-85					05-0183	Del(CA)	Ø 20,64	Alu
	84-87					05-0246	Ate	Ø 22,20	+ABS
	84-87					05-0184	Del(CN,CZ)	Ø 20,64	Alu
	84-87					05-0180	Del(EA)	Ø 20,64	Alu
	84-87					05-0190	Del(EB)	Ø 20,64	Alu
1.3i, Kat Eng. 13NB/ C13N (44kW)	85-			R		04-0155		Ø 17,46	Ch -G5000000
	85-91			R		04-0299		Ø 14,28	
	85-91			R		04-0300		Ø 17,46	
	85-91					05-0184	Del(CN,CZ)	Ø 20,64	Alu
	85-91					05-0180	Del(EA)	Ø 20,64	Alu
	85-91					05-0190	Del(EB)	Ø 20,64	Alu
	89-91					05-0246	Ate	Ø 22,20	+ABS
1.4 i Eng. C14NZ/ X14SZ (44kW)	90-91			R		04-0299	Del(CZ)	Ø 14,28	
	90-91					05-0184		Ø 20,64	Alu
	90-91					05-0246	Ate	Ø 22,20	+ABS
1.4 S Eng. 14NV (55kW)	90-91			R		04-0299	Del(CZ)	Ø 14,28	
	90-91					05-0184		Ø 20,64	Alu
	90-91					05-0246	Ate	Ø 22,20	+ABS
1.5 TD Eng. 15DT(T4EC1) (49-53kW)	88-91			R		04-0298		Ø 19,05	
	88-91					05-0246	Ate	Ø 22,20	+ABS
	88-91					05-0190	Del(EB)	Ø 20,64	Alu
1.6 Eng. 16N/ S/ SH (66kW)	84-86			R		04-0155		Ø 17,46	
	84-86					05-0246	Ate	Ø 22,20	+ABS
	84-86					05-0254	Ate	Ø 22,20	-ABS
	84-86					05-0184	Del(CZ)	Ø 20,64	Alu
1.6 Eng. 16SV (60kW)	86-91			R		04-0155		Ø 17,46	
	86-91					05-0246	Ate	Ø 22,20	+ABS
	86-91					05-0254	Ate	Ø 22,20	-ABS
	86-91					05-0184	Del(CZ)	Ø 20,64	Alu

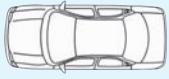
















































			Spare Parts	F/R	L/R	METELLI ref.		DIMENSIONS mm.	NOTE
1.6 D Eng. 16D/ 16DA (40kW)	9/84-		R			<b>04-0155</b>		Ø 17,46	Ch -G5000000
	84-89					<b>05-0246</b>	Ate	Ø 22,20	+ABS
	84-89					<b>05-0254</b>	Ate	Ø 22,20	-ABS
	84-89					<b>05-0184</b>	Del(CZ)	Ø 20,64	Alu
1.6 i, Kat Eng. C16LZ/ NZ/ E16NZ (55kW)	86-91		R			<b>04-0155</b>		Ø 17,46	
	86-91					<b>05-0246</b>	Ate	Ø 22,20	+ABS
	86-91					<b>05-0254</b>	Ate	Ø 22,20	-ABS
	86-91					<b>05-0184</b>	Del(CZ)	Ø 20,64	Alu
1.7 D Eng. 17D (42kW)	89-91		R			<b>04-0298</b>		Ø 19,05	
	89-91					<b>05-0246</b>	Ate	Ø 22,20	+ABS
	89-91					<b>05-0254</b>	Ate	Ø 22,20	-ABS
	89-91					<b>05-0190</b>	Del(EB)	Ø 20,64	Alu
1.8 Eng. 18E (85kW)	84-		R			<b>04-0155</b>		Ø 17,46	Ch -G2502696, M/T
	84-91		R			<b>04-0301</b>		Ø 19,05	A/T
	-91		R			<b>04-0300</b>		Ø 17,46	Ch G2502697-, M/T
	84-91					<b>05-0246</b>	Ate	Ø 22,20	+ABS
	84-91					<b>05-0254</b>	Ate	Ø 22,20	-ABS
	84-91					<b>05-0189</b>	Del(CT,CJ)	Ø 22,22	Alu
1.8 Eng. E18NV (62kW)	87-		R			<b>04-0155</b>		Ø 17,46	Ch -G2502696, M/T
	87-91		R			<b>04-0301</b>		Ø 19,05	A/T
	-9/91		R			<b>04-0300</b>		Ø 17,46	Ch G2502697-, M/T
	87-91					<b>05-0246</b>	Ate	Ø 22,20	+ABS
	87-91					<b>05-0254</b>	Ate	Ø 22,20	-ABS
	87-91					<b>05-0189</b>	Del(CT,CJ)	Ø 22,22	Alu
1.8 i Eng. C18NE (74kW)	85-		R			<b>04-0155</b>		Ø 17,46	Ch -G2502696, M/T
	85-86		R			<b>04-0301</b>		Ø 19,05	A/T
	-86		R			<b>04-0300</b>		Ø 17,46	Ch G2502697-, M/T
	85-86					<b>05-0246</b>	Ate	Ø 22,20	+ABS
	85-86					<b>05-0254</b>	Ate	Ø 22,20	-ABS
	85-86					<b>05-0189</b>	Del(CT,CJ)	Ø 22,22	Alu
1.8 i Eng. C18NT/ NZ (66kW)	-9/91		R			<b>04-0300</b>		Ø 17,46	Ch G2502697-, M/T
	90-		R			<b>04-0155</b>		Ø 17,46	Ch -G2502696, M/T
	90-91		R			<b>04-0301</b>		Ø 19,05	A/T
	90-91					<b>05-0246</b>	Ate	Ø 22,20	+ABS
	90-91					<b>05-0254</b>	Ate	Ø 22,20	-ABS
	90-91					<b>05-0189</b>	Del(CT,CJ)	Ø 22,22	Alu
2.0 GSI Eng. 20SEH (95kW)	86-91		R			<b>04-0300</b>		Ø 17,46	M/T
	86-91		R			<b>04-0298</b>		Ø 19,05	
	86-91					<b>05-0246</b>	Ate	Ø 22,20	+ABS
	86-91					<b>05-0254</b>	Ate	Ø 22,20	-ABS
	86-91					<b>05-0189</b>	Del(CT)	Ø 22,22	Alu
	86-91					<b>05-0184</b>	Del(CZ)	Ø 20,64	Alu
2.0 GSI 16v, Kat Eng. 20XE/ 20XEJ/ C20XE (110kW)	88-91		R			<b>04-0300</b>		Ø 17,46	Exc. 16v, M/T
	88-91		R			<b>04-0298</b>		Ø 19,05	Exc. 16v
	88-91					<b>05-0246</b>	Ate	Ø 22,20	Exc. 16v, +ABS
	88-91					<b>05-0254</b>	Ate	Ø 22,20	Exc. 16v, -ABS
	88-91					<b>05-0189</b>	Del(CT)	Ø 22,22	Alu, Exc. 16v
2.0 i, Kat Eng. 20NE/ C20NE (85kW)	87-		R			<b>04-0300</b>		Ø 17,46	M/T
	87-		R			<b>04-0298</b>		Ø 19,05	
	87-					<b>05-0246</b>	Ate	Ø 22,20	+ABS
	87-					<b>05-0254</b>	Ate	Ø 22,20	-ABS
	87-					<b>05-0189</b>	Del(CT)	Ø 22,22	Alu
	87-					<b>05-0184</b>	Del(CZ)	Ø 20,64	Alu
<b>Kadett E Cabrio 9/84-8/91</b>									
1.4 i Eng. C14NZ/ X14SZ (44kW)	90-91		R			<b>04-0300</b>		Ø 17,46	
	90-91					<b>05-0184</b>	Del(CZ)	Ø 20,64	Alu
	90-91					<b>05-0180</b>	Del(EA)	Ø 20,64	Alu
1.4 S Eng. 14NV (55kW)	90-91		R			<b>04-0300</b>		Ø 17,46	
	90-91					<b>05-0184</b>	Del(CZ)	Ø 20,64	Alu

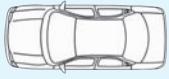





















		Spare Parts	F/R	L/R	METELLI ref.		DIMENSIONS mm.	NOTE
1.4 S Eng. 14NV (55kW)	90-91				<b>05-0180</b>	Del(EA)	Ø 20,64	Alu
1.6 Eng. 16SV (60kW)	86-91		R		<b>04-0300</b>		Ø 17,46	
	86-91				<b>05-0184</b>	Del(CZ)	Ø 20,64	Alu
1.6 i, Kat Eng. C16LZ/ NZ/ E16NZ (55kW)	86-91				<b>05-0180</b>	Del(EA)	Ø 20,64	Alu
	86-91		R		<b>04-0300</b>		Ø 17,46	
	86-91				<b>05-0184</b>	Del(CZ)	Ø 20,64	Alu
2.0 i Eng. 20NE/ C20NE (85kW)	3/87-		R		<b>04-0300</b>		Ø 17,46	
	3/87-				<b>05-0189</b>	Del(CZ)	Ø 22,22	Alu
<b>Kadett E SW 9/84-8/91</b>								
1.2 Eng. 12SC (40kW)			R		<b>04-0443</b>		Ø 17,46	Ch G5000001-
	84-86		R		<b>04-0298</b>		Ø 19,05	
	84-86		R		<b>04-0301</b>		Ø 19,05	
	9/84-		R		<b>04-0296</b>		Ø 17,46	Ch -G5000000
	9/84-		R		<b>04-0297</b>		Ø 19,05	Ch -G5000000
84-86				<b>05-0190</b>	Del(EB)	Ø 20,64	Alu	
1.3 Eng. 13S (55kW)			R		<b>04-0443</b>		Ø 17,46	Ch G5000001-
	84-87		R		<b>04-0298</b>		Ø 19,05	
	84-87		R		<b>04-0301</b>		Ø 19,05	
	9/84-		R		<b>04-0296</b>		Ø 17,46	Ch -G5000000
	9/84-		R		<b>04-0297</b>		Ø 19,05	Ch -G5000000
	84-87				<b>05-0190</b>	Del(EB)	Ø 20,64	Alu
1.3i, Kat Eng. 13NB/ C13N (44kW)			R		<b>04-0443</b>		Ø 17,46	Ch G5000001-
	85-		R		<b>04-0296</b>		Ø 17,46	Ch -G5000000
	85-		R		<b>04-0297</b>		Ø 19,05	Ch -G5000000
	85-91		R		<b>04-0298</b>		Ø 19,05	
	85-91		R		<b>04-0301</b>		Ø 19,05	
85-91				<b>05-0190</b>	Del(EB)	Ø 20,64	Alu	
1.5 TD Eng. 15DT(T4EC1) (49-53kW)	88-91		R		<b>04-0298</b>		Ø 19,05	
	88-91				<b>05-0190</b>	Del(EB)	Ø 20,64	Alu
1.6 Eng. 16N/ S/ SH (66kW)	84-86		R		<b>04-0443</b>		Ø 17,46	
	84-86				<b>05-0184</b>	Del(CN,CZ)	Ø 20,64	Alu
1.6 Eng. 16SV (60kW)	86-91		R		<b>04-0298</b>		Ø 19,05	Incl. Dysability vehicle
	86-91				<b>05-0180</b>	Del(EA)	Ø 20,64	Alu
	86-91				<b>05-0190</b>	Del(EB)	Ø 20,64	Alu
1.6 D Eng. 16D/ 16DA (40kW)	84-89		R		<b>04-0443</b>		Ø 17,46	
	84-89		R		<b>04-0298</b>		Ø 19,05	
	84-89				<b>05-0184</b>	Del(CN,CZ)	Ø 20,64	Alu
	84-89				<b>05-0190</b>	Del(EB)	Ø 20,64	Alu
1.6 i, Kat Eng. C16LZ/ NZ/ E16NZ (55kW)	86-91		R		<b>04-0298</b>		Ø 19,05	Incl. Dysability vehicle
	86-91				<b>05-0180</b>	Del(EA)	Ø 20,64	Alu
	86-91				<b>05-0190</b>	Del(EB)	Ø 20,64	Alu
1.7 D Eng. 17D (42kW)	89-91		R		<b>04-0298</b>		Ø 19,05	
	89-91				<b>05-0180</b>	Del(EA)	Ø 20,64	Alu
	89-91				<b>05-0190</b>	Del(EB)	Ø 20,64	Alu
1.8 Eng. 18E (85kW)	84-		R		<b>04-0301</b>		Ø 19,05	Ch -G5000000, Incl. Dysability vehicle
	84-86		R		<b>04-0298</b>		Ø 19,05	Incl. Dysability vehicle
	84-86				<b>05-0180</b>	Del(EA)	Ø 20,64	Alu, Incl. Dysability vehicle
	84-86				<b>05-0190</b>	Del(EB)	Ø 20,64	Alu
1.8 Eng. E18NV (62kW)	87-		R		<b>04-0301</b>		Ø 19,05	Ch -G5000000, Incl. Dysability vehicle
	87-91		R		<b>04-0298</b>		Ø 19,05	Incl. Dysability vehicle
	87-91				<b>05-0180</b>	Del(EA)	Ø 20,64	Alu, Incl. Dysability vehicle
	87-91				<b>05-0190</b>	Del(EB)	Ø 20,64	Alu
1.8 i Eng. C18NE/ NT (74kW)	85-		R		<b>04-0301</b>		Ø 19,05	Ch -G5000000, Incl. Dysability vehicle
	85-86		R		<b>04-0298</b>		Ø 19,05	Incl. Dysability vehicle
	85-86				<b>05-0180</b>	Del(EA)	Ø 20,64	Alu, Incl. Dysability vehicle
	85-86				<b>05-0190</b>	Del(EB)	Ø 20,64	Alu
1.8 i Eng. C18NZ (66kW)	90-		R		<b>04-0301</b>		Ø 19,05	Ch -G5000000, Incl. Dysability vehicle
	90-91		R		<b>04-0298</b>		Ø 19,05	Incl. Dysability vehicle
	90-91				<b>05-0180</b>	Del(EA)	Ø 20,64	Alu, Incl. Dysability vehicle
	90-91				<b>05-0190</b>	Del(EB)	Ø 20,64	Alu
2.0 i, Kat Eng. 20NE/ C20NE (85kW)	87-91		R		<b>04-0298</b>		Ø 19,05	
	87-91				<b>05-0190</b>	Del(EB)	Ø 20,64	Alu

				Spare Parts	F/R	L/R	METELLI ref.		DIMENSIONS mm.	NOTE
<b>Manta A 9/70-8/75</b>										
1.2 Eng. 12S (44kW)	72-		R	04-0099					Ø 15,87	Ch -9662824
	-75		R	04-0075					Ø 19,05	Ch 9662825-
	-75			05-0179	Del(H)				Ø 20,64	Ch 9662825-
1.6 Eng. 16N (44-50-66kW)	70-		R	04-0099					Ø 15,87	Ch -9662824, Exc. Norway
	-75		R	04-0075					Ø 19,05	Ch 9662825-, Exc. Norway
	-75			04-0434					Ø 19,05	Ch 9662825-, Norway
	8/70-		R	04-0046					Ø 15,87	Ch -9662824
	-75			05-0179	Del(H)				Ø 20,64	Ch 9662825-
1.9 Eng. 19S (65-66kW)	-75		R	04-0434					Ø 19,05	Ch 9662825-, Norway
	8/70-		R	04-0046					Ø 15,87	Ch -9662824
<b>Manta B / Cavalier Coupé 9/75-8/88</b>										
1.2 Eng. 12N (40kW)	76-		R	04-0434					Ø 19,05	Ch -G6100000
	76-83		R	04-0185					Ø 19,05	
	-83		R	04-0301					Ø 19,05	Ch G6100001-
	76-83			05-0179	Del(H)				Ø 20,64	LHD
1.2 Eng. 12S (44kW)	75-		R	04-0434					Ø 19,05	Ch -G6100000
	75-79		R	04-0185					Ø 19,05	
	-88		R	04-0301					Ø 19,05	Ch G6100001-
	75-79			05-0179	Del(H)				Ø 20,64	LHD
1.3 Eng. 13N (44kW)	79-		R	04-0434					Ø 19,05	Ch -G6100000
	-80			05-0179	Del(H)				Ø 20,64	Ch G6100001-, LHD
1.3 Eng. 13S (55kW)	81-		R	04-0434					Ø 19,05	Ch -G6100000
	-88		R	04-0301					Ø 19,05	Ch G6100001-
	81-86			05-0179	Del(H)				Ø 20,64	LHD
1.6 Eng. 16N (44kW)	75-		R	04-0434					Ø 19,05	Ch -G6100000
	-80		R	04-0301					Ø 19,05	Ch G6100001-
	75-80			05-0179	Del(H)				Ø 20,64	LHD
1.6 Eng. 16S/ SH (55kW)	75-81		R	04-0185					Ø 19,05	Exc. Norway
	75-81			05-0179	Del(H)				Ø 20,64	Exc. Norway, LHD
1.8 Eng. 18S (66kW)	82-		R	04-0434					Ø 19,05	Ch -G6100000
	-87		R	04-0301					Ø 19,05	Ch G6100001-
	82-87			05-0179	Del(H)				Ø 20,64	LHD
1.9 Eng. 19N (55kW)	76-		R	04-0434					Ø 19,05	Ch -G6100000
	-81		R	04-0301					Ø 19,05	Ch G6100001-
	76-81			05-0179	Del(H)				Ø 20,64	LHD
2.0 Eng. 20E (81kW)	77-		R	04-0434					Ø 19,05	Ch -G6100000
	-88		R	04-0301					Ø 19,05	Ch G6100001-
	77-88			05-0179	Del(H)				Ø 20,64	LHD
2.0 Eng. 20N (66kW)	77-		R	04-0434					Ø 19,05	Ch -G6100000
	-83		R	04-0301					Ø 19,05	Ch G6100001-
	77-80			05-0179	Del(H)				Ø 20,64	LHD
2.0 Eng. 20S (74kW)	77-		R	04-0434					Ø 19,05	Ch -G6100000
	-84		R	04-0301					Ø 19,05	Ch G6100001-
	77-84			05-0179	Del(H)				Ø 20,64	LHD
2.4 400 Eng. 24E (106kW)	80-		R	04-0434					Ø 19,05	Ch -G6100000
	80-			05-0179	Del(H)				Ø 20,64	Ch -G6100000, LHD
<b>Meriva 5/03-</b>										
1.3 CDTi 16v Eng. Y13DT (51kW)	05-			05-0568	Trw				Ø 23,81	Ch -54000000, Alu, +ESP
	05-			05-0462	Trw				Ø 23,81	Ch -54000000, Alu, -ESP
	05-			05-0712	Bosch				Ø 23,81	Ch 54000001-64999999, Alu, +ESP
	05-			05-0711	Bosch				Ø 23,81	Ch 54000001-64999999, Alu, -ESP
	05-			05-0714	Trw				Ø 23,81	Ch 74237192-, Alu, +ESP
	05-			05-0713	Trw				Ø 23,81	Ch 74237192-, Alu, -ESP
	05-			55-0069					Ø 15,87	
1.3 CDTi 16v Eng. Z13DTJ (55kW)	5/03-			05-0568	Trw				Ø 23,81	Ch -54000000, Alu, +ESP
	5/03-			05-0462	Trw				Ø 23,81	Ch -54000000, Alu, -ESP
	03-			05-0712	Bosch				Ø 23,81	Ch 54000001-64999999, Alu, +ESP
	03-			05-0711	Bosch				Ø 23,81	Ch 54000001-64999999, Alu, -ESP
	03-			05-0714	Trw				Ø 23,81	Ch 74237192-, Alu, +ESP
	03-			05-0713	Trw				Ø 23,81	Ch 74237192-, Alu, -ESP
	9/03-			55-0069					Ø 15,87	
1.4 16v Twinport Eng. Z14XEP (66kW)	7/04-			05-0568	Trw				Ø 23,81	Ch -54000000, Alu, +ESP
	7/04-			05-0462	Trw				Ø 23,81	Ch -54000000, Alu, -ESP

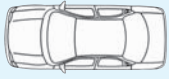
































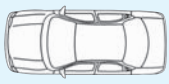
















































		Spare Parts	F/R	L/R	METELLI ref.		DIMENSIONS mm.	NOTE
1.4 16v Twinport Eng. Z14XEP (66kW)	04-				<b>05-0712</b>	Bosch	Ø 23,81	Ch 54000001-64999999, Alu, +ESP
	04-				<b>05-0711</b>	Bosch	Ø 23,81	Ch 54000001-64999999, Alu, -ESP
	04-				<b>05-0714</b>	Trw	Ø 23,81	Ch 74237192-, Alu, +ESP
	04-				<b>05-0713</b>	Trw	Ø 23,81	Ch 74237192-, Alu, -ESP
	7/04-				<b>55-0069</b>		Ø 15,87	
1.6 Eng. Z16SE (64kW)	5/03-				<b>05-0568</b>	Trw	Ø 23,81	Ch -54000000, Alu, +ESP
	5/03-				<b>05-0462</b>	Trw	Ø 23,81	Ch -54000000, Alu, -ESP
	03-				<b>05-0712</b>	Bosch	Ø 23,81	Ch 54000001-64999999, Alu, +ESP
	03-				<b>05-0711</b>	Bosch	Ø 23,81	Ch 54000001-64999999, Alu, -ESP
	03-				<b>05-0714</b>	Trw	Ø 23,81	Ch 74237192-, Alu, +ESP
	03-				<b>05-0713</b>	Trw	Ø 23,81	Ch 74237192-, Alu, -ESP
	5/03-				<b>55-0069</b>		Ø 15,87	
1.6 16v Eng. Z16XE (74kW)	5/03-				<b>05-0568</b>	Trw	Ø 23,81	Ch -54000000, Alu, +ESP
	5/03-				<b>05-0462</b>	Trw	Ø 23,81	Ch -54000000, Alu, -ESP
	03-				<b>05-0712</b>	Bosch	Ø 23,81	Ch 54000001-64999999, Alu, +ESP
	03-				<b>05-0711</b>	Bosch	Ø 23,81	Ch 54000001-64999999, Alu, -ESP
	03-				<b>05-0714</b>	Trw	Ø 23,81	Ch 74237192-, Alu, +ESP
	03-				<b>05-0713</b>	Trw	Ø 23,81	Ch 74237192-, Alu, -ESP
	5/03-				<b>55-0069</b>		Ø 15,87	
1.6 16v Eng. Z16XEP (77kW)	06-				<b>05-0568</b>	Trw	Ø 23,81	Ch -54000000, Alu, +ESP
	06-				<b>05-0462</b>	Trw	Ø 23,81	Ch -54000000, Alu, -ESP
	06-				<b>05-0712</b>	Bosch	Ø 23,81	Ch 54000001-64999999, Alu, +ESP
	06-				<b>05-0711</b>	Bosch	Ø 23,81	Ch 54000001-64999999, Alu, -ESP
	06-				<b>05-0714</b>	Trw	Ø 23,81	Ch 74237192-, Alu, +ESP
	06-				<b>05-0713</b>	Trw	Ø 23,81	Ch 74237192-, Alu, -ESP
	1/06-				<b>55-0069</b>		Ø 15,87	
1.6 T. 16v Eng. Z16LET (132kW)	07-				<b>05-0712</b>	Bosch	Ø 23,81	Ch 54000001-64999999, Alu, +ESP
	07-				<b>05-0711</b>	Bosch	Ø 23,81	Ch 54000001-64999999, Alu, -ESP
	07-				<b>05-0568</b>	Trw	Ø 23,81	Alu, +ESP
	07-				<b>05-0714</b>	Trw	Ø 23,81	Ch 74237192-, Alu, +ESP
	07-				<b>05-0713</b>	Trw	Ø 23,81	Ch 74237192-, Alu, -ESP
	3/07-				<b>55-0069</b>		Ø 15,87	
	1.7 CDTi Eng. Z17DTH (74kW)	5/03-				<b>05-0568</b>	Trw	Ø 23,81
5/03-					<b>05-0462</b>	Trw	Ø 23,81	Ch -54000000, Alu, -ESP
03-					<b>05-0712</b>	Bosch	Ø 23,81	Ch 54000001-64999999, Alu, +ESP
03-					<b>05-0711</b>	Bosch	Ø 23,81	Ch 54000001-64999999, Alu, -ESP
03-					<b>05-0714</b>	Trw	Ø 23,81	Ch 74237192-, Alu, +ESP
03-					<b>05-0713</b>	Trw	Ø 23,81	Ch 74237192-, Alu, -ESP
9/03-					<b>55-0069</b>		Ø 15,87	
1.7 CDTi 16v Eng. Z17DTR (92kW)	07-				<b>05-0568</b>	Trw	Ø 23,81	Ch -54000000, Alu, +ESP
	07-				<b>05-0462</b>	Trw	Ø 23,81	Ch -54000000, Alu, -ESP
	07-				<b>05-0712</b>	Bosch	Ø 23,81	Ch 54000001-64999999, Alu, +ESP
	07-				<b>05-0711</b>	Bosch	Ø 23,81	Ch 54000001-64999999, Alu, -ESP
	07-				<b>05-0714</b>	Trw	Ø 23,81	Ch 74237192-, Alu, +ESP
	07-				<b>05-0713</b>	Trw	Ø 23,81	Ch 74237192-, Alu, -ESP
	3/07-				<b>55-0069</b>		Ø 15,87	
1.7 DTi 16v Eng. Y17DT (48-55kW)	5/03-				<b>05-0568</b>	Trw	Ø 23,81	Ch -54000000, Alu, +ESP
	5/03-				<b>05-0462</b>	Trw	Ø 23,81	Ch -54000000, Alu, -ESP
	03-				<b>05-0712</b>	Bosch	Ø 23,81	Ch 54000001-64999999, Alu, +ESP
	03-				<b>05-0711</b>	Bosch	Ø 23,81	Ch 54000001-64999999, Alu, -ESP
	03-				<b>05-0714</b>	Trw	Ø 23,81	Ch 74237192-, Alu, +ESP
	03-				<b>05-0713</b>	Trw	Ø 23,81	Ch 74237192-, Alu, -ESP
	9/03-				<b>55-0069</b>		Ø 15,87	
1.8 16v Eng. Z18XE (92kW)	5/03-				<b>05-0568</b>	Trw	Ø 23,81	Ch -54000000, Alu, +ESP
	5/03-				<b>05-0462</b>	Trw	Ø 23,81	Ch -54000000, Alu, -ESP
	03-				<b>05-0712</b>	Bosch	Ø 23,81	Ch 54000001-64999999, Alu, +ESP
	03-				<b>05-0711</b>	Bosch	Ø 23,81	Ch 54000001-64999999, Alu, -ESP
	03-				<b>05-0714</b>	Trw	Ø 23,81	Ch 74237192-, Alu, +ESP
	03-				<b>05-0713</b>	Trw	Ø 23,81	Ch 74237192-, Alu, -ESP
	5/03-				<b>55-0069</b>		Ø 15,87	
<b>Olympia A 8/67-8/71</b>								
1.0, Coupe Eng. 11SR (44kW)	67-71		R		<b>04-0058</b>		Ø 15,87	
1.7, Coupe Eng. 17N/ S (55kW)	67-71		R		<b>04-0046</b>		Ø 15,87	

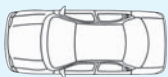

































		Spare Parts	F/R	L/R	METELLI ref.		DIMENSIONS mm.	NOTE
1.9 Coupe Eng. 19S (65-66kW)	67-71		R		04-0046		Ø 15,87	
<b>Rekord B 8/65-2/67</b>								
1.5, SW (44kW)	9/65-7/66		R		04-0046		Ø 15,87	
1.7, Coupé, SW Eng. 17S (55kW)	9/65-7/66		R		04-0046		Ø 15,87	
1.9, Coupé Eng. 19E (66kW)	65-67		R		04-0046		Ø 15,87	
<b>Rekord C, SW 8/66-12/71</b>								
1.5 Eng. 15 (43-44kW)	9/66-68		R		04-0046		Ø 15,87	
1.7, Coupé Eng. 17S (44-49-55-61kW)	9/66-68		R		04-0046		Ø 15,87	
1.9 Sprint, Coupé (Exc. SW) Eng. 19H (78kW)	67-71		R		04-0296		Ø 17,46	
1.9, Coupé Eng. 19S (65-66kW)	9/66-68		R		04-0046		Ø 15,87	
2.2, Coupé (Exc. SW) (70kW)	66-69		R		04-0046		Ø 15,87	
<b>Rekord D, SW / Carlton I 1/72-8/77</b>								
1.7, Coupé Eng. 17S (44-49-61kW)	72-75		R		04-0046		Ø 15,87	Exc. Sweden
	72-75		R		04-0434		Ø 19,05	Sweden
	72-75				05-0179	Del(H)	Ø 20,64	Denmark
1.9, Coupé Eng. 19SH (66-71kW)	72-77		R		04-0434		Ø 19,05	Sweden
	72-77				05-0179	Del(H)	Ø 20,64	
2.0, Coupé Eng. 20S (74kW)	75-77		R		04-0434		Ø 19,05	Sweden
	75-77				05-0179	Del(H)	Ø 20,64	
2.1 D Eng. 21D (44kW)	72-77		R		04-0046		Ø 15,87	Exc. Sweden
	72-77		R		04-0434		Ø 19,05	Sweden
	72-77				05-0190	Del(X)	Ø 20,64	Alu
<b>Rekord E, SW / Carlton II 8/77-8/86</b>								
1.7 Eng. 17N/ S (44-49-61kW)	1/77-9/82		R		04-0046		Ø 15,87	Exc. SW
	77-		R		04-0434		Ø 19,05	Ch -F1000188, HDB
	-82		R		04-0301		Ø 19,05	Ch F1000189-
	1/77-9/82				05-0179	Del(H)	Ø 20,64	LHD
1.8 Eng. 18N (55kW)	77-				05-0378	Ate	Ø 23,81	Ch -F1000188, Alu, LHD
	82-		R		04-0434		Ø 19,05	Ch -F1000188, HDB
	-86		R		04-0301		Ø 19,05	Ch F1000189-
1.8 Eng. 18S (66kW)	82-				05-0179	Del(H)	Ø 20,64	Ch -F1000188
	82-		R		04-0434		Ø 19,05	Ch -F1000188, HDB
	-86		R		04-0301		Ø 19,05	Ch F1000189-
1.8 i Eng. C18NV (74kW)	82-				05-0179	Del(H)	Ø 20,64	Ch -F1000188
	85-		R		04-0434		Ø 19,05	Ch -F1000188, HDB
	-86		R		04-0301		Ø 19,05	Ch F1000189-
1.9 Eng. 19N (55kW)	85-				05-0179	Del(H)	Ø 20,64	Ch -F1000188
	77-		R		04-0434		Ø 19,05	Ch -F1000188, HDB
	77-82		R		04-0046		Ø 15,87	Exc. SW
	-82		R		04-0301		Ø 19,05	Ch F1000189-
2.0 Eng. 20S (74kW)	77-				05-0378	Ate	Ø 23,81	Ch -F1000188, Alu, LHD
	77-				05-0179	Del(H)	Ø 20,64	LHD
	-86		R		04-0434		Ø 19,05	Ch -F1000188, Exc. Sweden
	77-		R		04-0301		Ø 19,05	Ch F1000189-
2.0 D Eng. 20D (43kW)	77-				05-0378	Ate	Ø 23,81	Ch -F1000188, Alu, LHD
	77-				05-0179	Del(H)	Ø 20,64	Ch -F1000188, LHD
	77-		R		04-0434		Ø 19,05	Ch -F1000188
	-82		R		04-0301		Ø 19,05	Ch F1000189-
2.1 D Eng. 21D (44kW)	77-				05-0378	Ate	Ø 23,81	Ch -F1000188, Alu, LHD
	77-				05-0179	Del(H)	Ø 20,64	Ch -F1000188, LHD
	-78		R		04-0434		Ø 19,05	Ch -F1000188
	77-		R		04-0301		Ø 19,05	Ch F1000189-
2.2 D Eng. 23D (48-52kW)	77-				05-0378	Ate	Ø 23,81	Ch -F1000188, Alu, LHD
	77-				05-0179	Del(H)	Ø 20,64	Ch -F1000188, LHD
	78-		R		04-0434		Ø 19,05	Ch -F1000188
	-86		R		04-0301		Ø 19,05	Ch F1000189-
2.3 TD Eng. 23TD (63kW)	78-				05-0378	Ate	Ø 23,81	Ch -F1000188, Alu, LHD
	78-				05-0179	Del(H)	Ø 20,64	Ch -F1000188, LHD
	84-		R		04-0434		Ø 19,05	Ch -F1000188
	-86		R		04-0301		Ø 19,05	Ch F1000189-
2.3 TD Eng. 23TD (63kW)	84-				05-0378	Ate	Ø 23,81	Ch -F1000188, Alu, LHD
	84-				05-0179	Del(H)	Ø 20,64	Ch -F1000188, LHD
	84-							

		Spare Parts	F/R	L/R	METELLI ref.		DIMENSIONS mm.	NOTE	
<b>Signum 5/03-</b>									
1.8 16v Eng. Z18XE (90kW)	5/03-				05-0439	Trw	Ø 25,40	Alu, +ESP, LHD	
	5/03-				05-0438	Trw	Ø 25,40	Alu, -ESP, LHD	
	5/03-				55-0072		Ø 15,87		
1.8 16v Eng. Z18XER (103kW)	9/05-				05-0439	Trw	Ø 25,40	Alu, +ESP, LHD	
	9/05-				05-0438	Trw	Ø 25,40	Alu, -ESP, LHD	
	9/05-				55-0072		Ø 15,87		
1.9 CDTi Eng. Z19DT (88kW)	04-				05-0439	Trw	Ø 25,40	Alu, +ESP, LHD	
	04-				05-0438	Trw	Ø 25,40	Alu, -ESP, LHD	
	4/04-				55-0072		Ø 15,87		
1.9 CDTi Eng. Z19DTH (110kW)	04-				05-0439	Trw	Ø 25,40	Alu, +ESP, LHD	
	04-				05-0438	Trw	Ø 25,40	Alu, -ESP, LHD	
	4/04-				55-0072		Ø 15,87		
1.9 CDTi Eng. Z19DTL (74kW)	9/05-				55-0072		Ø 15,87		
2.0 DTI 16v Eng. Y20DTH (74kW)	5/03-				05-0439	Trw	Ø 25,40	Alu, +ESP, LHD	
	5/03-				05-0438	Trw	Ø 25,40	Alu, -ESP, LHD	
	5/03-				55-0072		Ø 15,87		
2.0 T. 16v Eng. Z20NET (129kW)	5/03-				05-0439	Trw	Ø 25,40	Alu, +ESP, LHD	
	5/03-				55-0072		Ø 15,87		
2.2 16v Eng. Z22YH (114kW)	5/03-				05-0439	Trw	Ø 25,40	Alu, +ESP, LHD	
	5/03-				05-0438	Trw	Ø 25,40	Alu, -ESP, LHD	
	5/03-				55-0072		Ø 15,87		
2.2 DTI 16v Eng. Y22DTR (92kW)	5/03-				05-0439	Trw	Ø 25,40	Alu, +ESP, LHD	
	5/03-				05-0438	Trw	Ø 25,40	Alu, -ESP, LHD	
	5/03-				55-0072		Ø 15,87		
2.8 V6 T. Eng. Z28NEL (169kW)	9/05-				55-0072		Ø 15,87		
2.8 V6 T. Eng. Z28NET (184kW)	1/06-				55-0072		Ø 15,87		
3.0 CDTi Eng. Y30DT (130kW)	5/03-				05-0439	Trw	Ø 25,40	Alu, +ESP, LHD	
	5/03-				05-0438	Trw	Ø 25,40	Alu, -ESP, LHD	
	5/03-				55-0072		Ø 15,87		
3.0 CDTi Eng. Z30DT (135kW)	9/05-				05-0439	Trw	Ø 25,40	Alu, +ESP, LHD	
	9/05-				05-0438	Trw	Ø 25,40	Alu, -ESP, LHD	
	9/05-				55-0072		Ø 15,87		
3.2 V6 Eng. Z32SE (155kW)	5/03-				05-0439	Trw	Ø 25,40	Alu, +ESP, LHD	
	5/03-				55-0072		Ø 15,87		
<b>Tigra A 7/94-12/00</b>									
1.4 i 16v Eng. X14XE (63-66kW)	94-00				04-0298		Ø 19,05		
	94-00				R	04-0677		Ø 19,05	Alu
	94-00					05-0190	Del(EB)	Ø 20,64	Alu, -ABS, LHD
	94-00					05-0224	Del(EL)	Ø 20,64	Alu, +ABS, LHD
	94-00					05-0306	DEL(EM)	Ø 20,64	Alu, -ABS, RHD
	94-00					05-0307	Del(EP)	Ø 20,64	Alu, +ABS, RHD
1.6 i 16v Eng. C16SEL (74kW)	97-98				04-0298		Ø 19,05		
	97-98				R	04-0677		Ø 19,05	Alu
	97-98					05-0190	Del(EB)	Ø 20,64	Alu, -ABS, LHD
	97-98					05-0224	Del(EL)	Ø 20,64	Alu, +ABS, LHD
	97-98					05-0306	DEL(EM)	Ø 20,64	Alu, -ABS, RHD
	97-98					05-0307	Del(EP)	Ø 20,64	Alu, +ABS, RHD
1.6 i 16v Eng. X16XE (78kW)	94-98				04-0298		Ø 19,05		
	94-98				R	04-0677		Ø 19,05	Alu
	94-98					05-0190	Del(EB)	Ø 20,64	Alu, -ABS, LHD
	94-98					05-0224	Del(EL)	Ø 20,64	Alu, +ABS, LHD
	94-98					05-0306	DEL(EM)	Ø 20,64	Alu, -ABS, RHD
	94-98					05-0307	Del(EP)	Ø 20,64	Alu, +ABS, RHD
<b>Tigra B Twintop 6/04-</b>									
1.3 CDTi 16v Eng. Z13DT (51kW)	04-				04-0677		Ø 19,05	Alu, Rear Drum Brake	
	6/04-				05-0538	Bosch	Ø 22,20	Alu, +ESP	
	6/04-				05-0539	Bosch	Ø 23,80	Ch 43000001-, Alu, -ESP	
	04-				55-0054	Fte	Ø 15,87	Pla	
1.4 16v Eng. Z14XEP (66kW)	04-				04-0677		Ø 19,05	Alu, Rear Drum Brake	
	6/04-				05-0538	Bosch	Ø 22,20	Alu, +ESP	
	6/04-				05-0539	Bosch	Ø 23,80	Ch 43000001-, Alu, -ESP	
	04-				55-0054	Fte	Ø 15,87	Pla	















			Spare Parts	F/R	L/R	METELLI ref.		DIMENSIONS mm.	NOTE
1.8 16v Eng. Z18XE (92kW)						05-0538	Bosch	Ø 22,20	Alu, +ESP
						05-0539	Bosch	Ø 23,80	Ch 43000001-, Alu, -ESP
						05-0054	Fte	Ø 15,87	Pla
<b>Vectra A (86, 87) / Cavalier III 9/88-11/95</b>									
1.4 S Eng. 14NV (55kW)				R		04-0298		Ø 19,05	
						04-0677		Ø 19,05	Alu
						05-0180	Del(EA)	Ø 20,64	Ch -NV299999, Alu, -ABS
						05-0246	Ate	Ø 22,20	+ABS
						05-0229	Del(EJ)	Ø 22,20	Alu, +ABS
						05-0190	Del(EB)	Ø 20,64	Ch P1000001-, Alu, -ABS
1.6 Eng. 16SV (60kW)				R		04-0298		Ø 19,05	
						04-0677		Ø 19,05	Alu
						05-0180	Del(EA)	Ø 20,64	Ch -NV299999, Alu, -ABS
						05-0246	Ate	Ø 22,20	+ABS
						05-0229	Del(EJ)	Ø 22,20	Alu, +ABS
						05-0190	Del(EB)	Ø 20,64	Ch P1000001-, Alu, -ABS
1.6 i Eng. X16SZ (52kW)				R		04-0298		Ø 19,05	
						04-0677		Ø 19,05	Alu
						05-0180	Del(EA)	Ø 20,64	Ch -NV299999, Alu, -ABS
						05-0246	Ate	Ø 22,20	+ABS
						05-0229	Del(EJ)	Ø 22,20	Alu, +ABS
						05-0190	Del(EB)	Ø 20,64	Ch P1000001-, Alu, -ABS
1.6 i, Kat Eng. 16LZ2/ C16NZ/ NZ2/ E16NZ (55kW)				R		04-0298		Ø 19,05	
						04-0677		Ø 19,05	Alu
						05-0180	Del(EA)	Ø 20,64	Ch -NV299999, Alu, -ABS
						05-0246	Ate	Ø 22,20	+ABS
						05-0229	Del(EJ)	Ø 22,20	Alu, +ABS
						05-0190	Del(EB)	Ø 20,64	Ch P1000001-, Alu, -ABS
1.7 D Eng. 17D/ DR (42-44kW)				R		04-0298		Ø 19,05	
						04-0677		Ø 19,05	Alu
						05-0180	Del(EA)	Ø 20,64	Ch -NV299999, Alu, -ABS
						05-0246	Ate	Ø 22,20	+ABS
						05-0229	Del(EJ)	Ø 22,20	Alu, +ABS
						05-0190	Del(EB)	Ø 20,64	Ch P1000001-, Alu, -ABS
1.7 TDS Eng. 17DT(TC4EE1)/ X17DT (60kW)				R		04-0298		Ø 19,05	
						04-0677		Ø 19,05	Alu
						05-0180	Del(EA)	Ø 20,64	Ch -NV299999, Alu, -ABS
						05-0246	Ate	Ø 22,20	+ABS
						05-0229	Del(EJ)	Ø 22,20	Alu, +ABS
						05-0190	Del(EB)	Ø 20,64	Ch P1000001-, Alu, -ABS
1.8, 4WD, Kat Eng. 18SV/ C18NZ/ E18NVR (65-66kW)				R		04-0298		Ø 19,05	
						04-0677		Ø 19,05	Alu
						05-0180	Del(EA)	Ø 20,64	Ch -NV299999, Alu, -ABS
						05-0246	Ate	Ø 22,20	+ABS
						05-0229	Del(EJ)	Ø 22,20	Alu, +ABS
						05-0190	Del(EB)	Ø 20,64	Ch P1000001-, Alu, -ABS
2.0 GT 16v Kat, 4WD Eng. 20XE/ 20XEJ/ C20XE (110kW)						05-0189	Del(CT,CJ)	Ø 22,22	Ch -NV299999, Alu, Exc. Japan/Belgium/U.K., -ABS
						05-0254	Ate	Ø 22,20	-ABS
						05-0230	Del(EK)	Ø 22,20	Ch P5030832-, Alu, Exc. Japan/Belgium, -ABS
2.0 i Eng. C20NEF (74kW)						05-0189	Del(CT,CJ)	Ø 22,22	Ch -NV299999, Alu, Exc. Japan/Belgium/U.K., -ABS
						05-0254	Ate	Ø 22,20	-ABS
						05-0230	Del(EK)	Ø 22,20	Ch P5030832-, Alu, Exc. Japan/Belgium, -ABS
2.0 i 16v, 4WD Eng. X20XEV (100kW)						05-0189	Del(CT,CJ)	Ø 22,22	Ch -NV299999, Alu, Exc. Japan/Belgium/U.K., -ABS
						05-0254	Ate	Ø 22,20	-ABS
						05-0230	Del(EK)	Ø 22,20	Ch P5030832-, Alu, Exc. Japan/Belgium, -ABS
2.0 i T. 4WD Eng. C20LET (150kW)						05-0189	Del(CT,CJ)	Ø 22,22	Ch -NV299999, Alu, Exc. Japan/Belgium/U.K., -ABS
						05-0254	Ate	Ø 22,20	-ABS
						05-0230	Del(EK)	Ø 22,20	Ch P5030832-, Alu, Exc. Japan/Belgium, -ABS

		Spare Parts	F/R	L/R	METELLI ref.		DIMENSIONS mm.	NOTE
2.0 i, 4WD Eng. 20SEH (95kW)	88-				<b>05-0189</b>	Del(CT,CJ)	Ø 22,22	Ch -NV299999, Alu, Exc. Japan/Belgium/U.K., -ABS
	88-92				<b>05-0254</b>	Ate	Ø 22,20	-ABS
	-92				<b>05-0230</b>	Del(EK)	Ø 22,20	Ch P5030832-, Alu, Exc. Japan/Belgium, -ABS
2.0 i, 4WD, Kat Eng. 20NE/ C20NE (85kW)	88-				<b>05-0189</b>	Del(CT,CJ)	Ø 22,22	Ch -NV299999, Alu, Exc. Japan/Belgium/U.K., -ABS
	88-95				<b>05-0254</b>	Ate	Ø 22,20	-ABS
	-95				<b>05-0230</b>	Del(EK)	Ø 22,20	Ch P5030832-, Alu, Exc. Japan/Belgium, -ABS
<b>Vectra B, SW / Vectra 10/95-4/02</b>								
1.6 i Eng. 16LZ2 (55kW)	1/99-		R		<b>04-0760</b>		Ø 20,64	Alu
	95-12/98		R		<b>04-0298</b>		Ø 19,05	LHD
	95-12/98		R		<b>04-0677</b>		Ø 19,05	Alu, LHD
	96-				<b>05-0378</b>	Ate	Ø 23,81	Ch W1285447-, Alu
1.6 i Eng. X16SZR (55kW)	1/99-		R		<b>04-0760</b>		Ø 20,64	Alu
	95-12/98		R		<b>04-0298</b>		Ø 19,05	LHD
	95-12/98		R		<b>04-0677</b>		Ø 19,05	Alu, LHD
	96-				<b>05-0378</b>	Ate	Ø 23,81	Ch W1285447-, Alu
1.6 i 16v Eng. X16XEL/ Y16XE/ Z16XE (74kW)	96-				<b>05-0378</b>	Ate	Ø 23,81	Ch W1285447-, Alu, LHD
	96-				<b>05-0381</b>	Del	Ø 22,20	Ch -W1285446, Alu, LHD
1.7 TD (Exc. SW) Eng. X17DT(TC4EE1) (60kW)	95-				<b>05-0381</b>		Ø 22,20	Ch -W1285446, Alu
1.8 16v Eng. X18XE (85kW)	96-				<b>05-0378</b>	Ate	Ø 23,81	Ch W1285447-, Alu, LHD
	96-				<b>05-0381</b>	Del	Ø 22,20	Ch -W1285446, Alu, LHD
1.8 16v Eng. X18XE1 (85kW)	96-				<b>05-0378</b>	Ate	Ø 23,81	Ch W1285447-, Alu, LHD
	96-				<b>05-0381</b>	Del	Ø 22,20	Ch -W1285446, Alu, LHD
1.8 16v Eng. Z18XE (92kW)	00-				<b>05-0381</b>	Del	Ø 22,20	Ch -W1285446, Alu, LHD
	-02				<b>05-0378</b>	Ate	Ø 23,81	Ch W1285447-, Alu, LHD
2.0 Di 16v Eng. X20DTL (60kW)	1/99-02		R		<b>04-0760</b>		Ø 20,64	Alu
	11/96-12/98		R		<b>04-0298</b>		Ø 19,05	LHD
	11/96-12/98		R		<b>04-0677</b>		Ø 19,05	Alu, LHD
	96-				<b>05-0378</b>	Ate	Ø 23,81	Ch W1285447-, Alu
2.0 DTI 16v Eng. X20DTH/ Y20DTH (74kW)	96-				<b>05-0381</b>	Del	Ø 22,20	Ch -W1285446, Alu
	97-				<b>05-0378</b>	Ate	Ø 23,81	Ch W1285447-, Alu, LHD
2.0 i 16v Eng. C20SEL (100kW)	-9/00				<b>05-0440</b>	Ate	Ø 25,40	Ch W1285447-, Alu
	95-				<b>05-0441</b>	Ate	Ø 23,81	Ch -W1285446, Alu, LHD
2.0 i 16v Eng. X20XEV (100kW)	-9/00				<b>05-0440</b>	Ate	Ø 25,40	Ch W1285447-, Alu
	95-				<b>05-0441</b>	Ate	Ø 23,81	Ch -W1285446, Alu, LHD
2.2 16v Eng. Z22SE (108kW)	00-02				<b>05-0117</b>	Luc	Ø 20,64	+BFR, LHD
2.2 DTI 16v Eng. Y22DTR (92kW)	00-02				<b>05-0117</b>	Luc	Ø 20,64	+BFR
2.5 i 500 Eng. X25XE (143kW)	98-00				<b>05-0441</b>	Ate	Ø 23,81	Alu, LHD
2.5 i V6 Eng. X25XE (125kW)	10/95-9/00				<b>05-0441</b>	Ate	Ø 23,81	Alu, LHD
2.6 V6 Eng. Y26SE (125kW)	00-02				<b>05-0440</b>	Ate	Ø 25,40	Alu, LHD
<b>Vectra C, SW, Gts / Vectra II 4/02-</b>								
1.6 16v Eng. Z16XE (74kW)	04-				<b>05-0439</b>	Trw	Ø 25,40	Alu, +ESP, LHD
	04-				<b>05-0438</b>	Trw	Ø 25,40	Alu, -ESP, LHD
	6/04-				<b>55-0072</b>		Ø 15,87	
1.6 16v (Exc. SW) Eng. Z16XEP (77kW)	1/06-				<b>55-0072</b>		Ø 15,87	
1.8 Eng. Z18XEL (81kW)	4/02-				<b>05-0439</b>	Trw	Ø 25,40	Alu, +ESP, LHD
	4/02-				<b>05-0438</b>	Trw	Ø 25,40	Alu, -ESP, LHD
	4/02-				<b>55-0072</b>		Ø 15,87	
1.8 16v Eng. Z18XE (90kW)	4/02-				<b>05-0439</b>	Trw	Ø 25,40	Alu, +ESP, LHD
	4/02-				<b>05-0438</b>	Trw	Ø 25,40	Alu, -ESP, LHD
	4/02-				<b>55-0072</b>		Ø 15,87	
1.8 16v Eng. Z18XER (103kW)	1/06-				<b>05-0439</b>	Trw	Ø 25,40	Alu, +ESP, LHD
	1/06-				<b>05-0438</b>	Trw	Ø 25,40	Alu, -ESP, LHD
	1/06-				<b>55-0072</b>		Ø 15,87	
1.9 CDTi Eng. Z19DT (88kW)	04-				<b>05-0439</b>	Trw	Ø 25,40	Alu, +ESP, LHD
	04-				<b>05-0438</b>	Trw	Ø 25,40	Alu, -ESP, LHD
	4/04-				<b>55-0072</b>		Ø 15,87	
1.9 CDTi Eng. Z19DTH (110kW)	04-				<b>05-0439</b>	Trw	Ø 25,40	Alu, +ESP, LHD
	04-				<b>05-0438</b>	Trw	Ø 25,40	Alu, -ESP, LHD
	4/04-				<b>55-0072</b>		Ø 15,87	

		Spare Parts	F/R	L/R	METELLI ref.		DIMENSIONS mm.	NOTE
1.9 CDTi Eng. Z19DTL (74kW)	10/05-				<b>55-0072</b>		Ø 15,87	
2.0 DTI 16v Eng. Y20DTH (74kW)	4/02-				<b>05-0439</b>	Trw	Ø 25,40	Alu, +ESP, LHD
	4/02-				<b>05-0438</b>	Trw	Ø 25,40	Alu, -ESP, LHD
	4/02-				<b>55-0072</b>		Ø 15,87	
2.0 T. 16v Eng. Z20NET (129kW)	03-				<b>05-0439</b>	Trw	Ø 25,40	Alu, +ESP, LHD
	3/03-				<b>55-0072</b>		Ø 15,87	
2.2 16v (Exc. SW) Eng. Z22SE (108kW)	4/02-				<b>05-0439</b>	Trw	Ø 25,40	Alu, +ESP, LHD
	4/02-				<b>05-0438</b>	Trw	Ø 25,40	Alu, -ESP, LHD
	4/02-				<b>55-0072</b>		Ø 15,87	
2.2 16v Direct Eng. Z22YH (114kW)	03-				<b>05-0439</b>	Trw	Ø 25,40	Alu, +ESP, LHD
	10/03-				<b>55-0072</b>		Ø 15,87	
2.2 DTI 16v Eng. Y22DTR (92kW)	4/02-				<b>05-0439</b>	Trw	Ø 25,40	Alu, +ESP, LHD
	4/02-				<b>05-0438</b>	Trw	Ø 25,40	Alu, -ESP, LHD
	4/02-				<b>55-0072</b>		Ø 15,87	
2.8 V6 T. Eng. N28NET (169kW)	8/05-				<b>55-0072</b>		Ø 15,87	
2.8 V6 T. Eng. N28NET (188kW)	8/05-				<b>55-0072</b>		Ø 15,87	
2.8 V6 T. Eng. Z28NET (184kW)	8/06-				<b>55-0072</b>		Ø 15,87	
2.8 V6 T. Eng. Z28NET (206kW)	8/06-				<b>55-0072</b>		Ø 15,87	
3.0 CDTi Eng. Y30DT (130kW)	03-				<b>05-0439</b>	Trw	Ø 25,40	Alu, +ESP, LHD
	03-				<b>05-0438</b>	Trw	Ø 25,40	Alu, -ESP, LHD
	6/03-				<b>55-0072</b>		Ø 15,87	
3.0 CDTi Eng. Z30DT (135kW)	8/05-				<b>05-0439</b>	Trw	Ø 25,40	Alu, +ESP, LHD
	8/05-				<b>05-0438</b>	Trw	Ø 25,40	Alu, -ESP, LHD
	8/05-				<b>55-0072</b>		Ø 15,87	
3.2 V6 Eng. Z32SE (155kW)	4/02-				<b>05-0439</b>	Trw	Ø 25,40	Alu, +ESP, LHD
	8/02-				<b>55-0072</b>		Ø 15,87	
<b>Viva, SW 1/63-10/79</b>								
1.0	63-66		F	L	<b>04-0125</b>		Ø 19,05	
	63-66		F	R	<b>04-0126</b>		Ø 19,05	
	63-66		R		<b>04-0037</b>		Ø 17,78	Alu
1.1 (35kW)	66-70		F	L	<b>04-0125</b>		Ø 19,05	
	66-70		F	R	<b>04-0126</b>		Ø 19,05	
	66-70		R		<b>04-0037</b>		Ø 17,78	Alu
1.1 (Exc. SW) (33kW)	63-66		F	L	<b>04-0125</b>		Ø 19,05	
	63-66		F	R	<b>04-0126</b>		Ø 19,05	
	63-66		R		<b>04-0037</b>		Ø 17,78	Alu
1.1 SL90 (44kW)	65-70		F	L	<b>04-0125</b>		Ø 19,05	
	65-70		F	R	<b>04-0126</b>		Ø 19,05	
	65-70		R		<b>04-0037</b>		Ø 17,78	Alu
1.2 Eng. HC (43kW)	63-79		F	L	<b>04-0125</b>		Ø 19,05	
	63-79		F	R	<b>04-0126</b>		Ø 19,05	
	63-79		R		<b>04-0037</b>		Ø 17,78	Alu
1.6 (51kW)	68-70		R		<b>04-0037</b>	Luc	Ø 17,78	Alu
	70-72		R		<b>04-0127</b>	Luc	Ø 19,05	Alu
1.8 (57kW)	73-79		R		<b>04-0127</b>	Luc	Ø 19,05	Alu
2.0 GT (Exc. SW) (78kW)	68-70		R		<b>04-0037</b>	Luc	Ø 17,78	Alu
2.3 (81kW)	72-73		R		<b>04-0127</b>	Luc	Ø 19,05	Alu
<b>Zafira A 4/99-10/05</b>								
1.6 16v Eng. X16XEL/ Z16XE (74kW)	4/99-			R	<b>04-0760</b>		Ø 20,64	Alu
	4/99-				<b>05-0567</b>	Luc	Ø 23,81	Alu, +ESP
	4/99-				<b>05-0379</b>	Luc	Ø 23,81	Alu, -ESP
	4/99-				<b>55-0053</b>	Fte	Ø 15,87	Pla, LHD
1.6 CNG Eng. Z16YNG (71kW)	01-			R	<b>04-0760</b>		Ø 20,64	Alu
	01-				<b>05-0567</b>	Luc	Ø 23,81	Alu, +ESP
	01-				<b>05-0379</b>	Luc	Ø 23,81	Alu, -ESP
	01-				<b>55-0053</b>	Fte	Ø 15,87	Pla, LHD
1.6 i 16v Eng. X16SZR (55kW)	99-			R	<b>04-0677</b>		Ø 19,05	Alu, Exc. Germany/Switzerland/Austria
1.8 16v Eng. X18XE/ 1 (85kW)	99-00				<b>05-0567</b>	Luc	Ø 23,81	Alu, +ESP
	99-00				<b>05-0379</b>	Luc	Ø 23,81	Alu, -ESP
	99-00				<b>55-0053</b>	Fte	Ø 15,87	Pla, LHD
1.8 16v Eng. Z18XE (92kW)	9/00-				<b>05-0567</b>	Luc	Ø 23,81	Alu, +ESP
	9/00-				<b>05-0379</b>	Luc	Ø 23,81	Alu, -ESP
	9/00-				<b>55-0053</b>	Fte	Ø 15,87	Pla, LHD

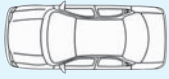






























		Spare Parts	F/R	L/R	METELLI ref.		DIMENSIONS mm.	NOTE
2.0 16v T. OPC Eng. Z20LET (141kW)	9/01-				05-0567	Luc	Ø 23,81	Alu, +ESP
	9/01-				05-0379	Luc	Ø 23,81	Alu, -ESP
	9/01-				55-0053	Fte	Ø 15,87	Pla, LHD
2.0 Di 16v Eng. X20DTL (60kW)	99-				05-0567	Luc	Ø 23,81	Alu, +ESP
	99-				05-0379	Luc	Ø 23,81	Alu, -ESP
	99-				55-0053	Fte	Ø 15,87	Pla, LHD
2.0 DTI 16v Eng. Y20DTH (74kW)	9/00-				05-0567	Luc	Ø 23,81	Alu, +ESP
	9/00-				05-0379	Luc	Ø 23,81	Alu, -ESP
	9/00-				55-0053	Fte	Ø 15,87	Pla, LHD
2.0 T. 16v Eng. Z20LER (147kW)	11/02-				05-0567	Luc	Ø 23,81	Alu, +ESP
	11/02-				05-0379	Luc	Ø 23,81	Alu, -ESP
	11/02-				55-0053	Fte	Ø 15,87	Pla, LHD
2.2 16v Eng. Z22SE (108kW)	9/00-				05-0567	Luc	Ø 23,81	Alu, +ESP
	9/00-				05-0379	Luc	Ø 23,81	Alu, -ESP
	9/00-				55-0053	Fte	Ø 15,87	Pla, LHD
2.2 DTI 16v Eng. Y22DTR (92kW)	1/02-				05-0567	Luc	Ø 23,81	Alu, +ESP
	1/02-				05-0379	Luc	Ø 23,81	Alu, -ESP
	1/02-				55-0053	Fte	Ø 15,87	Pla, LHD
<b>Zafira B 10/05-</b>								
1.6 16v Eng. Z16XEP (77kW)	05-				05-0571	Ate	Ø 25,40	Alu, +ESP
	05-				55-0053	Fte	Ø 15,87	Pla, LHD
1.6 16v Eng. Z16XER (85kW)	08-				55-0053	Fte	Ø 15,87	Pla
1.6 16v Eng. Z16YNG (69kW)	08-				55-0053	Fte	Ø 15,87	Pla, LHD
1.7 CDTi 16v Eng. Z17DTR/ Z17DTJ (81-92kW)	08-				55-0053	Fte	Ø 15,87	Pla
1.8 16v Eng. Z18XEP (103kW)	05-				05-0571	Ate	Ø 25,40	Alu, +ESP
	05-				55-0053	Fte	Ø 15,87	Pla, LHD
1.9 CDTi Eng. Z19DT (74kW)	05-				05-0571	Ate	Ø 25,40	Alu, +ESP
	05-				55-0053	Fte	Ø 15,87	Pla, LHD
1.9 CDTi Eng. Z19DT (88kW)	05-				05-0571	Ate	Ø 25,40	Alu, +ESP
	05-				55-0053	Fte	Ø 15,87	Pla, LHD
1.9 CDTi Eng. Z19DTH (110kW)	05-				05-0571	Ate	Ø 25,40	Alu, +ESP
	05-				55-0053	Fte	Ø 15,87	Pla, LHD
2.0 OPC Eng. Z20LEH (177kW)	06-				05-0571		Ø 25,40	Alu
	06-				55-0053	Fte	Ø 15,87	Pla, LHD
2.0 T. 16v Eng. Z20LER (147kW)	05-				05-0571	Ate	Ø 25,40	Alu, +ESP
	05-				55-0053	Fte	Ø 15,87	Pla, LHD
2.2 Eng. Z22YH (110kW)	05-				05-0571	Ate	Ø 25,40	Alu, +ESP
	05-				55-0053	Fte	Ø 15,87	Pla, LHD

## OPEL LCV / VAUXHALL LCV

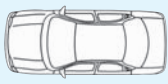












<b>Arena 3/98-8/01</b>								
1.9 D Eng. F8Q600/ 606 (44kW)	98-01		R		04-0361		Ø 23,81	-ABS
	98-01		R		04-0675		Ø 25,40	+ABS
2.5 D Eng. S8U758/ 780/ 782 (55kW)	98-01		R		04-0675		Ø 25,40	
<b>Astra F Van (55) 10/91-1/99</b>								
1.4 i Eng. C14NZ (44kW)	91-99		R		04-0298		Ø 19,05	
	91-99		R		04-0677		Ø 19,05	Alu
	91-99				05-0246	Ate	Ø 22,20	+ABS
	91-99				05-0190	Del(EB)	Ø 20,64	Alu, -ABS
1.6 i Eng. C16NZ (55kW)	91-93		R		04-0298		Ø 19,05	
	91-93		R		04-0677		Ø 19,05	Alu
	91-93				05-0246	Ate	Ø 22,20	+ABS
1.6 i Eng. X16SZ (52kW)	93-96		R		04-0298		Ø 19,05	
	93-96		R		04-0677		Ø 19,05	Alu
	93-96				05-0246	Ate	Ø 22,20	+ABS
1.7 D Eng. 17D (42kW)	91-92		R		04-0298		Ø 19,05	
	91-92		R		04-0677		Ø 19,05	Alu
	91-92				05-0246	Ate	Ø 22,20	+ABS
1.7 D Eng. 17D/ DR (44kW)	92-99		R		04-0298		Ø 19,05	
	92-99		R		04-0677		Ø 19,05	Alu
	92-99				05-0246	Ate	Ø 22,20	+ABS
1.7 TD Eng. X17DTL (50kW)	94-99		R		04-0298		Ø 19,05	
	94-99		R		04-0677		Ø 19,05	Alu
	94-99				05-0246	Ate	Ø 22,20	+ABS

			F/R	L/R	METELLI ref.		DIMENSIONS mm.	NOTE
<b>Astra G Van (F70) 1/99-2/04</b>								
1.6 Eng. Z16SE (62kW)	00-		R		04-0677		Ø 19,05	Alu
	00-				05-0379	Luc	Ø 23,81	Alu, -ESP
1.6 i Eng. X16SZR (55kW)	99-00		R		04-0677		Ø 19,05	Alu
	99-00				05-0379	Luc	Ø 23,81	Alu, -ESP
1.7 TD Eng. X17DTL (50kW)	99-04		R		04-0677		Ø 19,05	Alu
	99-04				05-0379	Luc	Ø 23,81	Alu, -ESP
2.0 Di 16v Eng. X20DTL (60kW)	99-04				05-0379	Luc	Ø 23,81	Alu, -ESP
<b>Astra H Van 3/04-</b>								
1.4 16v Eng. Z14XEP (66kW)	3/04-		R		04-0760		Ø 20,64	Alu, -ABS
	3/04-				55-0052	Fte	Ø 15,87	Pla
1.7 CDTi Eng. Z17DTH (74kW)	3/04-				55-0052	Fte	Ø 15,87	Pla
1.9 CDTi Eng. Z19DTJ (88kW)	3/04-				55-0052	Fte	Ø 15,87	Pla
<b>Campo (TF) / Brava Pick-up 8/87-</b>								
2.2 D, 4WD Eng. C223 (39kW)	91-96		R		04-0490		Ø 25,40	
2.3, 4WD Eng. 23P (72kW)	94-96		R		04-0490		Ø 25,40	
2.3, 4WD Eng. 4ZD1 (69kW)	91-94		R		04-0490		Ø 25,40	
	91-94				05-0179	Del(H)	Ø 20,64	
2.5 D, 4WD Eng. 4JA1 (56kW)	91-94		R		04-0490		Ø 25,40	
	91-94				05-0179	Del(H)	Ø 20,64	
2.5 DTI, 4WD Eng. 4JA1T (74kW)	01-		R		04-0490		Ø 25,40	
2.5 TD, 4WD Eng. 4JA1T (56kW)	94-		R		04-0490		Ø 25,40	
3.1 TD, 4WD Eng. 4JG2T (80kW)	92-		R		04-0490		Ø 25,40	
	92-				05-0179	Del(H)	Ø 20,64	
<b>Combo I (71) 7/94-10/01</b>								
1.2 Eng. C12NZ/ X12SZ (33kW)	94-		R		04-0301		Ø 19,05	
	94-				05-0224		Ø 20,64	Alu, +ABS, LHD
	94-				05-0307		Ø 20,64	Alu, +ABS, RHD
	94-				05-0190		Ø 20,64	Alu, -ABS, LHD
	94-				05-0306		Ø 20,64	Alu, -ABS, RHD
1.4 i Eng. C14NZ/ X14SZ (44kW)	94-01		R		04-0301		Ø 19,05	
	94-01				05-0224		Ø 20,64	Alu, +ABS, LHD
	94-01				05-0307		Ø 20,64	Alu, +ABS, RHD
	94-01				05-0190		Ø 20,64	Alu, -ABS, LHD
	94-01				05-0306		Ø 20,64	Alu, -ABS, RHD
1.4 i 16v Eng. X14XE (66kW)	99-01		R		04-0298		Ø 19,05	
	99-01		R		04-0677		Ø 19,05	Alu
	99-01				05-0190	Del(EB)	Ø 20,64	Alu, -ABS, LHD
	99-01				05-0224	Del(EL)	Ø 20,64	Alu, +ABS, LHD
1.4 Si Eng. C14SE (60kW)	93-97		R		04-0301		Ø 19,05	
	93-97				05-0224		Ø 20,64	Alu, +ABS, LHD
	93-97				05-0307		Ø 20,64	Alu, +ABS, RHD
	93-97				05-0190		Ø 20,64	Alu, -ABS, LHD
	93-97				05-0306		Ø 20,64	Alu, -ABS, RHD
1.7 D Eng. 17D(4EE1)/ X17D (44kW)	7/94-		R		04-0301		Ø 19,05	
	7/94-				05-0224		Ø 20,64	Alu, +ABS, LHD
	7/94-				05-0307		Ø 20,64	Alu, +ABS, RHD
	7/94-				05-0190		Ø 20,64	Alu, -ABS, LHD
	7/94-				05-0306		Ø 20,64	Alu, -ABS, RHD
<b>Combo II 10/01-</b>								
1.3 CDTi 16v Eng. Z13DT (51kW)	04-		R		04-0677		Ø 19,05	Alu
	06-				05-0118	Del(BE)	Ø 20,64	+BFR
	04-				55-0054	Fte	Ø 15,87	Pla
1.3 CDTi 16v Eng. Z13DTJ (55kW)	06-		R		04-0677		Ø 19,05	Alu
	06-				05-0118	Del(BE)	Ø 20,64	+BFR
	05-				55-0054	Fte	Ø 15,87	Pla, M/T, LHD
1.4 16v Eng. Z14XEP (66kW)	04-		R		04-0677		Ø 19,05	Alu
	04-				05-0118	Del(BE)	Ø 20,64	+BFR
	04-				55-0054	Fte	Ø 15,87	Pla
1.6 Eng. Z16SE (64kW)	01-		R		04-0677		Ø 19,05	Alu
	06-				05-0118	Del(BE)	Ø 20,64	+BFR
	01-				55-0054	Fte	Ø 15,87	Pla
1.6 16v Eng. Z16YNG (69kW)	06-				55-0054	Fte	Ø 15,87	Pla, LHD







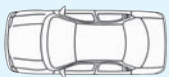





















		Spare Parts	F/R	L/R	METELLI ref.		DIMENSIONS mm.	NOTE
1.7 CDTi Eng. Z17DTH (74kW)	01-				<b>55-0054</b>	Fte	Ø 15,87	Pla, LHD
1.7 Di 16v Eng. Y17DTL (48kW)	01-		R		<b>04-0677</b>		Ø 19,05	Alu
	05-				<b>05-0118</b>	Del(BE)	Ø 20,64	+BFR
	01-				<b>55-0054</b>	Fte	Ø 15,87	Pla
1.7 DTI 16v Eng. Y17DT (55kW)	01-		R		<b>04-0677</b>		Ø 19,05	Alu
	06-				<b>05-0118</b>	Del(BE)	Ø 20,64	+BFR
	01-				<b>55-0054</b>	Fte	Ø 15,87	Pla
<b>Corsa A Van / Nova Van 2/86-4/89</b>								
1.0 Eng. 10S (33kW)			R		<b>04-0186</b>		Ø 14,28	Ch -G4000000
			R		<b>04-0299</b>		Ø 14,28	Ch G400001-
			R		<b>04-0155</b>		Ø 17,46	Ch -G4000000, HDB
			R		<b>04-0300</b>		Ø 17,46	Ch G400001-, HDB
	86-				<b>05-0181</b>	Del(DD)	Ø 20,64	Ch -J4000000, Alu, +Servo
	86-89				<b>05-0178</b>	Del(AL)	Ø 20,64	+Servo
	86-89				<b>05-0188</b>	Del(AX)	Ø 20,64	Alu, +Servo
1.2 Eng. 12NC/ E12GV (33kW)			R		<b>04-0155</b>		Ø 17,46	Ch -G4000000
			R		<b>04-0300</b>		Ø 17,46	Ch G4000001-
	86-				<b>05-0181</b>	Del(DD)	Ø 20,64	Ch -J4000000, Alu, +Servo
	86-89				<b>05-0178</b>	Del(AL)	Ø 20,64	+Servo
	86-89				<b>05-0188</b>	Del(AX)	Ø 20,64	Alu, +Servo
1.2 Eng. 12ST (40kW)			R		<b>04-0155</b>		Ø 17,46	Ch -G4000000
			R		<b>04-0300</b>		Ø 17,46	Ch G4000001-
	86-				<b>05-0181</b>	Del(DD)	Ø 20,64	Ch -J4000000, Alu, +Servo
	86-89				<b>05-0178</b>	Del(AL)	Ø 20,64	+Servo
	86-89				<b>05-0188</b>	Del(AX)	Ø 20,64	Alu, +Servo
1.3 Eng. 13NB (44kW)			R		<b>04-0155</b>		Ø 17,46	Ch -G4000000
			R		<b>04-0300</b>		Ø 17,46	Ch G4000001-
	86-				<b>05-0181</b>	Del(DD)	Ø 20,64	Ch -J4000000, Alu, +Servo
	86-89				<b>05-0178</b>	Del(AL)	Ø 20,64	+Servo
	86-89				<b>05-0188</b>	Del(AX)	Ø 20,64	Alu, +Servo
1.3 Eng. 13SB (51kW)			R		<b>04-0155</b>		Ø 17,46	Ch -G4000000
			R		<b>04-0300</b>		Ø 17,46	Ch G4000001-
	86-				<b>05-0181</b>	Del(DD)	Ø 20,64	Ch -J4000000, Alu, +Servo
	86-89				<b>05-0178</b>	Del(AL)	Ø 20,64	+Servo
	86-89				<b>05-0188</b>	Del(AX)	Ø 20,64	Alu, +Servo
1.5 D Eng. 15D(4EC1) (37kW)	87-89		R		<b>04-0300</b>		Ø 17,46	HDB
	87-				<b>05-0181</b>	Del(DD)	Ø 20,64	Ch -J4000000, Alu, +Servo
	87-89				<b>05-0178</b>	Del(AL)	Ø 20,64	+Servo
	87-89				<b>05-0188</b>	Del(AX)	Ø 20,64	Alu, +Servo
<b>Corsa B Van (73) / Corsa Van 8/99-9/00</b>								
1.4 i Eng. X14SZ (44kW)	99-00		R		<b>04-0298</b>		Ø 19,05	
	99-00		R		<b>04-0677</b>		Ø 19,05	Alu
	99-00				<b>05-0190</b>	Del(EB)	Ø 20,64	Alu, -ABS, LHD
	99-00				<b>05-0224</b>	Del(EL)	Ø 20,64	Alu, +ABS, LHD
	99-00				<b>05-0306</b>	DEL(EM)	Ø 20,64	Alu, -ABS, RHD
	99-00				<b>05-0307</b>	Del(EP)	Ø 20,64	Alu, +ABS, RHD
1.7 D Eng. 17D(4EE1)/ X17D (44kW)	99-00		R		<b>04-0298</b>		Ø 19,05	
	99-00		R		<b>04-0677</b>		Ø 19,05	Alu
	99-00				<b>05-0190</b>	Del(EB)	Ø 20,64	Alu, -ABS, LHD
	99-00				<b>05-0224</b>	Del(EL)	Ø 20,64	Alu, +ABS, LHD
	99-00				<b>05-0306</b>	DEL(EM)	Ø 20,64	Alu, -ABS, RHD
	99-00				<b>05-0307</b>	Del(EP)	Ø 20,64	Alu, +ABS, RHD
<b>Corsa C Van (F08, W5L) / Corsa II Van 9/00-6/06</b>								
1.2 16v Eng. Z12XE (55kW)	9/00-		R		<b>04-0677</b>		Ø 19,05	Alu
					<b>05-0538</b>		Ø 22,20	Ch 43000001-, Alu, Rear Disc Brake, +ABS, +ESP
					<b>05-0380</b>		Ø 22,20	Ch -36999999, Alu
					<b>05-0540</b>		Ø 22,20	Ch 43000001-, Alu, Rear Drum Brake, +ABS, +ESP
					<b>05-0539</b>	Bosch	Ø 23,80	Ch 43000001-, Alu, Rear Disc Brake, +ABS, -ESP
					<b>05-0118</b>	Del(BE)	Ø 20,64	Ch 43000001-, +BFR, Rear Drum Brake, +ABS, -ESP
	00-				<b>55-0054</b>	Fte	Ø 15,87	Pla, M/T
1.2 16v Eng. Z12XEP (59kW)	05-				<b>55-0054</b>	Fte	Ø 15,87	Pla, M/T, LHD
1.3 CDTi 16v Eng. Z13DT (51kW)	05-				<b>55-0054</b>	Fte	Ø 15,87	Pla, M/T, LHD

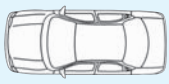

































		Spare Parts	F/R	L/R	METELLI ref.		DIMENSIONS mm.	NOTE
1.4 Eng. Z14XE (66kW)	03-		R		<b>04-0298</b>		Ø 19,05	
			R		<b>04-0677</b>		Ø 19,05	Alu
					<b>05-0538</b>		Ø 22,20	Ch 43000001-, Alu, Rear Disc Brake, +ABS, +ESP
					<b>05-0380</b>		Ø 22,20	Ch -36999999, Alu
					<b>05-0540</b>		Ø 22,20	Ch 43000001-, Alu, Rear Drum Brake, +ABS, +ESP
					<b>05-0539</b>	Bosch	Ø 23,80	Ch 43000001-, Alu, Rear Disc Brake, +ABS, -ESP
03-				<b>05-0118</b>	Del(BE)	Ø 20,64	Ch 43000001-, +BFR, Rear Drum Brake, +ABS, -ESP	
				<b>55-0054</b>	Fte	Ø 15,87	Pla, LHD	
1.7 CDTi Eng. Z17DTH (74kW)	03-		R		<b>04-0760</b>		Ø 20,64	Alu, -ABS
					<b>05-0538</b>		Ø 22,20	Ch 43000001-, Alu, Rear Disc Brake, +ABS, +ESP
					<b>05-0380</b>		Ø 22,20	Ch -36999999, Alu
					<b>05-0540</b>		Ø 22,20	Ch 43000001-, Alu, Rear Drum Brake, +ABS, +ESP
					<b>05-0539</b>	Bosch	Ø 23,80	Ch 43000001-, Alu, Rear Disc Brake, +ABS, -ESP
			<b>05-0118</b>	Del(BE)	Ø 20,64	Ch 43000001-, +BFR, Rear Drum Brake, +ABS, -ESP		
03-				<b>55-0054</b>	Fte	Ø 15,87	Pla	
1.7 Di 16v Eng. Y17DTL (48kW)	9/00-		R		<b>04-0677</b>		Ø 19,05	Alu
					<b>05-0538</b>		Ø 22,20	Ch 43000001-, Alu, Rear Disc Brake, +ABS, +ESP
					<b>05-0380</b>		Ø 22,20	Ch -36999999, Alu
					<b>05-0540</b>		Ø 22,20	Ch 43000001-, Alu, Rear Drum Brake, +ABS, +ESP
					<b>05-0539</b>	Bosch	Ø 23,80	Ch 43000001-, Alu, Rear Disc Brake, +ABS, -ESP
			<b>05-0118</b>	Del(BE)	Ø 20,64	Ch 43000001-, +BFR, Rear Drum Brake, +ABS, -ESP		
00-				<b>55-0054</b>	Fte	Ø 15,87	Pla	
1.7 DTi 16v Eng. Y17DT (55kW)	9/00-		R		<b>04-0677</b>		Ø 19,05	Alu
					<b>05-0538</b>		Ø 22,20	Ch 43000001-, Alu, Rear Disc Brake, +ABS, +ESP
					<b>05-0380</b>		Ø 22,20	Ch -36999999, Alu
					<b>05-0540</b>		Ø 22,20	Ch 43000001-, Alu, Rear Drum Brake, +ABS, +ESP
					<b>05-0539</b>	Bosch	Ø 23,80	Ch 43000001-, Alu, Rear Disc Brake, +ABS, -ESP
			<b>05-0118</b>	Del(BE)	Ø 20,64	Ch 43000001-, +BFR, Rear Drum Brake, +ABS, -ESP		
00-				<b>55-0054</b>	Fte	Ø 15,87	Pla	
<b>Kadett E Van / Astra E Van 8/84-7/94</b>								
1.6 D Eng. 16D/ 16DA (40kW)	84-89		R		<b>04-0443</b>		Ø 17,46	SW
	84-89				<b>05-0184</b>	Del(CN,CZ)	Ø 20,64	Alu, SW
<b>Movano 7/98-</b>								
1.9 DTi Eng. F9Q770 (59-60kW)	00-		R	L	<b>04-0814</b>		Ø 23,81	
			R	R	<b>04-0815</b>		Ø 23,81	
	00-03				<b>05-0415</b>	Bosch	Ø 25,40	Alu, -ABS
					<b>05-0414</b>	Bosch	Ø 25,40	Alu, +ABS
					<b>05-0572</b>	Bosch	Ø 23,81	+ABS
2.2 DTi Eng. G9T720 (66kW)	00-		R	L	<b>04-0814</b>		Ø 23,81	
			R	R	<b>04-0815</b>		Ø 23,81	
	00-03				<b>05-0415</b>	Bosch	Ø 25,40	Alu, -ABS
					<b>05-0414</b>	Bosch	Ø 25,40	Alu, +ABS
					<b>05-0572</b>	Bosch	Ø 23,81	+ABS
06-				<b>05-0572</b>	Bosch	Ø 23,81	+ABS	
				<b>05-0415</b>	Bosch	Ø 25,40	Alu, -ABS	
2.5 CDTi Eng. G9U632 (107kW)	06-				<b>05-0572</b>	Bosch	Ø 23,81	+ABS
					<b>05-0415</b>	Bosch	Ø 25,40	Alu, -ABS
2.5 CDTi Eng. G9U632 (88kW)	06-				<b>05-0572</b>	Bosch	Ø 23,81	+ABS
					<b>05-0415</b>	Bosch	Ø 25,40	Alu, -ABS
2.5 CDTi Eng. G9U720 (84kW)	01-		R	L	<b>04-0814</b>		Ø 23,81	
			R	R	<b>04-0815</b>		Ø 23,81	
	01-03				<b>05-0415</b>	Bosch	Ø 25,40	Alu, -ABS
					<b>05-0414</b>	Bosch	Ø 25,40	Alu, +ABS
					<b>05-0572</b>	Bosch	Ø 23,81	+ABS
03-				<b>05-0572</b>	Bosch	Ø 23,81	+ABS	
				<b>05-0415</b>	Bosch	Ø 25,40	Alu, -ABS	
2.5 CDTi Eng. G9U754 (73kW)	07-				<b>05-0572</b>	Bosch	Ø 23,81	+ABS
					<b>05-0415</b>	Bosch	Ø 25,40	Alu, -ABS
2.5 D Eng. S8U770 (59kW)	99-		R	L	<b>04-0814</b>		Ø 23,81	
			R	R	<b>04-0815</b>		Ø 23,81	
	99-03				<b>05-0415</b>	Bosch	Ø 25,40	Alu, -ABS
					<b>05-0414</b>	Bosch	Ø 25,40	Alu, +ABS
					<b>05-0572</b>	Bosch	Ø 23,81	+ABS

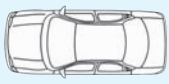

























		Spare Parts	F/R	L/R	METELLI ref.		DIMENSIONS mm.	NOTE	
2.8 DTI Eng. S9W702 (84kW)		98-	R	L	04-0814		Ø 23,81		
			R	R	04-0815		Ø 23,81		
		98-03				05-0415	Bosch	Ø 25,40	Alu, -ABS
						05-0414	Bosch	Ø 25,40	Alu, +ABS
						05-0572	Bosch	Ø 23,81	+ABS
3.0 CDTi Eng. ZD3A2 (100kW)		07-			05-0572	Bosch	Ø 23,81	+ABS	
		07-			05-0415	Bosch	Ø 25,40	Alu, -ABS	
<b>Vivaro 8/01-</b>									
1.9 Di Eng. F9Q774 (60kW)		01-			05-0553	Trw	Ø 20,64	Ch -4V602167, Alu, -ESP, -TC	
					05-0768	Trw	Ø 20,64	Ch 4V602168-, Alu, -ESP, -TC	
					05-0766	Trw	Ø 25,40	Alu, +ESP, +TC	
					05-0554	Trw	Ø 25,40	Ch -4V602167, Alu, -ESP, -TC	
					05-0767	Trw	Ø 25,40	Ch 4V602168-, Alu, -ESP, -TC	
1.9 DTI Eng. F9Q760 (74kW)		01-			05-0553	Trw	Ø 20,64	Ch -4V602167, Alu, -ESP, -TC	
					05-0768	Trw	Ø 20,64	Ch 4V602168-, Alu, -ESP, -TC	
					05-0766	Trw	Ø 25,40	Alu, +ESP, +TC	
					05-0554	Trw	Ø 25,40	Ch -4V602167, Alu, -ESP, -TC	
2.0 16v Eng. F4R720 (88kW)		01-			05-0553	Trw	Ø 20,64	Ch -4V602167, Alu, -ESP, -TC	
					05-0768	Trw	Ø 20,64	Ch 4V602168-, Alu, -ESP, -TC	
					05-0766	Trw	Ø 25,40	Alu, +ESP, +TC	
					05-0554	Trw	Ø 25,40	Ch -4V602167, Alu, -ESP, -TC	
2.0 CDTi 120 Eng. M9R.780 (84kW)		03-			05-0553	Trw	Ø 20,64	Ch -4V602167, Alu, -ESP, -TC	
					05-0768	Trw	Ø 20,64	Ch 4V602168-, Alu, -ESP, -TC	
					05-0766	Trw	Ø 25,40	Alu, +ESP, +TC	
					05-0554	Trw	Ø 25,40	Ch -4V602167, Alu, -ESP, -TC	
2.0 CDTi 90 Eng. M9R.E7 (66kW)		03-			05-0553	Trw	Ø 20,64	Ch -4V602167, Alu, -ESP, -TC	
					05-0768	Trw	Ø 20,64	Ch 4V602168-, Alu, -ESP, -TC	
					05-0766	Trw	Ø 25,40	Alu, +ESP, +TC	
					05-0554	Trw	Ø 25,40	Ch -4V602167, Alu, -ESP, -TC	
2.5 CDTi Eng. G9U720 (84kW)		06-			05-0768	Trw	Ø 20,64	Ch 4V602168-, Alu, -ESP, -TC	
					05-0766	Trw	Ø 25,40	Alu, +ESP, +TC	
					05-0554	Trw	Ø 25,40	Ch -4V602167, Alu, -ESP, -TC	
					05-0767	Trw	Ø 25,40	Ch 4V602168-, Alu, -ESP, -TC	
2.5 DCi 150 Eng. G9U630 (108kW)		03-			05-0553	Trw	Ø 20,64	Ch -4V602167, Alu, -ESP, -TC	
					05-0768	Trw	Ø 20,64	Ch 4V602168-, Alu, -ESP, -TC	
					05-0766	Trw	Ø 25,40	Alu, +ESP, +TC	
					05-0554	Trw	Ø 25,40	Ch -4V602167, Alu, -ESP, -TC	
2.5 DTI Eng. G9U730 (99kW)		03-			05-0553	Trw	Ø 20,64	Ch -4V602167, Alu, -ESP, -TC	
					05-0768	Trw	Ø 20,64	Ch 4V602168-, Alu, -ESP, -TC	
					05-0766	Trw	Ø 25,40	Alu, +ESP, +TC	
					05-0554	Trw	Ø 25,40	Ch -4V602167, Alu, -ESP, -TC	
		03-			05-0767	Trw	Ø 25,40	Ch 4V602168-, Alu, -ESP, -TC	

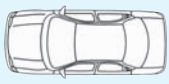


















## PEUGEOT

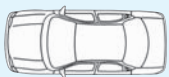



















<b>1007 4/05-</b>								
1.4 Eng. KFV(TU3JP) (55kW)		4/05-	R		04-0914	Bosch	Ø 20,64	Alu, +ABS
			R		04-0704	Luc	Ø 20,64	Alu, +ABS
					05-0437	Luc	Ø 22,20	Alu, +ABS, +ESP
1.4 16v Eng. KFU(ET3J4) (65kW)		05-	R		04-0914	Bosch	Ø 20,64	Alu
			R		04-0704	Luc	Ø 20,64	Alu, +ABS
					05-0597	Bosch	Ø 22,20	Alu, +ABS
					05-0422	Luc	Ø 20,64	Alu, -ABS
					05-0437	Luc	Ø 22,20	Alu, +ABS, +ESP
1.4 HDi Eng. DV4TD (50kW)		4/05-	R		04-0914	Bosch	Ø 20,64	Alu, +ABS
			R		04-0704	Luc	Ø 20,64	Alu, +ABS
					05-0437	Luc	Ø 22,20	Alu, +ABS, +ESP
					05-0437	Luc	Ø 22,20	Alu, +ABS, +ESP
1.6 16v Eng. NFU(TU5JP4) (80kW)		4/05-			05-0437	Luc	Ø 22,20	Alu, +ABS, +ESP

		Spare Parts	F/R	L/R	METELLI ref.		DIMENSIONS mm.	NOTE	
<b>104 10/72-6/88</b>									
0.95 Eng. 108C(XV8) (32kW)	83-88		R		<b>04-0141</b>	Bdx	Ø 22,00		
	83-88		R		<b>04-0168</b>	Luc	Ø 22,00		
	83-88				<b>05-0075</b>		Ø 19,05		
0.95, Coupé Eng. 108(XV3/ 5) (32-33-34kW)	9/76-83		R		<b>04-0141</b>	Bdx	Ø 22,00		
	9/76-83		R		<b>04-0168</b>	Luc	Ø 22,00		
	7/75-9/76		R L		<b>04-0142</b>	Bdx	Ø 23,80		
	7/75-9/76		R L		<b>04-0158</b>	Luc	Ø 22,22		
	72-7/75		R L		<b>04-0144</b>	Bdx	Ø 23,80		
	7/75-9/76		R R		<b>04-0143</b>	Bdx	Ø 23,80		
	7/75-9/76		R R		<b>04-0159</b>	Luc	Ø 22,22		
	72-7/75		R R		<b>04-0145</b>	Bdx	Ø 23,80		
	7/75-9/80					<b>05-0073</b>		Ø 19,05	
	9/80-83					<b>05-0075</b>		Ø 19,05	
1.1, Coupé Eng. 121(XW3S) (49kW)	9/76-80 9/76-80 7/75-9/76 7/75-9/76 73-7/75 7/75-9/76 7/75-9/76 73-7/75		R		<b>04-0169</b>	Bdx	Ø 20,64	Ch 7236001-7241000, Sys.Front Citroen	
			R		<b>04-0255</b>	Luc	Ø 20,64	Ch 7236001-7241000	
			R		<b>04-0141</b>	Bdx	Ø 22,00		
			R		<b>04-0168</b>	Luc	Ø 22,00		
			R L		<b>04-0142</b>	Bdx	Ø 23,80		
			R L		<b>04-0158</b>	Luc	Ø 22,22		
			R L		<b>04-0144</b>	Bdx	Ø 23,80		
			R R		<b>04-0143</b>	Bdx	Ø 23,80		
			R R		<b>04-0159</b>	Luc	Ø 22,22		
			R R		<b>04-0145</b>	Bdx	Ø 23,80		
7/75-9/80				<b>05-0081</b>		Ø 17,46	Ch 7236001-7241000		
				<b>05-0073</b>		Ø 19,05			
1.2 Eng. 129(XZ5) (42-49kW)	79-83		R		<b>04-0141</b>	Bdx	Ø 22,00		
	79-83		R		<b>04-0168</b>	Luc	Ø 22,00		
	79-83				<b>05-0075</b>		Ø 19,05		
1.4, Coupé Eng. 150(XY6B) (44-53kW)	79-84		R		<b>04-0141</b>	Bdx	Ø 22,00		
	79-84		R		<b>04-0168</b>	Luc	Ø 22,00		
	8/79-9/80				<b>05-0073</b>		Ø 19,05		
	9/80-84				<b>05-0075</b>		Ø 19,05		
<b>106 I (1A, 1C) 9/91-4/96</b>									
0.95 Eng. CDY(TU9) (33kW)	9/91-96		R		<b>04-0579</b>	Bdx	Ø 19,05	+ABS	
	9/91-96		R L		<b>04-0429</b>	Bdx/Ate	Ø 19,05	CRCI, -ABS	
	9/91-96		R L		<b>04-0567</b>	Bdx/Ate	Ø 19,05	CRCI, Enterprise, -ABS	
	9/91-96		R R		<b>04-0430</b>	Bdx/Ate	Ø 19,05	CRCI, -ABS	
	9/91-96		R R		<b>04-0568</b>	Bdx/Ate	Ø 19,05	CRCI, Enterprise, -ABS	
	9/91-96					<b>05-0061</b>		Ø 19,00	-ABS, IP
	9/91-96					<b>05-0146</b>		Ø 20,64	+ABS
9/91-96				<b>05-0059</b>		Ø 20,64	-ABS		
1.1 Eng. HDY(TU1M) (40-44kW)	9/91-96		R L		<b>04-0567</b>	Bdx/Ate	Ø 19,05	CRCI	
	9/91-96		R R		<b>04-0568</b>	Bdx/Ate	Ø 19,05	CRCI	
	9/91-96				<b>05-0061</b>		Ø 19,00	-ABS	
1.1 Eng. HDZ(TU1M/ MZ) (44kW)	9/91-96		R		<b>04-0579</b>	Bdx	Ø 19,05	+ABS	
	9/91-96		R L		<b>04-0567</b>	Bdx	Ø 19,05	CRCI, Rallye, -ABS	
	9/91-96		R L		<b>04-0429</b>	Bdx/Ate	Ø 19,05	CRCI, -ABS	
	9/91-96		R R		<b>04-0568</b>	Bdx	Ø 19,05	CRCI, Rallye, -ABS	
	9/91-96		R R		<b>04-0430</b>	Bdx/Ate	Ø 19,05	CRCI, -ABS	
	9/91-96					<b>05-0061</b>		Ø 19,00	-ABS, IP
	9/91-96					<b>05-0146</b>		Ø 20,64	+ABS
9/91-96				<b>05-0059</b>		Ø 20,64	-ABS		
1.3 Eng. TU2J2/ TU3FJ2K (70-72kW)	93-96		R		<b>04-0579</b>	Bdx	Ø 19,05	+ABS	
	93-96		R L		<b>04-0567</b>	Bdx	Ø 19,05	CRCI, -ABS	
	93-96		R R		<b>04-0568</b>	Bdx	Ø 19,05	CRCI, -ABS	
	93-96				<b>05-0146</b>		Ø 20,64	+ABS	
	93-96					<b>05-0059</b>		Ø 20,64	-ABS
1.4 Eng. KDY/ KDZ(TU3A/ AN/ S/ M/ 2/ 2K/ MC/ F2) (47-55kW)	9/91-96		R		<b>04-0579</b>	Bdx	Ø 19,05	+ABS	
	9/91-96		R L		<b>04-0567</b>	Bdx/Ate	Ø 19,05	CRCI, -ABS	
	9/91-96		R R		<b>04-0568</b>	Bdx/Ate	Ø 19,05	CRCI, -ABS	
	9/91-96				<b>05-0061</b>		Ø 19,00	-ABS	
	9/91-96					<b>05-0146</b>		Ø 20,64	+ABS

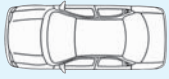





















		Spare Parts	F/R	L/R	METELLI ref.		DIMENSIONS mm.	NOTE
1.4 Eng. KFZ(TU3J2-Z) (69kW)	9/91-96		R		<b>04-0579</b>		Ø 19,05	+ABS
	9/91-96		R	L	<b>04-0567</b>	Bdx	Ø 19,05	CRCI, -ABS
	9/91-96		R	R	<b>04-0568</b>	Bdx	Ø 19,05	CRCI, -ABS
	9/91-96				<b>05-0059</b>		Ø 20,64	-ABS
1.4 Eng. NFZ(TU5JP) (65kW)	9/91-96		R	L	<b>04-0567</b>	Bdx	Ø 19,05	CRCI
	9/91-96		R	R	<b>04-0568</b>	Bdx	Ø 19,05	CRCI
	9/91-96				<b>05-0059</b>		Ø 20,64	
1.4 D Eng. K9Y(TUD3Y) (37kW)	92-96		R		<b>04-0579</b>	Bdx	Ø 19,05	+ABS
	92-96		R	L	<b>04-0567</b>	Bdx/Ate	Ø 19,05	CRCI, -ABS
	92-96		R	R	<b>04-0568</b>	Bdx/Ate	Ø 19,05	CRCI, -ABS
	92-96				<b>05-0061</b>		Ø 19,00	-ABS
	92-96				<b>05-0146</b>		Ø 20,64	+ABS
1.5 D Eng. VJX(TUD5B) (43kW)	94-96		R		<b>04-0579</b>	Bdx	Ø 19,05	+ABS
	94-96		R	L	<b>04-0567</b>	Bdx/Ate	Ø 19,05	CRCI, -ABS
	94-96		R	R	<b>04-0568</b>	Bdx/Ate	Ø 19,05	CRCI, -ABS
	94-96				<b>05-0061</b>		Ø 19,00	-ABS
	94-96				<b>05-0146</b>		Ø 20,64	+ABS
1.5 D Eng. VJY(TUD5) (40kW)	94-96		R		<b>04-0579</b>	Bdx	Ø 19,05	+ABS
	94-96		R	L	<b>04-0567</b>	Bdx/Ate	Ø 19,05	CRCI, -ABS
	94-96		R	R	<b>04-0568</b>	Bdx/Ate	Ø 19,05	CRCI, -ABS
	94-96				<b>05-0061</b>		Ø 19,00	-ABS
	94-96				<b>05-0146</b>		Ø 20,64	+ABS
1.6 Eng. NFY(TU5J2) (76kW)	94-96		R		<b>04-0579</b>		Ø 19,05	+ABS
	94-96		R	L	<b>04-0567</b>	Bdx	Ø 19,05	CRCI, -ABS
	94-96		R	R	<b>04-0568</b>	Bdx	Ø 19,05	CRCI, -ABS
	94-96				<b>05-0059</b>		Ø 20,64	-ABS
1.6 Eng. NFZ(TU5JP) (65kW)	93-96		R		<b>04-0579</b>	Bdx	Ø 19,05	+ABS
	93-96		R	L	<b>04-0567</b>	Bdx/Ate	Ø 19,05	CRCI, -ABS
	93-96		R	R	<b>04-0568</b>	Bdx/Ate	Ø 19,05	CRCI, -ABS
	93-96				<b>05-0061</b>		Ø 19,00	-ABS
	93-96				<b>05-0146</b>		Ø 20,64	+ABS
<b>106 II (1) 5/96-</b>								
0.95 Eng. CDY/ Z(TU9M) (33-37kW)	11/98-		R		<b>04-0704</b>	Luc	Ø 20,64	Alu, +ABS
	96-10/98		R		<b>04-0648</b>		Ø 20,64	+ABS
	96-		R	L	<b>04-0429</b>		Ø 19,05	CRCI, Sys.Front ATE, -ABS, 3 Hole
	96-		R	L	<b>04-0567</b>		Ø 19,05	CRCI, Sys.Front Bdx, -ABS, 4 Hole
	96-		R	R	<b>04-0430</b>		Ø 19,05	CRCI, Sys.Front ATE, -ABS, 3 Hole
	96-		R	R	<b>04-0568</b>		Ø 19,05	CRCI, Sys.Front Bdx, -ABS, 4 Hole
	3/96-				<b>05-0266</b>	Bdx	Ø 19,05	-ABS, 4 Hole
	96-				<b>05-0360</b>	Ate	Ø 20,64	Alu, -ABS, 3 Hole
	96-				<b>05-0245</b>	Bdx	Ø 20,64	Alu, -ABS, 3 Hole
	96-				<b>05-0356</b>	Luc	Ø 20,64	Alu, +ABS
1.1 Eng. HDY(TU1M) (40kW)	97-		R	L	<b>04-0429</b>		Ø 19,05	CRCI, Sys.Front ATE, -ABS, 3 Hole
	97-		R	L	<b>04-0567</b>		Ø 19,05	CRCI, Sys.Front Bdx, -ABS, 4 Hole
	97-		R	R	<b>04-0430</b>		Ø 19,05	CRCI, Sys.Front ATE, -ABS, 3 Hole
	97-		R	R	<b>04-0568</b>		Ø 19,05	CRCI, Sys.Front Bdx, -ABS, 4 Hole
	97-				<b>05-0360</b>	Ate	Ø 20,64	Alu, -ABS, 3 Hole
	97-				<b>05-0266</b>	Bdx	Ø 19,05	-ABS, 4 Hole
	97-				<b>05-0245</b>	Bdx	Ø 20,64	Alu, -ABS, 3 Hole
1.1 Eng. HFX(TU1JP) (44kW)	11/98-		R		<b>04-0704</b>	Luc	Ø 20,64	Alu, +ABS
	96-10/98		R		<b>04-0648</b>		Ø 20,64	+ABS
	96-				<b>05-0356</b>	Luc	Ø 20,64	Alu, +ABS
1.4 Eng. KFW/ KFX(TU3JP) (55kW)	11/98-		R		<b>04-0704</b>	Luc	Ø 20,64	Alu, +ABS
	96-10/98		R		<b>04-0648</b>		Ø 20,64	+ABS
	96-		R	L	<b>04-0567</b>		Ø 19,05	CRCI, -ABS
	96-		R	R	<b>04-0568</b>		Ø 19,05	CRCI, -ABS
	96-				<b>05-0360</b>	Ate	Ø 20,64	Alu, -ABS
	96-				<b>05-0266</b>	Bdx	Ø 19,05	-ABS
	96-				<b>05-0356</b>	Luc	Ø 20,64	Alu, +ABS
1.5 D Eng. VJY/ X(TUD5) (40-43kW)	11/98-		R		<b>04-0704</b>	Luc	Ø 20,64	Alu, +ABS
	96-10/98		R		<b>04-0648</b>		Ø 20,64	+ABS
	96-		R	L	<b>04-0567</b>		Ø 19,05	CRCI, -ABS
	96-		R	R	<b>04-0568</b>		Ø 19,05	CRCI, -ABS
	96-				<b>05-0360</b>	Ate	Ø 20,64	Alu, -ABS

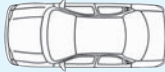
























		Spare Parts	F/R	L/R	METELLI ref.		DIMENSIONS mm.	NOTE
1.5 D Eng. VJY/ X(TUD5) (40-43kW)	96-				<b>05-0266</b>	Bdx	Ø 19,05	-ABS
					<b>05-0356</b>	Luc	Ø 20,64	Alu, +ABS
1.6 Eng. NFW/ NFY(TU5J2) (74kW)	96-				<b>05-0360</b>	Ate	Ø 20,64	Alu, -ABS
	96-				<b>05-0245</b>	Bdx	Ø 20,64	Alu, -ABS
	96-				<b>05-0356</b>	Luc	Ø 20,64	Alu, +ABS
1.6 Eng. NFZ(TU5JP) (65kW)	11/98		R		<b>04-0704</b>	Luc	Ø 20,64	Alu, +ABS
	96-10/98		R		<b>04-0648</b>		Ø 20,64	+ABS
			R	L	<b>04-0567</b>		Ø 19,05	CRCI, -ABS
	96-		R	R	<b>04-0568</b>		Ø 19,05	CRCI, -ABS
	96-				<b>05-0360</b>	Ate	Ø 20,64	Alu, -ABS
	96-				<b>05-0245</b>	Bdx	Ø 20,64	Alu, -ABS
96-				<b>05-0356</b>	Luc	Ø 20,64	Alu, +ABS	
1.6 S16/Rallye Eng. NFX(TU5J4) (87kW)	96-				<b>05-0360</b>	Ate	Ø 20,64	Alu, -ABS
	96-				<b>05-0245</b>	Bdx	Ø 20,64	Alu, -ABS
	96-				<b>05-0356</b>	Luc	Ø 20,64	Alu, +ABS
	96-04				<b>05-0666</b>	Ate	Ø 22,20	Alu, +ABS
Electric (20kW)	3/96-		R		<b>04-0579</b>		Ø 19,05	
	3/96-				<b>05-0245</b>	Bdx	Ø 20,64	Alu, 3 Hole
<b>107 6/05-</b>								
1.0 Eng. 1KRFE (50kW)	6/05-		R		<b>04-0939</b>	Bosch	Ø 17,46	Alu
	05-				<b>05-0691</b>	Bosch	Ø 20,64	Alu
1.4 HDi Eng. DV4D (40kW)	6/05-		R		<b>04-0939</b>	Bosch	Ø 17,46	Alu
	05-				<b>05-0691</b>	Bosch	Ø 20,64	Alu
<b>204 10/65-10/77</b>								
1.1 Eng. XK5 (40-43kW)	75-77		R		<b>04-0170</b>		Ø 22,00	
	75-77		R		<b>04-0140</b>		Ø 23,81	
	75-77				<b>05-0074</b>	Luc	Ø 19,05	
1.1, Cabrio Eng. XK (39kW)	65-69		R		<b>04-0042</b>		Ø 19,05	Incl. Export
	65-69		R		<b>04-0152</b>		Ø 23,81	Export
1.1, Cabrio, Coupé, Break Eng. XK4 (40kW)	69-77		R		<b>04-0042</b>		Ø 19,05	Incl. Export
	69-77		R		<b>04-0152</b>		Ø 23,81	Export
	75-77		R		<b>04-0170</b>		Ø 22,00	
	75-77		R		<b>04-0140</b>		Ø 23,81	
	75-77				<b>05-0074</b>	Luc	Ø 19,05	
1.2 D Break Eng. XLD (29kW)	68-73		R		<b>04-0042</b>		Ø 19,05	Incl. Export
	68-73		R		<b>04-0152</b>		Ø 23,81	Export
1.4 D Break Eng. XL4D (33kW)	73-75		R		<b>04-0042</b>		Ø 19,05	Incl. Export
	75-77		R		<b>04-0170</b>		Ø 22,00	
	75-77		R		<b>04-0140</b>		Ø 23,81	
	75-77				<b>05-0074</b>	Luc	Ø 19,05	
<b>205 I (741A/C/B) 2/83-10/87</b>								
0.95 Eng. 108C(XV3/ 5/ 8) (32-33-34kW)	83-		R	L	<b>04-0343</b>	Bdx	Ø 19,05	CRCI, +Servo
	83-		R	L	<b>04-0347</b>	Luc	Ø 19,05	CRCI, +Servo
	83-90		R	L	<b>04-0345</b>	Bdx	Ø 20,64	CRCI, -Servo
			R	R	<b>04-0344</b>	Bdx	Ø 19,05	CRCI, +Servo
	83-		R	R	<b>04-0348</b>	Luc	Ø 19,05	CRCI, +Servo
	83-90		R	R	<b>04-0346</b>	Bdx	Ø 20,64	CRCI, -Servo
	8/86-87				<b>05-0143</b>		Ø 17,46	-ABS, -Servo
					<b>05-0061</b>		Ø 19,00	-ABS, +Servo, 3 Connections
					<b>05-0059</b>		Ø 20,64	-ABS, +Servo, 4 Connections
					<b>05-0191</b>	Ate	Ø 19,05	-ABS, +Servo, 4 Connections
					<b>05-0225</b>	Ate	Ø 20,64	-ABS, +Servo
					<b>05-0077</b>		Ø 19,05	-ABS, -Servo
1.1 Eng. 109F(XW7) (36kW)	83-		R	L	<b>04-0343</b>	Bdx	Ø 19,05	CRCI, +Servo
	83-		R	L	<b>04-0347</b>	Luc	Ø 19,05	CRCI, +Servo
	83-90		R	L	<b>04-0345</b>	Bdx	Ø 20,64	CRCI, -Servo
			R	R	<b>04-0344</b>	Bdx	Ø 19,05	CRCI, +Servo
	83-		R	R	<b>04-0348</b>	Luc	Ø 19,05	CRCI, +Servo
	83-90		R	R	<b>04-0346</b>	Bdx	Ø 20,64	CRCI, -Servo
	8/86-90				<b>05-0143</b>		Ø 17,46	-ABS, -Servo
					<b>05-0061</b>		Ø 19,00	-ABS, +Servo, 3 Connections
					<b>05-0059</b>		Ø 20,64	-ABS, +Servo, 4 Connections
					<b>05-0191</b>	Ate	Ø 19,05	-ABS, +Servo, 4 Connections
				<b>05-0225</b>	Ate	Ø 20,64	-ABS, +Servo	

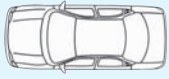
























		Spare Parts	F/R	L/R	METELLI ref.		DIMENSIONS mm.	NOTE
1.1 Eng. 109F(XW7) (36kW)	83-7/86				<b>05-0077</b>		Ø 19,05	-ABS, -Servo
1.1 Eng. 109N(XW7) (36kW)	86-87		R	L	<b>04-0343</b>	Bdx	Ø 19,05	CRCI, +Servo
	86-87		R	L	<b>04-0345</b>	Bdx	Ø 20,64	CRCI, -Servo
	86-87		R	L	<b>04-0347</b>	Luc	Ø 19,05	CRCI, +Servo
	86-87		R	R	<b>04-0344</b>	Bdx	Ø 19,05	CRCI, +Servo
	86-87		R	R	<b>04-0346</b>	Bdx	Ø 20,64	CRCI, -Servo
	86-87		R	R	<b>04-0348</b>	Luc	Ø 19,05	CRCI, +Servo
	86-87				<b>05-0143</b>		Ø 17,46	-ABS, -Servo
	86-87				<b>05-0061</b>		Ø 19,00	-ABS, +Servo, 3 Connections
	86-87				<b>05-0059</b>		Ø 20,64	-ABS, +Servo, 4 Connections
	86-87				<b>05-0191</b>	Ate	Ø 19,05	-ABS, +Servo, 4 Connections
	86-87				<b>05-0225</b>	Ate	Ø 20,64	-ABS, +Servo
1.4 Eng. 150(XY6B) (44-53kW)	83-		R	L	<b>04-0343</b>	Bdx	Ø 19,05	CRCI
	83-		R	L	<b>04-0347</b>	Luc	Ø 19,05	CRCI
	83-		R	R	<b>04-0344</b>	Bdx	Ø 19,05	CRCI
	83-		R	R	<b>04-0348</b>	Luc	Ø 19,05	CRCI
	83-				<b>05-0061</b>		Ø 19,00	-ABS, +Servo, 3 Connections
	83-				<b>05-0059</b>		Ø 20,64	-ABS, +Servo, 4 Connections
	83-				<b>05-0191</b>	Ate	Ø 19,05	-ABS, +Servo, 4 Connections
	83-				<b>05-0225</b>	Ate	Ø 20,64	-ABS, +Servo
1.4, Cabrio Eng. 150B/ H(XY8) (44-53-58kW)	83-		R	L	<b>04-0343</b>	Bdx	Ø 19,05	CRCI
	83-		R	L	<b>04-0347</b>	Luc	Ø 19,05	CRCI
	83-		R	R	<b>04-0344</b>	Bdx	Ø 19,05	CRCI
	83-		R	R	<b>04-0348</b>	Luc	Ø 19,05	CRCI
	83-				<b>05-0061</b>		Ø 19,00	-ABS, +Servo, 3 Connections
	83-				<b>05-0059</b>		Ø 20,64	-ABS, +Servo, 4 Connections
	83-				<b>05-0191</b>	Ate	Ø 19,05	-ABS, +Servo, 4 Connections
	83-				<b>05-0225</b>	Ate	Ø 20,64	-ABS, +Servo
1.4, Cabrio Eng. 150D/ G(XY7) (44kW)	83-		R	L	<b>04-0343</b>	Bdx	Ø 19,05	CRCI
	83-		R	L	<b>04-0347</b>	Luc	Ø 19,05	CRCI
	83-		R	R	<b>04-0344</b>	Bdx	Ø 19,05	CRCI
	83-		R	R	<b>04-0348</b>	Luc	Ø 19,05	CRCI
	83-				<b>05-0061</b>		Ø 19,00	-ABS, +Servo, 3 Connections
	83-				<b>05-0059</b>		Ø 20,64	-ABS, +Servo, 4 Connections
	83-				<b>05-0191</b>	Ate	Ø 19,05	-ABS, +Servo, 4 Connections
	83-				<b>05-0225</b>	Ate	Ø 20,64	-ABS, +Servo
1.5 Eng. Y2-K (63kW)	84-87		R	L	<b>04-0343</b>	Bdx	Ø 19,05	CRCI
	84-87		R	L	<b>04-0347</b>	Luc	Ø 19,05	CRCI
	84-87		R	R	<b>04-0344</b>	Bdx	Ø 19,05	CRCI
	84-87		R	R	<b>04-0348</b>	Luc	Ø 19,05	CRCI
	84-87				<b>05-0061</b>		Ø 19,00	-ABS, +Servo, 3 Connections
	84-87				<b>05-0059</b>		Ø 20,64	-ABS, +Servo, 4 Connections
	84-87				<b>05-0191</b>	Ate	Ø 19,05	-ABS, +Servo, 4 Connections
	84-87				<b>05-0225</b>	Ate	Ø 20,64	-ABS, +Servo
1.6 Eng. B1A(XU51C) (55kW)	86-87		R	L	<b>04-0343</b>	Bdx	Ø 19,05	CRCI
	86-87		R	L	<b>04-0347</b>	Luc	Ø 19,05	CRCI
	86-87		R	R	<b>04-0344</b>	Bdx	Ø 19,05	CRCI
	86-87		R	R	<b>04-0348</b>	Luc	Ø 19,05	CRCI
	86-87				<b>05-0061</b>		Ø 19,00	-ABS, +Servo, 3 Connections
	86-87				<b>05-0059</b>		Ø 20,64	-ABS, +Servo, 4 Connections
	86-87				<b>05-0191</b>	Ate	Ø 19,05	-ABS, +Servo, 4 Connections
	86-87				<b>05-0225</b>	Ate	Ø 20,64	-ABS, +Servo
1.6 Eng. B1A/ BAZ(XU51C/ CP) (55-66-76-85kW)	86-87		R	L	<b>04-0343</b>	Bdx	Ø 19,05	CRCI
	86-87		R	L	<b>04-0347</b>	Luc	Ø 19,05	CRCI
	86-87		R	R	<b>04-0344</b>	Bdx	Ø 19,05	CRCI
	86-87		R	R	<b>04-0348</b>	Luc	Ø 19,05	CRCI
	86-87				<b>05-0061</b>		Ø 19,00	-ABS, +Servo, 3 Connections
	86-87				<b>05-0059</b>		Ø 20,64	-ABS, +Servo, 4 Connections
	86-87				<b>05-0191</b>	Ate	Ø 19,05	-ABS, +Servo, 4 Connections
	86-87				<b>05-0225</b>	Ate	Ø 20,64	-ABS, +Servo
1.6 Eng. B1E(XU51C) (53kW)	3/87-10/87		R	L	<b>04-0343</b>	Bdx	Ø 19,05	CRCI
	3/87-10/87		R	L	<b>04-0347</b>	Luc	Ø 19,05	CRCI
	3/87-10/87		R	R	<b>04-0344</b>	Bdx	Ø 19,05	CRCI
	3/87-10/87		R	R	<b>04-0348</b>	Luc	Ø 19,05	CRCI

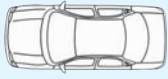

































		Spare Parts	F/R	L/R	METELLI ref.		DIMENSIONS mm.	NOTE
1.6 Eng. B1E(XU51C) (53kW)	3/87-10/87				<b>05-0061</b>		Ø 19,00	-ABS, +Servo, 3 Connections
	3/87-10/87				<b>05-0059</b>		Ø 20,64	-ABS, +Servo, 4 Connections
	3/87-10/87				<b>05-0191</b>	Ate	Ø 19,05	-ABS, +Servo, 4 Connections
	3/87-10/87				<b>05-0225</b>	Ate	Ø 20,64	-ABS, +Servo
1.6 GTI, CTI Cabrio Eng. 180A/ Z(XU5J-J/ JA/ JP) (76kW)	84-87		R		<b>04-0415</b>	Luc	Ø 19,05	
	84-87				<b>05-0059</b>		Ø 20,64	-ABS, +Servo, 4 Connections
	84-87				<b>05-0225</b>	Ate	Ø 20,64	-ABS, +Servo, 3 Connections
1.8 D Eng. 161A(XUD7) (44kW)	83-		R	L	<b>04-0343</b>	Bdx	Ø 19,05	CRCI
	83-		R	L	<b>04-0347</b>	Luc	Ø 19,05	CRCI
	83-		R	R	<b>04-0344</b>	Bdx	Ø 19,05	CRCI
	83-		R	R	<b>04-0348</b>	Luc	Ø 19,05	CRCI
	83-				<b>05-0061</b>		Ø 19,00	-ABS, +Servo, 3 Connections
	83-				<b>05-0059</b>		Ø 20,64	-ABS, +Servo, 4 Connections
	83-				<b>05-0191</b>	Ate	Ø 19,05	-ABS, +Servo, 4 Connections
	83-				<b>05-0225</b>	Ate	Ø 20,64	-ABS, +Servo
1.9 D Eng. DJZ(XUD9Y) (47kW)	83-		R	L	<b>04-0343</b>	Bdx	Ø 19,05	CRCI
	83-		R	L	<b>04-0347</b>	Luc	Ø 19,05	CRCI
	83-		R	R	<b>04-0344</b>	Bdx	Ø 19,05	CRCI
	83-		R	R	<b>04-0348</b>	Luc	Ø 19,05	CRCI
	83-				<b>05-0061</b>		Ø 19,00	-ABS, +Servo, 3 Connections
	83-				<b>05-0059</b>		Ø 20,64	+Servo, 4 Connections
	83-				<b>05-0191</b>	Ate	Ø 19,05	+Servo, 4 Connections
	83-				<b>05-0225</b>	Ate	Ø 20,64	+Servo
1.9 GTi Eng. D6B(XU9JA/ Z) (94-96kW)	86-87		R		<b>04-0415</b>	Luc	Ø 19,05	
	86-87				<b>05-0059</b>		Ø 20,64	-ABS, +Servo, 4 Connections
	86-87				<b>05-0225</b>	Ate	Ø 20,64	-ABS, +Servo, 3 Connections
<b>205 II (20A/C) 1/87-9/98</b>								
0.95 Eng. CDY/ Z(TU9M) (33-37kW)	87-98		R	L	<b>04-0343</b>	Bdx	Ø 19,05	CRCI, +Servo
	87-98		R	L	<b>04-0347</b>	Luc	Ø 19,05	CRCI, +Servo
	87-98		R	R	<b>04-0344</b>	Bdx	Ø 19,05	CRCI, +Servo
	87-98		R	R	<b>04-0348</b>	Luc	Ø 19,05	CRCI, +Servo
	87-98				<b>05-0061</b>		Ø 19,00	-ABS, +Servo, 3 Connections
	87-98				<b>05-0059</b>		Ø 20,64	+Servo, 4 Connections
	87-98				<b>05-0146</b>		Ø 20,64	+ABS, +Servo
	87-98				<b>05-0191</b>	Ate	Ø 19,05	+Servo, 4 Connections
	87-98				<b>05-0225</b>	Ate	Ø 20,64	+Servo
	1.1 Eng. 109N(XW7) (36kW)	87-98		R	L	<b>04-0343</b>	Bdx	Ø 19,05
87-98			R	L	<b>04-0347</b>	Luc	Ø 19,05	CRCI, +Servo
87-98			R	R	<b>04-0344</b>	Bdx	Ø 19,05	CRCI, +Servo
87-98			R	R	<b>04-0348</b>	Luc	Ø 19,05	CRCI, +Servo
87-98					<b>05-0061</b>		Ø 19,00	-ABS, +Servo, 3 Connections
87-98					<b>05-0059</b>		Ø 20,64	+Servo, 4 Connections
87-98					<b>05-0146</b>		Ø 20,64	+ABS, +Servo
87-98					<b>05-0191</b>	Ate	Ø 19,05	+Servo, 4 Connections
87-98					<b>05-0225</b>	Ate	Ø 20,64	+Servo
1.1 Eng. H1B(TU1) (40kW)		87-90		R	L	<b>04-0343</b>	Bdx	Ø 19,05
	87-90		R	L	<b>04-0347</b>	Luc	Ø 19,05	CRCI, +Servo
	87-90		R	R	<b>04-0344</b>	Bdx	Ø 19,05	CRCI, +Servo
	87-90		R	R	<b>04-0348</b>	Luc	Ø 19,05	CRCI, +Servo
	87-90				<b>05-0061</b>		Ø 19,00	-ABS, +Servo, 3 Connections
	87-90				<b>05-0059</b>		Ø 20,64	+Servo, 4 Connections
	87-90				<b>05-0146</b>		Ø 20,64	+ABS, +Servo
	87-90				<b>05-0191</b>	Ate	Ø 19,05	+Servo, 4 Connections
	87-90				<b>05-0225</b>	Ate	Ø 20,64	+Servo
	1.1, CJ Cabrio Eng. HDZ(TU1M/ MZ) (44kW)	89-94		R	L	<b>04-0343</b>	Bdx	Ø 19,05
89-94			R	L	<b>04-0347</b>	Luc	Ø 19,05	CRCI, +Servo
89-94			R	R	<b>04-0344</b>	Bdx	Ø 19,05	CRCI, +Servo
89-94			R	R	<b>04-0348</b>	Luc	Ø 19,05	CRCI, +Servo
89-94					<b>05-0061</b>		Ø 19,00	-ABS, +Servo, 3 Connections
89-94					<b>05-0059</b>		Ø 20,64	+Servo, 4 Connections
89-94					<b>05-0146</b>		Ø 20,64	+ABS, +Servo
89-94					<b>05-0191</b>	Ate	Ø 19,05	+Servo, 4 Connections
89-94					<b>05-0225</b>	Ate	Ø 20,64	+Servo

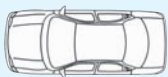

























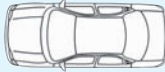


		Spare Parts	F/R	L/R	METELLI ref.		DIMENSIONS mm.	NOTE
1.3 Rallye Eng. TU24 (74kW)	87-90		R		<b>04-0415</b>	Luc	Ø 19,05	
	87-90				<b>05-0225</b>		Ø 20,64	3 Connections
	87-90				<b>05-0059</b>		Ø 20,64	4 Connections
1.4 Eng. 150(XY6B) (44-53kW)	87-88		R	L	<b>04-0343</b>	Bdx	Ø 19,05	CRCl, +Servo
	87-88		R	L	<b>04-0347</b>	Luc	Ø 19,05	CRCl, +Servo
	87-88		R	R	<b>04-0344</b>	Bdx	Ø 19,05	CRCl, +Servo
	87-88		R	R	<b>04-0348</b>	Luc	Ø 19,05	CRCl, +Servo
	87-88				<b>05-0061</b>		Ø 19,00	-ABS, +Servo, 3 Connections
	87-88				<b>05-0191</b>	Ate	Ø 19,05	+Servo, 4 Connections
1.4 Eng. 150B/ H(XY8) (44-53-58kW)	88-89		R	L	<b>04-0343</b>	Bdx	Ø 19,05	CRCl, +Servo
	88-89		R	L	<b>04-0347</b>	Luc	Ø 19,05	CRCl, +Servo
	88-89		R	R	<b>04-0344</b>	Bdx	Ø 19,05	CRCl, +Servo
	88-89		R	R	<b>04-0348</b>	Luc	Ø 19,05	CRCl, +Servo
	88-89				<b>05-0061</b>		Ø 19,00	-ABS, +Servo, 3 Connections
	88-89				<b>05-0191</b>	Ate	Ø 19,05	+Servo, 4 Connections
1.4 Eng. 150D/ G(XY7) (44kW)	87-89		R	L	<b>04-0343</b>	Bdx	Ø 19,05	CRCl, +Servo
	87-89		R	L	<b>04-0347</b>	Luc	Ø 19,05	CRCl, +Servo
	87-89		R	R	<b>04-0344</b>	Bdx	Ø 19,05	CRCl, +Servo
	87-89		R	R	<b>04-0348</b>	Luc	Ø 19,05	CRCl, +Servo
	87-89				<b>05-0061</b>		Ø 19,00	-ABS, +Servo, 3 Connections
	87-89				<b>05-0191</b>	Ate	Ø 19,05	+Servo, 4 Connections
1.4 Eng. K2B(TU3S) (62kW)	87-89		R	L	<b>04-0343</b>	Bdx	Ø 19,05	CRCl, +Servo
	87-89		R	L	<b>04-0347</b>	Luc	Ø 19,05	CRCl, +Servo
	87-89		R	R	<b>04-0344</b>	Bdx	Ø 19,05	CRCl, +Servo
	87-89		R	R	<b>04-0348</b>	Luc	Ø 19,05	CRCl, +Servo
	87-89				<b>05-0061</b>		Ø 19,00	-ABS, +Servo, 3 Connections
	87-89				<b>05-0059</b>		Ø 20,64	+Servo, 4 Connections
	87-89				<b>05-0191</b>	Ate	Ø 19,05	+Servo, 4 Connections
	87-89				<b>05-0225</b>	Ate	Ø 20,64	+Servo
1.4, Cabrio Eng. K1D(TU3A/ AN/ S/ M/ 2/ 2K) (49kW)	87-94		R	L	<b>04-0343</b>	Bdx	Ø 19,05	CRCl, +Servo
	87-94		R	L	<b>04-0347</b>	Luc	Ø 19,05	CRCl, +Servo
	87-94		R	R	<b>04-0344</b>	Bdx	Ø 19,05	CRCl, +Servo
	87-94		R	R	<b>04-0348</b>	Luc	Ø 19,05	CRCl, +Servo
	87-94				<b>05-0061</b>		Ø 19,00	-ABS, +Servo, 3 Connections
	87-94				<b>05-0059</b>		Ø 20,64	+Servo, 4 Connections
	87-94				<b>05-0191</b>	Ate	Ø 19,05	+Servo, 4 Connections
	87-94				<b>05-0225</b>	Ate	Ø 20,64	+Servo
1.4, Cabrio Eng. KFW/ KFX(TU3JP)/ KDX(TU3MC) (55kW)	88-98		R	L	<b>04-0343</b>	Bdx	Ø 19,05	CRCl, +Servo
	88-98		R	L	<b>04-0347</b>	Luc	Ø 19,05	CRCl, +Servo
	88-98		R	R	<b>04-0344</b>	Bdx	Ø 19,05	CRCl, +Servo
	88-98		R	R	<b>04-0348</b>	Luc	Ø 19,05	CRCl, +Servo
	88-98				<b>05-0061</b>		Ø 19,00	-ABS, +Servo, 3 Connections
	88-98				<b>05-0059</b>		Ø 20,64	+Servo, 4 Connections
	88-98				<b>05-0191</b>	Ate	Ø 19,05	+Servo, 4 Connections
	88-98				<b>05-0225</b>	Ate	Ø 20,64	+Servo
1.4, Kat Cabrio Eng. KAY(TU3FCP) (44kW)	89-93		R	L	<b>04-0343</b>	Bdx	Ø 19,05	CRCl, +Servo
	89-93		R	L	<b>04-0347</b>	Luc	Ø 19,05	CRCl, +Servo
	89-93		R	R	<b>04-0344</b>	Bdx	Ø 19,05	CRCl, +Servo
	89-93		R	R	<b>04-0348</b>	Luc	Ø 19,05	CRCl, +Servo
	89-93				<b>05-0061</b>		Ø 19,00	-ABS, +Servo, 3 Connections
	89-93				<b>05-0059</b>		Ø 20,64	+Servo, 4 Connections
	89-93				<b>05-0191</b>	Ate	Ø 19,05	+Servo, 4 Connections
	89-93				<b>05-0225</b>	Ate	Ø 20,64	+Servo
1.6 Eng. B1E(XU51C) (53kW)	87-98		R	L	<b>04-0343</b>	Bdx	Ø 19,05	CRCl, +Servo
	87-98		R	L	<b>04-0347</b>	Luc	Ø 19,05	CRCl, +Servo
	87-98		R	R	<b>04-0344</b>	Bdx	Ø 19,05	CRCl, +Servo
	87-98		R	R	<b>04-0348</b>	Luc	Ø 19,05	CRCl, +Servo
	87-98				<b>05-0061</b>		Ø 19,00	-ABS, +Servo, 3 Connections
	87-98				<b>05-0059</b>		Ø 20,64	+Servo, 4 Connections
	87-98				<b>05-0146</b>		Ø 20,64	+ABS, +Servo
	87-98				<b>05-0191</b>	Ate	Ø 19,05	+Servo, 4 Connections
	87-98				<b>05-0225</b>	Ate	Ø 20,64	+Servo
1.6 Aut. Eng. B1A(XU51C-K) (58kW)	87-98		R	L	<b>04-0343</b>	Bdx	Ø 19,05	CRCl, +Servo
	87-98		R	L	<b>04-0347</b>	Luc	Ø 19,05	CRCl, +Servo

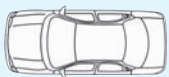












		Spare Parts	F/R	L/R	METELLI ref.		DIMENSIONS mm.	NOTE
1.6 Aut. Eng. B1A(XU51C-K) (58kW)	87-98		R	R	04-0344	Bdx	Ø 19,05	CRCI, +Servo
	87-98		R	R	04-0348	Luc	Ø 19,05	CRCI, +Servo
	87-98				05-0061		Ø 19,00	-ABS, +Servo, 3 Connections
	87-98				05-0059		Ø 20,64	+Servo, 4 Connections
	87-98				05-0146		Ø 20,64	+ABS, +Servo
	87-98				05-0191	Ate	Ø 19,05	+Servo, 4 Connections
	87-98				05-0225	Ate	Ø 20,64	+Servo
1.6 Cabrio, Aut Eng. BDY(XU5M2Z/ 3Z) (65kW)	90-98		R	L	04-0343	Bdx	Ø 19,05	CRCI, +Servo
	90-98		R	L	04-0347	Luc	Ø 19,05	CRCI, +Servo
	90-98		R	R	04-0344	Bdx	Ø 19,05	CRCI, +Servo
	90-98		R	R	04-0348	Luc	Ø 19,05	CRCI, +Servo
	90-98				05-0061		Ø 19,00	-ABS, +Servo, 3 Connections
	90-98				05-0059		Ø 20,64	+Servo, 4 Connections
	90-98				05-0146		Ø 20,64	+ABS, +Servo
	90-98				05-0191	Ate	Ø 19,05	+Servo, 4 Connections
	90-98				05-0225	Ate	Ø 20,64	+Servo
1.6 GTI Eng. 180A/ Z(XU5J-J/ JA/ JP) (76kW)	87-89		R		04-0415		Ø 19,05	
	87-89				05-0061		Ø 19,00	-ABS, +Servo, 3 Connections
	87-89				05-0191	Ate	Ø 19,05	+Servo, 4 Connections
1.6 GTI Eng. B6D(XU5J) (85kW)	87-89		R		04-0415		Ø 19,05	
	87-89				05-0061		Ø 19,00	-ABS, +Servo, 3 Connections
	87-89				05-0191	Ate	Ø 19,05	+Servo, 4 Connections
1.6, Kat Eng. B1A/ BAZ(XU51C/ CP) (55kW)	87-98		R	L	04-0343	Bdx	Ø 19,05	CRCI, +Servo
	87-98		R	L	04-0347	Luc	Ø 19,05	CRCI, +Servo
	87-98		R	R	04-0344	Bdx	Ø 19,05	CRCI, +Servo
	87-98		R	R	04-0348	Luc	Ø 19,05	CRCI, +Servo
	87-98				05-0061		Ø 19,00	-ABS, +Servo, 3 Connections
	87-98				05-0059		Ø 20,64	+Servo, 4 Connections
	87-98				05-0146		Ø 20,64	+ABS, +Servo
	87-98				05-0191	Ate	Ø 19,05	+Servo, 4 Connections
	87-98				05-0225	Ate	Ø 20,64	+Servo
1.8 D Eng. 161A(XUD7) (44kW)	87-89		R	L	04-0343	Bdx	Ø 19,05	CRCI, +Servo
	87-89		R	L	04-0347	Luc	Ø 19,05	CRCI, +Servo
	87-89		R	R	04-0344	Bdx	Ø 19,05	CRCI, +Servo
	87-89		R	R	04-0348	Luc	Ø 19,05	CRCI, +Servo
	87-89				05-0061		Ø 19,00	-ABS, +Servo, 3 Connections
	87-89				05-0059		Ø 20,64	+Servo, 4 Connections
	87-89				05-0146		Ø 20,64	+ABS, +Servo
	87-89				05-0191	Ate	Ø 19,05	+Servo, 4 Connections
	87-89				05-0225	Ate	Ø 20,64	+Servo
1.8 TD Eng. A8B(XUD7TE) (57kW)	90-98		R		04-0415	Luc	Ø 19,05	
	90-98				05-0059		Ø 20,64	
	90-98				05-0146		Ø 20,64	+ABS
1.9 D Eng. DJZ(XUD9Y) (47kW)	87-98		R	L	04-0343	Bdx	Ø 19,05	CRCI, +Servo
	87-98		R	L	04-0347	Luc	Ø 19,05	CRCI, +Servo
	87-98		R	R	04-0344	Bdx	Ø 19,05	CRCI, +Servo
	87-98		R	R	04-0348	Luc	Ø 19,05	CRCI, +Servo
	87-98				05-0061		Ø 19,00	-ABS, +Servo, 3 Connections
	87-98				05-0059		Ø 20,64	+Servo, 4 Connections
	87-98				05-0146		Ø 20,64	+ABS, +Servo
	87-98				05-0191	Ate	Ø 19,05	+Servo, 4 Connections
	87-98				05-0225	Ate	Ø 20,64	+Servo
1.9 GTI Eng. D2A(XU92C/ 2S) (75-77kW)	87-89		R		04-0415	Luc	Ø 19,05	
	87-89				05-0059		Ø 20,64	-ABS
	87-89				05-0232	Ate	Ø 20,64	+ABS
	87-89				05-0146	Bdx	Ø 20,64	+ABS
1.9 GTi Eng. D6B(XU9JA/ Z) (94-96kW)	87-98				05-0059		Ø 20,64	
	87-98				05-0232	Ate	Ø 20,64	+ABS
	87-98				05-0146	Bdx	Ø 20,64	+ABS
1.9 GTi Eng. DKZ(XU9JAZ) (88kW)	87-94				05-0061		Ø 19,00	
1.9 GTI, CTI Cabrio, Kat Eng. DFZ(XU9J1) (75kW)	87-94		R		04-0415	Luc	Ø 19,05	
	87-94				05-0059		Ø 20,64	-ABS
	87-94				05-0232	Ate	Ø 20,64	+ABS
	87-94				05-0146	Bdx	Ø 20,64	+ABS

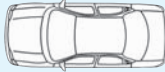




















				Spare Parts	F/R	L/R	METELLI ref.		DIMENSIONS mm.	NOTE
<b>206 (2A/C), SW 9/98-3/06</b>										
1.1 Eng. HDZ(TU1M)/ HFX(TU1JP) (44kW)	98-		R	<b>04-0579</b>	Bdx	Ø 19,05	-ABS, +PS			
	98-		R	<b>04-0704</b>	Luc	Ø 20,64	Alu, +ABS			
	98-		R L	<b>04-0577</b>	Bdx	Ø 20,64	CRCI, -ABS, -PS			
	98-		R R	<b>04-0578</b>	Bdx	Ø 20,64	CRCI, -ABS, -PS			
	98-			<b>05-0296</b>	Ate	Ø 20,64	Alu, -ABS			
	98-				<b>05-0297</b>	Ate	Ø 22,20	Alu, +ABS, -ESP		
	98-			<b>05-0363</b>	Bosch	Ø 20,64	Alu, -ABS			
1.4 Eng. KFW/ KFX(TU3JP) (55kW)	98-		R	<b>04-0579</b>	Bdx	Ø 19,05	-ABS, +PS			
	98-		R	<b>04-0704</b>	Luc	Ø 20,64	Alu, +ABS			
	98-		R L	<b>04-0577</b>	Bdx	Ø 20,64	CRCI, -ABS, -PS			
	98-		R R	<b>04-0578</b>	Bdx	Ø 20,64	CRCI, -ABS, -PS			
	98-			<b>05-0296</b>	Ate	Ø 20,64	Alu, -ABS, M/T			
	98-				<b>05-0532</b>	Ate	Ø 22,20	Alu, +ABS, +ESP, A/T		
	98-			<b>05-0297</b>	Ate	Ø 22,20	Alu, +ABS, -ESP, M/T			
1.4 16v Eng. KFU(ET3J4) (65kW)	03-		R	<b>04-0704</b>	Luc	Ø 20,64	Alu, +ABS			
	03-			<b>05-0542</b>	Ate	Ø 22,20	Alu, +ABS, +ESP			
	03-			<b>05-0297</b>	Ate	Ø 22,20	Alu, +ABS, -ESP			
	03-			<b>05-0359</b>	Ate	Ø 22,20	Alu, -ABS, -ESP			
	03-			<b>05-0296</b>	Ate	Ø 20,64	Alu, -ABS			
1.4 HDi Eng. DV4TD (50kW)	01-		R	<b>04-0704</b>	Luc	Ø 20,64	Alu, +ABS			
	01-			<b>05-0542</b>	Ate	Ø 22,20	Alu, +ABS, +ESP			
	01-				<b>05-0297</b>	Ate	Ø 22,20	Alu, +ABS, -ESP		
	01-			<b>05-0296</b>	Ate	Ø 20,64	Alu, -ABS			
1.6 (Exc. SW) Eng. NFZ(TU5JP) (65kW)	98-		R	<b>04-0579</b>	Bdx	Ø 19,05	-ABS, +PS			
	98-		R	<b>04-0704</b>	Luc	Ø 20,64	Alu, +ABS			
	98-		R L	<b>04-0577</b>	Bdx	Ø 20,64	CRCI, -ABS, -PS			
	98-		R R	<b>04-0578</b>	Bdx	Ø 20,64	CRCI, -ABS, -PS			
	98-			<b>05-0296</b>	Ate	Ø 20,64	Alu, -ABS, M/T			
	98-			<b>05-0532</b>	Ate	Ø 22,20	Alu, +ABS, +ESP, A/T			
	98-				<b>05-0297</b>	Ate	Ø 22,20	Alu, +ABS, -ESP, M/T		
1.6 16v Eng. NFU(TU5JP4) (80-87kW)	98-00			<b>05-0363</b>	Bosch	Ø 20,64	Alu, -ABS, M/T			
			<b>05-0594</b>	Ate	Ø 22,20	Alu, -ABS, A/T				
	00-			<b>05-0532</b>	Ate	Ø 22,20	Alu, +ABS, +ESP, A/T			
	00-			<b>05-0542</b>	Ate	Ø 22,20	Alu, +ABS, +ESP, M/T			
	00-				<b>05-0297</b>	Ate	Ø 22,20	Alu, +ABS, -ESP, M/T		
1.6 HDi 16v FAP Eng. DV6TED4 (80kW)	00-			<b>05-0594</b>	Ate	Ø 22,20	Alu, -ABS, A/T			
	00-			<b>05-0359</b>	Ate	Ø 22,20	Alu, -ABS, M/T			
	07-				<b>54-0046</b>	Fte	Ø 19,05	Pla		
	5/04-			<b>05-0542</b>	Ate	Ø 22,20	Alu, +ABS, +ESP			
	5/04-				<b>05-0297</b>	Ate	Ø 22,20	Alu, +ABS, -ESP		
1.9 D (Exc. SW) Eng. WJZ/ WJY(DW8/ B) (51kW)	04-			<b>54-0046</b>	Fte	Ø 19,05	Pla			
	98-		R	<b>04-0579</b>	Bdx	Ø 19,05	-ABS, +PS			
	98-		R	<b>04-0704</b>	Luc	Ø 20,64	Alu, Exc. Scandinavia, +ABS			
	1/99-01		R L	<b>04-0792</b>	Bosch	Ø 19,05	CRCI, -ABS			
	1/99-01		R R	<b>04-0795</b>	Bosch	Ø 19,05	CRCI, -ABS			
	98-			<b>05-0296</b>	Ate	Ø 20,64	Alu, -ABS			
2.0 16v Eng. RFN(EW10J4) (100kW)	98-			<b>05-0297</b>	Ate	Ø 22,20	Alu, Exc. Scandinavia, +ABS, -ESP			
	98-			<b>05-0363</b>	Bosch	Ø 20,64	Alu, -ABS			
	00-			<b>05-0542</b>	Ate	Ø 22,20	Alu, +ABS, +ESP			
	00-				<b>05-0297</b>	Ate	Ø 22,20	Alu, +ABS, -ESP		
2.0 16v (Exc. SW) Eng. RFR(DEW10J4) (99kW)	4/99-			<b>05-0542</b>	Ate	Ø 22,20	Alu, +ABS, +ESP			
	4/99-			<b>05-0297</b>	Ate	Ø 22,20	Alu, +ABS, -ESP			
2.0 HDi Eng. RHY(DW10TD) (66kW)	99-		R	<b>04-0704</b>	Luc	Ø 20,64	Alu, Exc. Scandinavia, +ABS			
	99-			<b>05-0542</b>	Ate	Ø 22,20	Alu, +ABS, +ESP			
	99-				<b>05-0359</b>	Ate	Ø 22,20	Alu, Exc. SW, -ABS		
	99-			<b>05-0297</b>	Ate	Ø 22,20	Alu, Exc. Scandinavia, +ABS, -ESP			
	99-			<b>05-0296</b>	Ate	Ø 20,64	Alu, SW, -ABS			
2.0 RC (Exc. SW) Eng. RFK(EW10J4S) (130kW)	03-			<b>05-0542</b>	Ate	Ø 22,20	Alu, +ABS, +ESP			
<b>207, SW 4/06-</b>										
1.4 Eng. KFV(TU3JP) (53kW)	4/06-		R	<b>04-0954</b>	Bosch	Ø 20,64	Alu, +ABS			
	04/06-		R L	<b>04-0362</b>		Ø 20,64	CRCI, -ABS			

		Spare Parts	F/R	L/R	METELLI ref.		DIMENSIONS mm.	NOTE
1.4 Eng. KFV(TU3JP) (53kW)	04/06-		R	R	<b>04-0363</b>		Ø 20,64	CRCI, -ABS
	06-				<b>05-0693</b>	Trw	Ø 22,20	Alu, +ABS, +ESP
	06-				<b>05-0692</b>	Trw	Ø 22,20	Alu, +ABS, -ESP
1.4 16v Eng. EP3 (70kW)	07-		R		<b>04-0954</b>	Bosch	Ø 20,64	Alu, +ABS
	07-				<b>05-0693</b>	Trw	Ø 22,20	Alu, +ABS, +ESP
	07-				<b>05-0692</b>	Trw	Ø 22,20	Alu, +ABS, -ESP
1.4 16v Eng. KFV(ET3J4) (65kW)	4/06-		R		<b>04-0954</b>	Bosch	Ø 20,64	Alu, +ABS
	06-				<b>05-0693</b>	Trw	Ø 22,20	Alu, +ABS, +ESP
	06-				<b>05-0692</b>	Trw	Ø 22,20	Alu, +ABS, -ESP
1.4 HDi Eng. DV4TD (50kW)	4/06-		R		<b>04-0954</b>	Bosch	Ø 20,64	Alu, +ABS
	04/06-		R	L	<b>04-0362</b>		Ø 20,64	CRCI, -ABS
	04/06-		R	R	<b>04-0363</b>		Ø 20,64	CRCI, -ABS
	06-				<b>05-0693</b>	Trw	Ø 22,20	Alu, +ABS, +ESP
	06-				<b>05-0692</b>	Trw	Ø 22,20	Alu, +ABS, -ESP
1.6 16v Eng. 5FY (128kW)	07-				<b>05-0695</b>	Trw	Ø 23,81	Alu, +ABS, +ESP
	07-				<b>05-0694</b>	Trw	Ø 23,81	Alu, +ABS, -ESP
1.6 16v Eng. NFU(TU5JP4) (80kW)	06-				<b>05-0693</b>	Trw	Ø 22,20	Alu, +ABS, +ESP
	06-				<b>05-0692</b>	Trw	Ø 22,20	Alu, +ABS, -ESP
1.6 16v, Coupè Eng. EP6 (88kW)	07-				<b>05-0695</b>	Trw	Ø 23,81	Alu, +ABS, +ESP
	07-				<b>05-0694</b>	Trw	Ø 23,81	Alu, +ABS, -ESP
1.6 16v, Coupè Eng. EP6DT (110kW)	06-				<b>05-0695</b>	Trw	Ø 23,81	Alu, +ABS, +ESP
	06-				<b>05-0694</b>	Trw	Ø 23,81	Alu, +ABS, -ESP
1.6 HDi 16v Eng. DV6ATED4 (66kW)	06-				<b>05-0693</b>	Trw	Ø 22,20	Alu, +ABS, +ESP
	06-				<b>05-0692</b>	Trw	Ø 22,20	Alu, +ABS, -ESP
1.6 HDi 16v FAP Eng. DV6TED4 (80kW)	06-				<b>05-0695</b>	Trw	Ø 23,81	Alu, +ABS, +ESP
	06-				<b>05-0694</b>	Trw	Ø 23,81	Alu, +ABS, -ESP
<b>304 10/69-10/80</b>								
1.1 Break Eng. XK5 (40-43kW)	76-80		R		<b>04-0170</b>		Ø 22,00	
	76-80		R		<b>04-0140</b>		Ø 23,81	
	76-80				<b>05-0074</b>	Luc	Ø 19,05	
1.3 Break, GT, Coupè, Cabrio Eng. XL3/ XL3S (48kW)	69-75		R		<b>04-0042</b>		Ø 19,05	
	69-75		R		<b>04-0152</b>		Ø 23,81	Norway/Sweden
	7/75-9/75		R		<b>04-0170</b>		Ø 22,00	
	7/75-9/75		R		<b>04-0140</b>		Ø 23,81	
	7/75-9/75				<b>05-0074</b>	Luc	Ø 19,05	
1.3, Break Eng. 118(XL5/ S) (44-48-51kW)	7/75-79		R		<b>04-0170</b>		Ø 22,00	
	7/75-79		R		<b>04-0140</b>		Ø 23,81	
	72-7/75		R		<b>04-0042</b>		Ø 19,05	
	72-75		R		<b>04-0152</b>		Ø 23,81	Norway/Sweden
	7/75-79				<b>05-0074</b>	Luc	Ø 19,05	
1.3, Coupè, Cabrio Eng. 118(XL5/ S) (44-51-55kW)	7/75-76		R		<b>04-0170</b>		Ø 22,00	
	7/75-76		R		<b>04-0140</b>		Ø 23,81	
	72-7/75		R		<b>04-0042</b>		Ø 19,05	
	72-75		R		<b>04-0152</b>		Ø 23,81	Norway/Sweden
	7/75-76				<b>05-0074</b>	Luc	Ø 19,05	
1.4 D, Break Eng. XL4D (33kW)	76-79		R		<b>04-0170</b>		Ø 22,00	
	76-79		R		<b>04-0140</b>		Ø 23,81	
	76-79				<b>05-0074</b>	Luc	Ø 19,05	
<b>305 I (581A) 11/77-9/82</b>								
1.3, Break Eng. 118(XL5/ S/ XK5) (40-44-48-51kW)	77-82		R		<b>04-0140</b>	Bdx	Ø 23,81	
	77-82		R		<b>04-0170</b>	Luc	Ø 22,00	
	-82		R		<b>04-0615</b>	Ate	Ø 22,20	Ch 8209617-
	77-80				<b>05-0074</b>		Ø 19,05	
	80-82				<b>05-0155</b>		Ø 19,05	
1.5 Eng. 117(XR5A/ S) (65kW)	80-82		R		<b>04-0140</b>	Bdx	Ø 23,81	
	80-82		R		<b>04-0170</b>	Luc	Ø 22,00	
	-82		R		<b>04-0615</b>	Ate	Ø 22,20	Ch 8209617-
	80-82				<b>05-0155</b>		Ø 19,05	
1.5 D, Break Eng. 149(XID) (32-36kW)	77-82		R		<b>04-0140</b>	Bdx	Ø 23,81	
	77-82		R		<b>04-0170</b>	Luc	Ø 22,00	
	-82		R		<b>04-0615</b>	Ate	Ø 22,20	Ch 8209617-
	77-80				<b>05-0074</b>		Ø 19,05	
	80-82				<b>05-0155</b>		Ø 19,05	

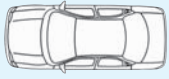

























		Spare Parts	F/R	L/R	METELLI ref.		DIMENSIONS mm.	NOTE
1.5, Break Eng. 142(XR5A/ S) (54kW)	79-82		R		<b>04-0140</b>	Bdx	Ø 23,81	
	79-82		R		<b>04-0170</b>	Luc	Ø 22,00	
	-82		R		<b>04-0615</b>	Ate	Ø 22,20	Ch 8209617-
	79-80				<b>05-0074</b>		Ø 19,05	
	80-82				<b>05-0155</b>		Ø 19,05	
<b>305 II (581M/E), Break 10/82-7/90</b>								
1.3 Eng. 118(XL5/ S) (44-51kW)	82-85		R		<b>04-0151</b>	Bdx	Ø 20,64	
	82-85		R		<b>04-0160</b>	Luc	Ø 20,64	
	82-85				<b>05-0155</b>		Ø 19,05	
1.5 Eng. 142(XR5A/ S) (54kW)	82-85		R		<b>04-0151</b>	Bdx	Ø 20,64	
	82-85		R		<b>04-0160</b>	Luc	Ø 20,64	
	82-85				<b>05-0155</b>		Ø 19,05	
1.6 Eng. 171 (XU5S) (66kW)	82-87		R		<b>04-0151</b>	Bdx	Ø 20,64	
	82-87		R		<b>04-0160</b>	Luc	Ø 20,64	
	82-87				<b>05-0155</b>		Ø 19,05	
	82-87				<b>05-0191</b>	Ate	Ø 19,05	
1.6 Eng. BAZ(XU5CP) (54kW)	86-88		R		<b>04-0151</b>	Bdx	Ø 20,64	
	86-88		R		<b>04-0160</b>	Luc	Ø 20,64	
	86-88				<b>05-0155</b>		Ø 19,05	
	86-88				<b>05-0191</b>	Ate	Ø 19,05	
1.8 D Eng. 161A(XUD7) (44kW)	82-87		R		<b>04-0151</b>	Bdx	Ø 20,64	
	82-87		R		<b>04-0160</b>	Luc	Ø 20,64	
	82-87				<b>05-0155</b>		Ø 19,05	RHD
	82-87				<b>05-0191</b>	Ate	Ø 19,05	LHD
1.9 Eng. DFZ(XU9J1) (72kW)	86-88		R		<b>04-0151</b>	Bdx	Ø 20,64	
	86-88		R		<b>04-0160</b>	Luc	Ø 20,64	
	86-88				<b>05-0191</b>	Ate	Ø 19,05	
1.9 D Eng. 162/ D9A(XUD9)/ DJZ(XUD9Y) (47kW)	82-87		R		<b>04-0151</b>	Bdx	Ø 20,64	
	82-87		R		<b>04-0160</b>	Luc	Ø 20,64	
	82-87				<b>05-0155</b>		Ø 19,05	RHD
	82-87				<b>05-0191</b>	Ate	Ø 19,05	LHD
<b>306 (7B, N3) 5/93-10/00</b>								
1.1 Eng. HDZ(TU1M/ MZ) (44kW)	2/93-96		R		<b>04-0647</b>	Bdx	Ø 20,64	Driving School, +ABS
	3/94-8/95		R		<b>04-0365</b>	Luc	Ø 20,64	+ABS
	9/95-97		R		<b>04-0648</b>	Luc	Ø 20,64	+ABS
	2/93-96		R L		<b>04-0577</b>	Bdx	Ø 20,64	CRCI, -ABS
	2/93-96		R L		<b>04-0438</b>	Luc	Ø 20,64	CRCI, -ABS
	2/93-96		R R		<b>04-0578</b>	Bdx	Ø 20,64	CRCI, -ABS
	2/93-96		R R		<b>04-0437</b>	Luc	Ø 20,64	CRCI, -ABS
	1/94-96				<b>05-0226</b>		Ø 20,64	Driving School, -ABS
	2/93-96				<b>05-0231</b>		Ø 19,05	-ABS
	3/94-				<b>05-0232</b>		Ø 20,64	Ch -S30209024, +ABS
	-97				<b>05-0233</b>		Ø 22,20	Ch S30209025-, +ABS
1.4 SL Eng. KFW/ KFX(TU3JP)/ KDX(TU3MC) (55kW)	1/94-96		R		<b>04-0647</b>	Bdx	Ø 20,64	Driving School
	-5/01		R		<b>04-0704</b>	Luc	Ø 20,64	Ch 08730-, Alu, +ABS
	6/93-8/95		R		<b>04-0365</b>	Luc	Ø 20,64	+ABS
	9/95-		R		<b>04-0648</b>	Luc	Ø 20,64	Ch -08729, +ABS
	2/93-01		R L		<b>04-0577</b>	Bdx	Ø 20,64	CRCI, -ABS
	2/93-01		R L		<b>04-0438</b>	Luc	Ø 20,64	CRCI, -ABS
	2/93-01		R R		<b>04-0578</b>	Bdx	Ø 20,64	CRCI, -ABS
	2/93-01		R R		<b>04-0437</b>	Luc	Ø 20,64	CRCI, -ABS
	-01				<b>05-0358</b>	Bdx	Ø 23,81	Ch 08576-, Alu, +ABS
	1/94-96				<b>05-0226</b>		Ø 20,64	Driving School, -ABS
	2/93-96				<b>05-0231</b>		Ø 19,05	-ABS
	4/97-				<b>05-0296</b>	Ate	Ø 20,64	Alu, -ABS
	4/97-				<b>05-0297</b>	Ate	Ø 22,20	Ch -08575, Alu, +ABS, -ESP
	4/97-				<b>05-0357</b>	Bdx	Ø 20,64	Alu, -ABS
	4/97-				<b>05-0365</b>	Bosch	Ø 22,20	Ch -08575, Alu, +ABS
6/93-				<b>05-0232</b>		Ø 20,64	Ch -30209024, +ABS	
-96				<b>05-0233</b>		Ø 22,20	Ch 30209025-, +ABS	
1.6 SR, Cabrio Eng. NFZ(TU5JP) (65kW)	6/93-8/95		R		<b>04-0365</b>	Luc	Ø 20,64	+ABS
	9/95-00		R		<b>04-0648</b>	Luc	Ø 20,64	+ABS
	6/93-		R L		<b>04-0577</b>	Bdx	Ø 20,64	CRCI, -ABS
	6/93-96		R L		<b>04-0438</b>	Luc	Ø 20,64	CRCI, -ABS

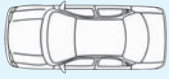



















			Spare Parts	F/R	L/R	METELLI ref.		DIMENSIONS mm.	NOTE
1.6 SR, Cabrio Eng. NFZ(TU5JP) (65kW)	6/93-			R	R	04-0578	Bdx	Ø 20,64	CRCI, -ABS
	6/93-96			R	R	04-0437	Luc	Ø 20,64	CRCI, -ABS
	-10/00					05-0358	Bdx	Ø 23,81	Ch 08576-, Alu, +ABS
	4/97-					05-0296	Ate	Ø 20,64	Alu, -ABS
	4/97-					05-0297	Ate	Ø 22,20	Ch -08575, Alu, +ABS, -ESP
	4/97-					05-0365	Bosch	Ø 22,20	Ch -08575, Alu, +ABS
	4/97-10/00					05-0357	Bdx	Ø 20,64	Alu, -ABS
	6/93-					05-0232		Ø 20,64	Ch -30209024, +ABS
	6/93-96					05-0226	Ate	Ø 20,64	-ABS
	-96					05-0233		Ø 22,20	Ch 30209025-, +ABS
96-97					05-0245		Ø 20,64	Alu, Only Cabrio, -ABS	
1.6, Cabrio Eng. NFT (72kW)	00-			R		04-0648	Luc	Ø 20,64	Ch -08729, +ABS
	-01			R		04-0704	Luc	Ø 20,64	Ch 08730-, Alu, +ABS
	00-			R	L	04-0577	Bdx	Ø 20,64	CRCI, -ABS
	00-			R	L	04-0438	Luc	Ø 20,64	CRCI, -ABS
	00-			R	R	04-0578	Bdx	Ø 20,64	CRCI, -ABS
	00-			R	R	04-0437	Luc	Ø 20,64	CRCI, -ABS
	00-					05-0296	Ate	Ø 20,64	Alu, -ABS
	00-					05-0357	Bdx	Ø 20,64	Alu, -ABS
	00-					05-0358	Bdx	Ø 23,81	Alu, +ABS
	00-								
1.8 16v, Cabrio Eng. LFY(XU7JP4) (81kW)	-01					05-0358	Bosch	Ø 23,81	Ch 08576-, Alu, +ABS
	3/97-4/97					05-0233		Ø 22,20	+ABS
	3/97-4/97					05-0226	Ate	Ø 20,64	-ABS
	5/97-					05-0297	Ate	Ø 22,20	Ch -08575, Alu, +ABS
	5/97-					05-0365	Bosch	Ø 22,20	Ch -08575, Alu, +ABS
	5/97-8/00					05-0359	Ate	Ø 22,20	Alu, -ABS
1.8 D Eng. A9A(XUD7) (43kW)	-01			R		04-0704	Luc	Ø 20,64	Ch 08730-, Alu, +ABS
	6/93-8/95			R		04-0365	Luc	Ø 20,64	+ABS
	8/95-			R		04-0648	Luc	Ø 20,64	Ch -08729, +ABS
	93-96			R		04-0647	Bdx	Ø 20,64	Driving School, +ABS
	6/93-			R	L	04-0577	Bdx	Ø 20,64	CRCI, -ABS
	6/93-			R	L	04-0438	Luc	Ø 20,64	CRCI, -ABS
	6/93-			R	R	04-0578	Bdx	Ø 20,64	CRCI, -ABS
	6/93-			R	R	04-0437	Luc	Ø 20,64	CRCI, -ABS
	3/93-4/97					05-0226	Ate	Ø 20,64	-ABS
	-5/01					05-0358	Bdx	Ø 23,81	Ch 08576-, Alu, +ABS
	5/97-					05-0297	Ate	Ø 22,20	Ch -08575, Alu, +ABS
	5/97-					05-0365	Bosch	Ø 22,20	Ch -08575, Alu, +ABS
	7/93-					05-0232		Ø 20,64	Ch -30209024, +ABS
	93-01					05-0245	Bdx	Ø 20,64	Alu, -ABS, LHD/RHD
	-96					05-0233		Ø 22,20	Ch 30209025-, +ABS
97-01					05-0357	Ate	Ø 20,64	Alu, -ABS	
1.8, Cabrio Eng. LFZ(XU7JP) (74kW)	-01			R		04-0704	Luc	Ø 20,64	Ch 08730-, Alu, +ABS
	7/93-8/95			R		04-0365	Luc	Ø 20,64	+ABS
	9/95-			R		04-0648	Luc	Ø 20,64	Ch -08729, +ABS
	4/94-96			R	L	04-0577	Bdx	Ø 20,64	CRCI, -ABS
	4/94-96			R	L	04-0438	Luc	Ø 20,64	CRCI, -ABS
	4/94-96			R	R	04-0578	Bdx	Ø 20,64	CRCI, -ABS
	4/94-96			R	R	04-0437	Luc	Ø 20,64	CRCI, -ABS
	3/93-4/97					05-0226	Ate	Ø 20,64	-ABS
	-5/01					05-0358	Bdx	Ø 23,81	Ch 08576-, Alu, +ABS
	5/97-					05-0297	Ate	Ø 22,20	Ch -08575, Alu, +ABS
	5/97-					05-0365	Bosch	Ø 22,20	Ch -08575, Alu, +ABS
	7/93-					05-0232		Ø 20,64	Ch -30209024, +ABS
	93-01					05-0245	Bdx	Ø 20,64	Alu, -ABS, LHD/RHD
-96					05-0233		Ø 22,20	Ch 30209025-, +ABS	
97-01					05-0357	Ate	Ø 20,64	Alu, -ABS	
1.8i Eng. L6A(XU7P/ K) (69kW)	93-			R		04-0648	Luc	Ø 20,64	+ABS
	93-			R	L	04-0577	Bdx	Ø 20,64	CRCI, -ABS
	93-			R	L	04-0438	Luc	Ø 20,64	CRCI, -ABS
	93-			R	R	04-0578	Bdx	Ø 20,64	CRCI, -ABS
	93-			R	R	04-0437	Luc	Ø 20,64	CRCI, -ABS
	9/00-					05-0358	Bdx	Ø 23,81	Ch -09001, Alu, +ABS
	93-					05-0296	Ate	Ø 20,64	Alu, -ABS

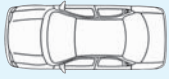






















				Spare Parts	F/R	L/R	METELLI ref.		DIMENSIONS mm.	NOTE
1.8i Eng. L6A(XU7P/ K) (69kW)	93-						<b>05-0357</b>	Bdx	Ø 20,64	Alu, -ABS
	93-8/00						<b>05-0297</b>	Ate	Ø 22,20	Alu, +ABS, -ESP
	93-8/00						<b>05-0365</b>	Bosch	Ø 22,20	Alu, +ABS
1.9 D Eng. DHV(XUD9BSD) (55kW)	98-		R			<b>04-0704</b>	Luc	Ø 20,64	Ch 08730-, Alu, +ABS	
			R			<b>04-0647</b>	Bdx	Ø 20,64	Enterprise	
			R			<b>04-0648</b>	Luc	Ø 20,64	Ch -08729, +ABS	
			R L			<b>04-0577</b>	Bdx	Ø 20,64	CRCI, -ABS	
			R L			<b>04-0438</b>	Luc	Ø 20,64	CRCI, -ABS	
			R R			<b>04-0578</b>	Bdx	Ø 20,64	CRCI, -ABS	
	-01					<b>05-0358</b>	Bdx	Ø 23,81	Ch 08576-, Alu, +ABS	
						<b>05-0296</b>	Ate	Ø 20,64	Alu, -ABS	
						<b>05-0297</b>	Ate	Ø 22,20	Ch -08575, Alu, +ABS, -ESP	
						<b>05-0357</b>	Bdx	Ø 20,64	Alu, -ABS	
						<b>05-0365</b>	Bosch	Ø 22,20	Ch -08575, Alu, +ABS	
1.9 D Eng. WJZ/ WJY(DW8/ B) (51kW)	98- 98-01		R			<b>04-0704</b>	Luc	Ø 20,64	Ch 08730-, Alu, +ABS	
			R			<b>04-0648</b>	Luc	Ø 20,64	Ch -08729, +ABS	
			R			<b>04-0647</b>	Bdx	Ø 20,64	Enterprise	
			R L			<b>04-0577</b>	Bdx	Ø 20,64	CRCI, -ABS	
			R L			<b>04-0438</b>	Luc	Ø 20,64	CRCI, -ABS	
			R R			<b>04-0578</b>	Bdx	Ø 20,64	CRCI, -ABS	
	-01					<b>05-0358</b>	Bdx	Ø 23,81	Ch 08576-, Alu, +ABS	
						<b>05-0296</b>	Ate	Ø 20,64	Alu, -ABS	
						<b>05-0297</b>	Ate	Ø 22,20	Ch -08575, Alu, +ABS, -ESP	
						<b>05-0357</b>	Bdx	Ø 20,64	Alu, -ABS	
						<b>05-0365</b>	Bosch	Ø 22,20	Ch -08575, Alu, +ABS	
1.9 D, SLD Eng. DJZ(XUD9Y) (47kW)	-01 6/93-8/95 6/93-96 9/95- 6/93-96 6/93-96 6/93-96 6/93-96		R			<b>04-0704</b>	Luc	Ø 20,64	Ch 08730-, Alu, +ABS	
			R			<b>04-0365</b>	Luc	Ø 20,64	+ABS	
			R			<b>04-0647</b>	Bdx	Ø 20,64	+ABS	
			R			<b>04-0648</b>	Luc	Ø 20,64	Ch -08729, +ABS	
			R L			<b>04-0577</b>	Bdx	Ø 20,64	CRCI, -ABS	
			R L			<b>04-0438</b>	Luc	Ø 20,64	CRCI, -ABS	
			R R			<b>04-0578</b>	Bdx	Ø 20,64	CRCI, -ABS	
			R R			<b>04-0437</b>	Luc	Ø 20,64	CRCI, -ABS	
	3/93-4/97 -5/01 5/97- 5/97- 6/93- 93-01 93-01 -96 97-01					<b>05-0226</b>	Ate	Ø 20,64	-ABS	
						<b>05-0358</b>	Bdx	Ø 23,81	Ch 08576-, Alu, +ABS	
						<b>05-0297</b>	Ate	Ø 22,20	Ch -08575, Alu, +ABS	
						<b>05-0365</b>	Bosch	Ø 22,20	Ch -08575, Alu, +ABS	
						<b>05-0232</b>		Ø 20,64	Ch -30209024, +ABS	
						<b>05-0245</b>		Ø 20,64	Alu, -ABS, RHD	
						<b>05-0245</b>	Bdx	Ø 20,64	Alu, -ABS, LHD/RHD	
			<b>05-0233</b>		Ø 22,20	Ch 30209025-, +ABS				
			<b>05-0357</b>	Ate	Ø 20,64	Alu, -ABS				
1.9 SLD Eng. DJY(XUD9A) (50kW)	-01 6/94-8/95 6/94-96 9/95- 6/94-96 6/94-96 6/94-96 6/94-96		R			<b>04-0704</b>	Luc	Ø 20,64	Ch 08730-, Alu, +ABS	
			R			<b>04-0365</b>	Luc	Ø 20,64	+ABS	
			R			<b>04-0647</b>	Bdx	Ø 20,64	+ABS	
			R			<b>04-0648</b>	Luc	Ø 20,64	Ch -08729, +ABS	
			R L			<b>04-0577</b>	Bdx	Ø 20,64	CRCI, -ABS	
			R L			<b>04-0438</b>	Luc	Ø 20,64	CRCI, -ABS	
			R R			<b>04-0578</b>	Bdx	Ø 20,64	CRCI, -ABS	
			R R			<b>04-0437</b>	Luc	Ø 20,64	CRCI, -ABS	
	3/93-4/97 -5/01 5/97- 5/97- 94- 94-01 -96 97-01					<b>05-0226</b>	Ate	Ø 20,64	-ABS	
						<b>05-0358</b>	Bdx	Ø 23,81	Ch 08576-, Alu, +ABS	
						<b>05-0297</b>	Ate	Ø 22,20	Ch -08575, Alu, +ABS	
						<b>05-0365</b>	Bosch	Ø 22,20	Ch -08575, Alu, +ABS	
						<b>05-0232</b>		Ø 20,64	Ch -30209024, +ABS	
						<b>05-0245</b>	Bdx	Ø 20,64	Alu, -ABS, LHD/RHD	
						<b>05-0233</b>		Ø 22,20	Ch 30209025-, +ABS	
			<b>05-0357</b>	Ate	Ø 20,64	Alu, -ABS				
1.9 TD Eng. DHY(XUD9TE) (66-68kW)	-01 6/93-8/95 6/93-8/95 9/95-		R			<b>04-0704</b>	Luc	Ø 20,64	Ch 08730-, Alu, +ABS	
			R			<b>04-0647</b>	Bdx	Ø 20,64		
			R			<b>04-0365</b>	Luc	Ø 20,64	+ABS	
			R			<b>04-0648</b>	Luc	Ø 20,64	Ch -08729, +ABS	

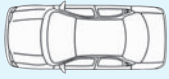





































			Spare Parts	F/R	L/R	METELLI ref.		DIMENSIONS mm.	NOTE
1.9 TD Eng. DHY(XUD9TE) (66-68kW)	6/93-96			R	L	04-0577	Bdx	Ø 20,64	CRCI, -ABS
	6/93-96			R	L	04-0438	Luc	Ø 20,64	CRCI, -ABS
	6/93-96			R	R	04-0578	Bdx	Ø 20,64	CRCI, -ABS
	6/93-96			R	R	04-0437	Luc	Ø 20,64	CRCI, -ABS
	4/97-					05-0245		Ø 20,64	Alu, -ABS
	4/97-8/00					05-0297	Ate	Ø 22,20	Alu, +ABS, -ESP
	4/97-8/00					05-0365	Bosch	Ø 22,20	Alu, +ABS
	6/00-					05-0358	Bdx	Ø 23,81	Ch -09001, Alu, +ABS
	6/93-					05-0232		Ø 20,64	Ch -30209024, +ABS
	6/93-96					05-0226		Ø 20,64	-ABS
-96					05-0233		Ø 22,20	Ch 30209025-, +ABS	
2.0 16v Eng. RFT(XU10J4) (110kW)	-01					05-0358	Bdx	Ø 23,81	Ch 08576-, Alu, +ABS
	3/94-4/97					05-0233		Ø 22,20	+ABS
	3/94-4/97					05-0226	Ate	Ø 20,64	-ABS
	4/97-					05-0365	Bosch	Ø 22,20	Ch -08575, Alu, +ABS
	5/97-					05-0297	Ate	Ø 22,20	Ch -08575, Alu, +ABS
	5/97-5/01					05-0359	Ate	Ø 22,20	Alu, -ABS
2.0 16v, Cabrio Eng. RFV(XU10J4R) (97kW)	-01					05-0358	Bdx	Ø 23,81	Ch 08576-, Alu, +ABS
	3/93-4/97					05-0226	Ate	Ø 20,64	-ABS
	3/97-4/97					05-0233		Ø 22,20	+ABS
	4/97-					05-0365	Bosch	Ø 22,20	Ch -08575, Alu, +ABS
	5/97-					05-0297	Ate	Ø 22,20	Ch -08575, Alu, +ABS
5/97-5/01					05-0359	Ate	Ø 22,20	Alu, -ABS	
2.0 HDi Eng. RHY(DW10TD) (66kW)	2/99-8/00					05-0358	Bdx	Ø 23,81	Ch 08576-, Alu, +ABS
	99-					05-0359	Ate	Ø 22,20	Alu, -ABS
	99-					05-0297	Ate	Ø 22,20	Ch -08575, Alu, +ABS
	99-					05-0365	Bosch	Ø 22,20	Ch -08575, Alu, +ABS
2.0 S16 Eng. RFY(XU10J4Z) (112kW)	-01					05-0358	Bdx	Ø 23,81	Ch 08576-, Alu, +ABS
	4/97-					05-0365	Bosch	Ø 22,20	Ch -08575, Alu, +ABS
	5/97-					05-0297	Ate	Ø 22,20	Ch -08575, Alu, +ABS
	5/97-5/01					05-0359	Ate	Ø 22,20	Alu, -ABS
	93-4/97					05-0233		Ø 22,20	+ABS
93-4/97					05-0226	Ate	Ø 20,64	-ABS	
2.0 S16 GTi Eng. RFS(XU10J4RS) (120kW)	3/96-01					05-0362	Bdx	Ø 23,81	Ch -09001, Alu, -ABS
	96-01					05-0358	Bdx	Ø 23,81	Alu, +ABS
2.0, XSi, Cabrio Eng. RFX(XU10J2/ 2C) (89kW)	-01					05-0358	Bdx	Ø 23,81	Ch 08576-, Alu, +ABS
	4/97-					05-0365	Bosch	Ø 22,20	Ch -08575, Alu, +ABS
	5/97-					05-0297	Ate	Ø 22,20	Ch -08575, Alu, +ABS
	5/97-5/01					05-0359	Ate	Ø 22,20	Alu, -ABS
	93-4/97					05-0233		Ø 22,20	+ABS
	93-4/97					05-0226	Ate	Ø 20,64	-ABS
<b>306 (N5) Break 5/93-10/00</b>									
1.4 SL Eng. KFW/ KFX(TU3JP)/ KDX(TU3MC) (55kW)	93-			R		04-0647	Bdx	Ø 20,64	-ABS
	93-			R		04-0747	Bdx	Ø 22,00	+ABS
	4/97-					05-0297	Ate	Ø 22,20	Ch -08575, Alu, +ABS, -ESP
	93-					05-0359	Ate	Ø 22,20	Alu, -ABS
	93-					05-0358	Bdx	Ø 23,81	Alu, +ABS
1.6 SR, Cabrio Eng. NFZ(TU5JP) (65kW)	93-00			R		04-0647	Bdx	Ø 20,64	-ABS
	93-00			R		04-0747	Bdx	Ø 22,00	+ABS
	4/97-8/00					05-0359	Ate	Ø 22,20	Alu, -ABS
93-00					05-0358	Bdx	Ø 23,81	Alu, +ABS	
1.6, Cabrio Eng. NFT (72kW)	00-02			R		04-0647	Bdx	Ø 20,64	-ABS
	00-02			R		04-0747	Bdx	Ø 22,00	+ABS
	00-					05-0359	Ate	Ø 22,20	Alu, -ABS
	00-					05-0358	Bdx	Ø 23,81	Alu, +ABS
1.8 16v, Cabrio Eng. LFY(XU7JP4) (81kW)	97-02					05-0358	Bdx	Ø 23,81	Alu, +ABS
	97-02					05-0362	Bdx	Ø 23,81	Ch -09001, Alu, -ABS
1.8 D Eng. A9A(XUD7) (43kW)	93-02			R		04-0647	Bdx	Ø 20,64	-ABS
	93-02			R		04-0747	Bdx	Ø 22,00	+ABS
	93-02					05-0359	Ate	Ø 22,20	Alu, -ABS
93-02					05-0358	Bdx	Ø 23,81	Alu, +ABS	
1.8, Cabrio Eng. LFZ(XU7JP) (74kW)	93-02			R		04-0747	Bdx	Ø 22,00	+ABS
	93-02					05-0358	Bdx	Ø 23,81	Alu, +ABS
	93-02					05-0362	Bdx	Ø 23,81	Ch -09001, Alu, -ABS

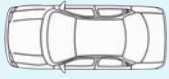








































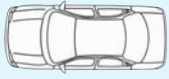





















		Spare Parts	F/R	L/R	METELLI ref.		DIMENSIONS mm.	NOTE
1.8i Eng. L6A(XU7P/ K) (69kW)	93-02		R		04-0747		Ø 22,00	+ABS
					05-0358	Bdx	Ø 23,81	Alu, +ABS
					05-0362	Bdx	Ø 23,81	Ch -09001, Alu, -ABS
1.9 D Eng. DHV(XUD9BSD) (55kW)	98-02		R		04-0647	Bdx	Ø 20,64	-ABS
					04-0747	Bdx	Ø 22,00	+ABS
					05-0359	Ate	Ø 22,20	Alu, -ABS
					05-0358	Bdx	Ø 23,81	Alu, +ABS
1.9 D Eng. WJZ/ WJY(DW8/ B) (51kW)	98-8/00		R		04-0747	Bdx	Ø 22,00	+ABS
					04-0647	Bdx	Ø 20,64	-ABS
					05-0359	Ate	Ø 22,20	Alu, -ABS
					05-0358	Bdx	Ø 23,81	Alu, +ABS
1.9 SLD Eng. DJY(XUD9A) (50kW)	94-02		R		04-0647	Bdx	Ø 20,64	-ABS
					04-0747	Bdx	Ø 22,00	+ABS
					05-0226	Ate	Ø 20,64	-ABS
					05-0359	Ate	Ø 22,20	Alu, -ABS
					05-0358	Bdx	Ø 23,81	Alu, +ABS
1.9 TD Eng. DHY(XUD9TE) (66-68kW)	93-02		R		04-0747	Bdx	Ø 22,00	+ABS
					05-0359	Ate	Ø 22,20	Alu, -ABS
					05-0358	Bdx	Ø 23,81	Alu, +ABS
					05-0362	Bdx	Ø 23,81	Ch -09001, Alu, -ABS
2.0 16v, Cabrio Eng. RFV(XU10J4R) (97kW)	97-02				05-0358	Bdx	Ø 23,81	Alu, +ABS
					05-0362	Bdx	Ø 23,81	Ch -09001, Alu, -ABS
2.0 HDi Eng. RHY(DW10TD) (66kW)	99-02				05-0358	Bdx	Ø 23,81	Alu, +ABS
					05-0362	Bdx	Ø 23,81	Ch -09001, Alu, -ABS
<b>307 I (3A/C), SW 8/00-6/05</b>								
1.4 Eng. KFW(TU3JP) (55kW)	00-				05-0522	Bosch	Ø 23,81	Alu, +ABS, +ESP
					54-0047	Fte	Ø 19,05	Pla
					55-0049	Fte	Ø 15,87	Pla
1.4 16v Eng. KFU(ET3J4) (65kW)	00-				05-0522	Bosch	Ø 23,81	Alu, +ABS, +ESP
					54-0047	Fte	Ø 19,05	Pla
					55-0049	Fte	Ø 15,87	Pla
1.6 16v, Cabrio Eng. NFU(TU5JP4) (80-87kW)	00-				05-0522	Bosch	Ø 23,81	Alu, +ABS, +ESP
					54-0047	Fte	Ø 19,05	Pla
					55-0049	Fte	Ø 15,87	Pla
1.6 HDi 16v FAP Eng. DV6TED4 (80kW)	2/04-				05-0522	Bosch	Ø 23,81	Alu, +ABS, +ESP
					05-0522	Bosch	Ø 23,81	Alu, +ABS, +ESP
					54-0046	Fte	Ø 19,05	Pla
2.0 16v Eng. RFN(EW10J4) (100kW)	00-				05-0522	Bosch	Ø 23,81	Alu, +ABS, +ESP
					54-0046	Fte	Ø 19,05	Pla
					55-0048	Fte	Ø 15,87	Pla
2.0 HDi Eng. RHY(DW10TD) (66kW)	02-				54-0046	Fte	Ø 19,05	Pla
					55-0048	Fte	Ø 15,87	Pla
2.0 HDi 16v, Cabrio Eng. RHR(DW10BTED4) (100kW)	03-				05-0522	Bosch	Ø 23,81	Alu, +ABS, +ESP
					54-0046	Fte	Ø 19,05	Pla
					55-0048	Fte	Ø 15,87	Pla
2.0 HDi FAP Eng. RHS(DW10ATED4) (79kW)	00-				54-0046	Fte	Ø 19,05	Pla
2.0, Cabrio Eng. RFK(EW10J4S) (130kW)	03-				05-0522	Bosch	Ø 23,81	Alu, +ABS, +ESP
					54-0046	Fte	Ø 19,05	Pla
<b>307 II, SW 7/05-9/07</b>								
1.4 16v Eng. KFU(ET3J4) (65kW)	05-				05-0522	Bosch	Ø 23,81	Alu, +ABS, +ESP
1.6 16v, Cabrio Eng. NFU(TU5JP4) (80-87kW)	05-				05-0522	Bosch	Ø 23,81	Alu, +ABS, +ESP
					55-0049	Fte	Ø 15,87	Pla
1.6 HDi 16v Eng. DV6ATED4 (66kW)	05-				05-0522	Bosch	Ø 23,81	Alu, +ABS, +ESP
					54-0046	Fte	Ø 19,05	Pla
					55-0048	Fte	Ø 15,87	Pla, LHD
1.6 HDi 16v FAP Eng. DV6TED4 (80kW)	05-				05-0522	Bosch	Ø 23,81	Alu, +ABS, +ESP
2.0 16v Eng. RFJ(EW10A) (103kW)	05-				05-0522	Bosch	Ø 23,81	Alu, +ABS, +ESP
					54-0046	Fte	Ø 19,05	Pla
					55-0048	Fte	Ø 15,87	Pla, LHD
2.0 16v, Cabrio Eng. RFK(EW10J4S) (130kW)	05-				05-0522	Bosch	Ø 23,81	Alu, +ABS, +ESP
					54-0046	Fte	Ø 19,05	Pla
					55-0048	Fte	Ø 15,87	Pla, LHD
2.0 HDi 16v, Cabrio Eng. RHR(DW10BTED4) (100kW)	05-				05-0522	Bosch	Ø 23,81	Alu, +ABS, +ESP

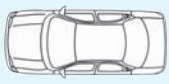



































		Spare Parts	F/R	L/R	METELLI ref.		DIMENSIONS mm.	NOTE	
<b>308, SW 10/07-</b>									
1.4 16v Eng. EP3 (70kW)	07-				05-0725	Bosch	Ø 23,81	Alu, +ESP	
	07-				05-0724	Bosch	Ø 23,81	Alu, -ESP	
1.6 16v Eng. EP6 (88kW)	07-				05-0725	Bosch	Ø 23,81	Alu, +ESP	
	07-				05-0724	Bosch	Ø 23,81	Alu, -ESP	
1.6 16v Eng. EP6DT (110kW)	07-				05-0725	Bosch	Ø 23,81	Alu, +ESP	
	07-				05-0724	Bosch	Ø 23,81	Alu, -ESP	
1.6 HDi 16v Eng. DV6ATED4 (66kW)	07-				05-0725	Bosch	Ø 23,81	Alu, +ESP	
	07-				05-0724	Bosch	Ø 23,81	Alu, -ESP	
1.6 HDi 16v FAP Eng. DV6TED4 (80kW)	07-				05-0725	Bosch	Ø 23,81	Alu, +ESP	
	07-				05-0724	Bosch	Ø 23,81	Alu, -ESP	
2.0 HDi 16v Eng. RHR(DW10BTED4) (100kW)	07-				05-0725	Bosch	Ø 23,81	Alu, +ESP	
	07-				05-0724	Bosch	Ø 23,81	Alu, -ESP	
<b>309 I (10C, 10A) 10/85-12/89</b>									
1.1 Eng. E1/ A (40kW)	9/85-6/89		R	L	04-0175	Bdx	Ø 17,46		
	9/85-6/89			R	R	04-0176	Bdx	Ø 17,46	
	9/85-6/89					05-0061		Ø 19,00	-ABS
1.3 Eng. G1A (47kW)	9/85-6/89		R	L	04-0175	Bdx	Ø 17,46		
	9/85-6/89			R	R	04-0176	Bdx	Ø 17,46	
	9/85-6/89					05-0061		Ø 19,00	-ABS
1.6 Eng. B1A(XU51C-K) (58kW)	9/85-6/89		R	L	04-0476	Bdx	Ø 22,00		
	9/85-6/89			R	L	04-0158	Luc	Ø 22,22	
	9/85-6/89			R	R	04-0477	Bdx	Ø 22,00	
	9/85-6/89			R	R	04-0159	Luc	Ø 22,22	
	9/85-6/89					05-0061		Ø 19,00	-ABS
1.6 Eng. B6B/ 180Z(XU5J) (76kW)	85-88		R	L	04-0476	Bdx	Ø 22,00		
	85-88			R	L	04-0158	Luc	Ø 22,22	
	85-88			R	R	04-0477	Bdx	Ø 22,00	
	85-88			R	R	04-0159	Luc	Ø 22,22	
	85-88					05-0061		Ø 19,00	-ABS
1.6 Eng. J2 (69kW)	86-89		R	L	04-0476	Bdx	Ø 22,00		
	86-89			R	L	04-0158	Luc	Ø 22,22	
	86-89			R	R	04-0477	Bdx	Ø 22,00	
	86-89			R	R	04-0159	Luc	Ø 22,22	
	86-89					05-0061		Ø 19,00	-ABS
1.6, Kat Eng. B1A/ BAZ(XU51C/ CP) (55kW)	9/85-6/89		R	L	04-0476	Bdx	Ø 22,00		
	9/85-6/89			R	L	04-0158	Luc	Ø 22,22	
	9/85-6/89			R	R	04-0477	Bdx	Ø 22,00	
	9/85-6/89			R	R	04-0159	Luc	Ø 22,22	
	9/85-6/89					05-0061		Ø 19,00	-ABS
1.9 Eng. DFZ(XU9J1) (72kW)	86-89		R	L	04-0476	Bdx	Ø 22,00		
	86-89			R	L	04-0158	Luc	Ø 22,22	
	86-89			R	R	04-0477	Bdx	Ø 22,00	
	86-89			R	R	04-0159	Luc	Ø 22,22	
	86-89					05-0061		Ø 19,00	-ABS
1.9 D Eng. 16Z/ D9A(XUD9)/ DJZ(XUD9Y) (47kW)	86-89		R	L	04-0476	Bdx	Ø 22,00		
	86-89			R	L	04-0158	Luc	Ø 22,22	
	86-89			R	R	04-0477	Bdx	Ø 22,00	
	86-89			R	R	04-0159	Luc	Ø 22,22	
	86-89					05-0061		Ø 19,00	-ABS
1.9 GTi Eng. D6B(XU9JA/ Z/ 2C/ S) (88-94-96kW)	86-89				05-0059		Ø 20,64		
1.9 GTi Eng. DKZ(XU9JA/ Z/ 2C/ S) (77-88-96kW)	88-89				05-0059		Ø 20,64		
<b>309 II (3C, 3A) 7/89-12/93</b>									
1.1 Eng. HDZ(TU1M/ MZ) (44kW)	90-93		R		04-0365		Ø 20,64	+ABS	
	90-93			L	04-0345	Bdx	Ø 20,64	CRCI, -ABS	
	90-93			L	04-0480	Luc	Ø 20,64	CRCI, -ABS	
	90-93			R	04-0346	Bdx	Ø 20,64	CRCI, -ABS	
	90-93			R	04-0481	Luc	Ø 20,64	CRCI, -ABS	
	90-93					05-0061		Ø 19,00	-ABS
	90-93					05-0146		Ø 20,64	+ABS

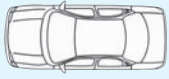

















		Spare Parts	F/R	L/R	METELLI ref.		DIMENSIONS mm.	NOTE
1.4 Eng. K1D(TU3A/ AN/ S/ M/ 2/ 2K/ MC) (47-49-55kW)	90-93		R		<b>04-0365</b>		Ø 20,64	+ABS
	90-93		R	L	<b>04-0345</b>	Bdx	Ø 20,64	CRCI, -ABS
	90-93		R	L	<b>04-0480</b>	Luc	Ø 20,64	CRCI, -ABS
	90-93		R	R	<b>04-0346</b>	Bdx	Ø 20,64	CRCI, -ABS
	90-93		R	R	<b>04-0481</b>	Luc	Ø 20,64	CRCI, -ABS
	90-93				<b>05-0061</b>		Ø 19,00	-ABS
	90-93				<b>05-0146</b>		Ø 20,64	+ABS
1.4 Eng. KDY/ KDZ(TU3A/ AN/ S/ M/ 2/ 2K/ MC/ F2) (47-55kW)	89-93		R		<b>04-0365</b>		Ø 20,64	+ABS
	89-93		R	L	<b>04-0345</b>	Bdx	Ø 20,64	CRCI, -ABS
	89-93		R	L	<b>04-0480</b>	Luc	Ø 20,64	CRCI, -ABS
	89-93		R	R	<b>04-0346</b>	Bdx	Ø 20,64	CRCI, -ABS
	89-93		R	R	<b>04-0481</b>	Luc	Ø 20,64	CRCI, -ABS
	89-93				<b>05-0061</b>		Ø 19,00	-ABS
	89-93				<b>05-0146</b>		Ø 20,64	+ABS
1.6 Eng. B2A(XU52C-K) (68-69kW)	89-93		R		<b>04-0365</b>		Ø 20,64	+ABS
	89-93		R	L	<b>04-0345</b>	Bdx	Ø 20,64	CRCI, -ABS
	89-93		R	L	<b>04-0480</b>	Luc	Ø 20,64	CRCI, -ABS
	89-93		R	R	<b>04-0346</b>	Bdx	Ø 20,64	CRCI, -ABS
	89-93		R	R	<b>04-0481</b>	Luc	Ø 20,64	CRCI, -ABS
	89-93				<b>05-0061</b>		Ø 19,00	-ABS
	89-93				<b>05-0146</b>		Ø 20,64	+ABS
1.6 Eng. BDY(XU5M2Z/ 3Z)/ BDZ(XU5M) (65kW)	89-93		R		<b>04-0365</b>		Ø 20,64	+ABS
	89-93		R	L	<b>04-0345</b>	Bdx	Ø 20,64	CRCI, -ABS
	89-93		R	L	<b>04-0480</b>	Luc	Ø 20,64	CRCI, -ABS
	89-93		R	R	<b>04-0346</b>	Bdx	Ø 20,64	CRCI, -ABS
	89-93		R	R	<b>04-0481</b>	Luc	Ø 20,64	CRCI, -ABS
	89-93				<b>05-0061</b>		Ø 19,00	-ABS
	89-93				<b>05-0146</b>		Ø 20,64	+ABS
1.8 D Eng. 161A(XUD7) (44kW)	89-93		R		<b>04-0365</b>		Ø 20,64	+ABS
	89-93		R	L	<b>04-0345</b>	Bdx	Ø 20,64	CRCI, -ABS
	89-93		R	L	<b>04-0480</b>	Luc	Ø 20,64	CRCI, -ABS
	89-93		R	R	<b>04-0346</b>	Bdx	Ø 20,64	CRCI, -ABS
	89-93		R	R	<b>04-0481</b>	Luc	Ø 20,64	CRCI, -ABS
	89-93				<b>05-0061</b>		Ø 19,00	-ABS
	89-93				<b>05-0146</b>		Ø 20,64	+ABS
1.8 TD Eng. A8B(XUD7TE) (57-66kW)	89-93		R		<b>04-0365</b>		Ø 20,64	+ABS
	89-93		R	L	<b>04-0345</b>	Bdx	Ø 20,64	CRCI, -ABS
	89-93		R	L	<b>04-0480</b>	Luc	Ø 20,64	CRCI, -ABS
	89-93		R	R	<b>04-0346</b>	Bdx	Ø 20,64	CRCI, -ABS
	89-93		R	R	<b>04-0481</b>	Luc	Ø 20,64	CRCI, -ABS
	89-93				<b>05-0061</b>		Ø 19,00	-ABS
	89-93				<b>05-0146</b>		Ø 20,64	+ABS
1.9 Eng. DDZ(XU9M) (80kW)	89-92				<b>05-0059</b>		Ø 20,64	-ABS
	9/90-12/92				<b>05-0232</b>		Ø 20,64	+ABS
1.9 Eng. DFZ(XU9J1) (72kW)	89-93		R		<b>04-0365</b>		Ø 20,64	+ABS
	89-93		R	L	<b>04-0345</b>	Bdx	Ø 20,64	CRCI, -ABS
	89-93		R	L	<b>04-0480</b>	Luc	Ø 20,64	CRCI, -ABS
	89-93		R	R	<b>04-0346</b>	Bdx	Ø 20,64	CRCI, -ABS
	89-93		R	R	<b>04-0481</b>	Luc	Ø 20,64	CRCI, -ABS
	89-93				<b>05-0061</b>		Ø 19,00	-ABS
	89-93				<b>05-0146</b>		Ø 20,64	+ABS
1.9 D Eng. 16Z/ D9A(XUD9)/ DJZ(XUD9Y) (47kW)	89-93		R		<b>04-0365</b>		Ø 20,64	+ABS
	89-93		R	L	<b>04-0345</b>	Bdx	Ø 20,64	CRCI, -ABS
	89-93		R	L	<b>04-0480</b>	Luc	Ø 20,64	CRCI, -ABS
	89-93		R	R	<b>04-0346</b>	Bdx	Ø 20,64	CRCI, -ABS
	89-93		R	R	<b>04-0481</b>	Luc	Ø 20,64	CRCI, -ABS
	89-93				<b>05-0061</b>		Ø 19,00	-ABS
	89-93				<b>05-0146</b>		Ø 20,64	+ABS
1.9 GTI Eng. DKZ(XU9JA/ Z) (88kW)	89-93				<b>05-0232</b>		Ø 20,64	+ABS
	89-93				<b>05-0059</b>		Ø 20,64	-ABS
1.9 Sport MI-16 Eng. D6C(XU9J4) (116-118kW)	89-90				<b>05-0232</b>		Ø 20,64	+ABS
	89-90				<b>05-0059</b>		Ø 20,64	-ABS
1.9 Sport MI-16 Eng. DFW(XU9J4Z) (108kW)	90-93				<b>05-0232</b>		Ø 20,64	+ABS
	90-93				<b>05-0059</b>		Ø 20,64	-ABS

				Spare Parts	F/R	L/R	METELLI ref.		DIMENSIONS mm.	NOTE
<b>404 4/63-12/71</b>										
1.6, GT, Cabrio Eng. XC5/ 6/ P/ KF1/ 2 (48-50-54-59kW)	63-71				F		04-0321		Ø 30,00	
	63-71			R	L		04-0319		Ø 28,57	Exc. L, LD
	63-71			R	R		04-0320		Ø 28,57	Exc. L, LD
	63-71						54-0019		Ø 28,60	
Thermostable	63-71			R			04-0042		Ø 19,05	
<b>405 I (15B) 1/87-12/93</b>										
1.4 Eng. KDY(TU3A/ AN/ S/ M/ 2/ 2K) (47kW)	87-92			R	L		04-0362	Bdx	Ø 20,64	CRCI
	87-92			R	R		04-0363	Bdx	Ø 20,64	CRCI
	87-92						05-0125		Ø 20,64	-ABS
1.6 Eng. B1E(XU51C) (53kW)	87-92			R	L		04-0362	Bdx	Ø 20,64	CRCI
	87-92			R	R		04-0363	Bdx	Ø 20,64	CRCI
	87-92						05-0156		Ø 20,64	
	87-92						05-0125		Ø 20,64	-ABS
1.6 Eng. B2A(XU52C)/ S (66-69kW)	87-92			R	L		04-0362	Bdx	Ø 20,64	CRCI
	87-92			R	R		04-0363	Bdx	Ø 20,64	CRCI
	87-92						05-0156		Ø 20,64	
	87-92						05-0125		Ø 20,64	-ABS
1.6 Eng. BAZ(XU5CP) (55kW)	87-88			R	L		04-0362	Bdx	Ø 20,64	CRCI
	87-88			R	R		04-0363	Bdx	Ø 20,64	CRCI
	87-88						05-0156		Ø 20,64	
	87-88						05-0125		Ø 20,64	-ABS
1.6 Eng. BDY(XU5M2Z/ 3Z)/ BDZ(XU5M) (65-66-69kW)	87-92			R	L		04-0362	Bdx	Ø 20,64	CRCI
	87-92			R	R		04-0363	Bdx	Ø 20,64	CRCI
	87-92						05-0156		Ø 20,64	
	87-92						05-0125		Ø 20,64	-ABS
1.8 TD Eng. A8A(XUD7TE)/ AJZ(XUD7TEY) (66kW)	88-92			R	L		04-0362	Bdx	Ø 20,64	CRCI
	88-92			R	R		04-0363	Bdx	Ø 20,64	CRCI
	88-92						05-0156		Ø 20,64	
1.9 Eng. D2C(XU92C) (70kW)	87-92			R	L		04-0362	Bdx	Ø 20,64	CRCI
	87-92			R	R		04-0363	Bdx	Ø 20,64	CRCI
	87-92						05-0125		Ø 20,64	-ABS
1.9 D Eng. D9B(XUD9A) (51kW)	88-92			R	L		04-0362	Bdx	Ø 20,64	CRCI
	88-92			R	R		04-0363	Bdx	Ø 20,64	CRCI
	88-92						05-0156		Ø 20,64	
1.9 D Eng. DJZ(XUD9Y) (47kW)	88-92			R	L		04-0362	Bdx	Ø 20,64	CRCI
	88-92			R	R		04-0363	Bdx	Ø 20,64	CRCI
	88-92						05-0156		Ø 20,64	
1.9 GRi/SRi 4WD Eng. DDZ(XU9M) (80kW)	88-92			R	L		04-0362	Bdx	Ø 20,64	CRCI
	88-92			R	R		04-0363	Bdx	Ø 20,64	CRCI
	88-92						05-0156		Ø 20,64	
1.9 GTi Eng. DKZ(XU9JA/ Z/ 2C/ S) (88-96kW)	88-92			R	L		04-0362	Bdx	Ø 20,64	CRCI
	88-92			R	R		04-0363	Bdx	Ø 20,64	CRCI
	88-92						05-0156		Ø 20,64	
1.9 Sport MI-16 Eng. D6C(XU9J4) (116-118kW)	87-91						05-0156		Ø 20,64	-ABS
	87-91						05-0198		Ø 22,20	+ABS
1.9 Sport MI-16 Eng. DFW(XU9J4Z) (108kW)	88-92						05-0156		Ø 20,64	-ABS
	88-92						05-0198		Ø 22,20	+ABS
1.9 Sport MI-16 4WD Eng. DFW(XU9J4Z) (108kW)	88-92						05-0156		Ø 20,64	-ABS
	88-92						05-0198		Ø 22,20	+ABS
1.9i Eng. DFZ(XU9J1) (77kW)	87-92			R	L		04-0362	Bdx	Ø 20,64	CRCI
	87-92			R	R		04-0363	Bdx	Ø 20,64	CRCI
	87-92						05-0156		Ø 20,64	
<b>405 I (15E) Break 1/87-12/92</b>										
1.6 Eng. B1E(XU51C) (53kW)	87-92			R			04-0160	Luc	Ø 20,64	+ABS
	87-92						05-0156		Ø 20,64	+ABS
1.6 Eng. B2A(XU52C)/ S (66-69kW)	87-92			R			04-0160	Luc	Ø 20,64	+ABS
	87-92						05-0156		Ø 20,64	+ABS
1.6 Eng. BAZ(XU5CP) (55kW)	87-88			R			04-0160	Luc	Ø 20,64	+ABS
	87-88						05-0156		Ø 20,64	+ABS
1.6 Eng. BDY(XU5M2Z/ 3Z)/ BDZ(XU5M) (65-66kW)	87-92			R			04-0160	Luc	Ø 20,64	+ABS
	87-92						05-0156		Ø 20,64	+ABS
1.9 D Eng. D9B(XUD9A) (51kW)	88-92			R			04-0160	Luc	Ø 20,64	+ABS
	88-92						05-0156		Ø 20,64	+ABS

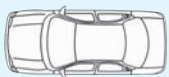

















		Spare Parts	F/R	L/R	METELLI ref.		DIMENSIONS mm.	NOTE
1.9 D Eng. DJZ(XUD9Y) (47kW)	88-92		R		04-0160	Luc	Ø 20,64	+ABS
	88-92				05-0156		Ø 20,64	+ABS
1.9 GRi/SRi Eng. DDZ(XU9M) (80kW)	88-92		R		04-0160	Luc	Ø 20,64	+ABS
	88-92				05-0156		Ø 20,64	+ABS
<b>405 II (4B) 8/92-10/96</b>								
1.4 Eng. KDY/ KDZ(TU3A/ AN/ S/ M/ 2/ 2K/ MC/ F2) (47-55kW)	92-96		R		04-0160	Luc	Ø 20,64	+ABS
	92-96		R	L	04-0362	Bdx	Ø 20,64	CRCI
	92-96		R	R	04-0363	Bdx	Ø 20,64	CRCI
	92-96				05-0125		Ø 20,64	-ABS
	92-96				05-0198		Ø 22,20	+ABS
1.6 Eng. BDY(XU5M2Z/ 3Z)/ XU5JP (65-66-69-76-85kW)	92-95		R		04-0160	Luc	Ø 20,64	+ABS
	92-95		R	L	04-0362	Bdx	Ø 20,64	CRCI, -ABS
	92-95		R	R	04-0363	Bdx	Ø 20,64	CRCI, -ABS
	92-95				05-0125		Ø 20,64	-ABS
	92-95				05-0198		Ø 22,20	+ABS
1.8 Eng. LFZ(XU7JP) (74kW)	92-95		R		04-0160	Luc	Ø 20,64	+ABS
	92-95		R	L	04-0362	Bdx	Ø 20,64	CRCI, -ABS
	92-95		R	R	04-0363	Bdx	Ø 20,64	CRCI, -ABS
	92-95				05-0125		Ø 20,64	-ABS
	92-95				05-0198		Ø 22,20	+ABS
1.9 D Eng. DJY(XUD9A) (50kW)	94-95		R		04-0160	Luc	Ø 20,64	+ABS
	94-95		R	L	04-0362	Bdx	Ø 20,64	CRCI, -ABS
	94-95		R	R	04-0363	Bdx	Ø 20,64	CRCI, -ABS
	3/93-4/97				05-0226	Ate	Ø 20,64	-ABS
	94-95				05-0156		Ø 20,64	-ABS
	94-95				05-0198		Ø 22,20	+ABS
1.9 D Eng. DJZ(XUD9Y) (47kW)	92-95		R		04-0160	Luc	Ø 20,64	+ABS
	92-95		R	L	04-0362	Bdx	Ø 20,64	CRCI, -ABS
	92-95		R	R	04-0363	Bdx	Ø 20,64	CRCI, -ABS
	92-95				05-0156		Ø 20,64	-ABS
	92-95				05-0198		Ø 22,20	+ABS
1.9 TD Eng. DHY(XUD9TE) (66-68kW)	92-95				05-0156		Ø 20,64	-ABS
	92-95				05-0198		Ø 22,20	+ABS
2.0 Eng. RFX(XU10J2/ 2C) (89kW)	92-95				05-0156		Ø 20,64	-ABS
	92-95				05-0198		Ø 22,20	+ABS
2.0 16v Eng. RFT(XU10J4) (110kW)	94-95				05-0156		Ø 20,64	-ABS
	94-95				05-0198		Ø 22,20	+ABS
2.0 MI-16 Eng. RFY(XU10J4Z) (112kW)	92-95				05-0156		Ø 20,64	-ABS
	92-95				05-0198		Ø 22,20	+ABS
2.0 T. 16 X4 Eng. RGZ(XU10J4TE-Z) (144kW)	92-95				05-0222		Ø 23,81	
2.0 X4 Eng. RFX(XU10J2/ 2C) (89kW)	92-95				05-0156		Ø 20,64	-ABS
	92-95				05-0198		Ø 22,20	+ABS
<b>405 II (4E) Break 8/92-10/96</b>								
1.4 Eng. KDY/ KDZ(TU3A/ AN/ S/ M/ 2/ 2K/ MC/ F2) (47-55kW)	92-96		R		04-0160	Luc	Ø 20,64	ABS:Bendix, +ABS
	92-96		R		04-0651	Luc	Ø 20,64	ABS:Bosch, +ABS
	92-96				05-0125		Ø 20,64	-ABS
1.6 Eng. BDY(XU5M2Z/ 3Z)/ XU5JP (65-66-69-76-85kW)	2/94-95		R		04-0651	Luc	Ø 20,64	ABS:Bosch, +ABS
	92-95		R		04-0160	Luc	Ø 20,64	ABS:Bendix, +ABS
	92-2/94				05-0125		Ø 20,64	-ABS
1.8 Eng. LFZ(XU7JP) (74kW)	92-95		R		04-0160	Luc	Ø 20,64	ABS:Bendix, +ABS
	92-95		R		04-0651	Luc	Ø 20,64	ABS:Bosch, +ABS
	92-95				05-0125		Ø 20,64	-ABS
	92-95				05-0198		Ø 22,20	+ABS
1.9 Eng. D2A(XU92C) (77kW)	2/94-96		R		04-0651	Luc	Ø 20,64	ABS:Bosch, +ABS
	92-94		R		04-0160	Luc	Ø 20,64	ABS:Bendix, +ABS
	92-95				05-0125		Ø 20,64	-ABS
	92-95				05-0198		Ø 22,20	+ABS
1.9 D Eng. DJY(XUD9A) (50kW)	94-95		R		04-0651	Luc	Ø 20,64	ABS:Bosch, +ABS
	94-95				05-0156		Ø 20,64	-ABS
	94-95				05-0198		Ø 22,20	+ABS
1.9 D Eng. DJZ(XUD9Y) (47kW)	2/94-95		R		04-0651	Luc	Ø 20,64	ABS:Bosch, +ABS
	92-94		R		04-0160	Luc	Ø 20,64	ABS:Bendix, +ABS
	2/94-95				05-0156		Ø 20,64	-ABS

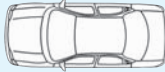

















		Spare Parts	F/R	L/R	METELLI ref.		DIMENSIONS mm.	NOTE
1.9 D Eng. DJZ(XUD9Y) (47kW)	92-95				05-0198		Ø 22,20	+ABS
1.9 TD Eng. DHY(XUD9TE) (66-68kW)	92-95				05-0156		Ø 20,64	-ABS
	92-95				05-0198		Ø 22,20	+ABS
2.0 Eng. RFX(XU10J2/ 2C) (89kW)	92-95				05-0156		Ø 20,64	-ABS
	92-95				05-0198		Ø 22,20	+ABS
2.0 X4 Eng. RFX(XU10J2/ 2C) (89kW)	92-95				05-0156		Ø 20,64	-ABS
	92-95				05-0198		Ø 22,20	+ABS
<b>406 (8B/E/F), Break 11/95-5/04</b>								
1.6 (Exc. Break) Eng. BFZ(XU5JP/ J1/ JA) (65-76-85kW)	10/95-		R	L	04-0655		Ø 20,64	+ABS
	10/95-		R	L	04-0672		Ø 20,64	CRCI, -ABS
	10/95-		R	R	04-0654		Ø 20,64	+ABS
	10/95-		R	R	04-0673		Ø 20,64	CRCI, -ABS
	-04				05-0488	Ate	Ø 23,81	Ch 8701-, Alu, +ABS, -ESP
	10/95-1/99				05-0355	Bdx	Ø 23,81	Alu, +ABS
	10/95-1/99				05-0361	Bdx	Ø 23,81	Alu, -ABS
	2/99-				05-0366	Bosch	Ø 23,81	Ch -8700, Alu, +ABS
	4/99-				05-0504	Bosch	Ø 23,81	Ch -8700, Alu, -ABS
1.8 Eng. LFX(XU7JB) (66kW)	97-04		R	L	04-0655		Ø 20,64	+ABS
	97-04		R	L	04-0672		Ø 20,64	CRCI, -ABS
	97-04		R	R	04-0654		Ø 20,64	+ABS
	97-04		R	R	04-0673		Ø 20,64	CRCI, -ABS
	-04				05-0488	Ate	Ø 23,81	Ch 8701-, Alu, +ABS, -ESP
	2/99-				05-0366	Bosch	Ø 23,81	Ch -8700, Alu, +ABS
	4/99-				05-0504	Bosch	Ø 23,81	Ch -8700, Alu, -ABS
	97-1/99				05-0355	Bdx	Ø 23,81	Alu, +ABS
	97-1/99				05-0361	Bdx	Ø 23,81	Alu, -ABS
1.8 16v Eng. 6FZ(EW7J4) (85kW)	00-				05-0504	Bosch	Ø 23,81	Ch -8700, Alu, -ABS
	-04				05-0488	Ate	Ø 23,81	Ch 8701-, Alu, +ABS, -ESP
	00-				54-0046	Fte	Ø 19,05	Pla
1.8 16v Eng. LFY(XU7JP4) (81kW)	95-00		R	L	04-0655		Ø 20,64	+ABS
	95-00		R	L	04-0672		Ø 20,64	CRCI, -ABS
	95-00		R	R	04-0654		Ø 20,64	+ABS
	95-00		R	R	04-0673		Ø 20,64	CRCI, -ABS
	-00				05-0488	Ate	Ø 23,81	Ch 8701-, Alu, +ABS, -ESP
	10/95-1/99				05-0355	Bdx	Ø 23,81	Alu, +ABS
	10/95-1/99				05-0361	Bdx	Ø 23,81	Alu, -ABS
	2/99-				05-0366	Bosch	Ø 23,81	Ch -8700, Alu, +ABS
	2/99-				05-0504	Bosch	Ø 23,81	Ch -8700, Alu, -ABS
1.9 D Eng. DHW(XUD9SD/ BSD) (55kW)	96-04		R	L	04-0655		Ø 20,64	+ABS
	96-04		R	L	04-0672		Ø 20,64	CRCI, -ABS
	96-04		R	R	04-0654		Ø 20,64	+ABS
	96-04		R	R	04-0673		Ø 20,64	CRCI, -ABS
	-04				05-0488	Ate	Ø 23,81	Ch 8701-, Alu, +ABS, -ESP
	2/99-				05-0366	Bosch	Ø 23,81	Ch -8700, Alu, +ABS
	96-1/99				05-0355	Bdx	Ø 23,81	Alu, +ABS
	96-1/99				05-0361	Bdx	Ø 23,81	Alu, -ABS
1.9 TD Eng. DHX(XUD9TE) (66-68kW)	96-04		R	L	04-0655		Ø 20,64	+ABS
	96-04		R	L	04-0672		Ø 20,64	CRCI, -ABS
	96-04		R	R	04-0654		Ø 20,64	+ABS
	96-04		R	R	04-0673		Ø 20,64	CRCI, -ABS
	-04				05-0488	Ate	Ø 23,81	Ch 8701-, Alu, +ABS, -ESP
	2/99-				05-0366	Bosch	Ø 23,81	Ch -8700, Alu, +ABS
	96-1/99				05-0355	Bdx	Ø 23,81	Alu, +ABS
	96-1/99				05-0361	Bdx	Ø 23,81	Alu, -ABS
1.9 TD (Exc. Break) Eng. DHY(XUD9TE) (66-68kW)	96-		R	L	04-0655		Ø 20,64	+ABS
	96-		R	L	04-0672		Ø 20,64	CRCI, -ABS
	96-		R	R	04-0654		Ø 20,64	+ABS
	96-		R	R	04-0673		Ø 20,64	CRCI, -ABS
	-04				05-0488	Ate	Ø 23,81	Ch 8701-, Alu, +ABS, -ESP
	2/99-				05-0366	Bosch	Ø 23,81	Ch -8700, Alu, +ABS
	96-1/99				05-0355	Bdx	Ø 23,81	Alu, +ABS
	96-1/99				05-0361	Bdx	Ø 23,81	Alu, -ABS
2.0 16v HPi Eng. RLZ(EW10D) (103kW)	01-				05-0504	Bosch	Ø 23,81	Ch -8700, Alu, -ABS
	-04				05-0488	Ate	Ø 23,81	Ch 8701-, Alu, +ABS, -ESP

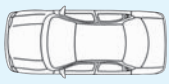
















































		Spare Parts	F/R	L/R	METELLI ref.		DIMENSIONS mm.	NOTE
2.0 16v HPi Eng. RLZ(EW10D) (103kW)	01-				<b>54-0046</b>	Fte	Ø 19,05	Pla
2.0 16v, Coupé Eng. RFN(EW10J4) (100kW)	00-				<b>05-0504</b>	Bosch	Ø 23,81	Ch -8700, Alu, -ABS
	-04				<b>05-0488</b>	Ate	Ø 23,81	Ch 8701-, Alu, +ABS, -ESP
	00-				<b>54-0046</b>	Fte	Ø 19,05	Pla
2.0 16v, Coupé Eng. RFR(DEW10J4) (99kW)	-00				<b>05-0488</b>	Ate	Ø 23,81	Ch 8701-, Alu, +ABS, -ESP
	2/99-				<b>05-0366</b>	Bosch	Ø 23,81	Ch -8700, Alu, +ABS
	4/99-				<b>05-0504</b>	Bosch	Ø 23,81	Ch -8700, Alu, -ABS
	99-				<b>54-0046</b>	Fte	Ø 19,05	Pla
2.0 16v, Coupé Eng. RFV(XU10J4R) (97kW)	-04				<b>05-0488</b>	Ate	Ø 23,81	Ch 8701-, Alu, +ABS, -ESP
	4/99-				<b>05-0504</b>	Bosch	Ø 23,81	Ch -8700, Alu, -ABS
2.0 HDi Eng. RHY(DW10TD) (66kW)	10/95-		R	L	<b>04-0655</b>		Ø 20,64	+ABS
	10/95-		R	L	<b>04-0672</b>		Ø 20,64	CRCI, -ABS
	10/95-		R	R	<b>04-0654</b>		Ø 20,64	+ABS
	10/95-		R	R	<b>04-0673</b>		Ø 20,64	CRCI, -ABS
	-04				<b>05-0488</b>	Ate	Ø 23,81	Ch 8701-, Alu, +ABS, -ESP
	2/99-				<b>05-0366</b>	Bosch	Ø 23,81	Ch -8700, Alu, +ABS
	4/99-				<b>05-0504</b>	Bosch	Ø 23,81	Ch -8700, Alu, -ABS
	99-				<b>54-0046</b>	Fte	Ø 19,05	Pla
2.0 HDi Eng. RHZ(DW10ATED) (80kW)	-04				<b>05-0488</b>	Ate	Ø 23,81	Ch 8701-, Alu, +ABS, -ESP
	2/99-				<b>05-0366</b>	Bosch	Ø 23,81	Ch -8700, Alu, +ABS
	4/99-				<b>05-0504</b>	Bosch	Ø 23,81	Ch -8700, Alu, -ABS
	2/99-8/01				<b>54-0064</b>		Ø 23,81	
2.0 HDi FAP Eng. RHS(DW10ATED4) (79kW)	01-				<b>05-0366</b>	Bosch	Ø 23,81	Ch -8700, Alu, +ABS
	-04				<b>05-0488</b>	Ate	Ø 23,81	Ch 8701-, Alu, +ABS, -ESP
	8/01-5/04				<b>54-0064</b>		Ø 23,81	
2.0 T. Eng. RGX(XU10J2TE) (108kW)	-04				<b>05-0488</b>	Ate	Ø 23,81	Ch 8701-, Alu, +ABS, -ESP
	2/99-				<b>05-0366</b>	Bosch	Ø 23,81	Ch -8700, Alu, +ABS
	96-1/99				<b>05-0355</b>	Bdx	Ø 23,81	Alu, +ABS
	96-1/99				<b>05-0361</b>	Bdx	Ø 23,81	Alu, -ABS
2.1 TD 12v Eng. PHZ/ P8C(XUD11ATE/ BTE) (80kW)	-04				<b>05-0488</b>	Ate	Ø 23,81	Ch 8701-, Alu, +ABS, -ESP
	2/99-				<b>05-0366</b>	Bosch	Ø 23,81	Ch -8700, Alu, +ABS
	96-1/99				<b>05-0355</b>	Bdx	Ø 23,81	Alu, +ABS
	96-1/99				<b>05-0361</b>	Bdx	Ø 23,81	Alu, -ABS
2.2 HDi, Coupé Eng. 4HX(DW12TED4-FAP) (94-98kW)	00-				<b>05-0504</b>	Bosch	Ø 23,81	Ch -8700, Alu, -ABS
	-04				<b>05-0488</b>	Ate	Ø 23,81	Ch 8701-, Alu, +ABS, -ESP
	3/00-5/04				<b>54-0064</b>		Ø 23,81	
2.2, Coupé Eng. 3FZ(EW12J4) (116kW)	00-				<b>05-0504</b>	Bosch	Ø 23,81	Ch -8700, Alu, -ABS
	-04				<b>05-0488</b>	Ate	Ø 23,81	Ch 8701-, Alu, +ABS, -ESP
	00-04				<b>54-0046</b>	Fte	Ø 19,05	Pla, G.Box ML5C
	7/00-5/04				<b>54-0064</b>		Ø 23,81	G.Box ML5T
3.0 V6 12v, Coupé Eng. XfZ(ES9J4) (140kW)	-04				<b>05-0488</b>	Ate	Ø 23,81	Ch 8701-, Alu, +ABS, -ESP
	2/99-				<b>05-0366</b>	Bosch	Ø 23,81	Ch -8700, Alu, +ABS
	4/99-				<b>05-0504</b>	Bosch	Ø 23,81	Ch -8700, Alu, -ABS
	96-1/99				<b>05-0355</b>	Bdx	Ø 23,81	Alu, +ABS
	96-1/99				<b>05-0361</b>	Bdx	Ø 23,81	Alu, -ABS
	10/96-5/04				<b>54-0064</b>		Ø 23,81	
3.0 V6 24v, Coupé Eng. XfX(ES9J4S) (152kW)	00-				<b>05-0504</b>	Bosch	Ø 23,81	Ch -8700, Alu, -ABS
	-04				<b>05-0488</b>	Ate	Ø 23,81	Ch 8701-, Alu, +ABS, -ESP
	3/00-5/04				<b>54-0064</b>		Ø 23,81	
<b>407 I, SW 5/04-9/08</b>								
1.6 HDi 16v FAP Eng. DV6TED4 (80kW)	04-				<b>54-0046</b>	Fte	Ø 19,05	Pla
1.8 16v Eng. 6FY(EW7A) (92kW)	05-				<b>54-0046</b>	Fte	Ø 19,05	Pla
1.8 16v Eng. 6FZ(EW7J4) (85kW)	04-				<b>54-0046</b>	Fte	Ø 19,05	Pla
2.0 16v Eng. RFJ(EW10A) (103kW)	05-				<b>54-0046</b>	Fte	Ø 19,05	Pla
2.0 16v Eng. RFN(EW10J4) (100kW)	04-				<b>54-0046</b>	Fte	Ø 19,05	Pla
2.0 HDi 16v, Coupé Eng. RHR(DW10BTED4) (100kW)	04-				<b>54-0046</b>	Fte	Ø 19,05	Pla
2.2 16v Eng. 3FZ(EW12J4) (116kW)	04-				<b>54-0046</b>	Fte	Ø 19,05	Pla
2.2 16v, Coupé Eng. 3FY(EW12J4) (120kW)	05-				<b>54-0046</b>	Fte	Ø 19,05	Pla
<b>504 7/68-7/86</b>								
1.8 Eng. XM1 (60kW)	68-71		F		<b>04-0321</b>	Bdx	Ø 30,00	Camionette
	68-71		R	L	<b>04-0173</b>		Ø 22,00	Export
	68-71		R	L	<b>04-0171</b>	Bdx	Ø 22,00	
	68-71		R	L	<b>04-0319</b>	Bdx	Ø 28,57	Camionette

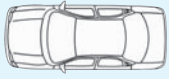












































			Spare Parts	F/R	L/R	METELLI ref.		DIMENSIONS mm.	NOTE
1.8 Eng. XM1 (60kW)	68-71			R	L	04-0158	Luc	Ø 22,22	
	68-71			R	R	04-0174		Ø 22,00	Export
	68-71			R	R	04-0172	Bdx	Ø 22,00	
	68-71			R	R	04-0320	Bdx	Ø 28,57	Camionette
	68-71			R	R	04-0159	Luc	Ø 22,22	
	68-71					05-0078		Ø 19,05	
	-71					05-0085		Ø 20,64	Ch 3597843-
	68-71					55-0024		Ø 19,05	
1.8 Eng. XM7 (58kW)	71-83			F		04-0321	Bdx	Ø 30,00	Camionette
	10/81-83			R		04-0364	Luc	Ø 22,20	Camionette
	71-83			R	L	04-0173		Ø 22,00	Export
	71-83			R	L	04-0171	Bdx	Ø 22,00	
	71-83			R	L	04-0158	Luc	Ø 22,22	
	71-9/81			R	L	04-0319	Bdx	Ø 28,57	Camionette
	71-83			R	R	04-0174		Ø 22,00	Export
	71-83			R	R	04-0172	Bdx	Ø 22,00	
	71-83			R	R	04-0159	Luc	Ø 22,22	
	71-9/81			R	R	04-0320	Bdx	Ø 28,57	Camionette
	7/77-83					05-0079		Ø 20,64	Coupè, Cabrio, Camionette, -Servo
	71-77					05-0078		Ø 19,05	
	71-83					05-0126		Ø 20,64	Camionette, +Servo
	-83					05-0085		Ø 20,64	Ch 3597843-
	71-83					55-0024		Ø 19,05	
1.8i Eng. KF5/ KF6 (71kW)	68-71			F		04-0321	Bdx	Ø 30,00	Camionette
	68-71			R	L	04-0173		Ø 22,00	Export
	68-71			R	L	04-0171	Bdx	Ø 22,00	
	68-71			R	L	04-0319	Bdx	Ø 28,57	Camionette
	68-71			R	L	04-0158	Luc	Ø 22,22	
	68-71			R	R	04-0174		Ø 22,00	Export
	68-71			R	R	04-0172	Bdx	Ø 22,00	
	68-71			R	R	04-0320	Bdx	Ø 28,57	Camionette
	68-71			R	R	04-0159	Luc	Ø 22,22	
	68-71					05-0078		Ø 19,05	
	-71					05-0085		Ø 20,64	Ch 3597843-
	68-71					55-0024		Ø 19,05	
	1.9 D Eng. XD4x88 (37-40kW)	6/79-7/81			F		04-0321	Bdx	Ø 30,00
10/81-				R		04-0364	Luc	Ø 22,20	Camionette
6/79-9/81				R	L	04-0319	Bdx	Ø 28,57	Camionette
73-86				R	L	04-0171	Bdx	Ø 22,00	
73-86				R	L	04-0158	Luc	Ø 22,22	
76-86				R	L	04-0173		Ø 22,00	Export
6/79-9/81				R	R	04-0320	Bdx	Ø 28,57	Camionette
73-86				R	R	04-0159	Luc	Ø 22,22	
75-86				R	R	04-0172	Bdx	Ø 22,00	
76-86				R	R	04-0174		Ø 22,00	Export
4/73-77						05-0078		Ø 19,05	
7/81-						05-0126		Ø 20,64	Camionette, +Servo
77-86						05-0079		Ø 20,64	Coupè, Cabrio, Camionette, -Servo
-86						05-0085		Ø 20,64	Ch 3597843-
						54-0019		Ø 28,60	Ch -1974190, XD88
						54-0021		Ø 28,60	Ch 1974191-, XD88
73-86					55-0024		Ø 19,05		
2.0 Eng. 106(XN1/ A/ P/ T) (71kW)	6/79-7/81			F		04-0321	Bdx	Ø 30,00	Camionette
	10/81-			R		04-0364	Luc	Ø 22,20	Camionette
	6/79-9/81			R	L	04-0319	Bdx	Ø 28,57	Camionette
	71-86			R	L	04-0173		Ø 22,00	Export
	71-86			R	L	04-0171	Bdx	Ø 22,00	
	71-86			R	L	04-0158	Luc	Ø 22,22	
	6/79-9/81			R	R	04-0320	Bdx	Ø 28,57	Camionette
	71-86			R	R	04-0174		Ø 22,00	Export
	71-86			R	R	04-0172	Bdx	Ø 22,00	
	71-86			R	R	04-0159	Luc	Ø 22,22	
	7/81-					05-0126		Ø 20,64	Camionette, +Servo
71-77					05-0078		Ø 19,05		

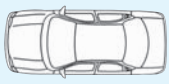




























		Spare Parts	F/R	L/R	METELLI ref.		DIMENSIONS mm.	NOTE	
2.0 Eng. 106(XN1/ A/ P/ T) (71kW)	77-86				<b>05-0079</b>		Ø 20,64	Coupè, Cabrio, Camionette, -Servo	
	-86				<b>05-0085</b>		Ø 20,64	Ch 3597843-	
	71-86				<b>55-0024</b>		Ø 19,05		
2.0 Coupé, Cabrio Eng. 106(XN1A) (75kW)	74-9/81		F		<b>04-0321</b>	Bdx	Ø 30,00	Camionette	
	10/81-		R		<b>04-0364</b>	Luc	Ø 22,20	Camionette	
	74-82		R L		<b>04-0173</b>		Ø 22,00	Export	
	74-82		R L		<b>04-0171</b>	Bdx	Ø 22,00		
	74-82		R L		<b>04-0158</b>	Luc	Ø 22,22		
	74-9/81		R L		<b>04-0319</b>	Bdx	Ø 28,57	Camionette	
	74-82		R R		<b>04-0174</b>		Ø 22,00	Export	
	74-82		R R		<b>04-0172</b>	Bdx	Ø 22,00		
	74-82		R R		<b>04-0159</b>	Luc	Ø 22,22		
	74-9/81		R R		<b>04-0320</b>	Bdx	Ø 28,57	Camionette	
	7/77-					<b>05-0079</b>		Ø 20,64	Coupè, Cabrio, Camionette, -Servo
	7/81-82					<b>05-0126</b>		Ø 20,64	Camionette, +Servo
	74-77					<b>05-0078</b>		Ø 19,05	
	-82					<b>05-0085</b>		Ø 20,64	Ch 3597843-
	11/74-82					<b>55-0024</b>		Ø 19,05	
2.0 TI, Coupé, Cabrio Eng. 107(XN2) (64-78kW)	6/79-7/81		F		<b>04-0321</b>	Bdx	Ø 30,00	Camionette	
	10/81-		R		<b>04-0364</b>	Luc	Ø 22,20	Camionette	
	6/79-9/81		R L		<b>04-0319</b>	Bdx	Ø 28,57	Camionette	
	71-84		R L		<b>04-0173</b>		Ø 22,00	Export	
	71-84		R L		<b>04-0171</b>	Bdx	Ø 22,00		
	71-84		R L		<b>04-0158</b>	Luc	Ø 22,22		
	6/79-9/81		R R		<b>04-0320</b>	Bdx	Ø 28,57	Camionette	
	71-84		R R		<b>04-0174</b>		Ø 22,00	Export	
	71-84		R R		<b>04-0172</b>	Bdx	Ø 22,00		
	71-84		R R		<b>04-0159</b>	Luc	Ø 22,22		
	7/77-					<b>05-0079</b>		Ø 20,64	Coupè, Cabrio, Camionette, -Servo
	7/81-84					<b>05-0126</b>		Ø 20,64	Camionette, +Servo
	71-77					<b>05-0078</b>		Ø 19,05	
	-84					<b>05-0085</b>		Ø 20,64	Ch 3597843-
	71-84					<b>55-0024</b>		Ø 19,05	
2.1 D Eng. XD4x90 (48kW)	6/79-7/81		F		<b>04-0321</b>	Bdx	Ø 30,00	Camionette	
	10/81-86		R		<b>04-0364</b>	Luc	Ø 22,20	Camionette	
	6/79-9/81		R L		<b>04-0319</b>	Bdx	Ø 28,57	Camionette	
	71-86		R L		<b>04-0173</b>		Ø 22,00	Export	
	71-86		R L		<b>04-0171</b>	Bdx	Ø 22,00		
	71-86		R L		<b>04-0158</b>	Luc	Ø 22,22		
	6/79-9/81		R R		<b>04-0320</b>	Bdx	Ø 28,57	Camionette	
	71-86		R R		<b>04-0174</b>		Ø 22,00	Export	
	71-86		R R		<b>04-0172</b>	Bdx	Ø 22,00		
	71-86		R R		<b>04-0159</b>	Luc	Ø 22,22		
	7/81-86					<b>05-0126</b>		Ø 20,64	Camionette, +Servo
	71-77					<b>05-0078</b>		Ø 19,05	
	77-86					<b>05-0079</b>		Ø 20,64	Coupè, Cabrio, Camionette, -Servo
	-86					<b>05-0085</b>		Ø 20,64	Ch 3597843-
						<b>54-0020</b>		Ø 28,60	Ch -1974190, XD2, XD90
				<b>54-0022</b>		Ø 28,60	Ch 1974191-, XD2, XD90		
71-86				<b>55-0024</b>		Ø 19,05			
2.3 D Eng. 134(XD2) (51kW)	6/79-7/81		F		<b>04-0321</b>	Bdx	Ø 30,00	Camionette	
	10/81-83		R		<b>04-0364</b>	Luc	Ø 22,20	Camionette	
	6/79-9/81		R L		<b>04-0319</b>	Bdx	Ø 28,57	Camionette	
	75-83		R L		<b>04-0173</b>		Ø 22,00	Export	
	75-83		R L		<b>04-0171</b>	Bdx	Ø 22,00		
	75-83		R L		<b>04-0158</b>	Luc	Ø 22,22		
	6/79-9/81		R R		<b>04-0320</b>	Bdx	Ø 28,57	Camionette	
	75-83		R R		<b>04-0174</b>		Ø 22,00	Export	
	75-83		R R		<b>04-0172</b>	Bdx	Ø 22,00		
	75-83		R R		<b>04-0159</b>	Luc	Ø 22,22		
	7/77-83					<b>05-0079</b>		Ø 20,64	Coupè, Cabrio, Camionette, -Servo
	7/81-83					<b>05-0126</b>		Ø 20,64	Camionette, +Servo
75-77				<b>05-0078</b>		Ø 19,05			
-83				<b>05-0085</b>		Ø 20,64	Ch 3597843-		













		Spare Parts	F/R	L/R	METELLI ref.		DIMENSIONS mm.	NOTE	
2.3 D Eng. 134(XD2) (51kW)	75-83				54-0020		Ø 28,60	Ch -1974190, XD2, XD90	
					54-0022		Ø 28,60	Ch 1974191-, XD2, XD90	
2.7 Coupé Eng. 140(ZMJ) (106kW)	6/79-7/81		F		04-0321	Bdx	Ø 30,00	Camionette	
	10/81-		R		04-0364	Luc	Ø 22,20	Camionette	
	10/76-		R L		04-0173		Ø 22,00	Export	
	4/73-		R L		04-0158	Luc	Ø 22,22		
	6/79-9/81		R L		04-0319	Bdx	Ø 28,57	Camionette	
	7/75-		R L		04-0171	Bdx	Ø 22,00		
	10/76-		R R		04-0174		Ø 22,00	Export	
	4/73-		R R		04-0159	Luc	Ø 22,22		
	6/79-9/81		R R		04-0320	Bdx	Ø 28,57	Camionette	
	7/75-		R R		04-0172	Bdx	Ø 22,00		
	4/73-77					05-0085		Ø 20,64	Ch 3597843-
	7/77-					05-0079		Ø 20,64	Coupé, Cabrio, Camionette, -Servo
7/81-				05-0126		Ø 20,64	Camionette, +Servo		
77-84				55-0024		Ø 19,05			
<b>504 Break 4/71-7/86</b>									
1.8 Eng. XM7 (54kW)	71-86		R L		04-0173	Bdx	Ø 22,00	Export	
	71-86		R R		04-0174	Bdx	Ø 22,00	Export	
	68-71				05-0126		Ø 20,64	Ch 3624587-, +Servo	
	7/79-				05-0078		Ø 19,05		
	7/79-				05-0085		Ø 20,64	Ch -3624586	
2.0 Eng. XN1/ P/ T/ XNA (68kW)	71-86		R L		04-0173	Bdx	Ø 22,00	Export	
	71-86		R R		04-0174	Bdx	Ø 22,00	Export	
	7/79-				05-0126		Ø 20,64	Ch 3624587-, +Servo	
	71-7/79				05-0079		Ø 20,64	Exc. Sweden, -Servo	
2.1 D Eng. XD4x90 (48kW)	71-86		R L		04-0173	Bdx	Ø 22,00	Export	
	71-86		R R		04-0174	Bdx	Ø 22,00	Export	
	7/79-				05-0126		Ø 20,64	Ch 3624587-, +Servo	
	7/79-				05-0085		Ø 20,64	Ch -3624586	
	71-7/79				05-0079		Ø 20,64	Exc. Sweden, -Servo	
2.3 D Eng. 134(XD2/ XD2S) (47-51-54-59kW)	75-86		R L		04-0173	Bdx	Ø 22,00	Export	
	75-86		R R		04-0174	Bdx	Ø 22,00	Export	
	10/75-7/79				05-0126		Ø 20,64	Ch 3624587-, +Servo	
	7/79-				05-0085		Ø 20,64	Ch -3624586	
	7/79-				05-0079		Ø 20,64	Exc. Sweden, -Servo	
<b>505 (551A) 8/79-12/93</b>									
1.6 Eng. XC7/ P (44kW)	-86		R		04-0583	Bdx	Ø 20,64	Ch 1214235-	
	82-86				05-0085		Ø 20,64		
	82-				54-0021		Ø 28,60	Ch -1318391	
	-86				54-0022		Ø 28,60	Ch 1318392-	
	82-86					55-0024		Ø 19,05	
1.8 Eng. 105(XM7/ A) (60-62kW)	-1/86		R		04-0583	Bdx	Ø 20,64	Ch 1214235-	
	-1/86		R		04-0365	Luc	Ø 20,64	Ch 1214235-	
	82-86				05-0085		Ø 20,64		
	82-				54-0021		Ø 28,60	Ch -1318391	
	-86				54-0022		Ø 28,60	Ch 1318392-	
	82-86					55-0024		Ø 19,05	
1.8 Eng. 105(XM7/ P) (55kW)	-1/86		R		04-0583	Bdx	Ø 20,64	Ch 1214235-	
	-1/86		R		04-0365	Luc	Ø 20,64	Ch 1214235-	
	81-1/86				05-0085		Ø 20,64		
	81-				54-0021		Ø 28,60	Ch -1318391	
	-85				54-0022		Ø 28,60	Ch 1318392-	
	81-85					55-0024		Ø 19,05	
2.0 Eng. 106(XN1/ A/ P/ T) (71kW)	-91		R		04-0365	Bdx	Ø 20,64	Ch 1214235-	
	-91		R		04-0583	Bdx	Ø 20,64	Ch 1214235-	
	80-		R L		04-0171	Bdx	Ø 22,00	Ch -1214234, Export	
	80-		R L		04-0158	Luc	Ø 22,22	Ch -1214234	
	80-		R R		04-0172	Bdx	Ø 22,00	Ch -1214234, Export	
	80-		R R		04-0159	Luc	Ø 22,22	Ch -1214234	

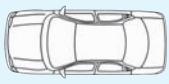



























		Spare Parts	F/R	L/R	METELLI ref.		DIMENSIONS mm.	NOTE
2.0 Eng. 106(XN1/ A/ P/ T) (71kW)	80-91				<b>05-0085</b>		Ø 20,64	
	80-				<b>54-0021</b>		Ø 28,60	Ch -1318391
	-91				<b>54-0022</b>		Ø 28,60	Ch 1318392-
	80-91				<b>55-0024</b>		Ø 19,05	
2.2 Eng. 851X(ZDJL) (84-85kW)	81-93				<b>05-0085</b>		Ø 20,64	
	81-				<b>54-0021</b>		Ø 28,60	Ch -1318391
	81-93				<b>54-0022</b>		Ø 28,60	
	81-93				<b>55-0024</b>		Ø 19,05	
2.2i T. Eng. 176B(N9TE) (114kW)	84-88				<b>05-0085</b>		Ø 20,64	
	84-				<b>54-0021</b>		Ø 28,60	Ch -1318391
	84-88				<b>54-0022</b>		Ø 28,60	
	84-88				<b>55-0024</b>		Ø 19,05	
2.2i T. Eng. 176W(N9TEA) (128kW)	87-88				<b>05-0085</b>		Ø 20,64	
	87-				<b>54-0021</b>		Ø 28,60	Ch -1318391
	87-88				<b>54-0022</b>		Ø 28,60	
	87-88				<b>55-0024</b>		Ø 19,05	
2.2i T. Eng. 176X(N9TE) (110kW)	86-87				<b>05-0085</b>		Ø 20,64	
	86-				<b>54-0021</b>		Ø 28,60	Ch -1318391
	86-87				<b>54-0022</b>		Ø 28,60	
	86-87				<b>55-0024</b>		Ø 19,05	
2.3 D Eng. 147(XD2) (47-51-59kW)	-86		R		<b>04-0583</b>	Bdx	Ø 20,64	Ch 1214235-
	-86		R		<b>04-0365</b>	Luc	Ø 20,64	Ch 1214235-
	82-		R	L	<b>04-0171</b>	Bdx	Ø 22,00	Ch -1214234, Export
	82-		R	L	<b>04-0158</b>	Luc	Ø 22,22	Ch -1214234
	82-		R	R	<b>04-0172</b>	Bdx	Ø 22,00	Ch -1214234, Export
	82-		R	R	<b>04-0159</b>	Luc	Ø 22,22	Ch -1214234
	82-				<b>54-0021</b>		Ø 28,60	Ch -1318391
	-86				<b>54-0022</b>		Ø 28,60	Ch 1318392-
82-86				<b>55-0024</b>		Ø 19,05		
2.3 TD Eng. 147(XD2S) (54-59kW)	-86		R		<b>04-0583</b>	Bdx	Ø 20,64	Ch 1214235-
	-86		R		<b>04-0365</b>	Luc	Ø 20,64	Ch 1214235-
	80-86				<b>05-0085</b>		Ø 20,64	
	80-				<b>54-0021</b>		Ø 28,60	Ch -1318391
	-86				<b>54-0022</b>		Ø 28,60	Ch 1318392-
	80-86				<b>55-0024</b>		Ø 19,05	
2.5 D Eng. 155(XD3) (51-55kW)	-83		R		<b>04-0583</b>	Bdx	Ø 20,64	Ch 1214235-
	-83		R		<b>04-0365</b>	Luc	Ø 20,64	Ch 1214235-
	81-93				<b>05-0085</b>		Ø 20,64	
	81-				<b>54-0021</b>		Ø 28,60	Ch -1318391
	-93				<b>54-0022</b>		Ø 28,60	Ch 1318392-
	81-93				<b>55-0024</b>		Ø 19,05	
2.5 TD Eng. 152A(XD3T) (66kW)	-83		R		<b>04-0583</b>	Bdx	Ø 20,64	Ch 1214235-
	-83		R		<b>04-0365</b>	Luc	Ø 20,64	Ch 1214235-
	83-93				<b>05-0085</b>		Ø 20,64	
	83-				<b>54-0021</b>		Ø 28,60	Ch -1318391
	-93				<b>54-0022</b>		Ø 28,60	Ch 1318392-
	83-93				<b>55-0024</b>		Ø 19,05	
2.5 TD Eng. 152B(XD3TE) (77kW)	-83		R		<b>04-0583</b>	Bdx	Ø 20,64	Ch 1214235-
	-83		R		<b>04-0365</b>	Luc	Ø 20,64	Ch 1214235-
	86-93				<b>05-0085</b>		Ø 20,64	
	86-				<b>54-0021</b>		Ø 28,60	Ch -1318391
	-93				<b>54-0022</b>		Ø 28,60	Ch 1318392-
	86-93				<b>55-0024</b>		Ø 19,05	
2.8 GTI V6 Eng. 154X(ZN3J) (105-125kW)	86-				<b>54-0021</b>		Ø 28,60	Ch -1318391
	-93				<b>54-0022</b>		Ø 28,60	Ch 1318392-
	86-93				<b>55-0024</b>		Ø 19,05	
<b>505 Break (551D) 6/81-12/93</b>								
1.8 Eng. 105(XM7/ A) (60-62kW)	82-86		R		<b>04-0364</b>	Luc	Ø 22,20	
	82-86				<b>05-0126</b>		Ø 20,64	
1.8 Eng. 105(XM7/ P) (55kW)	81-85		R		<b>04-0364</b>	Luc	Ø 22,20	
	81-85				<b>05-0126</b>		Ø 20,64	
2.0 Eng. 106(XN1) (69kW)	83-85		R		<b>04-0364</b>	Luc	Ø 22,20	
	71-84		R	R	<b>04-0174</b>		Ø 22,00	Export
	83-85				<b>05-0126</b>		Ø 20,64	

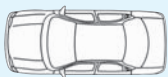


































		Spare Parts	F/R	L/R	METELLI ref.		DIMENSIONS mm.	NOTE
2.0 Eng. 106E(XN1A) (72kW)	85-87		R		04-0364	Luc	Ø 22,20	
	85-87				05-0126		Ø 20,64	
2.2 Eng. 851X(ZDJL) (84-85kW)	86-93		R		04-0364	Luc	Ø 22,20	
	86-93				05-0126		Ø 20,64	
2.2 GTI Eng. 851B(ZDJL) (85-96kW)	85-86		R		04-0364	Luc	Ø 22,20	
	85-86				05-0126		Ø 20,64	
2.3 D Eng. 147(XD2) (59kW)	82-86		R		04-0364	Luc	Ø 22,20	
	82-86				05-0126		Ø 20,64	
2.5 D Eng. 155(XD3) (51-55-66kW)	86-93		R		04-0364	Luc	Ø 22,20	
	86-93				05-0126		Ø 20,64	
2.5 D Eng. 155(XD3) (55kW)	83-93		R		04-0364	Luc	Ø 22,20	
	83-93				05-0126		Ø 20,64	
2.5 TD Eng. 152A(XD3T) (66kW)	85-87		R		04-0364	Luc	Ø 22,20	
	85-87				05-0126		Ø 20,64	
2.5 TD Eng. 152B(XD3TE) (77kW)	86-93		R		04-0364	Luc	Ø 22,20	
	86-93				05-0126		Ø 20,64	
<b>604 8/77-7/87</b>								
2.3 TD Eng. 147(XD2S) (54-59kW)	79-83				54-0022		Ø 28,60	
	79-83				55-0024		Ø 19,05	
2.7 Eng. 112(ZM) (100kW)	77-83				54-0021		Ø 28,60	
	77-83				55-0024		Ø 19,05	
2.7 TI, STI Eng. 140(ZMJ) (106kW)	77-83				54-0021		Ø 28,60	
	77-83				55-0024		Ø 19,05	
<b>605 (6B) 6/89-9/99</b>								
2.0 Eng. R5A(XU10M) (79kW)	90-99				05-0228	Bdx	Ø 22,20	-ABS
	90-99				05-0227	Bdx	Ø 22,20	ABS:Bosch, +ABS
2.0 Eng. RFZ(XU10J2Z) (89kW)	89-99				05-0228	Bdx	Ø 22,20	-ABS
	89-99				05-0227	Bdx	Ø 22,20	ABS:Bosch, +ABS
2.0 16v Eng. RFV(XU10J4R) (97kW)	94-99				05-0228	Bdx	Ø 22,20	-ABS
	94-99				05-0227	Bdx	Ø 22,20	ABS:Bosch, +ABS
2.1 D Eng. P9A(XUD11A) (60kW)	89-95				05-0228	Bdx	Ø 22,20	-ABS
	89-95				05-0227	Bdx	Ø 22,20	ABS:Bosch, +ABS
2.1 TD 12v Eng. P8C(XUD11BTE) (80kW)	94-99				05-0228	Bdx	Ø 22,20	-ABS
	94-99				05-0227	Bdx	Ø 22,20	ABS:Bosch, +ABS
2.1 TD 12v Eng. PHZ(XUD11ATE) (80kW)	89-99				05-0228	Bdx	Ø 22,20	-ABS
	89-99				05-0227	Bdx	Ø 22,20	ABS:Bosch, +ABS
3.0 V6 12v Eng. UFZ(ZPJ) (123kW)	89-99				05-0228	Bdx	Ø 22,20	-ABS
	89-99				05-0227	Bdx	Ø 22,20	ABS:Bosch, +ABS
<b>607 (9D) 2/00-</b>								
2.0 16v Eng. RFN(EW10J4) (100kW)	2/00-				54-0046	Fte	Ø 19,05	Pla, G.Box ML5C
	2/00-				54-0064		Ø 23,81	G.Box ML5T
2.0 HDi Eng. RHZ(DW10ATED) (80kW)	00-				54-0064		Ø 23,81	G.Box ML6T
	00-04				54-0046	Fte	Ø 19,05	Pla, G.Box ML6C
2.0 HDi 16v Eng. RHR(DW10BTED4) (100kW)	05-				54-0046	Fte	Ø 19,05	Pla
2.2 16v Eng. 3FY(EW12J4) (120kW)	05-				54-0046	Fte	Ø 19,05	Pla
2.2 16v Eng. 3FZ(EW12J4) (116kW)	00-				54-0046	Fte	Ø 19,05	Pla, G.Box ML5C
	2/00-				54-0064		Ø 23,81	G.Box ML5T
2.2 HDi Eng. 4HX(DW12TED4-FAP) (98kW)	00-05				54-0046	Fte	Ø 19,05	Pla, G.Box ML6C
	2/00-				54-0064		Ø 23,81	G.Box ML6T
3.0 V6 24v Eng. XFX(ES9J4S) (152kW)	2/00-				54-0064		Ø 23,81	
<b>806 (221) 6/94-8/02</b>								
1.8 Eng. LFW(XU7JP) (73kW)	6/95-		R		04-0642		Ø 19,05	
					05-0323		Ø 22,20	Ch 08207-, +ABS
	6/95-				05-0326		Ø 22,20	Ch 08207-, -ABS
					05-0227	Bdx	Ø 22,20	Ch -08206, +ABS
6/95-				05-0228	Bdx	Ø 22,20	Ch -08206, -ABS	
	1.9 TD Eng. DHX(XUD9TE) (66-68kW)	95-8/02		R		04-0642		Ø 19,05
-02					05-0411	Bosch	Ø 23,81	Ch 08207-, +ABS
-02					05-0325	Bosch	Ø 23,81	Ch 08207-, -ABS
95-					05-0252		Ø 23,81	Ch -08206, +ABS
95-				05-0253		Ø 23,81	Ch -08206, -ABS	
1.9 TD Eng. DHY(XUD9TE) (66-68kW)	97-02		R		04-0642		Ø 19,05	
	-02				05-0411	Bosch	Ø 23,81	Ch 08207-, +ABS
	-02				05-0325	Bosch	Ø 23,81	Ch 08207-, -ABS

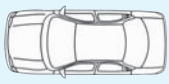

























		Spare Parts	F/R	L/R	METELLI ref.		DIMENSIONS mm.	NOTE
1.9 TD Eng. DHY(XUD9TE) (66-68kW)	97-				<b>05-0252</b>		Ø 23,81	Ch -08206, +ABS
	97-				<b>05-0253</b>		Ø 23,81	Ch -08206, -ABS
2.0 Eng. RFU(XU10J2) (89kW)	6/94-5/99		R		<b>04-0642</b>		Ø 19,05	
	-02				<b>05-0411</b>	Bosch	Ø 23,81	Ch 08207-, +ABS
	-02				<b>05-0325</b>	Bosch	Ø 23,81	Ch 08207-, -ABS
	94-				<b>05-0252</b>		Ø 23,81	Ch -08206, +ABS
	94-				<b>05-0253</b>		Ø 23,81	Ch -08206, -ABS
2.0 16v Eng. RFN(EW10J4) (100kW)	00-				<b>05-0252</b>		Ø 23,81	Ch -08206, +ABS
	00-				<b>05-0253</b>		Ø 23,81	Ch -08206, -ABS
	-02				<b>05-0411</b>	Bosch	Ø 23,81	Ch 08207-, +ABS
	-02				<b>05-0325</b>	Bosch	Ø 23,81	Ch 08207-, -ABS
2.0 16v Eng. RFV(XU10J4R) (97kW)	-00				<b>05-0411</b>	Bosch	Ø 23,81	Ch 08207-, +ABS
	-00				<b>05-0325</b>	Bosch	Ø 23,81	Ch 08207-, -ABS
	98-				<b>05-0252</b>		Ø 23,81	Ch -08206, +ABS
	98-				<b>05-0253</b>		Ø 23,81	Ch -08206, -ABS
2.0 HDi, 16v Eng. RHW/ RHZ(DW10ATED4) (80kW)	99-02		R		<b>04-0642</b>		Ø 19,05	-ABS
	10/99-02				<b>05-0411</b>	Bosch	Ø 23,81	+ABS
	10/99-02				<b>05-0325</b>	Bosch	Ø 23,81	-ABS
	8/99-8/02				<b>54-0064</b>		Ø 23,81	
	8/99-8/02				<b>55-0083</b>		Ø 19,05	
2.0 T. Eng. RGX(XU10J2TE) (108kW)	-02				<b>05-0411</b>	Bosch	Ø 23,81	Ch 08207-, +ABS
	-02				<b>05-0325</b>	Bosch	Ø 23,81	Ch 08207-, -ABS
	94-				<b>05-0252</b>		Ø 23,81	Ch -08206, +ABS
	94-				<b>05-0253</b>		Ø 23,81	Ch -08206, -ABS
	99-				<b>05-0252</b>		Ø 23,81	Ch -08206, +ABS
2.1 TD 12v Eng. PHZ/ P8C(XUD11ATE/ BTE) (80kW)	3/96-5/99		R		<b>04-0642</b>		Ø 19,05	
	96-				<b>05-0252</b>		Ø 23,81	Ch -08206, +ABS
	96-				<b>05-0253</b>		Ø 23,81	Ch -08206, -ABS
	-99				<b>05-0411</b>	Bosch	Ø 23,81	Ch 08207-, +ABS
	-99				<b>05-0325</b>	Bosch	Ø 23,81	Ch 08207-, -ABS
<b>807 (E) 6/02-</b>								
2.0 16v Eng. RFJ(EW10A) (103kW)	05-				<b>54-0046</b>	Fte	Ø 19,05	Pla
	9/05-				<b>55-0083</b>		Ø 19,05	
2.0 16v Eng. RFN(EW10J4) (100kW)	02-				<b>54-0046</b>	Fte	Ø 19,05	Pla
	6/02-				<b>55-0083</b>		Ø 19,05	
2.0 HDi FAP Eng. RHW(DW10ATED4) (79-80kW)	6/02-				<b>54-0064</b>		Ø 23,81	
	6/02-				<b>55-0083</b>		Ø 19,05	
2.2 16v Eng. 3FZ(EW12J4) (116kW)	02-				<b>54-0046</b>	Fte	Ø 19,05	Pla
	6/02-				<b>55-0083</b>		Ø 19,05	
2.2 HDi Eng. 4HX(DW12TED4-FAP) (94-98kW)	6/02-				<b>54-0064</b>		Ø 23,81	
	6/02-				<b>55-0083</b>		Ø 19,05	

## PEUGEOT LCV

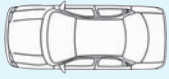





























<b>205 Van 10/87-</b>								
1.1 Eng. 109N(XW7) (36kW)	87-98		R	L	<b>04-0343</b>	Bdx	Ø 19,05	CRCI
	87-98		R	L	<b>04-0347</b>	Luc	Ø 19,05	CRCI
	87-98		R	R	<b>04-0344</b>	Bdx	Ø 19,05	CRCI
	87-98		R	R	<b>04-0348</b>	Luc	Ø 19,05	CRCI
	87-98				<b>05-0061</b>		Ø 19,00	-ABS, +Servo, 3 Connections
	87-98				<b>05-0059</b>		Ø 20,64	+Servo, 4 Connections
	87-98				<b>05-0191</b>	Ate	Ø 19,05	+Servo, 4 Connections
	87-98				<b>05-0225</b>	Ate	Ø 20,64	+Servo
	90-98				<b>05-0146</b>		Ø 20,64	+ABS, +Servo
1.8 D Eng. 161A(XUD7) (44kW)	94-		R		<b>04-0365</b>		Ø 20,64	
	94-				<b>05-0059</b>		Ø 20,64	
<b>306 Van 5/93-</b>								
1.4 SL Eng. KFW/ KFX(TU3JP)/ KDX(TU3MC) (55kW)	93-		R		<b>04-0647</b>	Bdx	Ø 20,64	
	93-				<b>05-0359</b>	Ate	Ø 22,20	Alu, -ABS
1.6 SR, Cabrio Eng. NFZ(TU5JP) (65kW)	93-00		R		<b>04-0647</b>	Bdx	Ø 20,64	
	93-00				<b>05-0359</b>	Ate	Ø 22,20	Alu, -ABS
	97-8/00				<b>05-0365</b>	Bosch	Ø 22,20	Alu, +ABS
1.8 D Eng. A9A(XUD7) (43kW)	93-		R		<b>04-0647</b>	Bdx	Ø 20,64	
	93-				<b>05-0359</b>	Ate	Ø 22,20	Alu, -ABS
1.9 D Eng. DHV(XUD9BSD) (55kW)	98-		R		<b>04-0647</b>	Bdx	Ø 20,64	
	98-				<b>05-0359</b>	Ate	Ø 22,20	Alu, -ABS

		Spare Parts	F/R	L/R	METELLI ref.		DIMENSIONS mm.	NOTE
1.9 SLD Eng. DJY(XUD9A) (50kW)	94-		R		<b>04-0647</b>	Bdx	Ø 20,64	
	94-				<b>05-0359</b>	Ate	Ø 22,20	Alu, -ABS
<b>Bipper 2/08-</b>								
1.4 Eng. KFV(TU3A) (54kW)	08-		R		<b>04-0933</b>	Ap	Ø 20,64	Alu
1.4 HDi Eng. DV4TED (50kW)	08-		R		<b>04-0933</b>	Ap	Ø 20,64	Alu
<b>Boxer I (230) 3/94-4/02</b>								
1.9 D Eng. D8C(XUD9AU) (51kW)	94-02		R		<b>04-0634</b>		Ø 25,40	10-14Q
	1/95-02				<b>05-0237</b>		Ø 23,81	10-14Q, +ABS
	1/95-02				<b>05-0240</b>		Ø 23,81	10-14Q, -ABS
	2/94-12/94				<b>05-0238</b>		Ø 22,20	10-14Q, +ABS
	2/94-12/94				<b>05-0241</b>		Ø 22,20	10-14Q, -ABS
1.9 D Eng. DJY(XUD9A) (50kW)	99-02		R		<b>04-0634</b>		Ø 25,40	10-14Q
	99-02				<b>05-0237</b>		Ø 23,81	10-14Q, +ABS
	99-02				<b>05-0240</b>		Ø 23,81	10-14Q, -ABS
1.9 TD Eng. DHY(XUD9TE) (66-68kW)	2/94-		R		<b>04-0634</b>		Ø 25,40	10-14Q
	1/95-				<b>05-0237</b>		Ø 23,81	10-14Q, +ABS
	1/95-				<b>05-0240</b>		Ø 23,81	10-14Q, -ABS
	2/94-12/94				<b>05-0238</b>		Ø 22,20	10-14Q, +ABS
	2/94-12/94				<b>05-0241</b>		Ø 22,20	10-14Q, -ABS
1.9 TD, 4WD Eng. D8C(XUD9UTF) (68kW)	2/94-		R		<b>04-0634</b>		Ø 25,40	10-14Q
	1/95-				<b>05-0237</b>		Ø 23,81	10-14Q, +ABS
	1/95-				<b>05-0240</b>		Ø 23,81	10-14Q, -ABS
	2/94-12/94				<b>05-0238</b>		Ø 22,20	10-14Q, +ABS
	2/94-12/94				<b>05-0241</b>		Ø 22,20	10-14Q, -ABS
2.0 HDi Eng. RHV(DW10UTD) (62kW)	01-02		R		<b>04-0635</b>		Ø 27,00	10-14Q
	01-02		R		<b>04-0636</b>		Ø 28,60	18Q
	01-02				<b>05-0236</b>		Ø 25,40	+ABS
	01-02				<b>05-0239</b>		Ø 25,40	-ABS
	2.0, 4WD Eng. RFW(XU10J2/ C) (80kW)	94-02		R		<b>04-0634</b>		Ø 25,40
94-02			R		<b>04-0636</b>		Ø 28,60	18Q
1/95-02					<b>05-0237</b>		Ø 23,81	10-14Q, +ABS
1/95-02					<b>05-0240</b>		Ø 23,81	10-14Q, -ABS
2/94-12/94					<b>05-0238</b>		Ø 22,20	10-14Q, +ABS
2/94-12/94					<b>05-0241</b>		Ø 22,20	10-14Q, -ABS
94-02					<b>05-0236</b>		Ø 25,40	18Q, +ABS
94-02					<b>05-0239</b>		Ø 25,40	18Q, -ABS
2.5 D, 4WD Eng. T9A(DJ5) (63kW)	2/94-		R		<b>04-0634</b>		Ø 25,40	10-14Q
	2/94-		R		<b>04-0636</b>		Ø 28,60	18Q
	1/95-				<b>05-0237</b>		Ø 23,81	10-14Q, +ABS
	1/95-				<b>05-0240</b>		Ø 23,81	10-14Q, -ABS
	2/94-				<b>05-0236</b>		Ø 25,40	18Q, +ABS
	2/94-				<b>05-0239</b>		Ø 25,40	18Q, -ABS
	2/94-12/94				<b>05-0238</b>		Ø 22,20	10-14Q, +ABS
	2/94-12/94				<b>05-0241</b>		Ø 22,20	10-14Q, -ABS
2.5 TD, 4WD Eng. T8A(DJ5T) (76-95kW)	2/94-		R		<b>04-0635</b>		Ø 27,00	10-14Q
	2/94-		R		<b>04-0636</b>		Ø 28,60	18Q
	1/95-				<b>05-0237</b>		Ø 23,81	10-14Q, +ABS
	1/95-				<b>05-0240</b>		Ø 23,81	10-14Q, -ABS
	2/94-				<b>05-0236</b>		Ø 25,40	18Q, +ABS
	2/94-				<b>05-0239</b>		Ø 25,40	18Q, -ABS
	2/94-12/94				<b>05-0238</b>		Ø 22,20	10-14Q, +ABS
	2/94-12/94				<b>05-0241</b>		Ø 22,20	10-14Q, -ABS
2.5 TDi, 4WD Eng. THX(DJ5TED) (79kW)	97-02		R		<b>04-0635</b>		Ø 27,00	10-14Q
	97-02		R		<b>04-0636</b>		Ø 28,60	18Q
	97-02				<b>05-0237</b>		Ø 23,81	10-14Q, +ABS
	97-02				<b>05-0240</b>		Ø 23,81	10-14Q, -ABS
	97-02				<b>05-0236</b>		Ø 25,40	18Q, +ABS
	97-02				<b>05-0239</b>		Ø 25,40	18Q, -ABS
2.8 HDi Eng. 8140.43S (94kW)	00-02		R		<b>04-0636</b>		Ø 28,60	18Q
	00-02				<b>05-0236</b>		Ø 25,40	18Q, +ABS
	00-02				<b>05-0239</b>		Ø 25,40	18Q, -ABS
<b>Boxer II (244) 4/02-3/06</b>								
2.0 Eng. RFL(XU10J2U) (81kW)	4/02-				<b>05-0481</b>		Ø 25,40	+ABS
	4/02-				<b>05-0446</b>	Bosch	Ø 25,40	-ABS, M/T




		Spare Parts	F/R	L/R	METELLI ref.		DIMENSIONS mm.	NOTE
2.0 HDi Eng. RHV(DW10UTD) (62kW)	4/02-				<b>05-0481</b>		Ø 25,40	+ABS
	4/02-				<b>05-0446</b>	Bosch	Ø 25,40	-ABS, M/T
2.2 HDi Eng. 4HY(DW12UTED) (74kW)	4/02-				<b>05-0481</b>		Ø 25,40	+ABS
	4/02-				<b>05-0446</b>	Bosch	Ø 25,40	-ABS, M/T
2.8 HDi, 4WD Eng. 8140.43S (94kW)	4/02-				<b>05-0481</b>		Ø 25,40	+ABS
	4/02-				<b>05-0446</b>	Bosch	Ø 25,40	-ABS, M/T
<b>Expert I 2/96-12/06</b>								
1.6 Eng. 220A2.000 (58kW)	96-		R		<b>04-0642</b>		Ø 19,05	Ch -8206
					<b>05-0326</b>	Bosch	Ø 22,20	Ch 8207-, -ABS
	96-				<b>05-0253</b>		Ø 23,81	-ABS
					<b>05-0252</b>		Ø 23,81	Ch -8206, +ABS
					<b>05-0228</b>	Bdx	Ø 22,20	-ABS
96-				<b>05-0227</b>	Bdx	Ø 22,20	Ch -8206, +ABS	
				<b>05-0227</b>	Bdx	Ø 22,20	Ch -8206, +ABS	
1.9 D Eng. D9B/ C(XUD9/ AU/ Y) (48-51kW)	96-		R		<b>04-0642</b>		Ø 19,05	Ch -8206
					<b>05-0326</b>	Bosch	Ø 22,20	Ch 8207-, -ABS
	96-				<b>05-0253</b>		Ø 23,81	-ABS
					<b>05-0252</b>		Ø 23,81	Ch -8206, +ABS
					<b>05-0228</b>	Bdx	Ø 22,20	-ABS
96-				<b>05-0227</b>	Bdx	Ø 22,20	Ch -8206, +ABS	
				<b>05-0227</b>	Bdx	Ø 22,20	Ch -8206, +ABS	
1.9 D Eng. WJZ(DW8) (51kW)	98-		R		<b>04-0642</b>		Ø 19,05	Ch -8206
					<b>05-0326</b>	Bosch	Ø 22,20	Ch 8207-, -ABS
	98-				<b>05-0253</b>		Ø 23,81	-ABS
					<b>05-0252</b>		Ø 23,81	Ch -8206, +ABS
					<b>05-0228</b>	Bdx	Ø 22,20	-ABS
98-				<b>05-0227</b>	Bdx	Ø 22,20	Ch -8206, +ABS	
				<b>05-0227</b>	Bdx	Ø 22,20	Ch -8206, +ABS	
1.9 TD Eng. DHX(XUD9TE) (66-68kW)	96-		R		<b>04-0642</b>		Ø 19,05	Ch -8206
					<b>05-0326</b>	Bosch	Ø 22,20	Ch 8207-, -ABS
	96-				<b>05-0253</b>		Ø 23,81	-ABS
					<b>05-0252</b>		Ø 23,81	Ch -8206, +ABS
					<b>05-0228</b>	Bdx	Ø 22,20	-ABS
96-				<b>05-0227</b>	Bdx	Ø 22,20	Ch -8206, +ABS	
				<b>05-0227</b>	Bdx	Ø 22,20	Ch -8206, +ABS	
2.0 16v Eng. RFN(EW10J4) (100kW)	7/00-				<b>05-0323</b>	Bosch	Ø 22,20	+ABS
	7/00-				<b>05-0411</b>	Bosch	Ø 23,81	+ABS
	7/00-				<b>05-0325</b>	Bosch	Ø 23,81	-ABS
2.0 HDi Eng. RHX(DW10BTED) (69kW)	00-		R		<b>04-0642</b>		Ø 19,05	
					<b>05-0323</b>	Bosch	Ø 22,20	+ABS
	00-				<b>05-0325</b>	Bosch	Ø 23,81	-ABS
					<b>05-0411</b>	Bosch	Ø 23,81	+ABS
	7/00-				<b>54-0064</b>		Ø 23,81	
	7/00-				<b>55-0083</b>		Ø 19,05	
2.0 HDi, 16v Eng. RHW/ RHZ(DW10ATED4) (80kW)	00-		R		<b>04-0642</b>		Ø 19,05	
					<b>05-0323</b>	Bosch	Ø 22,20	+ABS
	00-				<b>05-0325</b>	Bosch	Ø 23,81	-ABS
					<b>05-0411</b>	Bosch	Ø 23,81	+ABS
	7/00-				<b>54-0064</b>		Ø 23,81	
7/00-				<b>55-0083</b>		Ø 19,05		
<b>Expert II 1/07-</b>								
1.6 HDi 16v Eng. DV6UTED4 (66kW)	07-		R		<b>04-0966</b>	Trw	Ø 22,20	Alu
	07-				<b>05-0732</b>	Ate	Ø 25,40	Alu
2.0 16v Eng. RFJ(EW10A) (103kW)	07-				<b>05-0732</b>	Ate	Ø 25,40	Alu
2.0 HDi Eng. DW10UTED4 (88kW)	07-		R		<b>04-0966</b>	Trw	Ø 22,20	Alu
					<b>05-0732</b>	Ate	Ø 25,40	Alu
2.0 HDi 16v Eng. RHR(DW10BTED4) (100kW)	07-		R		<b>04-0966</b>	Trw	Ø 22,20	Alu
					<b>05-0732</b>	Ate	Ø 25,40	Alu
<b>J5 (280/290) 9/81-</b>								
1.8 Eng. 169B(XM7T) (51kW)	83-		R		<b>04-0613</b>		Ø 22,22	Ch 77160-, 8Q
					<b>04-0249</b>		Ø 25,40	Ch 77160-, Exc. 8-18Q
					<b>04-0250</b>		Ø 26,99	Ch 77160-, 18Q
					<b>04-0181</b>		Ø 22,22	Ch -77159
	83-				<b>05-0130</b>		Ø 22,20	
					<b>09-0013</b>		Ø	Ch 77160-, Alu, 18Q
	83-				<b>09-0012</b>		Ø	Ch 77160-, Alu, Exc. 18Q
				<b>09-0013</b>		Ø	Ch -77159, Alu	

		Spare Parts	F/R	L/R	METELLI ref.		DIMENSIONS mm.	NOTE	
1.9 D Eng. D9B(XUD9/ A/ Y) (51kW)	90-		R		04-0613		Ø 22,22	Ch 77160-, 8Q	
			R		04-0249		Ø 25,40	Ch 77160-, Exc. 8-18Q	
			R		04-0250		Ø 26,99	Ch 77160-, 18Q	
			R		04-0181		Ø 22,22	Ch -77159	
	90-				05-0130		Ø 22,20		
	90-				09-0013		Ø	Ch 77160-, Alu, 18Q	
					09-0012		Ø	Ch 77160-, Alu, Exc. 18Q	
					09-0013		Ø	Ch -77159, Alu	
	2.0 Eng. 170A/ B(XN1T) (58kW)	83-		R		04-0613		Ø 22,22	Ch 77160-, 8Q
				R		04-0249		Ø 25,40	Ch 77160-, Exc. 8-18Q
R					04-0250		Ø 26,99	Ch 77160-, 18Q	
R					04-0181		Ø 22,22	Ch -77159	
83-					05-0130		Ø 22,20		
83-					09-0013		Ø	Ch 77160-, Alu, 18Q	
					09-0012		Ø	Ch 77160-, Alu, Exc. 18Q	
					09-0013		Ø	Ch -77159, Alu	
2.0 Eng. 170B (55kW)		10/81- 81-90		R		04-0613		Ø 22,22	Ch 77160-, 8Q
				R		04-0249		Ø 25,40	Ch 77160-, Exc. 8-18Q
	R				04-0250		Ø 26,99	Ch 77160-, 18Q	
	R				04-0181		Ø 22,22	Ch -77159	
	10/81-				05-0130		Ø 22,20		
					09-0013		Ø	Ch 77160-, Alu, 18Q	
					09-0012		Ø	Ch 77160-, Alu, Exc. 18Q	
	10/81-				09-0013		Ø	Ch -77159, Alu	
			R		04-0613		Ø 22,22	Ch 77160-, 8Q	
			R		04-0249		Ø 25,40	Ch 77160-, Exc. 8-18Q	
2.0 Eng. 170D (62kW)	90-		R		04-0250		Ø 26,99	Ch 77160-, 18Q	
			R		04-0181		Ø 22,22	Ch -77159	
			R		05-0130		Ø 22,20		
			R		04-0613		Ø 22,22	Ch 77160-, 8Q	
	90-				09-0013		Ø	Ch 77160-, Alu, 18Q	
					09-0012		Ø	Ch 77160-, Alu, Exc. 18Q	
					09-0013		Ø	Ch -77159, Alu	
	2.5 D, 4WD Eng. CRD93(U25-661/ 651/ 673) (54-55-70kW)	10/81- 10/81-		R		04-0613		Ø 22,22	Ch 77160-, 8Q
				R		04-0249		Ø 25,40	Ch 77160-, Exc. 8-18Q
				R		04-0250		Ø 26,99	Ch 77160-, 18Q
R					04-0181		Ø 22,22	Ch -77159	
10/81-					05-0130		Ø 22,20		
					09-0013		Ø	Ch 77160-, Alu, 18Q	
					09-0012		Ø	Ch 77160-, Alu, Exc. 18Q	
10/81-					09-0013		Ø	Ch -77159, Alu	
			R		04-0613		Ø 22,22	Ch 77160-, 8Q	
			R		04-0249		Ø 25,40	Ch 77160-, Exc. 8-18Q	
2.5 TD, 4WD Eng. CRD93LS(U25-673) (55-70kW)	90-		R		04-0250		Ø 26,99	Ch 77160-, 18Q	
			R		04-0181		Ø 22,22	Ch -77159	
			R		05-0130		Ø 22,20		
			R		04-0613		Ø 22,22	Ch 77160-, 8Q	
	90-				09-0013		Ø	Ch 77160-, Alu, 18Q	
					09-0012		Ø	Ch 77160-, Alu, Exc. 18Q	
					09-0013		Ø	Ch -77159, Alu	
	<b>J7 8/68-3/80</b>	68-70				04-0582		Ø 25,40	
						54-0019		Ø 28,60	
		73-80		R		04-0582		Ø 25,40	
					54-0019		Ø 28,60		
73-80			R		04-0582		Ø 25,40		
					54-0019		Ø 28,60		
70-80			R		04-0582		Ø 25,40		
					54-0019		Ø 28,60		
9/73-78			R		04-0582		Ø 25,40		
					54-0019		Ø 28,60		
9/73-77		R		04-0582		Ø 25,40			
				54-0019		Ø 28,60			
77-80		R		04-0582		Ø 25,40			
				54-0019		Ø 28,60			













		Spare Parts	F/R	L/R	METELLI ref.		DIMENSIONS mm.	NOTE
<b>J9 3/80-6/87</b>								
1.6 Eng. XC7/ P (44kW)	80-87			R	<b>04-0582</b>		Ø 25,40	
	80-87				<b>54-0019</b>		Ø 28,60	
2.0 Eng. XN1/ P/ T/ XNA (57kW)	80-87			R	<b>04-0582</b>		Ø 25,40	
	80-87				<b>54-0019</b>		Ø 28,60	
2.1 D Eng. XDPX90 (41-42kW)	80-87			R	<b>04-0582</b>		Ø 25,40	
	80-87				<b>54-0019</b>		Ø 28,60	
2.3 D Eng. XD2PX94 (49kW)	80-82			R	<b>04-0582</b>		Ø 25,40	
	80-82				<b>54-0019</b>		Ø 28,60	
2.5 D Eng. XD3P (53kW)	82-87			R	<b>04-0582</b>		Ø 25,40	
	82-87				<b>54-0019</b>		Ø 28,60	
<b>Partner/Ranch I (5F) 6/96-3/08</b>								
1.1 Eng. HDZ(TU1M)/ HFX(TU1JP) (44kW)	7/96-00-			R	<b>04-0650</b>	Luc	Ø 22,00	
	6/00-				<b>05-0362</b>	Bdx	Ø 23,81	Ch -09001, Alu, -ABS
	7/96-6/00				<b>05-0358</b>	Bdx	Ø 23,81	Ch -09001, Alu, +ABS
	7/96-6/00				<b>05-0355</b>	Bdx	Ø 23,81	Alu, +ABS
1.4, Bifuel Eng. KFW/ KFX(TU3JP) (55kW)	7/96-00-			R	<b>04-0650</b>	Luc	Ø 22,00	
	6/00-				<b>05-0362</b>	Bdx	Ø 23,81	Ch -09001, Alu, -ABS
	7/96-6/00				<b>05-0358</b>	Bdx	Ø 23,81	Ch -09001, Alu, +ABS
	7/96-6/00				<b>05-0355</b>	Bdx	Ø 23,81	Alu, +ABS
1.6 16v Eng. NFU(TU5JP4) (80kW)	01-7/01-			R	<b>04-0650</b>		Ø 22,00	
	7/01-02-				<b>05-0358</b>	Bdx	Ø 23,81	Ch -09001, Alu, +ABS
					<b>05-0362</b>	Bdx	Ø 23,81	Ch -09001, Alu, -ABS
					<b>05-0738</b>	Bosch	Ø 23,81	Alu, +ABS, +ESP
1.6 HDi 16v Eng. DV6ATED4 (66kW)	06-				<b>05-0738</b>	Bosch	Ø 23,81	Alu, +ABS, +ESP
1.8 Eng. LFX(XU7JB) (66kW)	5/97-9/98-00-			R	<b>04-0650</b>	Luc	Ø 22,00	
	5/97-6/00				<b>05-0362</b>	Bdx	Ø 23,81	Ch -09001, Alu, -ABS
	5/97-9/98				<b>05-0361</b>	Bdx	Ø 23,81	Alu, -ABS
1.8 D Eng. A9A(XUD7) (43kW)	96-00-			R	<b>04-0650</b>	Luc	Ø 22,00	
	6/00-				<b>05-0362</b>	Bdx	Ø 23,81	Ch -09001, Alu, -ABS
	7/96-6/00				<b>05-0358</b>	Bdx	Ø 23,81	Ch -09001, Alu, +ABS
	96-6/00				<b>05-0355</b>	Bdx	Ø 23,81	Alu, +ABS
1.9 D Eng. DJY(XUD9A/ DW8/ B) (50kW)	96-00-			R	<b>04-0650</b>	Luc	Ø 22,00	
	6/00-				<b>05-0362</b>	Bdx	Ø 23,81	Ch -09001, Alu, -ABS
	96-6/00				<b>05-0358</b>	Bdx	Ø 23,81	Ch -09001, Alu, +ABS
	96-6/00				<b>05-0355</b>	Bdx	Ø 23,81	Alu, +ABS
1.9 D, 4WD Eng. WJZ/ WJY(DW8/ B) (51kW)	98-02-			R	<b>04-0650</b>	Luc	Ø 22,00	
	02-				<b>05-0358</b>	Bdx	Ø 23,81	Ch -09001, Alu, +ABS
	98-02				<b>05-0362</b>	Bdx	Ø 23,81	Ch -09001, Alu, -ABS
2.0 HDi, 4WD Eng. RHY(DW10TD) (66kW)	98-02				<b>05-0631</b>	Ate	Ø 23,81	Alu, -ABS
	00-00-			R	<b>04-0650</b>	Luc	Ø 22,00	
	4/00-6/00				<b>05-0362</b>	Bdx	Ø 23,81	Ch -09001, Alu, -ABS
	4/00-6/00				<b>05-0355</b>	Bdx	Ø 23,81	Alu, +ABS
	6/00-02-				<b>05-0361</b>	Bdx	Ø 23,81	Alu, -ABS
					<b>05-0358</b>	Bdx	Ø 23,81	Ch -09001, Alu, +ABS
					<b>05-0738</b>	Bosch	Ø 23,81	Alu, +ABS, +ESP

## PORSCHE

















<b>Boxster I (986) 9/96-11/07</b>								
2.5 Eng. M96.20 (150kW)	-99				<b>54-0049</b>	Sachs	Ø 22,20	Ch 98XS603070-, Pla
2.7 Eng. M96.22 (162kW)	-02				<b>54-0049</b>	Sachs	Ø 22,20	Ch 98XS603070-, Pla
2.7 Eng. M96.23 (168kW)	02-				<b>54-0049</b>	Sachs	Ø 22,20	Pla

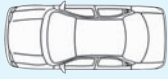





## PROTON

<b>Persona 300 3/96-</b>								
313i Eng. MitsubishiG13B (55kW)	96-			R	<b>04-0931</b>		Ø 19,05	
315 GLi/GLSi Eng. 4G15P (66kW)	96-			R	<b>04-0931</b>		Ø 19,05	
315 GLSi Eng. MitsubishiG15B (64kW)	96-			R	<b>04-0931</b>		Ø 19,05	

















		Spare Parts	F/R	L/R	METELLI ref.		DIMENSIONS mm.	NOTE
<b>Persona 400 1/94-</b>								
413 Eng. Mitsubishi-4G13 (55kW)	94-		R		04-0931		Ø 19,05	
415 GLi/GLSi Eng. Mitsubishi-4G15 (66kW)	94-		R		04-0931		Ø 19,05	
420 GLS D Eng. 4D68 (48kW)	96-		R		04-0931		Ø 19,05	
420 TD Eng. 4D68 (60kW)	96-		R		04-0931		Ø 19,05	
<b>Saga</b>								
All models			R		04-0132		Ø 19,05	

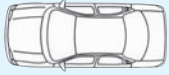

















RELIANT

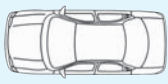


























<b>Fox 1/82-1/90</b>								
All models	82-90		F	L	04-0035		Ø 20,32	
	82-90		F	R	04-0039		Ø 20,32	
	82-90		R		04-0029		Ø 19,05	
<b>Kitten, SW 1/75-12/83</b>								
0.85 (30kW)	75-78		F	L	04-0028		Ø 23,81	Berlina, Cabrio
	78-83		F	L	04-0035		Ø 20,32	
	75-78		F	R	04-0027		Ø 23,81	Berlina, Cabrio
	78-83		F	R	04-0039		Ø 20,32	
	75-83		R		04-0029		Ø 19,05	
<b>Rebel 1/68-12/73</b>								
0.7 (23kW)	68-71		F	L	04-0034		Ø 19,05	
	68-71		F	R	04-0036		Ø 19,05	
	68-71		R		04-0038		Ø 19,05	Alu
0.75 (24kW)	71-73		F	L	04-0034		Ø 19,05	
	71-73		F	R	04-0036		Ø 19,05	
	71-73		R		04-0038		Ø 19,05	Alu
<b>Regal 1/62-1/73</b>								
All models	62-73		F	L	04-0034		Ø 19,05	
	62-73		F	R	04-0036		Ø 19,05	
	62-73		R		04-0038		Ø 19,05	Alu
<b>Regent 1/59-1/64</b>								
VAN 10CWT	59-64		F	L	04-0034		Ø 19,05	
	59-64		F	R	04-0036		Ø 19,05	
	59-64		R		04-0037		Ø 17,78	Alu
<b>Rialto 1/82-</b>								
All models	82-		F		04-0028		Ø 23,81	
	82-		R		04-0029	Ap	Ø 19,05	
	82-		R		04-0037	Luc	Ø 17,78	Alu
<b>Robin 1/75-</b>								
All models	75-		F		04-0028		Ø 23,81	
	75-		F	L	04-0034		Ø 19,05	
	75-		F	R	04-0036		Ø 19,05	
	75-		R		04-0037		Ø 17,78	Alu
	75-		R		04-0029		Ø 19,05	
	75-		R		04-0038		Ø 19,05	Alu
<b>Scimitar Cabrio 1/80-12/85</b>								
2.8 GTC (99kW)	80-85		R		04-0049		Ø 17,78	SS1
	80-85		R		04-0127		Ø 19,05	Alu, GTC, GTE, V6 Coupè
<b>Scimitar Roadster 1/85-12/90</b>								
1.3 (51kW)	-87		R		04-0049		Ø 17,78	SS1
	-87		R		04-0127		Ø 19,05	Alu, GTC, GTE, V6 Coupè
1.4 (55kW)	87-90		R		04-0049		Ø 17,78	SS1
	87-90		R		04-0127		Ø 19,05	Alu, GTC, GTE, V6 Coupè
1.6 (71kW)	-90		R		04-0049		Ø 17,78	SS1
	-90		R		04-0127		Ø 19,05	Alu, GTC, GTE, V6 Coupè
1.8 Ti (99kW)	86-90		R		04-0049		Ø 17,78	SS1
	86-90		R		04-0127		Ø 19,05	Alu, GTC, GTE, V6 Coupè
<b>Scimitar Sabre Roadster 1/92-12/95</b>								
1.4 (55kW)	1/93-8/93		R		04-0049		Ø 17,78	SS1
	1/93-8/93		R		04-0127		Ø 19,05	Alu, GTC, GTE, V6 Coupè
1.4 i (76kW)	93-95		R		04-0049		Ø 17,78	SS1
	93-95		R		04-0127		Ø 19,05	Alu, GTC, GTE, V6 Coupè
1.8 Ti (99kW)	92-94		R		04-0049		Ø 17,78	SS1
	92-94		R		04-0127		Ø 19,05	Alu, GTC, GTE, V6 Coupè

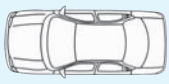









































		Spare Parts	F/R	L/R	METELLI ref.		DIMENSIONS mm.	NOTE
2.0 i (99kW)	94-95		R		<b>04-0049</b>		Ø 17,78	SS1
	94-95		R		<b>04-0127</b>		Ø 19,05	Alu, GTC, GTE, V6 Coupè
<b>Scimitar SW 1/68-12/86</b>								
2.8 GTE (99kW)	80-86		R		<b>04-0049</b>		Ø 17,78	SS1
	80-86		R		<b>04-0127</b>		Ø 19,05	Alu, GTC, GTE, V6 Coupè
3.0 GTE (99kW)	68-79		R		<b>04-0049</b>		Ø 17,78	SS1
	68-79		R		<b>04-0127</b>		Ø 19,05	Alu, GTC, GTE, V6 Coupè

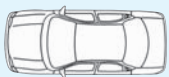



























































## RENAULT

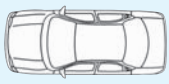























































<b>Alliance-Encore 1/83-1/87</b>										
All models	83-87		R		<b>04-0280</b>		Ø 20,64			
<b>Alpine 10/84-12/92</b>										
2.4 V6 T. (B295) Eng. Z7U702 (133kW)	84-				<b>05-0201</b>		Ø 23,81			
2.5 V6 T. (B29G) Eng. Z7U700 (151kW)	90-92				<b>05-0201</b>		Ø 23,81			
2.8 V6 (B293) Eng. Z7W700 (115kW)	87-				<b>05-0201</b>		Ø 23,81			
<b>Avantime (DE0) 9/01-</b>										
2.0 16v T. Eng. F4R760/ 761 (88-99-103-120-124kW)	01-03				<b>05-0385</b>	Ate	Ø 23,81	Alu, +ABS, -ASR		
2.2 DCi Eng. G9T702/ 742/ 743 (110kW)	02-				<b>05-0385</b>	Ate	Ø 23,81	Alu, +ABS, -ASR		
	02-03				<b>05-0687</b>	Ate	Ø 23,81	Alu, +ABS, +ASR		
3.0 V6 24v Eng. L7X722 (152kW)	01-03				<b>05-0385</b>	Ate	Ø 23,81	Alu, +ABS, -ASR		
	01-03				<b>05-0687</b>	Ate	Ø 23,81	Alu, +ABS, +ASR		
<b>Clio I (B/C57, 5/357) 5/90-9/98</b>										
1.1 (B/C571) Eng. C1E700 (25-33-35kW)	1/91-2/91		R	L	<b>04-0431</b>	Bdx	Ø 20,64	CRCI		
	1/91-2/91		R	L	<b>04-0437</b>	Luc	Ø 20,64	CRCI		
	3/91-98		R	L	<b>04-0589</b>	Bdx	Ø 20,64	CRCI		
	3/91-98		R	L	<b>04-0438</b>	Luc	Ø 20,64	CRCI		
	1/91-2/91		R	R	<b>04-0432</b>	Bdx	Ø 20,64	CRCI		
	1/91-2/91		R	R	<b>04-0438</b>	Luc	Ø 20,64	CRCI		
	3/91-98		R	R	<b>04-0590</b>	Bdx	Ø 20,64	CRCI		
	3/91-98		R	R	<b>04-0437</b>	Luc	Ø 20,64	CRCI		
	1/91-96				<b>05-0061</b>		Ø 19,00	-ABS		
	3/96-98					<b>05-0242</b>		Ø 20,64	+ABS, LHD	
	3/96-98					<b>05-0059</b>		Ø 20,64	-ABS	
	1.2 (5/357Y, 5/357K) Eng. D7F730 (40-43kW)		96-98		R	L	<b>04-0589</b>	Bdx	Ø 20,64	CRCI
			96-98		R	L	<b>04-0438</b>	Luc	Ø 20,64	CRCI
96-98		R	R		<b>04-0590</b>	Bdx	Ø 20,64	CRCI		
96-98		R	R		<b>04-0437</b>	Luc	Ø 20,64	CRCI		
1/96-12/96						<b>05-0061</b>		Ø 19,00	-ABS	
1/96-12/96						<b>05-0146</b>		Ø 20,64	+ABS, LHD	
3/96-98						<b>05-0242</b>		Ø 20,64	+ABS, LHD	
1.2 (B/C/S577) Eng. C3G720 (40kW)	1/96-12/96		R	L	<b>04-0589</b>	Bdx	Ø 20,64	CRCI		
	1/96-12/96		R	L	<b>04-0438</b>	Luc	Ø 20,64	CRCI		
	1/96-12/96		R	R	<b>04-0590</b>	Bdx	Ø 20,64	CRCI		
	1/96-12/96		R	R	<b>04-0437</b>	Luc	Ø 20,64	CRCI		
	1/96-12/96					<b>05-0061</b>		Ø 19,00	-ABS	
	1/96-12/96					<b>05-0242</b>		Ø 20,64	+ABS, LHD	
	1.2 (B/C/S57A/R/S, 5/357F/L/R) Eng. E7F700/ 750/ 708/ 706/ C3G (40-43kW)		3/91-98		R	L	<b>04-0589</b>	Bdx	Ø 20,64	CRCI
3/91-98		R	L		<b>04-0438</b>	Luc	Ø 20,64	CRCI		
5/90-2/91		R	L		<b>04-0431</b>	Bdx	Ø 20,64	CRCI		
5/90-2/91		R	L		<b>04-0437</b>	Luc	Ø 20,64	CRCI		
3/91-98		R	R		<b>04-0590</b>	Bdx	Ø 20,64	CRCI		
3/91-98		R	R		<b>04-0437</b>	Luc	Ø 20,64	CRCI		
5/90-2/91		R	R		<b>04-0432</b>	Bdx	Ø 20,64	CRCI		
5/90-2/91		R	R		<b>04-0438</b>	Luc	Ø 20,64	CRCI		
5/90-96						<b>05-0061</b>		Ø 19,00	-ABS	
94-96						<b>05-0146</b>		Ø 20,64	+ABS, LHD	
96-98						<b>05-0242</b>		Ø 20,64	+ABS, LHD	
96-98						<b>05-0059</b>		Ø 20,64	-ABS	
1.4 (B/C57T/Y/J) Eng. E7J718/ 719/ 754/ 756/ 757 (55-58-59kW)		1/91-2/91			R	L	<b>04-0431</b>	Bdx	Ø 20,64	CRCI
	1/91-2/91	R		L	<b>04-0437</b>	Luc	Ø 20,64	CRCI		
	3/91-98	R		L	<b>04-0589</b>	Bdx	Ø 20,64	CRCI		
	3/91-98	R		L	<b>04-0438</b>	Luc	Ø 20,64	CRCI		

			Spare Parts	F/R	L/R	METELLI ref.		DIMENSIONS mm.	NOTE
1.4 (B/C57T/Y/J) Eng. E7J718/ 719/ 754/ 756/ 757 (55-58-59kW)	1/91-2/91			R	R	04-0432	Bdx	Ø 20,64	CRCI
	1/91-2/91			R	R	04-0438	Luc	Ø 20,64	CRCI
	3/91-98			R	R	04-0590	Bdx	Ø 20,64	CRCI
	3/91-98			R	R	04-0437	Luc	Ø 20,64	CRCI
	1/91-3/96					05-0146		Ø 20,64	+ABS, LHD
	1/91-98					05-0061		Ø 19,00	-ABS
	1/91-98					05-0059		Ø 20,64	-ABS
	3/96-98					05-0242		Ø 20,64	+ABS, LHD
1.7 (B/C574) Eng. F2N770 (55-59-64-68kW)	1/91-2/91			R	L	04-0431	Bdx	Ø 20,64	CRCI
	1/91-2/91			R	L	04-0437	Luc	Ø 20,64	CRCI
	3/91-12/93			R	L	04-0589	Bdx	Ø 20,64	CRCI
	3/91-12/93			R	L	04-0438	Luc	Ø 20,64	CRCI
	1/91-2/91			R	R	04-0432	Bdx	Ø 20,64	CRCI
	1/91-2/91			R	R	04-0438	Luc	Ø 20,64	CRCI
	3/91-12/93			R	R	04-0590	Bdx	Ø 20,64	CRCI
	3/91-12/93			R	R	04-0437	Luc	Ø 20,64	CRCI
91-93						05-0146		Ø 20,64	+ABS, LHD
						05-0059		Ø 20,64	-ABS
1.8 (B/C578) Eng. F3P754/ 755 (64-66kW)	94-98			R	L	04-0589	Bdx	Ø 20,64	CRCI
	94-98			R	L	04-0438	Luc	Ø 20,64	CRCI
	94-98			R	R	04-0590	Bdx	Ø 20,64	CRCI
	94-98			R	R	04-0437	Luc	Ø 20,64	CRCI
	94-96					05-0059		Ø 20,64	-ABS, LHD
	96-98					05-0061		Ø 19,00	-ABS, RHD
	96-98					05-0583		Ø 19,05	+ABS, RHD
	96-98					05-0242		Ø 20,64	+ABS, LHD
1.8 (B/C57C/U) Eng. F3P710/ 714 (65kW)	91-98			R	L	04-0589	Bdx	Ø 20,64	CRCI
	91-98			R	L	04-0438	Luc	Ø 20,64	CRCI
	91-98			R	R	04-0590	Bdx	Ø 20,64	CRCI
	91-98			R	R	04-0437	Luc	Ø 20,64	CRCI
	91-98					05-0061		Ø 19,00	-ABS, RHD
	91-98					05-0583		Ø 19,05	+ABS, RHD
	91-98					05-0242		Ø 20,64	+ABS, LHD
	91-98					05-0059		Ø 20,64	-ABS, LHD
1.8 16v (C57D) Eng. F7P722 (99-101kW)	91-94					05-0061		Ø 19,00	-ABS, RHD
	91-94					05-0146		Ø 20,64	+ABS, LHD
	91-94					05-0059		Ø 20,64	-ABS, LHD
1.8 Rsi (B/C579) Eng. F3P712 (79kW)	93-95					05-0061		Ø 19,00	-ABS, RHD
	93-95					05-0146		Ø 20,64	+ABS, LHD
	93-95					05-0059		Ø 20,64	-ABS, LHD
1.8 Rsi (B/C57H) Eng. F3P758 (79-80-81kW)	95-98					05-0061		Ø 19,00	-ABS, RHD
	95-98					05-0583		Ø 19,05	+ABS, RHD
	95-98					05-0146		Ø 20,64	+ABS, LHD
	95-98					05-0059		Ø 20,64	-ABS, LHD
1.9 D (B/C/57I) Eng. F8Q640/ 682 (40kW)	97-98			R	L	04-0589	Bdx	Ø 20,64	CRCI
	97-98			R	L	04-0438	Luc	Ø 20,64	CRCI
	97-98			R	R	04-0590	Bdx	Ø 20,64	CRCI
	97-98			R	R	04-0437	Luc	Ø 20,64	CRCI
	97-98					05-0242		Ø 20,64	+ABS, LHD
	97-98					05-0059		Ø 20,64	-ABS
1.9 D (B/C/S576/57L) Eng. F8Q730/ 732 (47-66-68kW)	1/91-2/91			R	L	04-0431	Bdx	Ø 20,64	CRCI
	1/91-2/91			R	L	04-0437	Luc	Ø 20,64	CRCI
	3/91-98			R	L	04-0589	Bdx	Ø 20,64	CRCI
	3/91-98			R	L	04-0438	Luc	Ø 20,64	CRCI
	1/91-2/91			R	R	04-0432	Bdx	Ø 20,64	CRCI
	1/91-2/91			R	R	04-0438	Luc	Ø 20,64	CRCI
	3/91-98			R	R	04-0590	Bdx	Ø 20,64	CRCI
	3/91-98			R	R	04-0437	Luc	Ø 20,64	CRCI
	1/91-96					05-0146		Ø 20,64	+ABS, LHD
	1/91-98					05-0061		Ø 19,00	-ABS
	1/91-98					05-0059		Ø 20,64	-ABS
3/96-98					05-0583		Ø 19,05	+ABS, RHD	
3/96-98					05-0242		Ø 20,64	+ABS, LHD	

































		Spare Parts	F/R	L/R	METELLI ref.		DIMENSIONS mm.	NOTE
2.0 Williams (B/C57M) Eng. F7R700 (108kW)	94-98				<b>05-0059</b>		Ø 20,64	-ABS
Electric RT	96-98		R		<b>04-0364</b>	Luc	Ø 22,20	
	3/96-98				<b>05-0059</b>		Ø 20,64	-ABS
	96-98				<b>05-0242</b>		Ø 20,64	+ABS
<b>Clio II (B/C/B0/1) 9/98-5/05</b>								
1.2 (B/CB0F/A, B/CB10/K, B/CB2 D/H) Eng. D7F710/ 720/ 726 (40-43kW)	9/98-		R		<b>04-0744</b>	Bosch	Ø 17,46	Alu, +ABS
	9/98-		R		<b>04-0743</b>	Bosch	Ø 19,05	-ABS
	9/98-		R		<b>04-0703</b>	Luc	Ø 17,78	+ABS
	9/98-				<b>05-0420</b>	Ate	Ø 20,64	Alu, +ABS
	9/98-				<b>05-0388</b>	Ate	Ø 20,64	Alu, -ABS
	9/98-				<b>05-0416</b>	Bosch	Ø 20,64	Alu, +ABS
	9/98-				<b>05-0319</b>	Bosch	Ø 20,64	Alu, -ABS
1.2 16v (B/CB05) Eng. D4F712/ 714 (55kW)	6/01-		R		<b>04-0744</b>	Bosch	Ø 17,46	Alu, +ABS
	6/01-		R		<b>04-0703</b>	Luc	Ø 17,78	+ABS
	6/01-				<b>05-0420</b>	Ate	Ø 20,64	Alu, +ABS
	6/01-				<b>05-0416</b>	Bosch	Ø 20,64	Alu, +ABS
1.4 (B/CB0C) Eng. E7J780 (55kW)	9/98-		R		<b>04-0744</b>	Bosch	Ø 17,46	Alu, +ABS
	9/98-		R		<b>04-0743</b>	Bosch	Ø 19,05	-ABS
	9/98-		R		<b>04-0703</b>	Luc	Ø 17,78	+ABS
	9/98-				<b>05-0420</b>	Ate	Ø 20,64	Alu, +ABS
	9/98-				<b>05-0388</b>	Ate	Ø 20,64	Alu, -ABS
	9/98-				<b>05-0416</b>	Bosch	Ø 20,64	Alu, +ABS
	9/98-				<b>05-0319</b>	Bosch	Ø 20,64	Alu, -ABS
1.4 16v (B/CB0L) Eng. K4J712/ 713 (70kW)	99-8/00		R		<b>04-0744</b>	Bosch	Ø 17,46	Alu, +ABS
	99-8/00		R		<b>04-0743</b>	Bosch	Ø 19,05	-ABS
	99-8/00		R		<b>04-0703</b>	Luc	Ø 17,78	+ABS
	99-8/00				<b>05-0420</b>	Ate	Ø 20,64	Alu, +ABS
	99-8/00				<b>05-0388</b>	Ate	Ø 20,64	Alu, -ABS
	99-8/00				<b>05-0416</b>	Bosch	Ø 20,64	Alu, +ABS
	99-8/00				<b>05-0319</b>	Bosch	Ø 20,64	Alu, -ABS
1.4 16v (B/CB0P) Eng. K4J700/ 712/ 713 (72kW)	00-		R		<b>04-0744</b>	Bosch	Ø 17,46	Alu, +ABS
	00-		R		<b>04-0743</b>	Bosch	Ø 19,05	-ABS
	00-		R		<b>04-0703</b>	Luc	Ø 17,78	+ABS
	00-01				<b>05-0420</b>	Ate	Ø 20,64	Alu, +ABS
	00-01				<b>05-0388</b>	Ate	Ø 20,64	Alu, -ABS
	00-01				<b>05-0416</b>	Bosch	Ø 20,64	Alu, +ABS
	00-01				<b>05-0319</b>	Bosch	Ø 20,64	Alu, -ABS
	01-				<b>05-0584</b>	Ate	Ø 20,64	Alu, +TC
1.5 DCi Eng. K9K712 (74kW)	1/04-		R		<b>04-0744</b>	Bosch	Ø 17,46	Alu, +ABS
	1/04-		R		<b>04-0703</b>	Luc	Ø 17,78	+ABS
	1/04-				<b>05-0584</b>	Ate	Ø 20,64	Alu, +ABS, +TC
	1/04-				<b>05-0420</b>	Ate	Ø 20,64	Alu, +ABS, -TC
	1/04-				<b>05-0416</b>	Bosch	Ø 20,64	Alu, +ABS
1.5 DCi (B/CB07) Eng. K9K700/ 704 (48kW)	01-		R		<b>04-0703</b>	Luc	Ø 17,78	+ABS
	01-				<b>05-0420</b>	Ate	Ø 20,64	Alu, +ABS
	01-				<b>05-0416</b>	Bosch	Ø 20,64	Alu, +ABS
	01-				<b>05-0319</b>	Bosch	Ø 20,64	Alu, -ABS
1.5 DCi (B/CB08) Eng. K9K702/ 710/ 722 (60kW)	01-		R		<b>04-0744</b>	Bosch	Ø 17,46	Alu, +ABS
	01-		R		<b>04-0703</b>	Luc	Ø 17,78	+ABS
	01-				<b>05-0584</b>	Ate	Ø 20,64	Alu, +ABS, +TC
	01-				<b>05-0420</b>	Ate	Ø 20,64	Alu, +ABS, -TC
	01-				<b>05-0416</b>	Bosch	Ø 20,64	Alu, +ABS
	01-				<b>05-0319</b>	Bosch	Ø 20,64	Alu, -ABS
1.6 (B/CB0D) Eng. K7M744/ 745 (55-66kW)	9/98-		R		<b>04-0703</b>	Luc	Ø 17,78	+ABS
	9/98-				<b>05-0420</b>	Ate	Ø 20,64	Alu, +ABS
	9/98-				<b>05-0416</b>	Bosch	Ø 20,64	Alu, +ABS
	9/98-				<b>05-0319</b>	Bosch	Ø 20,64	Alu, -ABS
1.6 16v (CB0T/H) Eng. K4M708/ 748 (70-79-83kW)	9/98-		R		<b>04-0703</b>	Luc	Ø 17,78	+ABS
	01-				<b>05-0584</b>	Ate	Ø 20,64	Alu, +TC
	9/98-				<b>05-0420</b>	Ate	Ø 20,64	Alu, +ABS
	9/98-				<b>05-0416</b>	Bosch	Ø 20,64	Alu, +ABS
	9/98-				<b>05-0319</b>	Bosch	Ø 20,64	Alu, -ABS

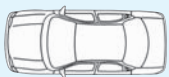


































		Spare Parts	F/R	L/R	METELLI ref.		DIMENSIONS mm.	NOTE
1.9 D (B/CB0E) Eng. F8Q606/ 630/ 662 (40-44-47kW)	9/98-		R		04-0744	Bosch	Ø 17,46	Alu, +ABS
	9/98-		R		04-0743	Bosch	Ø 19,05	-ABS
	9/98-		R		04-0703	Luc	Ø 17,78	+ABS
	9/98-				05-0420	Ate	Ø 20,64	Alu, +ABS
	9/98-				05-0388	Ate	Ø 20,64	Alu, -ABS
	9/98-				05-0416	Bosch	Ø 20,64	Alu, +ABS
1.9 DTi (B/CB0U) Eng. F9Q780 (60-68-75-77-81-88-96kW)	2/00-		R		04-0703	Luc	Ø 17,78	+ABS
	2/00-				05-0420	Ate	Ø 20,64	Alu, +ABS
	2/00-				05-0416	Bosch	Ø 20,64	Alu, +ABS
	2/00-				05-0319	Bosch	Ø 20,64	Alu, -ABS
<b>Clio III 6/05-</b>								
1.2 16v Eng. D4F740 (48kW)	05-		R		04-0846	Ap	Ø 19,05	Alu, -ESP, -TC
	05-				05-0705	Ate	Ø 23,81	Alu, +ABS, -ESP
	05-				05-0704	Ate	Ø 23,81	Alu, -ABS
1.2 16v Eng. D4F740 (55kW)	05-		R		04-0846	Ap	Ø 19,05	Alu, -ESP, -TC
	05-				05-0705	Ate	Ø 23,81	Alu, +ABS, -ESP
	05-				05-0704	Ate	Ø 23,81	Alu, -ABS
1.2 16v Eng. D4F764 (58kW)	05-		R		04-0846	Ap	Ø 19,05	Alu, -ESP, -TC
	05-				05-0705	Ate	Ø 23,81	Alu, +ABS, -ESP
	05-				05-0704	Ate	Ø 23,81	Alu, -ABS
1.2 16v TCE Eng. D4F784 (74kW)	07-		R		04-0846	Ap	Ø 19,05	Alu
	07-				05-0705	Ate	Ø 23,81	Alu, +ABS, -ESP
1.4 16v Eng. K4J780 (70-72kW)	05-		R		04-0846	Ap	Ø 19,05	Alu, -ESP, -TC
	05-				05-0705	Ate	Ø 23,81	Alu, +ABS, -ESP
	05-				05-0704	Ate	Ø 23,81	Alu, -ABS
1.5 DCi Eng. K9K764 (78kW)	05-		R		04-0846	Ap	Ø 19,05	Alu, -ESP, -TC
	05-				05-0705	Ate	Ø 23,81	Alu, +ABS, -ESP
	05-				05-0704	Ate	Ø 23,81	Alu, -ABS
1.5 DCi Eng. K9K766 (63kW)	05-		R		04-0846	Ap	Ø 19,05	Alu, -ESP, -TC
	05-				05-0705	Ate	Ø 23,81	Alu, +ABS, -ESP
	05-				05-0704	Ate	Ø 23,81	Alu, -ABS
1.5 DCi Eng. K9K768 (50kW)	05-		R		04-0846	Ap	Ø 19,05	Alu, -ESP, -TC
	05-				05-0705	Ate	Ø 23,81	Alu, +ABS, -ESP
	05-				05-0704	Ate	Ø 23,81	Alu, -ABS
1.5 DCi Eng. K9K772/ 776 (76kW)	05-		R		04-0846	Ap	Ø 19,05	Alu
	05-				05-0705	Ate	Ø 23,81	Alu, +ABS, -ESP
1.6 16v Eng. K4M800/ 801 (82kW)	05-		R		04-0846	Ap	Ø 19,05	Alu, -ESP, -TC
	05-				05-0705	Ate	Ø 23,81	Alu, +ABS, -ESP
	05-				05-0704	Ate	Ø 23,81	Alu, -ABS
1.6 16v Eng. K4M804 (65kW)	05-		R		04-0846	Ap	Ø 19,05	Alu, -ESP, -TC
	05-				05-0705	Ate	Ø 23,81	Alu, +ABS, -ESP
	05-				05-0704	Ate	Ø 23,81	Alu, -ABS
2.0 16v Eng. M4R700 (105kW)	06-				05-0705	Ate	Ø 23,81	Alu, +ABS, -ESP
2.0 16v Sport Eng. F4R830 (145kW)	06-				05-0705	Ate	Ø 23,81	Alu, +ABS, -ESP
<b>Espace I (J11) 7/84-12/90</b>								
2.0 (J/S112) Eng. J6R234/ 236 (74-77-81kW)	84-90		R		04-0285		Ø 22,00	
					05-0059		Ø 20,64	Ch T0022234-
	84-				05-0136		Ø 20,64	Ch -T0022233
2.0 (J/S112) Eng. J6R734 (74kW)	88-90		R		04-0285	Bdx	Ø 22,00	
					05-0059		Ø 20,64	Ch T0022234-
	88-				05-0136		Ø 20,64	Ch -T0022233
2.0, 4WD (J116) Eng. J7R760 (76-87-88-99-119-129kW)	88-90		R		04-0285		Ø 22,00	
	88-90				05-0059		Ø 20,64	-ABS, LHD
	88-90				05-0136		Ø 20,64	-ABS, RHD
2.1 TD (J/S115) Eng. J8S774/ 240 (44-48-53-66kW)	84-90		R		04-0285	Bdx	Ø 22,00	
	84-				05-0136		Ø 20,64	Ch -T0012277
	-90				05-0059		Ø 20,64	Ch T0012278-
2.2, 4WD (J117) Eng. J7T770 (67-70-74-76-79-85-89-91-101kW)	86-90		R		04-0285	Bdx	Ø 22,00	
	86-90				05-0059		Ø 20,64	
<b>Espace II (J/S63) 1/91-10/96</b>								
2.0 (J636) Eng. J7R768 (76-88-99-119-129kW)	91-96		R		04-0364	Luc	Ø 22,20	
	91-96				05-0193	Ate	Ø 20,64	-ABS, -LCS
	91-96				05-0258	Ate	Ø 22,20	-ABS, +LCS

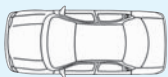










































		Spare Parts	F/R	L/R	METELLI ref.		DIMENSIONS mm.	NOTE
2.1 TD (J633, J634, J/S635, J/S63D) Eng. J8S610 /772/ 776/ 778 (44-48-53-66kW)	5/92-96		R		<b>04-0364</b>	Luc	Ø 22,20	
	5/92-96				<b>05-0193</b>	Ate	Ø 20,64	-ABS, -LCS
	5/92-96				<b>05-0258</b>	Ate	Ø 22,20	-ABS
2.1 TD (J63E) Eng. J8S612 (44-48-53-66kW)	94-96		R		<b>04-0364</b>	Luc	Ø 22,20	
	94-96				<b>05-0258</b>	Ate	Ø 22,20	-ABS, +LCS
2.2, 4WD (J/S637, J63G) Eng. J7T772/ 773/ 776 (79kW)	5/92-96		R		<b>04-0364</b>	Luc	Ø 22,20	
	5/92-96				<b>05-0193</b>	Ate	Ø 20,64	Only Mod. J/S637, -ABS, -LCS
	5/92-96				<b>05-0258</b>	Ate	Ø 22,20	-ABS
2.8 V6 (J638, J63J) Eng. Z7W712/ 713/ 717 (110kW)	91-96				<b>05-0222</b>		Ø 23,81	
<b>Espace III (JE) 11/96-11/02</b>								
1.9 DTi (JE0M) Eng. F9Q722 (60-68-75-77-81-88-96kW)	99-		R		<b>04-0364</b>	Luc	Ø 22,20	
	99-				<b>05-0419</b>	Ate	Ø 23,81	-ABS
	99-				<b>05-0385</b>	Ate	Ø 23,81	Alu, +ABS
2.0 (JE0A) Eng. F3R728/ 729/ 742/ 768/ 769 (80-84kW)	96-00		R		<b>04-0364</b>	Luc	Ø 22,20	
	96-00				<b>05-0419</b>	Ate	Ø 23,81	-ABS
	96-00				<b>05-0385</b>	Ate	Ø 23,81	Alu, +ABS
2.0 16v (JE0L, JE0N) Eng. F4R700/ 701 (89-103-120-124kW)	98-		R		<b>04-0364</b>	Luc	Ø 22,20	
	98-				<b>05-0419</b>	Ate	Ø 23,81	-ABS
	98-				<b>05-0385</b>	Ate	Ø 23,81	Alu, +ABS
2.2 DCi (JE0K, JE0S) Eng. G9T710 (95kW)	00-				<b>05-0385</b>	Ate	Ø 23,81	Alu, +ABS
2.2 DT (JE0E, H, P) Eng. G8T714/ 716/ 740/ 760 (83kW)	96-00		R		<b>04-0364</b>	Luc	Ø 22,20	
	96-00				<b>05-0413</b>	Ate	Ø 23,81	-ABS
	96-00				<b>05-0385</b>	Ate	Ø 23,81	Alu, +ABS
3.0 (JE0D) Eng. Z7X775 (123kW)	96-98				<b>05-0413</b>	Ate	Ø 23,81	-ABS
	96-98				<b>05-0385</b>	Ate	Ø 23,81	Alu, +ABS
3.0 V6 24v (JE0G, JE0R) Eng. L7X727 (140kW)	98-				<b>05-0413</b>	Ate	Ø 23,81	-ABS
	98-				<b>05-0385</b>	Ate	Ø 23,81	Alu, +ABS
<b>Espace IV (JK0) 11/02-</b>								
1.9 DCi (U,G) Eng. F9Q680/ 820/ 826 (60-68-75-77-81-88-96kW)	11/02-				<b>05-0557</b>		Ø 25,40	Alu, +TC
	11/02-				<b>05-0555</b>		Ø 25,40	Alu, -TC
2.0 (JK0KA6) Eng. F4R790/ 791 (100kW)	11/02-				<b>05-0557</b>		Ø 25,40	Alu, +TC
	11/02-				<b>05-0555</b>		Ø 25,40	Alu, -TC
2.0 T. (BA6,BC6,BAB,BCB) Eng. F4R794/ 795/ 797 (120kW)	11/02-				<b>05-0557</b>		Ø 25,40	Alu, +TC
	11/02-				<b>05-0555</b>		Ø 25,40	Alu, -TC
2.2 DCi (HA6,HC6,HAB,HCB) Eng. G9T702/ 742/ 743 (110kW)	11/02-				<b>05-0557</b>		Ø 25,40	Alu, +TC
	11/02-				<b>05-0555</b>		Ø 25,40	Alu, -TC
3.0 DCi (JAB,JC6) Eng. P9X701 (130kW)	11/02-				<b>05-0557</b>		Ø 25,40	Alu, +TC
	11/02-				<b>05-0555</b>		Ø 25,40	Alu, -TC
3.5 V6 (FAB,FCB) Eng. V4Y711 (177kW)	11/02-				<b>05-0557</b>		Ø 25,40	Alu, +TC
	11/02-				<b>05-0555</b>		Ø 25,40	Alu, -TC
<b>Estafette 2/62-12/81</b>								
1.1 Eng. 68801 (29kW)	12/67-81		R		<b>04-0088</b>		Ø 22,00	
1.3 (1236/1237) Eng. 81002 (29-31-32-33-37-40-44-47kW)	69-81		R		<b>04-0088</b>		Ø 22,00	
<b>Fuego (136) 2/80-10/85</b>								
1.4 (1360) Eng. 847720 (35-43-46kW)	80-85		R	L	<b>04-0477</b>	Bdx	Ø 22,00	
	80-85		R	L	<b>04-0158</b>	Luc	Ø 22,22	
	80-		R	R	<b>04-0476</b>	Bdx	Ø 22,00	Ch -6100
	80-85		R	R	<b>04-0159</b>	Luc	Ø 22,22	
	-85		R	R	<b>04-0586</b>	Bdx	Ø 22,00	Ch 6101-
	80-85				<b>05-0036</b>		Ø 19,05	Exc. Scandinavia
1.6 (1361) Eng. A2M723 (52kW)	80-85				<b>05-0080</b>		Ø 19,05	Scandinavia
	83-85		R	L	<b>04-0477</b>	Bdx	Ø 22,00	
			R	L	<b>04-0158</b>	Luc	Ø 22,22	
	83-		R	R	<b>04-0476</b>	Bdx	Ø 22,00	Ch -6000
	83-85		R	R	<b>04-0159</b>	Luc	Ø 22,22	
	-85		R	R	<b>04-0586</b>	Bdx	Ø 22,00	Ch 6101-
83-85				<b>05-0036</b>		Ø 19,05	Exc. Scandinavia	
1.6 (1362) Eng. 843723/ 724/ A6M725/ 726 (66-68-71kW)	83-85				<b>05-0080</b>		Ø 19,05	Scandinavia
	83-85				<b>05-0192</b>		Ø 20,64	
	83-85		R		<b>04-0285</b>	Bdx	Ø 22,00	Ch -59300
	-85		R	L	<b>04-0285</b>	Bdx	Ø 22,00	Ch 59301-
	-85		R	R	<b>04-0360</b>	Bdx	Ø 22,00	Ch 59301-

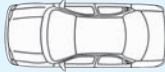


























		Spare Parts	F/R	L/R	METELLI ref.		DIMENSIONS mm.	NOTE
1.6 (1362) Eng. 843723/ 724/ A6M725/ 726 (66-68-71kW)	80-85				05-0192		Ø 20,64	
1.6 T. (1365) Eng. A5L750 (97kW)	83-85				05-0136		Ø 20,64	
2.0 (1363) Eng. 829710/ J6R710/ 712/ 715/ 726 (81kW)	80-85		R		04-0285		Ø 22,00	
2.1 TD (1366) Eng. J8S712 (44-48-53-66kW)	80-85				05-0136		Ø 20,64	
	82-85		R		04-0285		Ø 22,00	
2.2 (136A) (USA) Eng. J7T762 (67-70-74-76-79-85-89-91-101kW)	82-85				05-0136		Ø 20,64	
	83-85				05-0136		Ø 20,64	Switzerland/Usa
2.2 (136B) Eng. J7T762 (76kW)	83-85		R		04-0285		Ø 22,00	
	83-85				05-0136		Ø 20,64	
<b>Grand Modus 6/08-</b>								
1.2 16v Eng. D4F740 (55kW)	08-		R		04-0846	Ap	Ø 19,05	Alu, -ESP
	08-				05-0705	Ate	Ø 23,81	Alu, +ABS, -ESP
1.2 16v TCE Eng. D4F784 (74kW)	08-		R		04-0846	Ap	Ø 19,05	Alu, -ESP
	08-				05-0705	Ate	Ø 23,81	Alu, +ABS, -ESP
1.5 DCi Eng. K9K750 (63kW)	08-		R		04-0846	Ap	Ø 19,05	Alu, +ESP
	08-				05-0705	Ate	Ø 23,81	Alu, +ABS, -ESP
1.5 DCi Eng. K9K752 (50kW)	08-		R		04-0846	Ap	Ø 19,05	Alu, +ESP
	08-				05-0705	Ate	Ø 23,81	Alu, +ABS, -ESP
1.5 DCi Eng. K9K764 (78kW)	08-		R		04-0846	Ap	Ø 19,05	Alu, +ESP
	08-				05-0705	Ate	Ø 23,81	Alu, +ABS, -ESP
1.5 DCi Eng. K9K772 (76kW)	08-		R		04-0846	Ap	Ø 19,05	Alu, +ESP
	08-				05-0705	Ate	Ø 23,81	Alu, +ABS, -ESP
1.6 16v Eng. K4M790 (82kW)	08-		R		04-0846	Ap	Ø 19,05	Alu, -ESP
	08-				05-0705	Ate	Ø 23,81	Alu, +ABS, -ESP
<b>Grand Scénic 4/04-</b>								
1.5 DCi Eng. K9K729 (74kW)	04-				05-0485	Trw	Ø 23,81	Alu
1.6 16v Eng. K4M761/ 782 (83kW)	04-				05-0485	Trw	Ø 23,81	Alu
1.9 DCi Eng. F9Q804 (81kW)	05-				05-0485	Trw	Ø 23,81	Alu
1.9 DCi Eng. F9Q804 (96kW)	05-				05-0485	Trw	Ø 23,81	Alu
1.9 DCi Eng. F9Q812 (60-68-75-77-81-88-96kW)	04-				05-0485	Trw	Ø 23,81	Alu
2.0 Eng. F4R770/ 771 (99kW)	04-				05-0485	Trw	Ø 23,81	Alu
2.0 T. Eng. F4R776 (120kW)	04-				05-0485	Trw	Ø 23,81	Alu
<b>GTA 8/87-</b>								
All models	87-		R		04-0280		Ø 20,64	
<b>Kangoo I (KC0) 3/98-12/07</b>								
1.2 (KC0A/K/F/1) Eng. D7F710/ 720/ 722/ 726/ 746 (43kW)	3/98-		R		04-0758		Ø 22,00	Alu, +RC
	3/98-		R		04-0759		Ø 22,00	Alu, -RC
	01-				05-0478		Ø 22,20	Alu, +ABS, LHD
	3/98-				05-0309		Ø 22,20	Alu, +ABS, RHD
	3/98-				05-0310		Ø 22,20	Alu, -ABS, LHD
1.2 16v (KC03/5/6/T/W) Eng. D4F712/ 714/ 716 (55kW)	6/01-		R		04-0758		Ø 22,00	Alu, +RC
	6/01-		R		04-0759		Ø 22,00	Alu, -RC
	6/01-				05-0478		Ø 22,20	Alu, +ABS, LHD
	6/01-				05-0309		Ø 22,20	Alu, +ABS, RHD
	6/01-				05-0310		Ø 22,20	Alu, -ABS, LHD
1.4 Eng. E7J634/ 635/ 780 (55kW)	3/98-		R		04-0758		Ø 22,00	Alu, +RC
	3/98-		R		04-0759		Ø 22,00	Alu, -RC
	01-				05-0478		Ø 22,20	Alu, +ABS, LHD
	3/98-				05-0309		Ø 22,20	Alu, +ABS, RHD
	3/98-				05-0310		Ø 22,20	Alu, -ABS, LHD
1.4 (KC0C/H/B/M) Eng. K7J700/ 701 (55kW)	3/98-		R		04-0758		Ø 22,00	Alu, +RC
	3/98-		R		04-0759		Ø 22,00	Alu, -RC
	01-				05-0478		Ø 22,20	Alu, +ABS, LHD
	3/98-				05-0309		Ø 22,20	Alu, +ABS, RHD
	3/98-				05-0310		Ø 22,20	Alu, -ABS, LHD
1.5 DCi Eng. K9K710 (42kW)	03-		R		04-0758		Ø 22,00	Alu, +RC
	03-		R		04-0759		Ø 22,00	Alu, -RC
	03-				05-0478		Ø 22,20	Alu, +ABS, LHD
	03-				05-0309		Ø 22,20	Alu, +ABS, RHD
	03-				05-0310		Ø 22,20	Alu, -ABS, LHD
1.5 DCi Eng. K9K718 (62kW)	06-		R		04-0759		Ø 22,00	Alu
	06-				05-0478		Ø 22,20	Alu, +ABS
























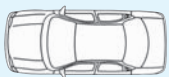




































		Spare Parts	F/R	L/R	METELLI ref.		DIMENSIONS mm.	NOTE
1.5 DCi Eng. K9K752 (50kW)	05-		R		04-0758		Ø 22,00	Alu, +RC
	05-		R		04-0759		Ø 22,00	Alu, -RC
	05-				05-0478		Ø 22,20	Alu, +ABS, LHD
1.5 DCi (KC07) Eng. K9K700/ 704 (48kW)	6/01-		R		04-0758		Ø 22,00	Alu, +RC
	6/01-		R		04-0759		Ø 22,00	Alu, -RC
	6/01-				05-0478		Ø 22,20	Alu, +ABS, LHD
	6/01-				05-0309		Ø 22,20	Alu, +ABS, RHD
	6/01-				05-0310		Ø 22,20	Alu, -ABS, LHD
1.5 DCi (KC08/9) Eng. K9K702/ 710/ 722 (60kW)	02-		R		04-0758		Ø 22,00	Alu, +RC
	02-		R		04-0759		Ø 22,00	Alu, -RC
	02-				05-0478		Ø 22,20	Alu, +ABS, LHD
	02-				05-0309		Ø 22,20	Alu, +ABS, RHD
	02-				05-0310		Ø 22,20	Alu, -ABS, LHD
1.6 16v bivalent Eng. K7M7 (60kW)	06-		R		04-0759		Ø 22,00	Alu
	06-				05-0478		Ø 22,20	Alu, +ABS
1.6 16v, 4WD (KC0P/S/L) Eng. K4M750/ 752/ 753 (70kW)	01-		R		04-0758		Ø 22,00	Alu, Exc. 4WD, +RC
	01-		R		04-0759		Ø 22,00	Alu, Exc. 4WD, -RC
	01-				05-0478		Ø 22,20	Alu, +ABS, LHD
	01-				05-0309		Ø 22,20	Alu, +ABS, RHD
	01-				05-0310		Ø 22,20	Alu, -ABS, LHD
1.9 D (KC0D) Eng. F8Q662 (40kW)	3/98-		R		04-0758		Ø 22,00	Alu, +RC
	3/98-		R		04-0759		Ø 22,00	Alu, -RC
	3/98-				05-0309		Ø 22,20	Alu, +ABS, RHD
	3/98-				05-0310		Ø 22,20	Alu, -ABS, LHD
1.9 D (KC0E/2/J/N) Eng. F8Q630/ 632 (47kW)	3/98-		R		04-0758		Ø 22,00	Alu, +RC
	3/98-		R		04-0759		Ø 22,00	Alu, -RC
	3/98-				05-0309		Ø 22,20	Alu, +ABS, RHD
	3/98-				05-0310		Ø 22,20	Alu, -ABS, LHD
1.9 DCi 4WD Eng. F9Q790 (62kW)	03-				05-0478		Ø 22,20	Alu, +ABS, LHD
1.9 DCi 4WD (KC0V) Eng. F9Q782/ 790 (59kW)	01-				05-0478		Ø 22,20	Alu, +ABS, LHD
1.9 DTi (KC0U) Eng. F9Q780 (59kW)	2/00-		R		04-0758		Ø 22,00	Alu, +RC
	2/00-		R		04-0759		Ø 22,00	Alu, -RC
	2/00-				05-0478		Ø 22,20	Alu, +ABS, LHD
	2/00-				05-0309		Ø 22,20	Alu, +ABS, RHD
	2/00-				05-0310		Ø 22,20	Alu, -ABS, LHD
<b>Laguna I (B56, 556) 11/93-3/01</b>								
1.6 16v (B568, B561) Eng. K4M720/ 724 (79kW)	97-01		R		04-0648		Ø 20,64	
	2/99-01				05-0222		Ø 23,81	+ABS
	97-1/99				05-0223		Ø 23,81	+ABS
1.8 (B560/S/T) Eng. F3P670/ 678 (66kW)	5/98-01		R		04-0648		Ø 20,64	
	95-4/98		R		04-0649		Ø 19,05	
	2/97-1/99				05-0223		Ø 23,81	+ABS
	2/99-01				05-0222		Ø 23,81	+ABS
	95-01				05-0417	Ate	Ø 22,20	-ABS
	95-1/97				05-0386		Ø 23,81	+ABS
1.8 (B56A/B/Z) Eng. F3P720/ 724 (66-69kW)	93-01		R		04-0649		Ø 19,05	
	2/97-1/99				05-0223		Ø 23,81	+ABS
	2/99-01				05-0222		Ø 23,81	+ABS
	93-01				05-0386		Ø 23,81	+ABS
	93-01				05-0417	Ate	Ø 22,20	-ABS
1.8 16v (B563, B564) Eng. F4P760 (88kW)	4/98-01		R		04-0648		Ø 20,64	
	2/99-01				05-0222		Ø 23,81	+ABS
	4/98-1/99				05-0223		Ø 23,81	+ABS
1.9 DCi (B56W) Eng. F9Q718 (79kW)	9/99-01				05-0222		Ø 23,81	+ABS
1.9 DTi (B56J) Eng. F9Q710/ 716 (72kW)	97-01		R		04-0648		Ø 20,64	
	10/97-1/99				05-0223		Ø 23,81	+ABS
	2/99-01				05-0222		Ø 23,81	+ABS
2.0 (B56C/H/L/N) Eng. F3R722/ 723 (70-80-83kW)	3/99-01		R		04-0648		Ø 20,64	
	93-2/99		R		04-0649		Ø 19,05	
	2/97-1/99				05-0223		Ø 23,81	+ABS
	2/99-01				05-0222		Ø 23,81	+ABS
	93-01				05-0417	Ate	Ø 22,20	-ABS
93-1/97				05-0386		Ø 23,81	+ABS	

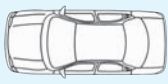






























		Spare Parts	F/R	L/R	METELLI ref.		DIMENSIONS mm.	NOTE
2.0 16v (556A/B) Eng. F4R780 (103kW)	99-01				05-0222		Ø 23,81	+ABS
2.0 16v (B56 D/M) Eng. N7Q700/ 704 (102kW)	2/97-01				05-0223		Ø 23,81	+ABS
	2/99-01				05-0222		Ø 23,81	+ABS
	95-1/97				05-0386		Ø 23,81	+ABS
2.2 D Eng. G8T752/ 794 (61kW)	96-01		R		04-0649		Ø 19,05	
	96-01				05-0223		Ø 23,81	+ABS
	96-01				05-0417	Ate	Ø 22,20	-ABS
2.2 D (B56F/2) Eng. G8T706/ 790 (61kW)	93-01		R		04-0649		Ø 19,05	
	11/93-1/97				05-0386		Ø 23,81	+ABS
	2/97-01				05-0223		Ø 23,81	+ABS
	93-01				05-0417	Ate	Ø 22,20	-ABS
2.2 DT (B569) Eng. G8T714/ 716/ 740/ 760 (83kW)	2/97-01				05-0223		Ø 23,81	+ABS
	96-1/97				05-0386		Ø 23,81	+ABS
3.0 (B56E/R, B565) Eng. Z7X760/ 765 (123kW)	11/93-1/97				05-0386		Ø 23,81	+ABS
	2/97-1/99				05-0223		Ø 23,81	+ABS
	2/99-01				05-0222		Ø 23,81	+ABS
3.0 24v (B56V) Eng. L7X700/ 701 (140kW)	2/97-1/99				05-0223		Ø 23,81	+ABS
	2/99-01				05-0222		Ø 23,81	+ABS
<b>Laguna I (K56) SW 9/95-3/01</b>								
1.6 16v (K568) Eng. K4M720/ 724 (79kW)	97-01		R		04-0700		Ø 22,20	
	2/99-01				05-0222		Ø 23,81	
	97-01				05-0223		Ø 23,81	-ABS
1.8 (K56S/T/0) Eng. F3P670/ 678 (66kW)	5/98-01		R		04-0700		Ø 22,20	
	6/95-98		R		04-0648		Ø 20,64	
	2/97-01				05-0223		Ø 23,81	-ABS
	2/99-01				05-0222		Ø 23,81	+ABS
	95-01				05-0417		Ø 22,20	-ABS
1.8 (K56Z) Eng. F3P720/ 724 (66-69kW)	95-01		R		04-0648		Ø 20,64	
	6/95-1/97				05-0386		Ø 23,81	+ABS
	95-01				05-0223		Ø 23,81	-ABS
1.8 16v (K563, K564) Eng. F4P760 (88kW)	98-01		R		04-0700		Ø 22,20	
	11/97-1/99				05-0223		Ø 23,81	-ABS
	2/99-01				05-0222		Ø 23,81	+ABS
1.9 DCi (K56W) Eng. F9Q718 (79kW)	9/99-01				05-0222		Ø 23,81	+ABS
1.9 DTi (K56J) Eng. F9Q710/ 716 (72kW)	97-01		R		04-0700		Ø 22,20	
	10/97-1/99				05-0223		Ø 23,81	-ABS
	2/99-01				05-0222		Ø 23,81	+ABS
2.0 (K56C/H) Eng. F3R722/ 723 (80-84kW)	5/98-01		R		04-0700		Ø 22,20	
	95-98		R		04-0648		Ø 20,64	
	2/99-01				05-0222		Ø 23,81	+ABS
	6/95-01				05-0223		Ø 23,81	-ABS
	9/95-1/97				05-0386		Ø 23,81	+ABS
2.0 16v (A56A/B) Eng. F4R780 (103kW)	99-01				05-0222		Ø 23,81	+ABS
2.0 16v (K56 D/M) Eng. N7Q700/ 704 (102kW)	2/97-1/99				05-0223		Ø 23,81	-ABS
	2/99-01				05-0222		Ø 23,81	+ABS
	9/95-1/97				05-0386		Ø 23,81	+ABS
2.2 D Eng. G8T752/ 794 (61kW)	96-01		R		04-0648		Ø 20,64	
	96-01				05-0223		Ø 23,81	-ABS
2.2 D (K56F/2, S56F) Eng. G8T706/ 790 (61kW)	95-01		R		04-0648		Ø 20,64	
	6/95-1/97				05-0386		Ø 23,81	+ABS
	95-01				05-0223		Ø 23,81	-ABS
2.2 DT (K569) Eng. G8T714/ 716/ 740/ 760 (83kW)	2/97-1/99				05-0223		Ø 23,81	-ABS
	2/99-01				05-0222		Ø 23,81	+ABS
	96-1/97				05-0386		Ø 23,81	+ABS
3.0 (K56R, K565) Eng. Z7X760/ 765 (123kW)	2/96-1/97				05-0386		Ø 23,81	+ABS
	2/97-01				05-0223		Ø 23,81	-ABS
	2/99-01				05-0222		Ø 23,81	+ABS
3.0 24v (K56V) Eng. L7X700/ 701 (140kW)	2/96-1/97				05-0386		Ø 23,81	+ABS
	2/97-01				05-0223		Ø 23,81	-ABS
	2/99-01				05-0222		Ø 23,81	+ABS
<b>Laguna II (B74) 3/01-10/07</b>								
1.6 16v (BG0A/L) Eng. K4M710/ 711 (70-79kW)	3/01-4/04				05-0556		Ø 23,81	Alu

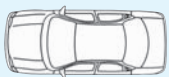

































		Spare Parts	F/R	L/R	METELLI ref.		DIMENSIONS mm.	NOTE
1.8 16v (BG0J) Eng. F4P770/ 771/ 773/ 774/ 775 (85-88kW)	3/01-4/04				<b>05-0556</b>		Ø 23,81	Alu
1.9 DCi Eng. F9Q690 (60-68-75kW)	3/04-4/04				<b>05-0556</b>		Ø 23,81	Alu
1.9 DCi (BG0E) Eng. F9Q752 (77kW)	3/01-4/04				<b>05-0556</b>		Ø 23,81	Alu
1.9 DCi (BG0G) Eng. F9Q750/ 756 (88kW)	3/01-4/04				<b>05-0556</b>		Ø 23,81	Alu
1.9 DCi (BG0R) Eng. F9Q752 (60-68-75kW)	3/01-4/04				<b>05-0556</b>		Ø 23,81	Alu
2.0 16v Eng. F4R712/ 713/ 714/ 715 (99kW)	02-				<b>05-0556</b>		Ø 23,81	Alu
2.0 16v IDE (BG0N/P) Eng. F5R700 (103kW)	3/01-4/04				<b>05-0556</b>		Ø 23,81	Alu
2.2 DCi (BG0F) Eng. G9T702/ 742/ 743 (110kW)	10/01-4/04				<b>05-0556</b>		Ø 23,81	Alu
3.0 V6 24v (BG0D) Eng. L7X731 (152kW)	3/01-4/04				<b>05-0556</b>		Ø 23,81	Alu
<b>Laguna II (K74) SW 3/01-10/07</b>								
1.6 16v (KG0A/L) Eng. K4M710/ 711 (70-79-83kW)	3/01-				<b>05-0556</b>		Ø 23,81	Alu
1.8 16v (KG0J) Eng. F4P770/ 771/ 773/ 774/ 775 (85-88kW)	3/01-				<b>05-0556</b>		Ø 23,81	Alu
1.9 DCi Eng. F9Q690 (68kW)	04-				<b>05-0556</b>		Ø 23,81	Alu
1.9 DCi (KG0E) Eng. F9Q752 (77kW)	3/01-				<b>05-0556</b>		Ø 23,81	Alu
1.9 DCi (KG0G) Eng. F9Q750/ 756 (88kW)	3/01-				<b>05-0556</b>		Ø 23,81	Alu
1.9 DCi (KG0R) Eng. F9Q752 (74kW)	3/01-				<b>05-0556</b>		Ø 23,81	Alu
2.0 16v Eng. F4R712/ 713/ 714/ 715 (99kW)	02-				<b>05-0556</b>		Ø 23,81	Alu
2.0 16v IDE (KG0N/P) Eng. F5R700 (103kW)	3/01-				<b>05-0556</b>		Ø 23,81	Alu
2.2 DCi (KG0F) Eng. G9T702 (110kW)	10/01-				<b>05-0556</b>		Ø 23,81	Alu
3.0 V6 24v (KG0D) Eng. L7X731 (152kW)	3/01-				<b>05-0556</b>		Ø 23,81	Alu
<b>Medallion 1/88-1/89</b>								
All models	88-89		R	L	<b>04-0358</b>	Luc	Ø 22,20	
	88-89		R	R	<b>04-0359</b>	Luc	Ø 22,20	
<b>Megane I (BA) 1/96-11/02</b>								
1.4 16v (BA0D/W,1H/0) Eng. K4J714/750 (70kW)	99-02		R		<b>04-0674</b>		Ø 17,46	-ABS
	99-02		R		<b>04-0801</b>	Bdx	Ø 19,05	+ABS
	99-02				<b>05-0391</b>	Ate	Ø 20,64	Alu, +ABS, RHD
	99-02				<b>05-0327</b>	Ate	Ø 22,20	Alu, +ABS, LHD
	99-02				<b>05-0390</b>	Ate	Ø 22,20	Alu, -ABS
1.4 e (BA0E/V) Eng. E7J626/ 764 (55kW)	1/96-02		R		<b>04-0674</b>		Ø 17,46	-ABS
	6/98-12/02		R		<b>04-0801</b>		Ø 19,05	+ABS
	1/96-12/02				<b>05-0146</b>	Bdx	Ø 20,64	+ABS, RHD
	1/96-12/02				<b>05-0242</b>	Bdx	Ø 20,64	Mod. E, +ABS, LHD
	1/96-2/99				<b>05-0059</b>	Ate	Ø 20,64	-ABS
	3/99-12/02				<b>05-0390</b>	Ate	Ø 22,20	Alu, -ABS
	3/99-12/02				<b>05-0327</b>	Ate	Ø 22,20	Alu, Mod. V, +ABS, LHD
	6/98-2/99				<b>05-0391</b>	Ate	Ø 20,64	Alu, Mod. V, +ABS, LHD
1.4 Eco (BA0T) Eng. E7J624 (52kW)	96-99		R		<b>04-0674</b>		Ø 17,46	
	96-99				<b>05-0059</b>	Ate	Ø 20,64	-ABS
	96-99				<b>05-0242</b>	Bdx	Ø 20,64	+ABS
1.6 16v (BA11/04/0B/1J) Eng. K4M700/ 701/ 704/ 708 (70-79-83kW)	99-02		R		<b>04-0674</b>		Ø 17,46	-ABS
	99-02		R		<b>04-0801</b>	Bdx	Ø 19,05	+ABS
	99-02				<b>05-0327</b>	Ate	Ø 22,20	Alu, +ABS, IP
	99-02				<b>05-0390</b>	Ate	Ø 22,20	Alu, -ABS
	99-02				<b>05-0412</b>	Ate	Ø 23,81	+ABS, LHD
1.6 e (BA0F/S) Eng. K7M702/ 703/ 790 (66kW)	96-99		R		<b>04-0674</b>		Ø 17,46	
	96-99				<b>05-0059</b>	Ate	Ø 20,64	-ABS
	96-99				<b>05-0242</b>	Bdx	Ø 20,64	+ABS, LHD
	96-99				<b>05-0146</b>	Bdx	Ø 20,64	+ABS, RHD
1.6 i (BA0L) Eng. K7M720 (55-66kW)	96-99		R		<b>04-0674</b>		Ø 17,46	
	96-99				<b>05-0059</b>	Ate	Ø 20,64	-ABS
	96-99				<b>05-0242</b>	Bdx	Ø 20,64	+ABS
1.8 16v (BA06, BA12/A/M/R) Eng. F4P720/ 722 (85-88kW)	1/01-02		R		<b>04-0801</b>	Bdx	Ø 19,05	+ABS
	01-02				<b>05-0412</b>	Ate	Ø 23,81	+ABS
1.9 D (B/SA0U/A) Eng. F8Q620/ 624 (47-66-68kW)	96-02		R		<b>04-0674</b>		Ø 17,46	-ABS
	96-02		R		<b>04-0801</b>	Bdx	Ø 19,05	+ABS
	1/96-9/98				<b>05-0583</b>	Bosch	Ø 19,05	+ABS, RHD
	96-02				<b>05-0061</b>	Ate	Ø 19,00	Driving School, -ABS
	96-02				<b>05-0059</b>	Ate	Ø 20,64	Exc. Driving School, -ABS
	96-02				<b>05-0391</b>	Ate	Ø 20,64	Alu, Mod. A/U/S/9, +ABS, RHD
	96-02				<b>05-0146</b>	Bdx	Ø 20,64	Mod. A/U/9, +ABS, RHD

		Spare Parts	F/R	L/R	METELLI ref.		DIMENSIONS mm.	NOTE
1.9 D (B/SA0U/A) Eng. F8Q620/ 624 (47-66-68kW)	96-02				<b>05-0242</b>	Bdx	Ø 20,64	Mod. A/U/S/9, +ABS, LHD
	98-02				<b>05-0327</b>	Ate	Ø 22,20	Alu, Mod. R, +ABS
	98-02				<b>05-0390</b>	Ate	Ø 22,20	Alu, Mod. R, -ABS
1.9 DCi (BA05, BA1F) Eng. F9Q732/ 733 (75kW)	01-02		R		<b>04-0674</b>		Ø 17,46	-ABS
	01-02		R		<b>04-0801</b>	Bdx	Ø 19,05	+ABS, +TC
	01-02				<b>05-0390</b>	Ate	Ø 22,20	Alu, -ABS
	01-02				<b>05-0412</b>	Ate	Ø 23,81	+ABS
1.9 DT (B/SA0K/Y) Eng. F8Q784/ 786 (66kW)	96-02		R		<b>04-0674</b>		Ø 17,46	
	1/96-1/98				<b>05-0242</b>	Bdx	Ø 20,64	+ABS, LHD
	96-02				<b>05-0059</b>	Ate	Ø 20,64	-ABS
	96-02				<b>05-0391</b>	Ate	Ø 20,64	Alu, +ABS, LHD
	96-02				<b>05-0390</b>	Ate	Ø 22,20	Alu, -ABS
	96-02				<b>05-0146</b>	Bdx	Ø 20,64	+ABS, RHD
	99-02				<b>05-0327</b>	Ate	Ø 22,20	Alu, Mod. BY, +ABS, LHD
1.9 DTi (BA08/N) Eng. F9Q730/ 731/ 732/ 733/ 734/ 736 (69-72-75-79kW)	3/99-02		R		<b>04-0801</b>	Bdx	Ø 19,05	+ABS
	97-2/99		R		<b>04-0674</b>		Ø 17,46	
	3/99-02				<b>05-0412</b>	Ate	Ø 23,81	+ABS, LHD
	97-02				<b>05-0059</b>	Ate	Ø 20,64	-ABS
	97-02				<b>05-0327</b>	Ate	Ø 22,20	Alu, Mod. BN, +ABS, LHD
	97-02				<b>05-0390</b>	Ate	Ø 22,20	Alu, Mod. BN, -ABS
	97-02				<b>05-0146</b>	Bdx	Ø 20,64	+ABS, RHD
	97-2/99				<b>05-0242</b>	Bdx	Ø 20,64	+ABS, LHD
1.9 DTi (BA1U) Eng. F9Q744 (60-68-75-77-81-88-96kW)	01-		R		<b>04-0674</b>		Ø 17,46	
	01-				<b>05-0412</b>	Ate	Ø 23,81	+ABS
1.9 TDi Eng. F8Q784 (69kW)	1/96-2/99		R		<b>04-0674</b>		Ø 17,46	
	3/99-02		R		<b>04-0801</b>	Bdx	Ø 19,05	+ABS
	96-02				<b>05-0059</b>	Ate	Ø 20,64	-ABS
	96-02				<b>05-0146</b>	Bdx	Ø 20,64	+ABS, RHD
2.0 (BA0G) Eng. F3R750/ 751 (80-83-84kW)	96-02		R		<b>04-0674</b>		Ø 17,46	
	3/99-				<b>05-0327</b>		Ø 22,20	Alu, +ABS
	96-02				<b>05-0059</b>	Ate	Ø 20,64	-ABS
	96-02				<b>05-0242</b>	Bdx	Ø 20,64	+ABS, LHD
	96-02				<b>05-0146</b>	Bdx	Ø 20,64	+ABS, RHD
2.0 16v (BA0H) Eng. F7R710/ 714 (108kW)	96-02				<b>05-0222</b>		Ø 23,81	
<b>Megane I (DA) Coach 3/96-11/02</b>								
1.4 16v (DA0D/W, DA1H/0) Eng. K4J714/ 750 (70kW)	99-02		R		<b>04-0674</b>		Ø 17,46	-ABS
	99-02		R		<b>04-0801</b>		Ø 19,05	+ABS
	99-02				<b>05-0391</b>	Ate	Ø 20,64	Alu, +ABS, RHD
	99-02				<b>05-0390</b>	Ate	Ø 22,20	Alu, -ABS
	99-02				<b>05-0327</b>	Ate	Ø 22,20	Alu, Mod. 0W, +ABS, LHD
1.6 16v (DA0B/4, DA11) Eng. K4M700/ 701/ 708 (79kW)	99-02		R		<b>04-0674</b>		Ø 17,46	-ABS
	99-02		R		<b>04-0801</b>		Ø 19,05	+ABS
	99-02				<b>05-0390</b>	Ate	Ø 22,20	Alu, -ABS
	99-02				<b>05-0412</b>	Ate	Ø 23,81	+ABS
1.6 e (DA0F) Eng. K7M702/ 703 (66kW)	96-99		R		<b>04-0674</b>		Ø 17,46	
	96-99				<b>05-0059</b>	Ate	Ø 20,64	-ABS
	96-99				<b>05-0391</b>	Ate	Ø 20,64	Alu, +ABS
	96-99				<b>05-0242</b>	Bdx	Ø 20,64	+ABS, LHD
1.9 DCi (DA05, DA1F) Eng. F9Q732/ 733 (75kW)	01-02		R		<b>04-0674</b>		Ø 17,46	-ABS
	01-02		R		<b>04-0801</b>		Ø 19,05	+ABS
	01-02				<b>05-0390</b>	Ate	Ø 22,20	Alu, -ABS
	01-02				<b>05-0412</b>	Ate	Ø 23,81	+ABS
1.9 DTi (DA0N) Eng. F9Q730/ 731/ 732/ 733/ 734/ 736 (72kW)	97-02		R		<b>04-0674</b>		Ø 17,46	-ABS
	97-02		R		<b>04-0801</b>		Ø 19,05	+ABS
	3/99-02				<b>05-0412</b>	Ate	Ø 23,81	+ABS
	97-02				<b>05-0059</b>	Ate	Ø 20,64	-ABS
	97-2/99				<b>05-0391</b>	Ate	Ø 20,64	Alu, +ABS
	97-2/99				<b>05-0242</b>	Bdx	Ø 20,64	+ABS
2.0 (DA0G) Eng. F3R750/ 751 (80-84kW)	96-02		R		<b>04-0674</b>		Ø 17,46	
	96-02				<b>05-0059</b>	Ate	Ø 20,64	-ABS
	96-02				<b>05-0391</b>	Ate	Ø 20,64	Alu, +ABS, RHD
	96-02				<b>05-0412</b>	Ate	Ø 23,81	+ABS, LHD

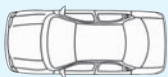


























		Spare Parts	F/R	L/R	METELLI ref.		DIMENSIONS mm.	NOTE
2.0 (DA0G) Eng. F3R750/ 751 (80-84kW)	96-02				<b>05-0242</b>	Bdx	Ø 20,64	+ABS, LHD
2.0 16v Eng. F4R740/ 741/ 746 (102kW)	1/02-11/02				<b>05-0390</b>	Ate	Ø 22,20	Alu, -ABS
	1/02-11/02				<b>05-0412</b>	Ate	Ø 23,81	+ABS
2.0 16v (DA0H) Eng. F7R710/ 714 (108kW)	96-99				<b>05-0222</b>	Ate	Ø 23,81	LHD
2.0 16v IDE (DA03/P, DA14) Eng. F5R740 (103kW)	99-02				<b>05-0390</b>	Ate	Ø 22,20	Alu, -ABS
	99-02				<b>05-0412</b>	Ate	Ø 23,81	+ABS
<b>Megane I (EA0) Cabrio 10/96-11/02</b>								
1.4 16v (EA0D/W,1H/0) Eng. K4J714/750 (70kW)	99-02		R		<b>04-0674</b>		Ø 17,46	-ABS
	99-02		R		<b>04-0801</b>		Ø 19,05	+ABS
	99-02				<b>05-0390</b>	Ate	Ø 22,20	Alu, -ABS
	99-02				<b>05-0327</b>	Ate	Ø 22,20	Alu, Mod. W, +ABS, LHD
	99-02				<b>05-0412</b>	Ate	Ø 23,81	Mod. D, +ABS, LHD
1.6 16v (EA0B/4, EA11) Eng. K4M700/ 701/ 708 (79kW)	99-02		R		<b>04-0674</b>		Ø 17,46	-ABS
	99-02		R		<b>04-0801</b>		Ø 19,05	+ABS
	99-02				<b>05-0390</b>	Ate	Ø 22,20	Alu, -ABS
	99-02				<b>05-0412</b>	Ate	Ø 23,81	+ABS
1.6 e (EA0F) Eng. K7M702/ 703 (66kW)	96-99		R		<b>04-0674</b>		Ø 17,46	
	96-99				<b>05-0059</b>	Ate	Ø 20,64	-ABS
	96-99				<b>05-0391</b>	Ate	Ø 20,64	Alu, +ABS, LHD
	96-99				<b>05-0242</b>	Bdx	Ø 20,64	+ABS, LHD
	96-99				<b>05-0146</b>	Bdx	Ø 20,64	+ABS, RHD
2.0 (EA0G) Eng. F3R750/ 751 (84kW)	97-02		R		<b>04-0674</b>		Ø 17,46	
	3/99-02				<b>05-0412</b>	Ate	Ø 23,81	+ABS
	97-02				<b>05-0059</b>	Ate	Ø 20,64	-ABS
	97-02				<b>05-0391</b>	Ate	Ø 20,64	Alu, +ABS
	97-02				<b>05-0242</b>	Bdx	Ø 20,64	+ABS, LHD
2.0 (EA0G) Eng. F3R791/ 796 (80kW)	99-02		R		<b>04-0674</b>		Ø 17,46	
	99-02				<b>05-0059</b>	Ate	Ø 20,64	-ABS
	99-02				<b>05-0391</b>	Ate	Ø 20,64	Alu, +ABS
	99-02				<b>05-0412</b>	Ate	Ø 23,81	+ABS
	99-02				<b>05-0242</b>	Bdx	Ø 20,64	+ABS, LHD
2.0 16v Eng. F4R740/ 741/ 746 (102kW)	1/02-11/02				<b>05-0390</b>	Ate	Ø 22,20	Alu, -ABS
	1/02-11/02				<b>05-0412</b>	Ate	Ø 23,81	+ABS
2.0 16v (EA0H) Eng. F7R710/ 714 (108kW)	96-99				<b>05-0222</b>	Ate	Ø 23,81	LHD
2.0 16v IDE (EA03/P, EA14) Eng. F5R740 (103kW)	99-02				<b>05-0390</b>	Ate	Ø 22,20	Alu, -ABS
	99-02				<b>05-0412</b>	Ate	Ø 23,81	+ABS
<b>Megane I (JA0) Scenic 1/97-9/99</b>								
1.4 (JA0E) Eng. E7J764 (52-55kW)	97-99		R		<b>04-0648</b>		Ø 20,64	
	10/98-99				<b>05-0412</b>	Ate	Ø 23,81	+ABS
	10/98-99				<b>05-0418</b>	Ate	Ø 23,81	-ABS
	97-98				<b>05-0059</b>	Ate	Ø 20,64	-ABS
	97-99				<b>05-0242</b>	Bdx	Ø 20,64	+ABS
1.6 16v Eng. K4M700/ 708 (79kW)	97-99		R		<b>04-0648</b>		Ø 20,64	
	97-99				<b>05-0242</b>	Bdx	Ø 20,64	
1.6 e (JA0F) Eng. K7M702/ 703 (66kW)	97-99		R		<b>04-0648</b>		Ø 20,64	
	10/98-99				<b>05-0412</b>	Ate	Ø 23,81	+ABS
	10/98-99				<b>05-0418</b>	Ate	Ø 23,81	-ABS
	97-9/98				<b>05-0387</b>		Ø 22,20	-ABS, A/T
	97-99				<b>05-0059</b>	Ate	Ø 20,64	-ABS, M/T
	97-99				<b>05-0242</b>	Bdx	Ø 20,64	+ABS, M/T, LHD
	97-99				<b>05-0146</b>	Bdx	Ø 20,64	+ABS, M/T, RHD
1.6 i (JA0L) Eng. K7M720 (55kW)	97-99		R		<b>04-0648</b>		Ø 20,64	
	97-99				<b>05-0059</b>	Ate	Ø 20,64	-ABS
	97-99				<b>05-0242</b>	Bdx	Ø 20,64	+ABS
	98-99				<b>05-0412</b>	Ate	Ø 23,81	+ABS
	98-99				<b>05-0418</b>	Ate	Ø 23,81	-ABS
1.9 D Eng. F8Q788/ 790 (47-66-68kW)	97-98		R		<b>04-0648</b>		Ø 20,64	
	10/98-9/99				<b>05-0412</b>	Ate	Ø 23,81	+ABS
	10/98-9/99				<b>05-0418</b>	Ate	Ø 23,81	-ABS
	11/96-9/98				<b>05-0387</b>		Ø 22,20	-ABS
	3/99-9/99				<b>05-0327</b>	Ate	Ø 22,20	Alu, +ABS
1.9 DT (JA0K/Y) Eng. F8Q784/ 786 (66kW)	97-99		R		<b>04-0648</b>		Ø 20,64	
	1/97-9/98				<b>05-0387</b>		Ø 22,20	
	10/98-9/99				<b>05-0412</b>	Ate	Ø 23,81	+ABS

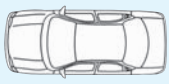







































		Spare Parts	F/R	L/R	METELLI ref.		DIMENSIONS mm.	NOTE
1.9 DT (JA0K/Y) Eng. F8Q784/ 786 (66kW)	10/98-9/99				05-0418	Ate	Ø 23,81	-ABS
1.9 DTi (JA0N) Eng. F9Q730/ 731/ 732/ 733/ 734/ 736 (69-72-75-79kW)	97-99		R		04-0648		Ø 20,64	
	10/98-9/99				05-0412	Ate	Ø 23,81	+ABS
	10/98-9/99				05-0418	Ate	Ø 23,81	-ABS
	97-9/98				05-0387		Ø 22,20	
2.0 (JA0G) Eng. F3R750/ 751 (84kW)	97-99		R		04-0648		Ø 20,64	
	1/97-9/98				05-0387		Ø 22,20	-ABS
	10/98-9/99				05-0412	Ate	Ø 23,81	+ABS
	10/98-9/99				05-0418	Ate	Ø 23,81	-ABS
2.0 (JA0G) Eng. F3R796 (80kW)	1/99-9/99		R		04-0648		Ø 20,64	
	1/99-9/99				05-0412	Ate	Ø 23,81	+ABS
	1/99-9/99				05-0418	Ate	Ø 23,81	-ABS
<b>Megane I (KA) SW 3/99-11/02</b>								
1.4 16v (KA0D/W,1H/0) Eng. K4J714/750 (70kW)	99-02		R		04-0648		Ø 20,64	
	99-02				05-0327	Ate	Ø 22,20	Alu, +ABS
	99-02				05-0390	Ate	Ø 22,20	Alu, -ABS
1.4 e (KA0V) Eng. E7J626 (55kW)	99-02		R		04-0648		Ø 20,64	
	99-02				05-0327	Ate	Ø 22,20	Alu, +ABS
	99-02				05-0390	Ate	Ø 22,20	Alu, -ABS
1.6 16v (KA0B/4, KA11) Eng. K4M700/ 701/ 704/ 708 (79kW)	99-02		R		04-0648		Ø 20,64	
	99-02				05-0412	Ate	Ø 23,81	+ABS
	99-02				05-0418	Ate	Ø 23,81	-ABS
1.6 e (KA0F) Eng. K7M702/ 703 (66kW)	99-02		R		04-0648		Ø 20,64	
	99-02				05-0327	Ate	Ø 22,20	Alu, +ABS
	99-02				05-0390	Ate	Ø 22,20	Alu, -ABS
1.8 16v (KA0S, KA12/A/M/R) Eng. F4P720/ 722 (85-88kW)	01-02		R		04-0801	Bdx	Ø 19,05	+ABS
	01-02				05-0412	Ate	Ø 23,81	+ABS
	01-02				05-0687	Ate	Ø 23,81	Alu, +ABS, +ASR
1.9 D Eng. F8Q606/ 630/ 662/ 790 (40-44-47kW)	99-02		R		04-0648		Ø 20,64	
	99-02				05-0327	Ate	Ø 22,20	Alu, +ABS
	99-02				05-0390	Ate	Ø 22,20	Alu, -ABS
1.9 DCi (KA05, KA1F) Eng. F9Q732/ 733 (75kW)	01-02		R		04-0674		Ø 17,46	-ABS
	01-02		R		04-0801	Bdx	Ø 19,05	+ABS, +TC
	01-02				05-0412	Ate	Ø 23,81	+ABS
	01-02				05-0418	Ate	Ø 23,81	-ABS
1.9 DTi (KA0N) Eng. F9Q731/ 736 (72kW)	99-01		R		04-0648		Ø 20,64	
	99-01				05-0412	Ate	Ø 23,81	+ABS
	99-01				05-0418	Ate	Ø 23,81	-ABS
1.9 DTi (KA1U) Eng. F9Q744 (59kW)	01-02		R		04-0674		Ø 17,46	
	01-02				05-0412	Ate	Ø 23,81	+ABS
	01-02				05-0687	Ate	Ø 23,81	Alu, +ABS, +ASR
<b>Megane I (LA) Classic 9/96-11/02</b>								
1.4 16v (LA0D/W,1H/0) Eng. K4J714/750 (70kW)	3/99-02		R		04-0674		Ø 17,46	-ABS
	3/99-02		R		04-0801	Bdx	Ø 19,05	+ABS
	3/99-02				05-0391	Ate	Ø 20,64	Alu, +ABS, RHD
	3/99-02				05-0327	Ate	Ø 22,20	Alu, +ABS, LHD
	3/99-02				05-0390	Ate	Ø 22,20	Alu, -ABS
1.4 e (LA0E/V) Eng. E7J626/ 764 (52-55kW)	96-02		R		04-0674		Ø 17,46	-ABS
	96-02		R		04-0801	Bdx	Ø 19,05	+ABS
	3/99-02				05-0327	Ate	Ø 22,20	Alu, +ABS, +RC
	3/99-02				05-0390	Ate	Ø 22,20	Alu, -ABS
	96-02				05-0242	Bdx	Ø 20,64	+ABS
	96-2/99				05-0059	Ate	Ø 20,64	-ABS
	96-2/99				05-0391	Ate	Ø 20,64	Alu, +ABS
1.6 16v (LA04/B, LA11/C/J) Eng. K4M700/ 701/ 708 (70-79-83kW)	3/99-02		R		04-0674		Ø 17,46	-ABS
	3/99-02		R		04-0801	Bdx	Ø 19,05	+ABS
	3/99-02				05-0327	Ate	Ø 22,20	Alu, +ABS
	3/99-02				05-0390	Ate	Ø 22,20	Alu, -ABS, IP
	3/99-02				05-0412	Ate	Ø 23,81	+ABS, LHD
1.6 e (LA0F/S) Eng. K7M702/ 703/ 790 (66kW)	96-99		R		04-0674		Ø 17,46	
	96-99				05-0059	Ate	Ø 20,64	-ABS
	96-99				05-0391	Ate	Ø 20,64	Alu, +ABS, LHD
	96-99				05-0242	Bdx	Ø 20,64	+ABS, LHD
	96-99				05-0146	Bdx	Ø 20,64	+ABS, RHD

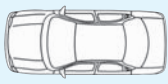































		Spare Parts	F/R	L/R	METELLI ref.		DIMENSIONS mm.	NOTE
1.6 i (LA0L) Eng. K7M720 (55kW)	96-99		R		<b>04-0674</b>		Ø 17,46	-ABS
	96-99				<b>05-0059</b>	Ate	Ø 20,64	-ABS
	96-99				<b>05-0391</b>	Ate	Ø 20,64	Alu, +ABS, LHD
	96-99				<b>05-0242</b>	Bdx	Ø 20,64	+ABS
1.8 16v (LA06, LA12/A/M/R) Eng. F4P720/ 722 (85-88kW)	01-02		R		<b>04-0801</b>	Bdx	Ø 19,05	+ABS
	01-02				<b>05-0412</b>	Ate	Ø 23,81	+ABS, LHD
1.9 D (LA0A/U) Eng. F8Q620/ 624 (47-66-68kW)	96-02		R		<b>04-0674</b>		Ø 17,46	
	96-02		R		<b>04-0801</b>	Bdx	Ø 19,05	+ABS
	3/99-02				<b>05-0390</b>	Ate	Ø 22,20	Alu, Mod. R, -ABS
	9/96-2/99				<b>05-0059</b>	Ate	Ø 20,64	Mod. A/U, -ABS
	96-02				<b>05-0391</b>	Ate	Ø 20,64	Alu, Mod. A/U, +ABS
	96-02				<b>05-0327</b>	Ate	Ø 22,20	Alu, Mod. R, +ABS, LHD
	96-02				<b>05-0242</b>	Bdx	Ø 20,64	+ABS
	96-02				<b>05-0146</b>	Bdx	Ø 20,64	+ABS, RHD
1.9 DCi (LA05, LA1F) Eng. F9Q730/ 731/ 734/ 736 (60-69-72-74-75-77-79-81-88-96kW)	01-02		R		<b>04-0674</b>		Ø 17,46	-ABS
	01-02		R		<b>04-0801</b>	Bdx	Ø 19,05	+ABS, +TC
	01-02				<b>05-0390</b>	Ate	Ø 22,20	Alu, -ABS
	01-02				<b>05-0412</b>	Ate	Ø 23,81	+ABS
1.9 DT (LA0K/Y) Eng. F8Q784/ 786 (66kW)	96-02		R		<b>04-0674</b>		Ø 17,46	-ABS
	96-02		R		<b>04-0801</b>	Bdx	Ø 19,05	+ABS
	9/96-2/99				<b>05-0059</b>	Ate	Ø 20,64	-ABS
	9/96-2/99				<b>05-0391</b>	Ate	Ø 20,64	Alu, +ABS, LHD
	9/96-2/99				<b>05-0242</b>	Bdx	Ø 20,64	+ABS
	96-02				<b>05-0146</b>	Bdx	Ø 20,64	+ABS, RHD
1.9 DTi (LA08/N) Eng. F9Q730/ 731/ 734/ 736 (60-69-72-74-75-77-79-81-88-96kW)	97-01		R		<b>04-0674</b>		Ø 17,46	
	97-01		R		<b>04-0801</b>	Bdx	Ø 19,05	+ABS
	3/99-01				<b>05-0390</b>	Ate	Ø 22,20	Alu, -ABS
	9/96-2/99				<b>05-0391</b>	Ate	Ø 20,64	Alu, +ABS, LHD
	97-01				<b>05-0412</b>	Ate	Ø 23,81	+ABS
	97-2/99				<b>05-0059</b>	Ate	Ø 20,64	-ABS
	97-2/99				<b>05-0242</b>	Bdx	Ø 20,64	+ABS
				<b>05-0327</b>	Ate	Ø 22,20	Alu, +ABS, IP	
1.9 DTi (LA1U) Eng. F9Q744 (47-48-59-66-68kW)	01-02		R		<b>04-0674</b>		Ø 17,46	-ABS
	01-02		R		<b>04-0801</b>	Bdx	Ø 19,05	+ABS
	01-02				<b>05-0412</b>	Ate	Ø 23,81	+ABS
1.9 TDi Eng. F8Q784 (69kW)	1/96-2/99		R		<b>04-0674</b>		Ø 17,46	
	3/99-02		R		<b>04-0801</b>	Bdx	Ø 19,05	+ABS
	96-02		R		<b>04-0648</b>	Luc	Ø 20,64	
	1/97-2/99				<b>05-0242</b>	Bdx	Ø 20,64	+ABS, LHD
	96-02				<b>05-0059</b>	Ate	Ø 20,64	-ABS
	96-02				<b>05-0327</b>	Ate	Ø 22,20	Alu, +ABS
	96-02				<b>05-0390</b>	Ate	Ø 22,20	Alu, -ABS
				<b>05-0146</b>	Bdx	Ø 20,64	+ABS, RHD	
2.0 (LA07/G) Eng. F3R750/ 751 (80-83-84kW)	9/96-02		R		<b>04-0674</b>		Ø 17,46	
	3/99-02				<b>05-0327</b>		Ø 22,20	Alu, +ABS, LHD, +RC
	3/99-02				<b>05-0390</b>	Ate	Ø 22,20	Alu, -ABS, LHD
	9/96-02				<b>05-0391</b>	Ate	Ø 20,64	Alu, +ABS, LHD
	9/96-2/99				<b>05-0059</b>	Ate	Ø 20,64	-ABS
	9/96-2/99				<b>05-0242</b>	Bdx	Ø 20,64	+ABS
<b>Megane II (BM0, CM0), SW 11/02-10/08</b>								
1.4 16v (BM0B, CM0B) Eng. K4J730 (70-72kW)	02-				<b>05-0485</b>	Trw	Ø 23,81	Alu
1.4 16v (Exc. SW) Eng. K4J732 (60-70-72kW)	03-				<b>05-0485</b>	Trw	Ø 23,81	Alu
1.5 DCi Eng. K9K728 (74kW)	03-				<b>05-0485</b>	Trw	Ø 23,81	Alu
1.5 DCi (BM0F, CM0F) Eng. K9K702/ 710/ 722 (60kW)	02-				<b>05-0485</b>	Trw	Ø 23,81	Alu
1.5 DCi, Coupé, Cabrio Eng. K9K724 (63kW)	05-				<b>05-0485</b>	Trw	Ø 23,81	Alu
1.5 DCi, Coupé, Cabrio Eng. K9K764 (78kW)	05-				<b>05-0485</b>	Trw	Ø 23,81	Alu, -Pack Sportivo
1.6 16v, Coupé, Cabrio (BM0C, CM0C) Eng. K4M760 (70-79-83kW)	02-				<b>05-0485</b>	Trw	Ø 23,81	Alu
1.9 DCi Eng. F9Q808 (68kW)	04-				<b>05-0485</b>	Trw	Ø 23,81	Alu
1.9 DCi, Coupé, Cabrio Eng. F9Q804 (81kW)	05-				<b>05-0485</b>	Trw	Ø 23,81	Alu
1.9 DCi, Coupé, Cabrio Eng. F9Q804 (96kW)	05-				<b>05-0485</b>	Trw	Ø 23,81	Alu

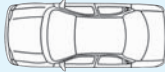




























		Spare Parts	F/R	L/R	METELLI ref.		DIMENSIONS mm.	NOTE
1.9 DCi, Coupé, Cabrio (BM0G, CM0G) Eng. F9Q730/ 731/ 734/ 736/ 800 (60-75-77-88kW)	02-				05-0485	Trw	Ø 23,81	Alu
2.0 16v T., Coupé, Cabrio (Exc. SW) Eng. F4R776 (88-99-103-120-124kW)	04-				05-0485	Trw	Ø 23,81	Alu
2.0 16v, Coupé, Cabrio (BM0U, CM0U) Eng. F4R770 (88-99-103-120-124kW)	02-				05-0485	Trw	Ø 23,81	Alu
2.0 DCi, Coupé, Cabrio Eng. M9R700 (110kW)	05-				05-0485	Trw	Ø 23,81	Alu
2.0 Renault Sport (Exc. SW) Eng. F4R774 (165kW)	04-				05-0485	Trw	Ø 23,81	Alu
<b>Modus 12/04-</b>								
1.2 16v Eng. D4F740 (48kW)	05-		R		04-0846	Ap	Ø 19,05	Alu, -ESP
	05-				05-0705	Ate	Ø 23,81	Alu, +ABS, -ESP
1.2 16v Eng. D4F740 (55kW)	04-		R		04-0846	Ap	Ø 19,05	Alu, -ESP
	04-1/05				05-0587	Ate	Ø 23,81	Alu, +ESP
	04-1/05				05-0452	Ate	Ø 23,81	Alu, -ESP
	2/05-				05-0705	Ate	Ø 23,81	Alu, +ABS, -ESP
1.2 16v Eng. D4F764 (58kW)	06-		R		04-0846	Ap	Ø 19,05	Alu, -ESP
1.4 16v Eng. K4J770 (72kW)	04-		R		04-0846	Ap	Ø 19,05	Alu, -ESP
	04-1/05				05-0587	Ate	Ø 23,81	Alu, +ESP
	04-1/05				05-0452	Ate	Ø 23,81	Alu, -ESP
	2/05-				05-0705	Ate	Ø 23,81	Alu, +ABS, -ESP
1.5 DCi Eng. K9K750 (63kW)	04-		R		04-0846	Ap	Ø 19,05	Alu, -ESP
	04-1/05				05-0587	Ate	Ø 23,81	Alu, +ESP
	04-1/05				05-0452	Ate	Ø 23,81	Alu, -ESP
	2/05-				05-0705	Ate	Ø 23,81	Alu, +ABS, -ESP
1.5 DCi Eng. K9K752 (48kW)	06-		R		04-0846	Ap	Ø 19,05	Alu, -ESP
1.5 DCi Eng. K9K752 (50kW)	04-		R		04-0846	Ap	Ø 19,05	Alu, +ESP
	04-1/05				05-0587	Ate	Ø 23,81	Alu, +ESP
	2/05-				05-0705	Ate	Ø 23,81	Alu, +ABS, -ESP
1.5 DCi Eng. K9K764 (78kW)	05-		R		04-0846	Ap	Ø 19,05	Alu, -ESP
	05-				05-0705	Ate	Ø 23,81	Alu, +ABS, -ESP
1.5 DCi Eng. K9K772 (76kW)	06-		R		04-0846	Ap	Ø 19,05	Alu, -ESP
1.6 Eng. K4M794 (65kW)	04-1/05				05-0587	Ate	Ø 23,81	Alu, +ESP
1.6 16v Eng. K4M790 (82kW)	04-		R		04-0846	Ap	Ø 19,05	Alu, -ESP
	04-1/05				05-0587	Ate	Ø 23,81	Alu, +ESP
	04-1/05				05-0452	Ate	Ø 23,81	Alu, -ESP
	2/05-				05-0705	Ate	Ø 23,81	Alu, +ABS, -ESP
<b>R11 (B/C37) 3/83-12/90</b>								
1.1 (B/C371) Eng. C1E715/ 720 (25-33-35kW)	83-86		R	L	04-0314	Luc	Ø 17,78	Incl. Spain
	86-90		R	L	04-0476	Bdx	Ø 22,00	
	83-86		R	R	04-0315	Luc	Ø 17,78	Incl. Spain
	86-90		R	R	04-0477	Bdx	Ø 22,00	
	83-86				05-0080		Ø 19,05	Spain
	83-90				05-0077		Ø 19,05	Exc. Spain
1.2 (B/C37S) Eng. C1G700/ 710 (40kW)	84-86		R	L	04-0476	Bdx	Ø 22,00	
	84-86		R	L	04-0158	Luc	Ø 22,22	
	86-90		R	L	04-0431	Bdx	Ø 20,64	CRCI
	84-86		R	R	04-0477	Bdx	Ø 22,00	
	84-86		R	R	04-0159	Luc	Ø 22,22	
	86-90		R	R	04-0432	Bdx	Ø 20,64	CRCI
	84-86				05-0080		Ø 19,05	
	86-90				05-0077		Ø 19,05	
1.4 (B/C372, B/C37C) Eng. C1J715 (35-43-44kW)	86-90		R	L	04-0431	Bdx	Ø 20,64	CRCI
	86-90		R	L	04-0158	Luc	Ø 22,22	
	86-90		R	R	04-0432	Bdx	Ø 20,64	CRCI
	86-90		R	R	04-0159	Luc	Ø 22,22	
	86-90				05-0077		Ø 19,05	
	86-90							
1.4 (B/C372/373) Eng. C2J717/ 755 (43-46-50-53kW)	83-86		R	L	04-0158	Luc	Ø 22,22	Exc. Spain
	85-90		R	L	04-0476	Bdx	Ø 22,00	Incl. Spain
	86-90		R	L	04-0431	Bdx	Ø 20,64	CRCI, Exc. Spain
	83-86		R	R	04-0159	Luc	Ø 22,22	Exc. Spain
	85-90		R	R	04-0477	Bdx	Ø 22,00	Incl. Spain
	86-90		R	R	04-0432	Bdx	Ø 20,64	CRCI, Exc. Spain
	83-90				05-0077		Ø 19,05	Exc. Spain

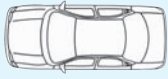





















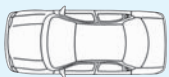






















		Spare Parts	F/R	L/R	METELLI ref.		DIMENSIONS mm.	NOTE
1.4 (B/C372/373) Eng. C2J717/ 755 (43-46-50-53kW)	83-90				<b>05-0080</b>		Ø 19,05	Spain
1.4 (B/C372/373) Eng. C2J718/ 757 (43-46-50-53kW)	85-86		R	L	<b>04-0158</b>	Luc	Ø 22,22	Exc. Spain
	85-90		R	L	<b>04-0476</b>	Bdx	Ø 22,00	Incl. Spain
	86-90		R	L	<b>04-0431</b>	Bdx	Ø 20,64	CRCI, Exc. Spain
	85-86		R	R	<b>04-0159</b>	Luc	Ø 22,22	Exc. Spain
	85-90		R	R	<b>04-0477</b>	Bdx	Ø 22,00	Incl. Spain
	86-90		R	R	<b>04-0432</b>	Bdx	Ø 20,64	CRCI, Exc. Spain
	83-90				<b>05-0077</b>		Ø 19,05	Exc. Spain
	83-90			<b>05-0080</b>		Ø 19,05	Spain	
1.4 (B/C37A/C/R) Eng. C2J720/ 730/ 766/ 767/ 768 (43-46-50-53kW)	86-90		R	L	<b>04-0431</b>	Bdx	Ø 20,64	CRCI
	86-90		R	L	<b>04-0158</b>	Luc	Ø 22,22	
	86-90		R	R	<b>04-0432</b>	Bdx	Ø 20,64	CRCI
	86-90		R	R	<b>04-0159</b>	Luc	Ø 22,22	
	86-90				<b>05-0077</b>		Ø 19,05	
1.4 T. (B/C375) Eng. C1J760/ 764 (77kW)	84-86		R	L	<b>04-0476</b>	Bdx	Ø 22,00	
	84-86		R	L	<b>04-0158</b>	Luc	Ø 22,22	
	84-86		R	R	<b>04-0477</b>	Bdx	Ø 22,00	
	84-86		R	R	<b>04-0159</b>	Luc	Ø 22,22	
	84-86				<b>05-0061</b>		Ø 19,00	-ABS, RHD
	84-86				<b>05-0077</b>		Ø 19,05	LHD
1.4 T. (B/C375) Eng. C1J770/ 782 (85-88kW)	86-90				<b>05-0061</b>		Ø 19,00	-ABS, RHD
	86-90				<b>05-0077</b>		Ø 19,05	LHD
1.6 D, TD (B/C374) Eng. F8M700/ 720/ 730 (40kW)	83-86		R	L	<b>04-0476</b>	Bdx	Ø 22,00	Spain
	83-86		R	L	<b>04-0158</b>	Luc	Ø 22,22	
	86-90		R	L	<b>04-0431</b>	Bdx	Ø 20,64	CRCI, Exc. Spain
	83-86		R	R	<b>04-0477</b>	Bdx	Ø 22,00	Spain
	83-86		R	R	<b>04-0159</b>	Luc	Ø 22,22	
	86-90		R	R	<b>04-0432</b>	Bdx	Ø 20,64	CRCI, Exc. Spain
	83-90				<b>05-0077</b>		Ø 19,05	Exc. Spain
	83-90			<b>05-0080</b>		Ø 19,05	Spain	
1.7 (B/C37 D/N) Eng. F2N708/ 710/ 732/ 742/ 798 (55-59-64-68kW)	87-90		R	L	<b>04-0431</b>	Bdx	Ø 20,64	CRCI
	87-90		R	R	<b>04-0432</b>	Bdx	Ø 20,64	CRCI
	87-90				<b>05-0077</b>		Ø 19,05	
1.7 (B/C376) Eng. F2N700/ 704 (55-59-64-68kW)	83-86		R	L	<b>04-0476</b>	Bdx	Ø 22,00	
	83-9/86		R	L	<b>04-0158</b>	Luc	Ø 22,22	
	83-86		R	R	<b>04-0477</b>	Bdx	Ø 22,00	
	83-9/86		R	R	<b>04-0159</b>	Luc	Ø 22,22	
	83-86				<b>05-0080</b>		Ø 19,05	LHD
	83-86				<b>05-0077</b>		Ø 19,05	RHD
1.7 (B/C37E) Eng. F3N708 (69kW)	87-90		R	L	<b>04-0431</b>	Bdx	Ø 20,64	CRCI
	87-90		R	R	<b>04-0432</b>	Bdx	Ø 20,64	CRCI
	87-90				<b>05-0077</b>		Ø 19,05	
1.7 (B/C37F) Eng. F3N718 (55-66-70kW)	84-86		R	L	<b>04-0158</b>	Luc	Ø 22,22	
	84-90		R	L	<b>04-0476</b>	Bdx	Ø 22,00	Spain
	86-90		R	L	<b>04-0431</b>	Bdx	Ø 20,64	CRCI, Exc. Spain
	84-86		R	R	<b>04-0159</b>	Luc	Ø 22,22	
	84-90		R	R	<b>04-0477</b>	Bdx	Ø 22,00	Spain
	86-90		R	R	<b>04-0432</b>	Bdx	Ø 20,64	CRCI, Exc. Spain
	84-90				<b>05-0077</b>		Ø 19,05	RHD
1.7 (B/C37L) Eng. F2N730 (55-59-64-68kW)	86-90		R	L	<b>04-0431</b>	Bdx	Ø 20,64	CRCI
	86-90		R	R	<b>04-0432</b>	Bdx	Ø 20,64	CRCI
	86-90				<b>05-0077</b>		Ø 19,05	
<b>R12 10/69-8/80</b>								
1.3 (1170), Break Eng. 81002 (37kW)	75-80		R	L	<b>04-0147</b>	Bdx	Ø 22,00	
	75-80		R	L	<b>04-0316</b>	Luc	Ø 22,22	
	75-80		R	R	<b>04-0146</b>	Bdx	Ø 22,00	
	75-80		R	R	<b>04-0317</b>	Luc	Ø 22,22	
	75-80				<b>05-0036</b>	Ate	Ø 19,05	
1.3 (1170), Break Eng. 8100297 (40kW)	69-80		R	L	<b>04-0147</b>	Bdx	Ø 22,00	
	69-80		R	L	<b>04-0316</b>	Luc	Ø 22,22	
	69-80		R	R	<b>04-0146</b>	Bdx	Ø 22,00	
	69-80		R	R	<b>04-0317</b>	Luc	Ø 22,22	
	69-80				<b>05-0036</b>	Ate	Ø 19,05	

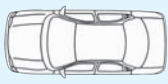



































		Spare Parts	F/R	L/R	METELLI ref.		DIMENSIONS mm.	NOTE
1.3 (1171) Break Eng. 810 (33kW)	70-		R		<b>04-0088</b>		Ø 22,00	
	70-				<b>05-0036</b>		Ø 19,05	
1.3 (1330) Break Eng. 81002 (36-39kW)	72-80		R		<b>04-0088</b>		Ø 22,00	
	72-80				<b>05-0036</b>		Ø 19,05	
1.3 TS (1177) Eng. 81006 (44kW)	72-80		R	L	<b>04-0147</b>	Bdx	Ø 22,00	
	72-80		R	L	<b>04-0316</b>	Luc	Ø 22,22	
	72-80		R	R	<b>04-0146</b>	Bdx	Ø 22,00	
	72-80		R	R	<b>04-0317</b>	Luc	Ø 22,22	
	72-80				<b>05-0036</b>	Ate	Ø 19,05	
1.3 TS (1337) Break Eng. 81006 (44kW)	72-80		R		<b>04-0088</b>		Ø 22,00	
	72-80				<b>05-0036</b>		Ø 19,05	
1.6 (1173) Gordini Eng. 82120/ 807 (40-48-50-61-66-83kW)	-74				<b>05-0036</b>	Ate	Ø 19,05	Ch 331643-
<b>R14 (121) 9/79-12/83</b>								
1.2 (1210) Eng. 129 (42-43kW)	80-83		R	L	<b>04-0476</b>	Bdx	Ø 22,00	
	80-83		R	L	<b>04-0158</b>	Luc	Ø 22,22	
	80-83		R	R	<b>04-0477</b>	Bdx	Ø 22,00	
	80-83		R	R	<b>04-0159</b>	Luc	Ø 22,22	
	80-83				<b>05-0036</b>	Ate	Ø 19,05	+Servo
1.4 (1212) Eng. 150 (52kW)	79-83		R	L	<b>04-0476</b>	Bdx	Ø 22,00	
	79-83		R	L	<b>04-0158</b>	Luc	Ø 22,22	
	79-83		R	R	<b>04-0477</b>	Bdx	Ø 22,00	
	79-83		R	R	<b>04-0159</b>	Luc	Ø 22,22	
	79-83				<b>05-0036</b>	Ate	Ø 19,05	+Servo
1.4 (1213) Eng. 126/ 150700/ X5J7 (44-52kW)	81-83		R	L	<b>04-0476</b>	Bdx	Ø 22,00	
	81-83		R	L	<b>04-0158</b>	Luc	Ø 22,22	
	81-83		R	R	<b>04-0477</b>	Bdx	Ø 22,00	
	81-83		R	R	<b>04-0159</b>	Luc	Ø 22,22	
	81-83				<b>05-0036</b>	Ate	Ø 19,05	+Servo
<b>R15 3/72-10/80</b>								
1.3 (1300) Eng. 81002 (29-31-32-33-37-40-44-47kW)	72-80		R	L	<b>04-0147</b>	Bdx	Ø 22,00	
	72-80		R	L	<b>04-0316</b>	Luc	Ø 22,22	
	72-80		R	R	<b>04-0146</b>	Bdx	Ø 22,00	
	72-80		R	R	<b>04-0317</b>	Luc	Ø 22,22	
	72-80				<b>05-0080</b>		Ø 19,05	Usa/Island/Australia/Switzerland
1.6 (1302) Eng. 807 (40-48-50-61-66-83kW)	72-80		R		<b>04-0088</b>	Bdx	Ø 22,00	
1.6 (1304,1308) Eng. 821 (40-48-50-61-66-83kW)	72-80		R	L	<b>04-0147</b>	Bdx	Ø 22,00	
	72-80		R	R	<b>04-0146</b>	Bdx	Ø 22,00	
	72-80				<b>05-0080</b>		Ø 19,05	Usa/Canada
<b>R16 (115) 9/65-8/80</b>								
1.6 (1152, 1153, 1157) Eng. 821 (40-48-50-61-66-83kW)	-6/74		R		<b>04-0088</b>		Ø 22,00	Ch 133824-
	10/76-80				<b>05-0080</b>		Ø 19,05	
	-10/76				<b>09-0009</b>		Ø	Ch 133824 / 19406-
1.6 (1156) Eng. 843720/ 721 (66-68-71kW)	10/76-80				<b>05-0080</b>		Ø 19,05	
1.6 TS (1151, 1154) Eng. 807 (40-48-50-61-66-83kW)	-6/74		R		<b>04-0088</b>		Ø 22,00	Ch 226626-
	10/76-80				<b>05-0080</b>		Ø 19,05	
	-10/76				<b>09-0009</b>		Ø	Ch 226626-
<b>R17 3/72-10/80</b>								
1.6 (1312) Eng. 80710/ 11 (66kW)	72-76		R		<b>04-0088</b>	Bdx	Ø 22,00	Incl. Usa/Canada
1.6 (1313, 1323) Eng. 80710/ 11 (66kW)	72-80		R		<b>04-0088</b>	Bdx	Ø 22,00	Canada
	72-80		R	L	<b>04-0147</b>		Ø 22,00	Exc. Canada
	72-80		R	R	<b>04-0146</b>		Ø 22,00	Exc. Canada
	72-80				<b>05-0080</b>		Ø 19,05	Canada
1.6 (1314, 1324) Eng. 807 (40-48-50-61-66-83kW)	72-80		R		<b>04-0088</b>	Bdx	Ø 22,00	Canada
	72-80		R	L	<b>04-0147</b>		Ø 22,00	Exc. Canada
	72-80		R	R	<b>04-0146</b>		Ø 22,00	Exc. Canada
	72-80				<b>05-0080</b>		Ø 19,05	Canada
1.6 (1316) Eng. 80710/ 11 (66kW)	72-76		R		<b>04-0088</b>	Bdx	Ø 22,00	Incl. Usa/Canada
1.6 (1322) Eng. 80710/ 11 (66kW)	72-76		R		<b>04-0088</b>	Bdx	Ø 22,00	Incl. Usa/Canada
1.6 Gordini (1317, 1327) Eng. 844 (72-79kW)	74-80		R		<b>04-0088</b>	Bdx	Ø 22,00	Usa
	74-80		R	L	<b>04-0147</b>		Ø 22,00	Exc. Usa
	74-80		R	R	<b>04-0146</b>		Ø 22,00	Exc. Usa
	74-80				<b>05-0080</b>		Ø 19,05	Usa

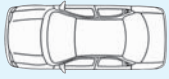



































		Spare Parts	F/R	L/R	METELLI ref.		DIMENSIONS mm.	NOTE
1.6 Gordini (1318, 1328) Eng. 84305 (79kW)	74-80		R		<b>04-0088</b>	Bdx	Ø 22,00	Usa
	74-80		R	L	<b>04-0147</b>		Ø 22,00	Exc. Usa
	74-80		R	R	<b>04-0146</b>		Ø 22,00	Exc. Usa
	74-80				<b>05-0080</b>		Ø 19,05	Usa
<b>R18 (134) 4/78-7/86</b>								
1.4 (1340) Eng. 847720/ 722 (46kW)	78-86		R	L	<b>04-0477</b>	Bdx	Ø 22,00	
	78-86		R	L	<b>04-0158</b>	Luc	Ø 22,22	
	7/83-86		R	R	<b>04-0586</b>	Bdx	Ø 22,00	
	78-6/83		R	R	<b>04-0476</b>	Bdx	Ø 22,00	
	78-86		R	R	<b>04-0159</b>	Luc	Ø 22,22	
	78-86				<b>05-0036</b>		Ø 19,05	
1.4 (1349) Eng. 847720/ 722 (49kW)	80-82		R	L	<b>04-0477</b>	Bdx	Ø 22,00	
	80-82		R	R	<b>04-0476</b>	Bdx	Ø 22,00	
	78-82				<b>05-0036</b>		Ø 19,05	
1.6 (1341) Eng. 841717/ A2M723 (54kW)	82-86		R	L	<b>04-0477</b>	Bdx	Ø 22,00	Incl. Switzerland
	82-86		R	L	<b>04-0158</b>	Luc	Ø 22,22	
	7/83-86		R	R	<b>04-0586</b>	Bdx	Ø 22,00	Incl. Switzerland
	82-6/83		R	R	<b>04-0476</b>	Bdx	Ø 22,00	Incl. Switzerland
	82-86		R	R	<b>04-0159</b>	Luc	Ø 22,22	
	82-86				<b>05-0036</b>		Ø 19,05	Exc. Switzerland
1.6 (1341) Eng. 841725/ 726 (58kW)	82-86				<b>05-0080</b>		Ø 19,05	Switzerland
	78-82		R	L	<b>04-0477</b>	Bdx	Ø 22,00	Incl. Switzerland
	78-82		R	L	<b>04-0158</b>	Luc	Ø 22,22	
	78-82		R	R	<b>04-0476</b>	Bdx	Ø 22,00	Incl. Switzerland
	78-82		R	R	<b>04-0159</b>	Luc	Ø 22,22	
	78-82				<b>05-0036</b>		Ø 19,05	Exc. Switzerland
1.6 (1342) Eng. A6M725/ 726 (71kW)	82-86				<b>05-0080</b>		Ø 19,05	Switzerland
	82-86		R	L	<b>04-0477</b>	Bdx	Ø 22,00	
	82-86		R	L	<b>04-0158</b>	Luc	Ø 22,22	
	7/83-86		R	R	<b>04-0586</b>	Bdx	Ø 22,00	
	81-6/83		R	R	<b>04-0476</b>	Bdx	Ø 22,00	
	82-86		R	R	<b>04-0159</b>	Luc	Ø 22,22	
1.6 T. (134,135A) Eng. A7L752 (82kW)	82-86				<b>05-0136</b>		Ø 20,64	Switzerland/Germany, -ABS
	82-86				<b>05-0136</b>		Ø 20,64	Switzerland/Germany, -ABS
1.6 T. (1345) Eng. 807727 (80kW)	80-82		R		<b>04-0285</b>		Ø 22,00	Exc. Spain
	80-82				<b>05-0136</b>		Ø 20,64	Exc. Spain
1.6 T. (1345) Eng. A5L717/ 718 (92kW)	82-86				<b>05-0136</b>		Ø 20,64	Exc. Spain
2.0 (1343) Eng. J6R716 (74-77-81kW)	82-86		R		<b>04-0285</b>		Ø 22,00	Exc. Spain
	82-86				<b>05-0192</b>		Ø 20,64	
	82-86				<b>05-0136</b>		Ø 20,64	Exc. Spain
2.1 D (1344) Eng. 852710/ J8S711 (43-46-50-53kW)	81-86		R	L	<b>04-0477</b>	Bdx	Ø 22,00	
	81-86		R	L	<b>04-0158</b>	Luc	Ø 22,22	Incl. Spain
	81-86		R	R	<b>04-0476</b>	Bdx	Ø 22,00	Exc. Spain
	81-86		R	R	<b>04-0586</b>	Bdx	Ø 22,00	Spain
	81-86		R	R	<b>04-0159</b>	Luc	Ø 22,22	Incl. Spain
	81-86				<b>05-0077</b>		Ø 19,05	Exc. Spain
2.1 TD (1346) Eng. J8S712 (65kW)	81-86				<b>05-0036</b>		Ø 19,05	Spain
	81-86		R		<b>04-0285</b>		Ø 22,00	
81-86				<b>05-0136</b>		Ø 20,64		
<b>R18 (135) Break 5/79-12/86</b>								
(1357)	80-86				<b>05-0192</b>		Ø 20,64	Exc. Spain
(1358)	80-86		R		<b>04-0285</b>		Ø 22,00	Usa
					<b>05-0077</b>		Ø 19,05	Ch -70000, Usa
1.4 (1350) Eng. 847720/ 722 (46kW)	79-		R		<b>04-0285</b>		Ø 22,00	Ch -114800
	-86		R	L	<b>04-0285</b>		Ø 22,00	Ch 114801-
	-86		R	R	<b>04-0360</b>		Ø 22,00	Ch 114801-
	79-				<b>05-0036</b>		Ø 19,05	Ch -114800
	-86				<b>05-0080</b>		Ø 19,05	Ch 114801-
1.4 (1359) Eng. 847720/ 722 (49kW)	82-		R		<b>04-0285</b>		Ø 22,00	Ch -200, Switzerland
	-86		R	L	<b>04-0285</b>		Ø 22,00	Ch 201-, Switzerland
	-86		R	R	<b>04-0360</b>		Ø 22,00	Ch 201-, Switzerland
	82-86				<b>05-0080</b>		Ø 19,05	Switzerland
1.6 (1351) Eng. 841725/ 726 (58kW)	79-82		R		<b>04-0285</b>		Ø 22,00	Spain
	-82		R	L	<b>04-0285</b>		Ø 22,00	Ch 3401-, Exc. Spain

		Spare Parts	F/R	L/R	METELLI ref.		DIMENSIONS mm.	NOTE
1.6 (1351) Eng. 841725/ 726 (58kW)	-82		R	R	04-0360		Ø 22,00	Ch 3401-, Exc. Spain
	79-82				05-0036		Ø 19,05	Exc. Spain
	-82				05-0080		Ø 19,05	Ch 40002-, Spain
1.6 (R1352) Eng. A6M725/ 726 (71kW)	82-		R		04-0285		Ø 22,00	Ch -5400
	-86		R	L	04-0285		Ø 22,00	Ch 5401-
	-86		R	R	04-0360		Ø 22,00	Ch 5401-
	82-86				05-0192		Ø 20,64	
1.6 T. (1355) Eng. A5L717/ 718 (92kW)	82-86				05-0136		Ø 20,64	
1.6, 4WD (1351) Eng. 841717/ A2M723 (54kW)	-86		R		04-0285		Ø 22,00	Ch 40002-, Spain
	-86		R	L	04-0285		Ø 22,00	Ch 3401-, Exc. Spain
	-86		R	R	04-0360		Ø 22,00	Ch 3401-, Exc. Spain
	82-86				05-0077		Ø 19,05	4WD
	-86				05-0036		Ø 19,05	Ch 3401-, Exc. Spain, Exc. 4WD
	-86				05-0080		Ø 19,05	Ch 40002-, Spain, Exc. 4WD
2.0 (1353) Eng. J6R716 (77kW)	81-86		R		04-0285		Ø 22,00	
	81-86				05-0136		Ø 20,64	
2.1 D (1354) Eng. 852710/ J8S711 (49kW)	80-86		R		04-0285		Ø 22,00	Exc. Spain
	80-86				05-0036		Ø 19,05	
	80-86				05-0077		Ø 19,05	Exc. Spain
2.1 TD (1356) Eng. J8S712 (65kW)	81-86		R		04-0285		Ø 22,00	
	81-86				05-0136		Ø 20,64	
2.2 (135B) Eng. J7T718 (76kW)	84-86		R		04-0285		Ø 22,00	Switzerland
	84-86				05-0136		Ø 20,64	Switzerland
<b>R19 I (B/C53) 1/88-12/92</b>								
1.2 (B/C530) Eng. C1G730 (40kW)	4/91-4/92		R	L	04-0577	Bdx	Ø 20,64	CRCI
	4/91-4/92		R	L	04-0438	Luc	Ø 20,64	CRCI
	88-3/91		R	L	04-0578	Bdx	Ø 20,64	CRCI
	4/91-4/92		R	R	04-0578	Bdx	Ø 20,64	CRCI
	4/91-4/92		R	R	04-0437	Luc	Ø 20,64	CRCI
	88-3/91		R	R	04-0577	Bdx	Ø 20,64	CRCI
	10/91-4/92				05-0059		Ø 20,64	-ABS
	88-9/91				05-0061		Ø 19,00	-ABS
1.4 (B/C532) Kat Eng. C3J710 (43kW)	1/89-3/91		R	L	04-0578	Bdx	Ø 20,64	CRCI
	4/91-4/92		R	L	04-0577	Bdx	Ø 20,64	CRCI
	4/91-4/92		R	L	04-0438	Luc	Ø 20,64	CRCI
	1/89-3/91		R	R	04-0577	Bdx	Ø 20,64	CRCI
	4/91-4/92		R	R	04-0578	Bdx	Ø 20,64	CRCI
	4/91-4/92		R	R	04-0437	Luc	Ø 20,64	CRCI
	1/89-9/91				05-0061		Ø 19,00	-ABS
	10/91-4/92				05-0059		Ø 20,64	-ABS
1.4 (B/C53A,G) Eng. E6J700/ 701 (59kW)	4/91-4/92		R	L	04-0577	Bdx	Ø 20,64	CRCI
	4/91-4/92		R	L	04-0438	Luc	Ø 20,64	CRCI
	88-3/91		R	L	04-0578	Bdx	Ø 20,64	CRCI
	4/91-4/92		R	R	04-0578	Bdx	Ø 20,64	CRCI
	4/91-4/92		R	R	04-0437	Luc	Ø 20,64	CRCI
	88-3/91		R	R	04-0577	Bdx	Ø 20,64	CRCI
	10/91-4/92				05-0059		Ø 20,64	-ABS
88-9/91				05-0061		Ø 19,00	-ABS	
1.4 (B/C53P) Eng. C2J772 (43-46-50-53kW)	1/89-12/89		R	L	04-0578	Bdx	Ø 20,64	CRCI
	1/89-12/89		R	R	04-0577	Bdx	Ø 20,64	CRCI
	1/89-12/89				05-0061		Ø 19,00	-ABS
1.7 (B/C53B) Eng. F3N740/ 741 (55-66-70kW)	4/91-4/92		R	L	04-0577	Bdx	Ø 20,64	CRCI
	4/91-4/92		R	L	04-0438	Luc	Ø 20,64	CRCI
	88-3/91		R	L	04-0578	Bdx	Ø 20,64	CRCI
	4/91-4/92		R	R	04-0578	Bdx	Ø 20,64	CRCI
	4/91-4/92		R	R	04-0437	Luc	Ø 20,64	CRCI
	88-3/91		R	R	04-0577	Bdx	Ø 20,64	CRCI
	10/91-4/92				05-0242		Ø 20,64	+ABS
88-9/91				05-0061		Ø 19,00	-ABS	
1.7 (B/C53C) Eng. F3N742/ 743 (55-66-70kW)	4/91-4/92		R	L	04-0577	Bdx	Ø 20,64	CRCI
	4/91-4/92		R	L	04-0438	Luc	Ø 20,64	CRCI
	88-3/91		R	L	04-0578	Bdx	Ø 20,64	CRCI
	4/91-4/92		R	R	04-0578	Bdx	Ø 20,64	CRCI
	4/91-4/92		R	R	04-0437	Luc	Ø 20,64	CRCI

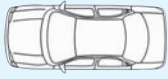



























		Spare Parts	F/R	L/R	METELLI ref.		DIMENSIONS mm.	NOTE	
1.7 (B/C53C) Eng. F3N742/ 743 (55-66-70kW)	88-3/91		R	R	<b>04-0577</b>	Bdx	Ø 20,64	CRCI	
	10/91-4/92				<b>05-0242</b>		Ø 20,64	+ABS	
	88-9/91					<b>05-0061</b>		Ø 19,00	-ABS
1.8 16v (B/C53D) Eng. F7P704 (99-101kW)	89-92				<b>05-0242</b>		Ø 20,64	+ABS	
	89-92					<b>05-0059</b>	Ø 20,64	-ABS	
1.9 D (B/C534, B/C53J) Eng. F8Q706/ 742 (47-66-68kW)	4/91-4/92		R	L	<b>04-0577</b>	Bdx	Ø 20,64	CRCI	
	4/91-4/92		R	L	<b>04-0438</b>	Luc	Ø 20,64	CRCI	
	88-3/91		R	L	<b>04-0578</b>	Bdx	Ø 20,64	CRCI	
	4/91-4/92		R	R	<b>04-0578</b>	Bdx	Ø 20,64	CRCI	
	4/91-4/92		R	R	<b>04-0437</b>	Luc	Ø 20,64	CRCI	
	88-3/91		R	R	<b>04-0577</b>	Bdx	Ø 20,64	CRCI	
	10/91-4/92					<b>05-0242</b>	Ø 20,64	+ABS	
	10/91-4/92					<b>05-0059</b>	Ø 20,64	-ABS	
	88-9/91					<b>05-0061</b>	Ø 19,00	-ABS	
	1.9 TD (C/B53K) Eng. F8Q706/ 740/ 742/ 756/ 764 (47-66-68kW)	4/91-4/92		R	L	<b>04-0577</b>	Bdx	Ø 20,64	CRCI
4/91-4/92			R	L	<b>04-0438</b>	Luc	Ø 20,64	CRCI	
90-3/91			R	L	<b>04-0578</b>	Bdx	Ø 20,64	CRCI	
4/91-4/92			R	R	<b>04-0578</b>	Bdx	Ø 20,64	CRCI	
4/91-4/92			R	R	<b>04-0437</b>	Luc	Ø 20,64	CRCI	
90-3/91			R	R	<b>04-0577</b>	Bdx	Ø 20,64	CRCI	
10/91-4/92						<b>05-0242</b>	Ø 20,64	+ABS	
90-9/91						<b>05-0061</b>	Ø 19,00	-ABS	
<b>R19 I (D53) Cabrio 9/88-4/92</b>									
1.7 (D53B) Eng. F3N740/ 741 (55-66-70kW)	4/91-4/92		R	L	<b>04-0577</b>	Bdx	Ø 20,64	CRCI	
	4/91-4/92		R	L	<b>04-0438</b>	Luc	Ø 20,64	CRCI	
	88-3/91		R	L	<b>04-0578</b>	Bdx	Ø 20,64	CRCI	
	4/91-4/92		R	R	<b>04-0578</b>	Bdx	Ø 20,64	CRCI	
	4/91-4/92		R	R	<b>04-0437</b>	Luc	Ø 20,64	CRCI	
	88-3/91		R	R	<b>04-0577</b>	Bdx	Ø 20,64	CRCI	
	10/91-4/92					<b>05-0242</b>	Ø 20,64	+ABS	
88-9/91					<b>05-0061</b>	Ø 19,00	-ABS		
1.7 (D53F) Eng. F3N742/ 743 (55-66-70kW)	91-92		R	L	<b>04-0577</b>	Bdx	Ø 20,64	CRCI	
	91-92		R	L	<b>04-0438</b>	Luc	Ø 20,64	CRCI	
	91-92		R	R	<b>04-0578</b>	Bdx	Ø 20,64	CRCI	
	91-92		R	R	<b>04-0437</b>	Luc	Ø 20,64	CRCI	
	91-92					<b>05-0061</b>	Ate	Ø 19,00	-ABS
	91-92					<b>05-0146</b>	Bdx	Ø 20,64	+ABS
1.8 16v (D53D) Eng. F7P704 (99-101kW)	89-92				<b>05-0242</b>		Ø 20,64	+ABS	
	89-92					<b>05-0059</b>	Ø 20,64	-ABS	
<b>R19 I (L53) Chamade 1/88-12/92</b>									
1.4 Eng. C3J710 (43kW)	4/91-92		R	L	<b>04-0577</b>	Bdx	Ø 20,64	CRCI	
	88-3/91		R	L	<b>04-0578</b>	Bdx	Ø 20,64	CRCI	
	88-92		R	L	<b>04-0438</b>	Luc	Ø 20,64	CRCI	
	4/91-92		R	R	<b>04-0578</b>	Bdx	Ø 20,64	CRCI	
	88-3/91		R	R	<b>04-0577</b>	Bdx	Ø 20,64	CRCI	
	88-92		R	R	<b>04-0437</b>	Luc	Ø 20,64	CRCI	
	4/91-92					<b>05-0059</b>	Ø 20,64	-ABS	
	88-3/91					<b>05-0061</b>	Ø 19,00	-ABS	
	88-92					<b>05-0242</b>	Ø 20,64	+ABS	
1.4 (L532, L53A/P) Eng. C2J772 (43-44-46-49-50-51-52-53kW)	4/91-92		R	L	<b>04-0577</b>	Bdx	Ø 20,64	CRCI	
	88-3/91		R	L	<b>04-0578</b>	Bdx	Ø 20,64	CRCI	
	88-92		R	L	<b>04-0438</b>	Luc	Ø 20,64	CRCI	
	4/91-92		R	R	<b>04-0578</b>	Bdx	Ø 20,64	CRCI	
	88-3/91		R	R	<b>04-0577</b>	Bdx	Ø 20,64	CRCI	
	88-92		R	R	<b>04-0437</b>	Luc	Ø 20,64	CRCI	
	4/91-92					<b>05-0059</b>	Ø 20,64	-ABS	
	88-3/91					<b>05-0061</b>	Ø 19,00	-ABS	
88-92					<b>05-0242</b>	Ø 20,64	+ABS		
1.7 (L53B) Eng. F3N740/ 741 (55-66-70kW)	4/89-3/91		R	L	<b>04-0578</b>	Bdx	Ø 20,64	CRCI	
	4/91-92		R	L	<b>04-0577</b>	Bdx	Ø 20,64	CRCI	
	89-92		R	L	<b>04-0438</b>	Luc	Ø 20,64	CRCI	
	4/89-3/91		R	R	<b>04-0577</b>	Bdx	Ø 20,64	CRCI	
	4/91-92		R	R	<b>04-0578</b>	Bdx	Ø 20,64	CRCI	
	89-92		R	R	<b>04-0437</b>	Luc	Ø 20,64	CRCI	

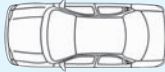



























		Spare Parts	F/R	L/R	METELLI ref.		DIMENSIONS mm.	NOTE
1.7 (L53B) Eng. F3N740/ 741 (55-66-70kW)	4/89-3/91				<b>05-0061</b>		Ø 19,00	-ABS
	4/91-92				<b>05-0059</b>		Ø 20,64	-ABS
	89-92				<b>05-0242</b>		Ø 20,64	+ABS
1.7 (L53C) Eng. F3N742/ 743 (55-66-70kW)	4/91-92		R	L	<b>04-0577</b>	Bdx	Ø 20,64	CRCI
	88-3/91		R	L	<b>04-0578</b>	Bdx	Ø 20,64	CRCI
	88-92		R	L	<b>04-0438</b>	Luc	Ø 20,64	CRCI
	4/91-92		R	R	<b>04-0578</b>	Bdx	Ø 20,64	CRCI
	88-3/91		R	R	<b>04-0577</b>	Bdx	Ø 20,64	CRCI
	88-92		R	R	<b>04-0437</b>	Luc	Ø 20,64	CRCI
	4/91-92				<b>05-0059</b>		Ø 20,64	-ABS
	88-3/91				<b>05-0061</b>		Ø 19,00	-ABS
	88-92				<b>05-0242</b>		Ø 20,64	+ABS
1.8 16v (L53D) Eng. F7P704 (99-101kW)	89-92		R	L	<b>04-0438</b>	Luc	Ø 20,64	CRCI
	89-92		R	R	<b>04-0437</b>	Luc	Ø 20,64	CRCI
	89-92				<b>05-0242</b>		Ø 20,64	+ABS
	89-92				<b>05-0059</b>		Ø 20,64	-ABS
1.9 D (L534, L53J) Eng. F8Q706/ 742 (47-66-68kW)	4/89-3/91		R	L	<b>04-0578</b>	Bdx	Ø 20,64	CRCI
	4/91-92		R	L	<b>04-0577</b>	Bdx	Ø 20,64	CRCI
	89-92		R	L	<b>04-0438</b>	Luc	Ø 20,64	CRCI
	4/89-3/91		R	R	<b>04-0577</b>	Bdx	Ø 20,64	CRCI
	4/91-92		R	R	<b>04-0578</b>	Bdx	Ø 20,64	CRCI
	89-92		R	R	<b>04-0437</b>	Luc	Ø 20,64	CRCI
	4/89-3/91				<b>05-0061</b>		Ø 19,00	-ABS
	4/91-92				<b>05-0059</b>		Ø 20,64	-ABS
	89-92				<b>05-0242</b>		Ø 20,64	+ABS
1.9 TD (L53K) Eng. F8Q706/ 742 (47-66-68kW)	4/91-92		R	L	<b>04-0577</b>	Bdx	Ø 20,64	CRCI
	90-3/91		R	L	<b>04-0578</b>	Bdx	Ø 20,64	CRCI
	90-92		R	L	<b>04-0438</b>	Luc	Ø 20,64	CRCI
	4/91-92		R	R	<b>04-0578</b>	Bdx	Ø 20,64	CRCI
	90-3/91		R	R	<b>04-0577</b>	Bdx	Ø 20,64	CRCI
	90-92		R	R	<b>04-0437</b>	Luc	Ø 20,64	CRCI
	4/91-92				<b>05-0059</b>		Ø 20,64	-ABS
	90-3/91				<b>05-0061</b>		Ø 19,00	-ABS
90-92				<b>05-0242</b>		Ø 20,64	+ABS	
<b>R19 II (B/C53) 1/92-6/96</b>								
1.2 (B/C530) Eng. C1G730 (40kW)	92-95		R	L	<b>04-0577</b>	Bdx	Ø 20,64	CRCI
	92-95		R	L	<b>04-0438</b>	Luc	Ø 20,64	CRCI
	92-95		R	R	<b>04-0578</b>	Bdx	Ø 20,64	CRCI
	92-95		R	R	<b>04-0437</b>	Luc	Ø 20,64	CRCI
	92-95				<b>05-0059</b>		Ø 20,64	-ABS
1.2 (B/C53W) Eng. E7F700/ 706/ 730 (46kW)	92-95		R	L	<b>04-0577</b>	Bdx	Ø 20,64	CRCI
	92-95		R	L	<b>04-0438</b>	Luc	Ø 20,64	CRCI
	92-95		R	R	<b>04-0578</b>	Bdx	Ø 20,64	CRCI
	92-95		R	R	<b>04-0437</b>	Luc	Ø 20,64	CRCI
	92-95				<b>05-0059</b>		Ø 20,64	-ABS
1.4 (B/C531/537) Eng. E7J700 (58kW)	92-95		R	L	<b>04-0577</b>	Bdx	Ø 20,64	CRCI
	92-95		R	L	<b>04-0438</b>	Luc	Ø 20,64	CRCI
	92-95		R	R	<b>04-0578</b>	Bdx	Ø 20,64	CRCI
	92-95		R	R	<b>04-0437</b>	Luc	Ø 20,64	CRCI
	92-95				<b>05-0059</b>		Ø 20,64	-ABS
1.4 (B/C532) Eng. C3J710 (43kW)	92-95		R	L	<b>04-0577</b>	Bdx	Ø 20,64	CRCI
	92-95		R	L	<b>04-0438</b>	Luc	Ø 20,64	CRCI
	92-95		R	R	<b>04-0578</b>	Bdx	Ø 20,64	CRCI
	92-95		R	R	<b>04-0437</b>	Luc	Ø 20,64	CRCI
	92-95				<b>05-0059</b>		Ø 20,64	-ABS
1.4 (B/C535) Eng. E7J742 (52-55kW)	92-95		R	L	<b>04-0577</b>	Bdx	Ø 20,64	CRCI, -ABS
	92-95		R	L	<b>04-0438</b>	Luc	Ø 20,64	CRCI, -ABS
	92-95		R	R	<b>04-0578</b>	Bdx	Ø 20,64	CRCI, -ABS
	92-95		R	R	<b>04-0437</b>	Luc	Ø 20,64	CRCI, -ABS
	92-95				<b>05-0059</b>	Ate	Ø 20,64	-ABS
	92-95				<b>05-0146</b>	Bdx	Ø 20,64	+ABS
1.4 (B/C53A,G) Eng. E6J700/ 701 (59kW)	92-95		R	L	<b>04-0577</b>	Bdx	Ø 20,64	CRCI
	92-95		R	L	<b>04-0438</b>	Luc	Ø 20,64	CRCI
	92-95		R	R	<b>04-0578</b>	Bdx	Ø 20,64	CRCI

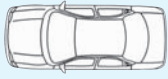






























































		Spare Parts	F/R	L/R	METELLI ref.		DIMENSIONS mm.	NOTE
1.4 (B/C53A,G) Eng. E6J700/ 701 (59kW)	92-95		R	R	<b>04-0437</b>	Luc	Ø 20,64	CRCI
	92-95				<b>05-0242</b>		Ø 20,64	+ABS
	92-95				<b>05-0059</b>		Ø 20,64	-ABS
1.4 (B/C53H,B) Eng. C3J710 (43kW)	92-95		R	L	<b>04-0438</b>	Luc	Ø 20,64	CRCI
	92-95		R	R	<b>04-0437</b>	Luc	Ø 20,64	CRCI
	92-95				<b>05-0061</b>		Ø 19,00	-ABS
1.7 (B/C533) Eng. F3N742 (68kW)	92-95		R	L	<b>04-0577</b>	Bdx	Ø 20,64	CRCI
	92-95		R	L	<b>04-0438</b>	Luc	Ø 20,64	CRCI
	92-95		R	R	<b>04-0578</b>	Bdx	Ø 20,64	CRCI
	92-95		R	R	<b>04-0437</b>	Luc	Ø 20,64	CRCI
	92-95				<b>05-0242</b>		Ø 20,64	+ABS
	92-95				<b>05-0059</b>		Ø 20,64	-ABS
1.7 (B/C53B, C) Eng. F3N740/ 741 (55-66-70kW)	92-95		R	L	<b>04-0577</b>	Bdx	Ø 20,64	CRCI
	92-95		R	L	<b>04-0438</b>	Luc	Ø 20,64	CRCI
	92-95		R	R	<b>04-0578</b>	Bdx	Ø 20,64	CRCI
	92-95		R	R	<b>04-0437</b>	Luc	Ø 20,64	CRCI
	92-95				<b>05-0242</b>		Ø 20,64	+ABS
	92-95				<b>05-0059</b>		Ø 20,64	-ABS
1.7 (B/C53F) Eng. F3N742/ 743 (55-66-70kW)	92-95		R	L	<b>04-0599</b>	Bdx	Ø 19,05	
	92-95		R	R	<b>04-0600</b>	Bdx	Ø 19,05	
	92-95				<b>05-0061</b>	Ate	Ø 19,00	Driving school, -ABS
	92-95				<b>05-0059</b>	Ate	Ø 20,64	Exc. Driving School, -ABS
	92-95				<b>05-0146</b>	Bdx	Ø 20,64	+ABS
1.7 (B536/E, B53M) Eng. F3N740/ 741 (55-66-70kW)	92-95		R	L	<b>04-0438</b>	Luc	Ø 20,64	CRCI
	92-95		R	R	<b>04-0437</b>	Luc	Ø 20,64	CRCI
	92-95				<b>05-0061</b>		Ø 19,00	-ABS
1.8 (5/853/353A) Eng. F3P706/ 760 (65-66-70-80-81kW)	92-96		R	L	<b>04-0577</b>	Bdx	Ø 20,64	CRCI
	92-96		R	L	<b>04-0438</b>	Luc	Ø 20,64	CRCI
	92-96		R	R	<b>04-0578</b>	Bdx	Ø 20,64	CRCI
	92-96		R	R	<b>04-0437</b>	Luc	Ø 20,64	CRCI
	92-96				<b>05-0059</b>	Ate	Ø 20,64	-ABS
	92-96				<b>05-0146</b>	Bdx	Ø 20,64	+ABS
1.8 (5/853/353F, B/C538) Eng. F3P682/ 764/ 765 (65-66-70-80-81kW)	94-96		R	L	<b>04-0577</b>	Bdx	Ø 20,64	CRCI
	94-96		R	L	<b>04-0438</b>	Luc	Ø 20,64	CRCI
	94-96		R	R	<b>04-0578</b>	Bdx	Ø 20,64	CRCI
	94-96		R	R	<b>04-0437</b>	Luc	Ø 20,64	CRCI
	94-96				<b>05-0059</b>	Ate	Ø 20,64	-ABS
	94-96				<b>05-0146</b>	Bdx	Ø 20,64	+ABS
1.8 (B/C538) Eng. F3P700 (65-66-70-80-81kW)	92-94		R	L	<b>04-0599</b>	Bdx	Ø 19,05	
	92-94		R	R	<b>04-0600</b>	Bdx	Ø 19,05	
	92-94				<b>05-0242</b>		Ø 20,64	+ABS
	92-94				<b>05-0059</b>		Ø 20,64	-ABS
1.8 (B/C53Y) Eng. F3P704/ 705/ 706/ 707/ 708/ 760 (65-66-70-80-81kW)	92-96		R	L	<b>04-0577</b>	Bdx	Ø 20,64	CRCI
	92-96		R	L	<b>04-0438</b>	Luc	Ø 20,64	CRCI
	92-96		R	R	<b>04-0578</b>	Bdx	Ø 20,64	CRCI
	92-96		R	R	<b>04-0437</b>	Luc	Ø 20,64	CRCI
	92-96				<b>05-0242</b>		Ø 20,64	+ABS
	92-96				<b>05-0059</b>		Ø 20,64	-ABS
1.8 16v (B/C53D) Eng. F7P704 (99-101kW)	92-96				<b>05-0059</b>	Ate	Ø 20,64	-ABS
	92-96				<b>05-0146</b>	Bdx	Ø 20,64	+ABS
1.9 D (B/C53I/J) Eng. F8Q742 (47-66-68kW)	92-95		R	L	<b>04-0577</b>	Bdx	Ø 20,64	CRCI
	92-95		R	L	<b>04-0438</b>	Luc	Ø 20,64	CRCI
	92-95		R	R	<b>04-0578</b>	Bdx	Ø 20,64	CRCI
	92-95		R	R	<b>04-0437</b>	Luc	Ø 20,64	CRCI
	92-95				<b>05-0242</b>		Ø 20,64	+ABS
	92-95				<b>05-0059</b>		Ø 20,64	-ABS
1.9 DT (B/C53K) Eng. F8Q744 (47-66-68kW)	92-95		R	L	<b>04-0599</b>	Bdx	Ø 19,05	
	92-95		R	R	<b>04-0600</b>	Bdx	Ø 19,05	
	92-95				<b>05-0061</b>		Ø 19,00	-ABS
1.9 DT (B/C53T) Eng. F8Q744 (47-66-68kW)	92-95		R	L	<b>04-0599</b>	Bdx	Ø 19,05	
	92-95		R	R	<b>04-0600</b>	Bdx	Ø 19,05	
	92-95				<b>05-0059</b>		Ø 20,64	-ABS

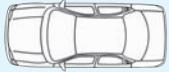

































		Spare Parts	F/R	L/R	METELLI ref.		DIMENSIONS mm.	NOTE
<b>R19 II (D53) Cabrio 4/92-6/96</b>								
1.7 (D53F) Eng. F3N742/ 743 (55-66-70kW)	92-95		R	L	04-0599		Ø 19,05	
	92-95		R	R	04-0600		Ø 19,05	
	92-95				05-0059		Ø 20,64	
1.8 (D53Y) Eng. F3P704/ 705/ 706/ 707/ 708/ 760 (65-66-70-80-81kW)	92-96		R	L	04-0577	Bdx	Ø 20,64	CRCI
	92-96		R	L	04-0438	Luc	Ø 20,64	CRCI
	92-96		R	R	04-0578	Bdx	Ø 20,64	CRCI
	92-96		R	R	04-0437	Luc	Ø 20,64	CRCI
	92-96				05-0242		Ø 20,64	+ABS
	92-96				05-0059		Ø 20,64	-ABS
<b>R19 II (L53) Chamade 1/92-12/95</b>								
1.2 (L530) Eng. C1G730 (40kW)	92-95		R	L	04-0577	Bdx	Ø 20,64	CRCI
	92-95		R	L	04-0438	Luc	Ø 20,64	CRCI
	92-95		R	R	04-0578	Bdx	Ø 20,64	CRCI
	92-95		R	R	04-0437	Luc	Ø 20,64	CRCI
	92-95				05-0059		Ø 20,64	-ABS
1.2 (L53W) Eng. E7F700/ 706/ 730 (46kW)	92-95		R	L	04-0577	Bdx	Ø 20,64	CRCI
	92-95		R	L	04-0438	Luc	Ø 20,64	CRCI
	92-95		R	R	04-0578	Bdx	Ø 20,64	CRCI
	92-95		R	R	04-0437	Luc	Ø 20,64	CRCI
	92-95				05-0059		Ø 20,64	-ABS
1.4 (L532/531) Eng. C3J710 (43kW)	92-95		R	L	04-0577	Bdx	Ø 20,64	CRCI
	92-95		R	L	04-0438	Luc	Ø 20,64	CRCI
	92-95		R	R	04-0578	Bdx	Ø 20,64	CRCI
	92-95		R	R	04-0437	Luc	Ø 20,64	CRCI
	92-95				05-0059		Ø 20,64	-ABS
1.4 (L535) Eng. E7J742 (52-55kW)	93-95		R	L	04-0577	Bdx	Ø 20,64	CRCI, -ABS
	93-95		R	L	04-0438	Luc	Ø 20,64	CRCI, -ABS
	93-95		R	R	04-0578	Bdx	Ø 20,64	CRCI, -ABS
	93-95		R	R	04-0437	Luc	Ø 20,64	CRCI, -ABS
	93-95				05-0059	Ate	Ø 20,64	-ABS
	93-95				05-0146	Bdx	Ø 20,64	+ABS
1.4 (L53A,G) Eng. E6J700/ 701 (59kW)	92-95		R	L	04-0577	Bdx	Ø 20,64	CRCI
	92-95		R	L	04-0438	Luc	Ø 20,64	CRCI
	92-95		R	R	04-0578	Bdx	Ø 20,64	CRCI
	92-95		R	R	04-0437	Luc	Ø 20,64	CRCI
	92-95				05-0242		Ø 20,64	+ABS
	92-95				05-0059		Ø 20,64	-ABS
1.7 (L533) Eng. F3N742/ 743 (55-66-70kW)	92-95		R	L	04-0577	Bdx	Ø 20,64	CRCI
	92-95		R	L	04-0438	Luc	Ø 20,64	CRCI
	92-95		R	R	04-0578	Bdx	Ø 20,64	CRCI
	92-95		R	R	04-0437	Luc	Ø 20,64	CRCI
	92-95				05-0242		Ø 20,64	+ABS
	92-95				05-0059		Ø 20,64	-ABS
1.7 (L53B) Eng. F3N740/ 741 (55-66-70kW)	92-95		R	L	04-0577	Bdx	Ø 20,64	CRCI
	92-95		R	L	04-0438	Luc	Ø 20,64	CRCI
	92-95		R	R	04-0578	Bdx	Ø 20,64	CRCI
	92-95		R	R	04-0437	Luc	Ø 20,64	CRCI
	92-95				05-0242		Ø 20,64	+ABS
	92-95				05-0059		Ø 20,64	-ABS
1.7 (L53F) Eng. F3N742/ 743 (55-66-70kW)	92-95		R	L	04-0599	Bdx	Ø 19,05	
	92-95		R	R	04-0600	Bdx	Ø 19,05	
	92-95				05-0059		Ø 20,64	-ABS
1.8 (L453A/F) Eng. F3P706/ 760 (65-66-70-80-81kW)	92-95		R	L	04-0577	Bdx	Ø 20,64	CRCI
	92-95		R	L	04-0438	Luc	Ø 20,64	CRCI
	92-95		R	R	04-0578	Bdx	Ø 20,64	CRCI
	92-95		R	R	04-0437	Luc	Ø 20,64	CRCI
	92-95				05-0059	Ate	Ø 20,64	-ABS
	92-95				05-0146	Bdx	Ø 20,64	+ABS
1.8 (L538) Eng. F3P700 (65-66-70-80-81kW)	92-94		R	L	04-0599	Bdx	Ø 19,05	
	92-94		R	R	04-0600	Bdx	Ø 19,05	
	92-94				05-0059		Ø 20,64	-ABS

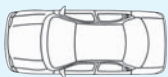























































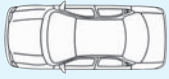































		Spare Parts	F/R	L/R	METELLI ref.		DIMENSIONS mm.	NOTE
1.8 (L53V, L538) Eng. F3P682/ 764/ 765 (65-66-70-80-81kW)	94-95		R	L	<b>04-0577</b>	Bdx	Ø 20,64	CRCI
	94-95		R	L	<b>04-0438</b>	Luc	Ø 20,64	CRCI
	94-95		R	R	<b>04-0578</b>	Bdx	Ø 20,64	CRCI
	94-95		R	R	<b>04-0437</b>	Luc	Ø 20,64	CRCI
	94-95				<b>05-0059</b>	Ate	Ø 20,64	-ABS
	94-95				<b>05-0146</b>	Bdx	Ø 20,64	+ABS
1.8 (L53Y) Eng. F3P704/ 705/ 706/ 707/ 708/ 760 (65kW)	92-95		R	L	<b>04-0577</b>	Bdx	Ø 20,64	CRCI
	92-95		R	L	<b>04-0438</b>	Luc	Ø 20,64	CRCI
	92-95		R	R	<b>04-0578</b>	Bdx	Ø 20,64	CRCI
	92-95		R	R	<b>04-0437</b>	Luc	Ø 20,64	CRCI
	92-95				<b>05-0242</b>		Ø 20,64	+ABS
	92-95				<b>05-0059</b>		Ø 20,64	-ABS
1.8 16v (L53D) Eng. F7P704 (99-101kW)	92-95				<b>05-0059</b>	Ate	Ø 20,64	-ABS
	92-95				<b>05-0146</b>	Bdx	Ø 20,64	+ABS
1.9 D (L53J) Eng. F8Q742 (47-66-68kW)	92-95		R	L	<b>04-0577</b>	Bdx	Ø 20,64	CRCI
	92-95		R	L	<b>04-0438</b>	Luc	Ø 20,64	CRCI
	92-95		R	R	<b>04-0578</b>	Bdx	Ø 20,64	CRCI
	92-95		R	R	<b>04-0437</b>	Luc	Ø 20,64	CRCI
	92-95				<b>05-0242</b>		Ø 20,64	+ABS
	92-95				<b>05-0059</b>		Ø 20,64	-ABS
1.9 DT (L53K) Eng. F8Q744 (68kW)	92-95		R	L	<b>04-0599</b>	Bdx	Ø 19,05	
	92-95		R	R	<b>04-0600</b>	Bdx	Ø 19,05	
	92-95				<b>05-0059</b>		Ø 20,64	-ABS
1.9 DT (L53T) Eng. F8Q744 (47-66-68kW)	92-95		R	L	<b>04-0599</b>	Bdx	Ø 19,05	
	92-95		R	R	<b>04-0600</b>	Bdx	Ø 19,05	
	92-95				<b>05-0059</b>		Ø 20,64	-ABS
<b>R20 (127) 10/75-12/83</b>								
1.6 (1271) Eng. 843720/ 721 (66-68-71kW)	75-83		R	L	<b>04-0148</b>	Bdx	Ø 22,00	
	75-83		R	L	<b>04-0587</b>	Luc	Ø 22,22	
	75-83		R	R	<b>04-0149</b>	Bdx	Ø 22,00	
	75-83		R	R	<b>04-0588</b>	Luc	Ø 22,22	
2.0 (1272) Eng. 829700/ 701 (59-63-76-80-81kW)	77-80		R	L	<b>04-0148</b>	Bdx	Ø 22,00	Sweden
	77-80		R	L	<b>04-0587</b>	Luc	Ø 22,22	Sweden
	77-80		R	R	<b>04-0149</b>	Bdx	Ø 22,00	Sweden
	77-80		R	R	<b>04-0588</b>	Luc	Ø 22,22	Sweden
	77-80				<b>05-0194</b>		Ø 20,64	Sweden, -ABS
2.0 (1277) Eng. 829702/ 703 (59-63-76-80-81kW)	80-83		R	L	<b>04-0148</b>	Bdx	Ø 22,00	
	80-83		R	L	<b>04-0587</b>	Luc	Ø 22,22	
	80-83		R	R	<b>04-0149</b>	Bdx	Ø 22,00	
	80-83		R	R	<b>04-0588</b>	Luc	Ø 22,22	
	80-83				<b>05-0194</b>		Ø 20,64	-ABS
2.1 D (1276) Eng. 852710 (43-46-50kW)	80-83		R	L	<b>04-0148</b>	Bdx	Ø 22,00	
	80-83		R	L	<b>04-0587</b>	Luc	Ø 22,22	
	80-83		R	R	<b>04-0149</b>	Bdx	Ø 22,00	
	80-83		R	R	<b>04-0588</b>	Luc	Ø 22,22	
	80-83				<b>05-0194</b>		Ø 20,64	-ABS
2.1 TD (1270) Eng. J8S702 (63kW)	82-83		R	L	<b>04-0148</b>	Bdx	Ø 22,00	
	82-83		R	L	<b>04-0587</b>	Luc	Ø 22,22	
	82-83		R	R	<b>04-0149</b>	Bdx	Ø 22,00	
	82-83		R	R	<b>04-0588</b>	Luc	Ø 22,22	
	82-83				<b>05-0194</b>		Ø 20,64	-ABS
2.2 (1279) Eng. 851700 (67-70-74-76-79-85-89-91-101kW)	80-83		R	L	<b>04-0148</b>	Bdx	Ø 22,00	
	80-83		R	L	<b>04-0587</b>	Luc	Ø 22,22	
	80-83		R	R	<b>04-0149</b>	Bdx	Ø 22,00	
	80-83		R	R	<b>04-0588</b>	Luc	Ø 22,22	
<b>R21 (B48) 3/86-6/94</b>								
1.4 (B48D) Eng. C2J770 (43-46-50-53kW)	6/89-		R	L	<b>04-0591</b>	Bdx	Ø 22,00	Ch S00006091-, CRCI
			R	L	<b>04-0478</b>	Bdx	Ø 22,00	Ch -S00006089, CRCI
	6/89-		R	R	<b>04-0592</b>	Bdx	Ø 22,00	Ch S00006091-, CRCI
			R	R	<b>04-0479</b>	Bdx	Ø 22,00	Ch -S00006089, CRCI
	6/89-				<b>05-0061</b>		Ø 19,00	-ABS
1.4 (B48U) Eng. C2J770 (50kW)	90-92		R	L	<b>04-0476</b>	Bdx	Ø 22,00	
	90-92		R	R	<b>04-0477</b>	Bdx	Ø 22,00	
	90-92				<b>05-0193</b>		Ø 20,64	-ABS

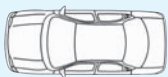




























		Spare Parts	F/R	L/R	METELLI ref.		DIMENSIONS mm.	NOTE
1.7 (B481,484) Eng. F2N712 (55-59-64-68kW)	86-		R	L	04-0591	Bdx	Ø 22,00	Ch S00000050-, CRCI
			R	L	04-0478	Bdx	Ø 22,00	Ch -S00000049, CRCI
	86-94		R	R	04-0592	Bdx	Ø 22,00	Ch S00000050-, CRCI
			R	R	04-0479	Bdx	Ø 22,00	Ch -S00000049, CRCI
1.7 (B482) Eng. F2N712/ 716 (55kW)	86-90-92		R	L	04-0591	Bdx	Ø 22,00	Ch S00060305-, CRCI, Exc. Spain
			R	L	04-0478	Bdx	Ø 22,00	Ch -S00060304, CRCI, Exc. Spain
	86-90-92		R	L	04-0476	Bdx	Ø 22,00	Spain
			R	R	04-0592	Bdx	Ø 22,00	Ch S00060305-, CRCI, Exc. Spain
	86-94		R	R	04-0479	Bdx	Ø 22,00	Ch -S00060304, CRCI, Exc. Spain
			R	R	04-0477	Bdx	Ø 22,00	Spain
1.7 (B48A,F,P) Eng. F2N750/ F3N726 (54kW)	86-87-91-94-94		R	L	04-0476	Bdx	Ø 22,00	
			R	L	04-0478	Bdx	Ø 22,00	Ch -S00006357, CRCI
	86-87-87-91-94		R	L	04-0358	Luc	Ø 22,20	
			R	L	04-0591	Bdx	Ø 22,00	Ch S00006358-, CRCI
	6/91-86-91		R	R	04-0477	Bdx	Ø 22,00	
			R	R	04-0479	Bdx	Ø 22,00	Ch -S00006357, CRCI
	6/91-86-91		R	R	04-0359	Luc	Ø 22,20	
			R	R	04-0592	Bdx	Ø 22,00	Ch S00006358-, CRCI
6/91-86-91		R	R	04-0592	Bdx	Ø 22,00	Ch S00006358-, CRCI	
		R	R	04-0592	Bdx	Ø 22,00	Ch S00006358-, CRCI	
1.7 (B48E) Eng. F3N722/ 723 (66-69kW)	86-86-89-		R	L	04-0591	Bdx	Ø 22,00	Ch S00006734-, CRCI
			R	L	04-0478	Bdx	Ø 22,00	Ch -S00006733, CRCI
	86-89-		R	R	04-0592	Bdx	Ø 22,00	Ch S00006734-, CRCI
			R	R	04-0479	Bdx	Ø 22,00	Ch -S00006733, CRCI
1.9 D (B48H/I) Eng. F8Q710 (47kW)	89-89-		R	L	04-0591	Bdx	Ø 22,00	Ch S00005584-, CRCI
			R	L	04-0478	Bdx	Ø 22,00	Ch -S00005583, CRCI
	89-89-93		R	R	04-0592	Bdx	Ø 22,00	Ch S00005584-, CRCI
			R	R	04-0479	Bdx	Ø 22,00	Ch -S00005583, CRCI
2.0 (B483) Eng. J7R750 (86kW)	6/89-93		R	L	04-0358	Luc	Ø 22,20	
			R	R	04-0359	Luc	Ø 22,20	
	6/89-93		R	R	04-0359	Luc	Ø 22,20	
			R	R	04-0359	Luc	Ø 22,20	
2.0 (B48C) Eng. J7R746/ 747 (88kW)	90-93		R	L	04-0358	Luc	Ø 22,20	
			R	R	04-0359	Luc	Ø 22,20	
	90-93		R	R	04-0359	Luc	Ø 22,20	
			R	R	04-0359	Luc	Ø 22,20	
2.0 (B48J) Eng. F2R702 (64kW)	86-87-89-		R	L	04-0591	Bdx	Ø 22,00	Ch S00006358-, CRCI
			R	L	04-0476	Bdx	Ø 22,00	
	86-87-89-		R	L	04-0478	Bdx	Ø 22,00	Ch -S00006357, CRCI
			R	R	04-0592	Bdx	Ø 22,00	Ch S00006358-, CRCI
	86-87-89-		R	R	04-0477	Bdx	Ø 22,00	
			R	R	04-0479	Bdx	Ø 22,00	Ch -S00006357, CRCI
	86-87-89-		R	R	04-0479	Bdx	Ø 22,00	Ch -S00006357, CRCI
			R	R	04-0479	Bdx	Ø 22,00	Ch -S00006357, CRCI
2.0, 4WD (B48Y/R) Eng. J7R740 (99kW)	89-94		R	R	05-0258	Ate	Ø 22,20	-ABS
			R	R	05-0258	Ate	Ø 22,20	-ABS
2.1 D (B480) Eng. J8S784 (43-46-50-53kW)	92-94		R	L	04-0591	Bdx	Ø 22,00	CRCI
			R	R	04-0592	Bdx	Ø 22,00	CRCI
	92-94		R	R	05-0193		Ø 20,64	-ABS
2.1 D (B48V, B48O) Eng. J8S600/ 740 (44-48-53-66kW)	5/89-		R	L	04-0591	Bdx	Ø 22,00	Ch S00006101-, CRCI
			R	L	04-0478	Bdx	Ø 22,00	Ch -S00006100, CRCI
	5/89-89-94		R	R	04-0592	Bdx	Ø 22,00	Ch S00006101-, CRCI
			R	R	04-0479	Bdx	Ø 22,00	Ch -S00006100, CRCI
2.1 TD (B486) Eng. J8S788 (65kW)	4/91-94		R	L	04-0591	Bdx	Ø 22,00	CRCI
			R	L	04-0478	Bdx	Ø 22,00	CRCI
	6/87-3/91		R	L	04-0476	Bdx	Ø 22,00	Spain
			R	R	04-0592	Bdx	Ø 22,00	CRCI
	4/91-94		R	R	04-0479	Bdx	Ø 22,00	CRCI
			R	R	04-0479	Bdx	Ø 22,00	CRCI
	6/87-3/91		R	R	04-0477	Bdx	Ø 22,00	Spain
			R	R	04-0477	Bdx	Ø 22,00	Spain
7/86-5/87		R	R	05-0193		Ø 20,64	-ABS	

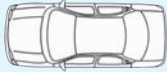















		Spare Parts	F/R	L/R	METELLI ref.		DIMENSIONS mm.	NOTE
2.1 TD (B488/48A/V) Eng. J8S714/786/788 (65kW)	6/89-94		R	L	<b>04-0358</b>	Luc	Ø 22,20	
	6/89-94		R	R	<b>04-0359</b>	Luc	Ø 22,20	
	6/89-94				<b>05-0193</b>		Ø 20,64	-ABS, RHD
	6/89-94				<b>05-0258</b>	Ate	Ø 22,20	-ABS
2.2, 4WD (B48K) Eng. J7T754/ 755 (79kW)	86-94		R	L	<b>04-0358</b>	Luc	Ø 22,20	
	86-94		R	R	<b>04-0359</b>	Luc	Ø 22,20	
	86-5/90				<b>05-0193</b>		Ø 20,64	-ABS, RHD
	90-94				<b>05-0258</b>	Ate	Ø 22,20	-ABS, LHD
<b>R21 (K48) Nevada 3/86-9/95</b>								
1.7 (K482) Eng. F2N710 (65kW)	86-		R	L	<b>04-0358</b>	Luc	Ø 22,20	
	86-		R	R	<b>04-0359</b>	Luc	Ø 22,20	
	86-				<b>05-0193</b>		Ø 20,64	-ABS
	86-				<b>05-0061</b>	Bdx	Ø 19,00	-ABS
2.0 (K483) Eng. J7R750/ 751 (85kW)	86-88		R	L	<b>04-0358</b>	Luc	Ø 22,20	
	86-88		R	R	<b>04-0359</b>	Luc	Ø 22,20	
	86-88				<b>05-0193</b>		Ø 20,64	-ABS, RHD
	86-88				<b>05-0061</b>	Bdx	Ø 19,00	-ABS
2.0 (K489) Eng. J6R758/ 759/ 792/ 793 (74-77-81kW)	86-4/89		R	L	<b>04-0358</b>	Luc	Ø 22,20	
	86-4/89		R	R	<b>04-0359</b>	Luc	Ø 22,20	
	86-4/89				<b>05-0193</b>		Ø 20,64	-ABS
2.0 (K48R/Y) Eng. J7R740 (99kW)	90-94		R	L	<b>04-0358</b>	Luc	Ø 22,20	
	90-94		R	R	<b>04-0359</b>	Luc	Ø 22,20	
	90-94				<b>05-0061</b>		Ø 19,00	-ABS
	90-94				<b>05-0193</b>		Ø 20,64	-ABS, RHD
2.0, 4WD (K48C) Eng. J7R746/ 747 (88kW)	86-93		R		<b>04-0596</b>	Bdx	Ø 20,64	4WD
	86-93				<b>05-0193</b>		Ø 20,64	Incl. 4x4, -ABS, RHD
2.1 D (K480) Eng. J8S784 (44-48-53-66kW)	92-95		R	L	<b>04-0358</b>	Luc	Ø 22,20	
	92-95		R	R	<b>04-0359</b>	Luc	Ø 22,20	
	92-95				<b>05-0258</b>	Ate	Ø 22,20	-ABS
2.1 D (K48V,O) Eng. J8S600/ 740 (44-48-53-66kW)	89-92		R	L	<b>04-0358</b>	Luc	Ø 22,20	
	89-92		R	R	<b>04-0359</b>	Luc	Ø 22,20	
	89-92				<b>05-0258</b>	Ate	Ø 22,20	-ABS
2.1 D, 4WD (K486) Eng. J8S704 (48kW)	86-92		R		<b>04-0596</b>	Bdx	Ø 20,64	4WD
	86-92		R	L	<b>04-0358</b>	Luc	Ø 22,20	
	86-92		R	R	<b>04-0359</b>	Luc	Ø 22,20	
	5/89-92				<b>05-0258</b>	Ate	Ø 22,20	-ABS
	86-4/89				<b>05-0193</b>		Ø 20,64	Incl. 4x4, -ABS, RHD
	86-92				<b>05-0061</b>	Bdx	Ø 19,00	-ABS
2.1 TD (K488) Eng. J8S788 (65kW)	86-93		R	L	<b>04-0358</b>	Luc	Ø 22,20	
	86-93		R	R	<b>04-0359</b>	Luc	Ø 22,20	
	86-93				<b>05-0061</b>	Bdx	Ø 19,00	-ABS
	89-93				<b>05-0258</b>	Ate	Ø 22,20	-ABS
	90-93				<b>05-0193</b>		Ø 20,64	-ABS
2.1 TD (K48A/P/W, K487) Eng. J8S714/ 786 (65kW)	86-93		R	L	<b>04-0358</b>	Luc	Ø 22,20	
	86-93		R	R	<b>04-0359</b>	Luc	Ø 22,20	
	86-93				<b>05-0193</b>		Ø 20,64	-ABS
	86-93				<b>05-0258</b>	Ate	Ø 22,20	-ABS
	86-93				<b>05-0061</b>	Bdx	Ø 19,00	-ABS
2.2 (K48B) Eng. J7T754/ 755 (79kW)	86-93		R	L	<b>04-0358</b>	Luc	Ø 22,20	
	86-93		R	R	<b>04-0359</b>	Luc	Ø 22,20	
	86-93				<b>05-0258</b>	Ate	Ø 22,20	-ABS
	86-93				<b>05-0061</b>	Bdx	Ø 19,00	-ABS
2.2 (K48C) Eng. J7T754/ 755 (79kW)	86-93		R	L	<b>04-0358</b>	Luc	Ø 22,20	
	86-93		R	R	<b>04-0359</b>	Luc	Ø 22,20	
	86-93				<b>05-0193</b>		Ø 20,64	-ABS
	86-93				<b>05-0061</b>	Bdx	Ø 19,00	-ABS
2.2, 4WD (K48K) Eng. J7T754/ 755 (79kW)	86-93		R		<b>04-0596</b>	Bdx	Ø 20,64	4WD
	86-93		R	L	<b>04-0358</b>	Luc	Ø 22,20	
	86-93		R	R	<b>04-0359</b>	Luc	Ø 22,20	
	5/89-93				<b>05-0258</b>	Ate	Ø 22,20	-ABS
	86-4/89				<b>05-0193</b>		Ø 20,64	Incl. 4x4, -ABS, RHD
86-93				<b>05-0061</b>	Bdx	Ø 19,00	-ABS	

				Spare Parts	F/R	L/R	METELLI ref.		DIMENSIONS mm.	NOTE
<b>R21 (L48) 3/86-6/94</b>										
1.4 (L48D) Eng. C2J770 (43-46-50-53kW)	4/91-		R	L	<b>04-0591</b>	Bdx	Ø 22,00	CRCI		
	88-3/91		R	L	<b>04-0478</b>	Bdx	Ø 22,00	CRCI		
	4/91-		R	R	<b>04-0592</b>	Bdx	Ø 22,00	CRCI		
	88-3/91		R	R	<b>04-0479</b>	Bdx	Ø 22,00	CRCI		
	88-93				<b>05-0061</b>		Ø 19,00	-ABS		
1.4 (L48U) Eng. C2J770 (50kW)	4/91-		R	L	<b>04-0591</b>	Bdx	Ø 22,00	CRCI		
	6/88-3/91		R	L	<b>04-0358</b>	Luc	Ø 22,20			
	4/91-		R	R	<b>04-0592</b>	Bdx	Ø 22,00	CRCI		
	6/88-3/91		R	R	<b>04-0359</b>	Luc	Ø 22,20			
	4/91-				<b>05-0193</b>		Ø 20,64	-ABS		
	6/88-3/91				<b>05-0061</b>		Ø 19,00	-ABS		
1.7 (L482) Eng. F2N710 (65kW)	3/86-5/87		R	L	<b>04-0476</b>	Bdx	Ø 22,00			
	6/87-5/90		R	L	<b>04-0478</b>	Bdx	Ø 22,00	CRCI		
	3/86-5/87		R	R	<b>04-0477</b>	Bdx	Ø 22,00			
	6/87-5/90		R	R	<b>04-0479</b>	Bdx	Ø 22,00	CRCI		
	3/86-5/87				<b>05-0061</b>		Ø 19,00	Exc. Spain, -ABS		
	3/86-5/87				<b>05-0193</b>		Ø 20,64	Spain, -ABS		
1.7 (L484) Eng. F2N710 (65kW)	6/90-5/92		R	L	<b>04-0478</b>	Bdx	Ø 22,00	CRCI		
	6/92-		R	L	<b>04-0591</b>	Bdx	Ø 22,00	CRCI		
	6/92-		R	L	<b>04-0358</b>	Luc	Ø 22,20			
	6/90-5/92		R	R	<b>04-0479</b>	Bdx	Ø 22,00	CRCI		
	6/92-	R	R	<b>04-0592</b>	Bdx	Ø 22,00	CRCI			
	6/92-	R	R	<b>04-0359</b>	Luc	Ø 22,20				
	6/90-5/92				<b>05-0061</b>		Ø 19,00	-ABS		
	6/92-				<b>05-0193</b>		Ø 20,64	-ABS		
1.7 (L48A/P/F) Eng. F2N750/ F3N726 (54kW)	6/91-		R	L	<b>04-0358</b>	Luc	Ø 22,20			
	86-87		R	L	<b>04-0476</b>	Bdx	Ø 22,00			
	87-		R	L	<b>04-0478</b>	Bdx	Ø 22,00	Ch -S00006357, CRCI		
	-94		R	L	<b>04-0591</b>	Bdx	Ø 22,00	Ch S00006358-, CRCI		
	6/91-	R	R	<b>04-0359</b>	Luc	Ø 22,20				
	86-87	R	R	<b>04-0477</b>	Bdx	Ø 22,00				
	87-	R	R	<b>04-0479</b>	Bdx	Ø 22,00	Ch -S00006357, CRCI			
	-94	R	R	<b>04-0592</b>	Bdx	Ø 22,00	Ch S00006358-, CRCI			
	6/91-				<b>05-0193</b>		Ø 20,64	-ABS		
	86-91				<b>05-0061</b>		Ø 19,00	-ABS		
1.7 (L48M/N) Eng. F2N752 (44kW)	87-89		R	L	<b>04-0478</b>	Bdx	Ø 22,00	CRCI, Germany/Benelux		
	87-89		R	R	<b>04-0479</b>	Bdx	Ø 22,00	CRCI, Germany/Benelux		
	87-89				<b>05-0061</b>		Ø 19,00	Germany/Benelux, -ABS		
1.9 D (L48I/H) Eng. F8Q710 (47kW)	4/92-93		R	L	<b>04-0591</b>	Bdx	Ø 22,00	CRCI		
	89-4/92		R	L	<b>04-0478</b>	Bdx	Ø 22,00	CRCI		
	4/92-93		R	R	<b>04-0592</b>	Bdx	Ø 22,00	CRCI		
	89-4/92		R	R	<b>04-0479</b>	Bdx	Ø 22,00	CRCI		
	89-93				<b>05-0061</b>		Ø 19,00	-ABS		
2.0 (L483) Eng. J7R750/ 751 (85kW)	6/89-12/95		R	L	<b>04-0358</b>	Luc	Ø 22,20			
	6/89-12/95		R	R	<b>04-0359</b>	Luc	Ø 22,20			
	6/89-12/95				<b>05-0193</b>		Ø 20,64	-ABS, RHD		
	6/89-12/95				<b>05-0258</b>	Ate	Ø 22,20	-ABS, LHD		
2.0 (L489) Eng. J6R758/ 759/ 792/ 793 (75kW)	86-4/89		R	L	<b>04-0358</b>	Luc	Ø 22,20			
	86-4/89		R	R	<b>04-0359</b>	Luc	Ø 22,20			
	86-4/89				<b>05-0193</b>		Ø 20,64	-ABS		
2.0 (L48C) Eng. J7R746/ 747 (88kW)	90-93		R	L	<b>04-0358</b>	Luc	Ø 22,20			
	90-93		R	R	<b>04-0359</b>	Luc	Ø 22,20			
	90-93				<b>05-0193</b>		Ø 20,64	-ABS, RHD		
2.0 (L48J) Eng. F2R702 (64kW)	86-88		R	L	<b>04-0476</b>	Bdx	Ø 22,00			
	86-88		R	R	<b>04-0477</b>	Bdx	Ø 22,00			
	86-88				<b>05-0061</b>		Ø 19,00	-ABS		
2.0 (L48Q) Eng. J7R740 (99kW)	89-94		R	L	<b>04-0358</b>	Luc	Ø 22,20			
	89-94		R	R	<b>04-0359</b>	Luc	Ø 22,20			
	89-94				<b>05-0258</b>	Ate	Ø 22,20	-ABS, LHD		
2.0, 4WD (L48Y/R) Eng. J7R740 (99kW)	4/91-94		R	L	<b>04-0591</b>	Bdx	Ø 22,00	CRCI, Only L48R		
	4/91-94		R	R	<b>04-0592</b>	Bdx	Ø 22,00	CRCI, Only L48R		
	89-94				<b>05-0258</b>	Ate	Ø 22,20	-ABS		

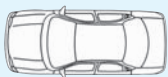

























		Spare Parts	F/R	L/R	METELLI ref.		DIMENSIONS mm.	NOTE
2.1 D (L480) Eng. J8S784 (49-51kW)	92-94		R	L	<b>04-0591</b>	Bdx	Ø 22,00	CRCI
	92-94		R	R	<b>04-0592</b>	Bdx	Ø 22,00	CRCI
	92-94				<b>05-0258</b>	Ate	Ø 22,20	
2.1 D (L48V/O) Eng. J8S600/ 740 (53kW)	4/91-		R	L	<b>04-0591</b>	Bdx	Ø 22,00	CRCI
	5/89-3/91		R	L	<b>04-0478</b>	Bdx	Ø 22,00	CRCI
	4/91-		R	R	<b>04-0592</b>	Bdx	Ø 22,00	CRCI
	5/89-3/91		R	R	<b>04-0479</b>	Bdx	Ø 22,00	CRCI
	89-3/91				<b>05-0061</b>		Ø 19,00	-ABS, HDB
	89-94				<b>05-0193</b>		Ø 20,64	-ABS
2.1 TD (L486) Eng. J8S704 (48kW)	6/87-89		R	L	<b>04-0478</b>	Bdx	Ø 22,00	CRCI
	7/86-5/87		R	L	<b>04-0476</b>	Bdx	Ø 22,00	Spain
	6/87-89		R	R	<b>04-0479</b>	Bdx	Ø 22,00	CRCI
	7/86-5/87		R	R	<b>04-0477</b>	Bdx	Ø 22,00	Spain
	86-89				<b>05-0193</b>		Ø 20,64	-ABS
2.1 TD (L48A/W, L487, L488) Eng. J8S714/ 786/ 788 (65kW)	86-94		R	L	<b>04-0358</b>	Luc	Ø 22,20	
	86-94		R	R	<b>04-0359</b>	Luc	Ø 22,20	
	86-94				<b>05-0193</b>		Ø 20,64	-ABS, RHD
	86-94				<b>05-0258</b>	Ate	Ø 22,20	-ABS
2.2, 4WD (L48K) Eng. J7T754/ 755 (79-81kW)	86-94		R	L	<b>04-0358</b>	Luc	Ø 22,20	
	86-94		R	R	<b>04-0359</b>	Luc	Ø 22,20	
	86-5/90				<b>05-0193</b>		Ø 20,64	-ABS, RHD
	93-94				<b>05-0258</b>	Ate	Ø 22,20	-ABS, LHD
<b>R25 (B29) 4/84-12/93</b>								
2.0 (B292/294) Eng. J7R726 (76-88-99-100-103-119-129kW)	88-93				<b>05-0200</b>		Ø 22,20	M/T+A/T
2.0 (B297, B29J) Eng. J6R706/ 707/ 760/ 762/ 763 (74-77-81kW)	84-5/88		R	L	<b>04-0148</b>	Bdx	Ø 22,00	
	84-5/88		R	L	<b>04-0587</b>	Luc	Ø 22,22	
	84-5/88		R	R	<b>04-0149</b>	Bdx	Ø 22,00	
	84-5/88		R	R	<b>04-0588</b>	Luc	Ø 22,22	
	84-5/88				<b>05-0194</b>		Ø 20,64	-ABS
2.1 D Eng. J8S736 (44-48-53kW)	84-89		R	L	<b>04-0148</b>	Bdx	Ø 22,00	
	84-89		R	L	<b>04-0587</b>	Luc	Ø 22,22	
	84-89		R	R	<b>04-0149</b>	Bdx	Ø 22,00	
	84-89		R	R	<b>04-0588</b>	Luc	Ø 22,22	
	84-89				<b>05-0194</b>		Ø 20,64	-ABS
2.1 D (B296) Eng. J8S706 (44-48-53kW)	84-89		R	L	<b>04-0148</b>	Bdx	Ø 22,00	
	84-89		R	L	<b>04-0587</b>	Luc	Ø 22,22	
	84-89		R	R	<b>04-0149</b>	Bdx	Ø 22,00	
	84-89		R	R	<b>04-0588</b>	Luc	Ø 22,22	
	84-89				<b>05-0194</b>		Ø 20,64	-ABS
2.1 TD (B290) Eng. J8S708 (63kW)	84-92		R	L	<b>04-0148</b>	Bdx	Ø 22,00	
	84-92		R	L	<b>04-0587</b>	Luc	Ø 22,22	
	84-92		R	R	<b>04-0149</b>	Bdx	Ø 22,00	
	84-92		R	R	<b>04-0588</b>	Luc	Ø 22,22	
	84-92				<b>05-0194</b>		Ø 20,64	-ABS
2.1 TD (B29W) Eng. J8S738 (63kW)	84-92		R	L	<b>04-0148</b>	Bdx	Ø 22,00	
	84-92		R	L	<b>04-0587</b>	Luc	Ø 22,22	
	84-92		R	R	<b>04-0149</b>	Bdx	Ø 22,00	
	84-92		R	R	<b>04-0588</b>	Luc	Ø 22,22	
	84-92				<b>05-0194</b>		Ø 20,64	-ABS
2.2 (B29B) Eng. J7T708/ 732/ 733 (67-70-74-76-79-85-89-91-101kW)	86-92		R	L	<b>04-0148</b>	Bdx	Ø 22,00	
	86-92		R	L	<b>04-0587</b>	Luc	Ø 22,22	
	86-92		R	R	<b>04-0149</b>	Bdx	Ø 22,00	
	86-92		R	R	<b>04-0588</b>	Luc	Ø 22,22	
	86-5/87				<b>05-0201</b>		Ø 23,81	+ABS
	86-92				<b>05-0194</b>		Ø 20,64	-ABS
2.2 (B29E) Eng. J7T706/ 707/ 714/ 715 (67-70-74-76-79-85-89-91-101kW)	84-89		R	L	<b>04-0148</b>	Bdx	Ø 22,00	
	84-89		R	L	<b>04-0587</b>	Luc	Ø 22,22	
	84-89		R	R	<b>04-0149</b>	Bdx	Ø 22,00	
	84-89		R	R	<b>04-0588</b>	Luc	Ø 22,22	
	84-5/87				<b>05-0201</b>		Ø 23,81	+ABS
	84-89				<b>05-0194</b>		Ø 20,64	-ABS

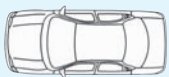































		Spare Parts	F/R	L/R	METELLI ref.		DIMENSIONS mm.	NOTE
2.2 (B29E) Eng. J7T730/ 731 (67-70-74-76-79-85-89-91-101kW)	84-89		R	L	04-0148	Bdx	Ø 22,00	
	84-89		R	L	04-0587	Luc	Ø 22,22	
	84-89		R	R	04-0149	Bdx	Ø 22,00	
	84-89		R	R	04-0588	Luc	Ø 22,22	
	84-89				05-0194		Ø 20,64	-ABS
2.5 V6 T. (B295) Eng. Z7U702 (133kW)	84-90				05-0201		Ø 23,81	
2.5 V6 T. (B29G) Eng. Z7U700 (151kW)	90-92				05-0201		Ø 23,81	
2.7 V6 (B298) Eng. Z7V708/ 709/ 711 (92-94-96-105kW)	84-89				05-0201		Ø 23,81	
2.8 V6 (B293) Eng. Z7W700 (115kW)	87-90				05-0201		Ø 23,81	
2.8 V6 (B29A) Eng. Z7W702 (100kW)	86-88				05-0194		Ø 20,64	Austria/Switzerland/Germany, -ABS
	86-88				05-0201		Ø 23,81	Austria/Switzerland/Germany, +ABS
2.8 V6 (B29F) Eng. Z7W706/ 707/ 709 (110kW)	87-92				05-0201		Ø 23,81	
<b>R30 (127) 2/75-3/86</b>								
2.1 TD (1270) Eng. J8S702 (44-48-53-66kW)	82-86		R	L	04-0148	Bdx	Ø 22,00	
	82-86		R	L	04-0587	Luc	Ø 22,22	
	82-86		R	R	04-0149	Bdx	Ø 22,00	
	82-86		R	R	04-0588	Luc	Ø 22,22	
	82-86				05-0194		Ø 20,64	-ABS
<b>R4 (112) 10/62-6/93</b>								
0.8 (1120) Eng. 839 (20kW)	81-82		R		04-0033		Ø 19,05	
	81-82				05-0148		Ø 20,64	
0.8 (1123) Eng. 800 (19kW)	66-83		F	L	04-0220		Ø 23,81	
	66-83		F	R	04-0219		Ø 23,81	
	-83		R		04-0033		Ø 19,05	Ch 1109667-
	-10/76				05-0035		Ø 19,05	Ch 1109667-
	11/76-82				05-0069		Ø 20,64	
	82-83				05-0094		Ø 20,64	
11/76-82				09-0009		Ø		
0.8 (1123) Eng. 800705/ 81302/ B1B707 (21kW)	83-86		F	L	04-0220		Ø 23,81	
	83-86		F	R	04-0219		Ø 23,81	
	-86		R		04-0033		Ø 19,05	Ch 1109667-
	83-86				05-0094		Ø 20,64	
0.8 (1124) Eng. B1B705/ 707 (21kW)	83-88		R		04-0033		Ø 19,05	
0.8 (1126) Eng. B1B705/ 707 (21kW)	76-82		F	L	04-0220		Ø 23,81	
	76-82		F	R	04-0219		Ø 23,81	
	76-82		R		04-0033		Ø 19,05	
	76-				05-0148		Ø 20,64	Ch -28263
	76-82				05-0069		Ø 20,64	
	76-82				05-0094		Ø 20,64	
	76-82					09-0009		Ø
0.8 (1129) Eng. B1B705/ 707 (21kW)	76-82		F	L	04-0220		Ø 23,81	
	76-82		F	R	04-0219		Ø 23,81	
	76-82		R		04-0053		Ø 20,64	
	76-82				05-0035		Ø 19,05	
	76-82				09-0009		Ø	
0.95 (112C) Eng. C1C708 (25-30-31-32-33kW)	87-93		R		04-0054	Bdx	Ø 22,00	
	87-93		R		04-0082	Luc	Ø 22,22	
	87-93				05-0072		Ø 19,05	
	87-93				09-0009		Ø	
1.1 (1128) Eng. 688712/ C1E714/ 719 (25-33-35kW)	78-7/82		F	L	04-0220		Ø 23,81	
	78-7/82		F	R	04-0219		Ø 23,81	
	7/82-		R		04-0054	Bdx	Ø 22,00	Ch -461100
	7/82-		R		04-0082	Luc	Ø 22,22	Ch -461100
	78-7/82		R		04-0053		Ø 20,64	
					05-0070		Ø 20,64	Ch 33060-212750
	-7/82				05-0072		Ø 19,05	Ch 212751-
	7/82-				05-0131		Ø 19,05	Ch -461100
78-				05-0071		Ø 20,64	Ch -33059	
<b>R5 7/71-12/85</b>								
0.8 (1220) Eng. 800710 (19-21-25-26-27kW)	72-80		F	L	04-0220		Ø 23,81	
	72-80		F	R	04-0219		Ø 23,81	
	-6/81		R		04-0053		Ø 20,64	Ch 116674-
	72-		R		04-0033		Ø 19,05	Ch -116673

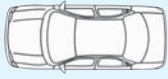
















		Spare Parts	F/R	L/R	METELLI ref.		DIMENSIONS mm.	NOTE
0.8 (1220) Eng. 800710 (19-21-25-26-27kW)	-80		R		<b>04-0054</b>		Ø 22,00	Ch 9570-, Switzerland
	72-				<b>05-0035</b>		Ø 19,05	Ch -238423
	-80				<b>05-0069</b>		Ø 20,64	Ch 116674-
	-6/81				<b>09-0011</b>		Ø	Ch 116674-
	72-				<b>09-0009</b>		Ø	Ch -116673
	-80				<b>09-0011</b>		Ø	Ch 9570-, Switzerland
0.8 (1221) Eng. 800710 (27kW)	82-84		F	L	<b>04-0220</b>		Ø 23,81	
	82-84		F	R	<b>04-0219</b>		Ø 23,81	
	-82		R		<b>04-0053</b>		Ø 20,64	Ch 238424-
	82-		R		<b>04-0033</b>		Ø 19,05	Ch -238423
	82-84		R		<b>04-0054</b>		Ø 22,00	Incl. Canada
	82-				<b>05-0035</b>		Ø 19,05	Ch -238423
	82-				<b>05-0094</b>		Ø 20,64	Ch -335200
	82-84				<b>05-0069</b>		Ø 20,64	Canada
	-84				<b>05-0072</b>		Ø 19,05	Ch 335201-
	82-				<b>09-0009</b>		Ø	Ch -238423
	82-84				<b>09-0011</b>		Ø	Canada
-84				<b>09-0011</b>		Ø	Ch 238424-	
0.8 (1391) Eng. 800710 (27kW)	82-		F	L	<b>04-0220</b>		Ø 23,81	Ch -51150
	82-		F	R	<b>04-0219</b>		Ø 23,81	Ch -51150
	82-		R		<b>04-0053</b>		Ø 20,64	Ch -51150
	-84		R		<b>04-0054</b>		Ø 22,00	Ch 51151-, Incl. France
					<b>05-0094</b>		Ø 20,64	Ch 9234-51150, Incl. France
	82-				<b>05-0069</b>		Ø 20,64	Ch -9233
	-84				<b>05-0072</b>		Ø 19,05	Ch 51151-, Incl. France
	-84				<b>09-0011</b>		Ø	Ch 51151-
0.95 (1222) Eng. 689710 (25-30-31-32-33kW)	72-85		R		<b>04-0054</b>	Bdx	Ø 22,00	
	72-85		R		<b>04-0082</b>	Luc	Ø 22,22	
	10/77-79				<b>05-0070</b>		Ø 20,64	
	72-				<b>05-0080</b>		Ø 19,05	Ch -1037, Switzerland
	72-10/77				<b>05-0034</b>		Ø 19,05	
	72-85				<b>05-0035</b>		Ø 19,05	Canada
	75-76				<b>05-0094</b>		Ø 20,64	Germany
	79-85				<b>05-0072</b>		Ø 19,05	
	10/77-85				<b>09-0011</b>		Ø	
	72-				<b>09-0009</b>		Ø	Ch -1037, Switzerland
72-10/77				<b>09-0009</b>		Ø		
0.95 (1392) Eng. 689710 (25-30-31-32-33kW)	72-85		R		<b>04-0054</b>	Bdx	Ø 22,00	
	72-85		R		<b>04-0082</b>	Luc	Ø 22,22	
	72-85				<b>05-0072</b>		Ø 19,05	
	72-85				<b>05-0036</b>		Ø 19,05	+Servo
	72-85				<b>09-0011</b>		Ø	+Servo
1.1 (1226/1227) Eng. 688713/ C1E726 (25-30-31-32-33kW)	80-85		R		<b>04-0054</b>	Bdx	Ø 22,00	
	80-85		R		<b>04-0082</b>	Luc	Ø 22,22	
	80-85				<b>05-0036</b>		Ø 19,05	
	-85				<b>05-0080</b>		Ø 19,05	Ch 151039-, Switzerland
	80-85				<b>09-0011</b>		Ø	
1.1 (1397) Eng. 688713/ C1E726 (25-33-35kW)	80-85		R		<b>04-0054</b>	Bdx	Ø 22,00	
	80-85		R		<b>04-0082</b>	Luc	Ø 22,22	
	80-85				<b>05-0072</b>		Ø 19,05	
	80-85				<b>05-0131</b>		Ø 19,05	
	80-85				<b>05-0036</b>		Ø 19,05	Exc. Switzerland, +Servo
	80-85				<b>05-0080</b>		Ø 19,05	Switzerland
	80-85				<b>09-0011</b>		Ø	Exc. Switzerland, +Servo
1.3 (1224) Eng. 810725 (29-31-32-33-37-40-44-47kW)	75-84		R		<b>04-0054</b>	Bdx	Ø 22,00	
	82-84		R		<b>04-0082</b>	Luc	Ø 22,22	
	7/76-84				<b>05-0080</b>		Ø 19,05	Canada
	7/76-84				<b>05-0036</b>		Ø 19,05	Exc. Canada
	75-6/76				<b>05-0094</b>		Ø 20,64	Canada
	75-84				<b>09-0011</b>		Ø	Exc. Canada
1.3 (1225), Autom. Eng. 810719/ 726/ 729 (29-31-32-33-37-40-44-47kW)	76-79		R		<b>04-0054</b>	Bdx	Ø 22,00	
	76-79		R		<b>04-0082</b>	Luc	Ø 22,22	
					<b>05-0070</b>		Ø 20,64	Ch 31331-103813
	76-				<b>05-0034</b>		Ø 19,05	Ch -31330, Exc. Switzerland/Denmark

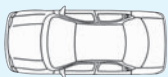



































		Spare Parts	F/R	L/R	METELLI ref.		DIMENSIONS mm.	NOTE	
1.3 (1225), Autom. Eng. 810719/ 726/ 729 (29-31-32-33-37-40-44-47kW)	76-				05-0094		Ø 20,64	Ch -31330, Switzerland/Denmark	
	-79				05-0036		Ø 19,05	Ch 103814-	
	76-79				09-0011		Ø		
1.3 (1394) Eng. 810725 (29-31-32-33-37-40-44-47kW)	75-84		R		04-0054	Bdx	Ø 22,00		
	75-84		R		04-0082	Luc	Ø 22,22		
	75-84				05-0036		Ø 19,05	+Servo	
	75-84				09-0011		Ø		
1.3 (1395/1396), Autom. Eng. 810719/ 729 (33kW)	79-84		R		04-0054	Bdx	Ø 22,00		
	79-84		R		04-0082	Luc	Ø 22,22		
	79-84				05-0036		Ø 19,05		
	79-84				09-0011		Ø		
1.4 (1229) Eng. 847725/ C2J713 (35-43-46kW)	82-85		R		04-0054	Bdx	Ø 22,00		
	82-85		R		04-0082	Luc	Ø 22,22		
	82-85				05-0036		Ø 19,05		
	82-85				09-0011		Ø		
1.4 (1399) Eng. 847725/ C2J713 (43-46-50-53kW)	82-85		R		04-0054	Bdx	Ø 22,00		
	82-85		R		04-0082	Luc	Ø 22,22		
	82-85				05-0036		Ø 19,05	Exc. Switzerland, A/T	
	82-85				05-0080		Ø 19,05	Switzerland	
	82-85				09-0011		Ø		
1.4 Alpine (1223) Eng. 840725 (68kW)	77-81		R		04-0054	Bdx	Ø 22,00		
	77-81		R		04-0082	Luc	Ø 22,22		
	77-81				05-0036		Ø 19,05		
	77-81				09-0011		Ø		
1.4 Alpine T. (122B) Eng. 840726/ C6J750 (79-81kW)	81-85				05-0036		Ø 19,05		
Le Car	76-83		R		04-0054	Bdx	Ø 22,00	Usa	
	76-83		R		04-0082	Luc	Ø 22,22	Usa	
<b>R6 10/69-4/87</b>									
0.8 (1180) Eng. B1B800 (19-21-25-26-27kW)	-80		F	L	04-0220		Ø 23,81	Ch 346751-	
	-80		F	R	04-0219		Ø 23,81	Ch 346751-	
	-80		R		04-0053		Ø 20,64	Ch 346751-	
	-10/76				05-0035		Ø 19,05	Ch 346751-, Incl. France	
	10/76-80				05-0069		Ø 20,64		
1.1 (1181) Eng. 688711/ 712/ 713 (25-32-33-35kW)	70-87		R		04-0054	Bdx	Ø 22,00		
	70-87		R		04-0082	Luc	Ø 22,22		
	10/70-10/76				05-0034		Ø 19,05		
	10/76-87				05-0094		Ø 20,64		
<b>R9 (L42) 9/81-12/89</b>									
1.1 (L421) Eng. C1E715/ 720 (25-33-35kW)	10/81-9/86		R	L	04-0175		Ø 17,46		
	10/81-9/86		R	L	04-0314		Ø 17,78		
	10/86-87		R	L	04-0476		Ø 22,00		
	10/86-87		R	L	04-0158		Ø 22,22		
	10/81-9/86		R	R	04-0176		Ø 17,46		
	10/81-9/86		R	R	04-0315		Ø 17,78		
	10/86-87		R	R	04-0477		Ø 22,00		
	10/86-87		R	R	04-0159		Ø 22,22		
	10/81-87				05-0077		Ø 19,05		
	1.2 (L42S) Eng. C1G700/ 710 (40kW)		85-88		R	L	04-0431	Bdx	Ø 20,64
85-88	R	L	04-0476		Bdx	Ø 22,00	Incl. Spain		
85-88	R	L	04-0158		Luc	Ø 22,22	Exc. Spain		
85-88	R	R	04-0432		Bdx	Ø 20,64	CRCI, Exc. Spain		
85-88	R	R	04-0477		Bdx	Ø 22,00	Incl. Spain		
85-88	R	R	04-0159		Luc	Ø 22,22	Exc. Spain		
85-88			05-0077			Ø 19,05	Exc. Spain		
85-88			05-0080			Ø 19,05	Spain		
1.4 (L422/421) Eng. C1J715/ 792/ 796/ C2J730 (35-43-44kW)	10/81-9/86		R		L	04-0158	Luc	Ø 22,22	Spain
	81-88		R		L	04-0476	Bdx	Ø 22,00	Spain
	86-88		R	L	04-0431	Bdx	Ø 20,64	CRCI	
	10/81-9/86		R	R	04-0159	Luc	Ø 22,22	Spain	
	81-88		R	R	04-0477	Bdx	Ø 22,00	Spain	
	86-88		R	R	04-0432	Bdx	Ø 20,64	CRCI	
	10/81-88				05-0080		Ø 19,05	Spain, LHD	
81-90			05-0077		Ø 19,05	Exc. Spain, RHD			

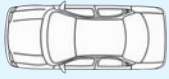


















		Spare Parts	F/R	L/R	METELLI ref.		DIMENSIONS mm.	NOTE	
1.4 (L423, L42R) Eng. C2J717/ 720/ 755/ 766/ 767/ 768 (49-53kW)	85-86		R	L	04-0158	Luc	Ø 22,22	Exc. Spain	
	85-88		R	L	04-0476	Bdx	Ø 22,00	Incl. Spain	
	86-88		R	L	04-0431	Bdx	Ø 20,64	CRCI, Exc. Spain	
	85-86		R	R	04-0159	Luc	Ø 22,22	Exc. Spain	
	85-88		R	R	04-0477	Bdx	Ø 22,00	Incl. Spain	
	86-88		R	R	04-0432	Bdx	Ø 20,64	CRCI, Exc. Spain	
	81-88					05-0077		Ø 19,05	Exc. Spain
	81-88					05-0080		Ø 19,05	Spain
1.4 T. (L425) Eng. C1J760/ 764 (77-85-88kW)	84-86		R	L	04-0476	Bdx	Ø 22,00	Spain	
	84-86		R	L	04-0158	Luc	Ø 22,22		
	84-86		R	R	04-0477	Bdx	Ø 22,00	Spain	
	84-86		R	R	04-0159	Luc	Ø 22,22		
	84-86					05-0061		Ø 19,00	-ABS, RHD
	84-86					05-0077		Ø 19,05	Exc. Spain, LHD
1.6 D, TD (L424) Eng. F8M700/ 720/ 730 (40kW)	82-86		R	L	04-0476	Bdx	Ø 22,00	Incl. Spain	
	82-86		R	L	04-0158	Luc	Ø 22,22	Spain	
	86-88		R	L	04-0431	Bdx	Ø 20,64	CRCI, Exc. Spain	
	82-86		R	R	04-0477	Bdx	Ø 22,00	Incl. Spain	
	82-86		R	R	04-0159	Luc	Ø 22,22	Spain	
	86-88		R	R	04-0432	Bdx	Ø 20,64	CRCI, Exc. Spain	
	82-88					05-0077		Ø 19,05	Exc. Spain
	82-88					05-0080		Ø 19,05	Spain
1.7 (L426) Eng. F2N700/ 704 (55-59-64-68kW)	84-86		R	L	04-0158	Luc	Ø 22,22	Exc. Spain	
	84-88		R	L	04-0476	Bdx	Ø 22,00	Incl. Spain	
	86-88		R	L	04-0431	Bdx	Ø 20,64	CRCI, Exc. Spain	
	84-86		R	R	04-0159	Luc	Ø 22,22	Exc. Spain	
	84-88		R	R	04-0477	Bdx	Ø 22,00	Incl. Spain	
	86-88		R	R	04-0432	Bdx	Ø 20,64	CRCI, Exc. Spain	
	84-88					05-0077		Ø 19,05	Exc. Spain
	84-88					05-0080		Ø 19,05	Spain
1.7 (L42F) Eng. F3N718 (55-66-70kW)	86-88		R	L	04-0476	Bdx	Ø 22,00	Spain	
	86-88		R	L	04-0158	Luc	Ø 22,22		
	86-88		R	R	04-0477	Bdx	Ø 22,00	Spain	
	86-88		R	R	04-0159	Luc	Ø 22,22		
	86-88					05-0077		Ø 19,05	Exc. Spain, RHD
<b>Rodeo 6 5/70-11/81</b>									
0.8 (ACL1A) Eng. B1B800 (25kW)	70-73		F	L	04-0220		Ø 23,81		
	70-73		F	R	04-0219		Ø 23,81		
	70-73		R		04-0053		Ø 20,64		
1.1 (ACL2B) Eng. 688711/ 712/ 713 (35kW)	73-10/79		R		04-0054	Bdx	Ø 22,00		
	73-10/79		R		04-0082	Luc	Ø 22,22		
	10/76-10/79				05-0094		Ø 20,64		
	73-10/76					05-0034		Ø 19,05	
<b>Safrane I (B54) 4/92-7/96</b>									
2.0 (B540) Eng. J7R732/ 733 (76-88-99-119-129kW)	92-96		R		04-0364	Luc	Ø 22,20		
	92-96				05-0243		Ø 22,20	+ABS, RHD	
	92-96				05-0264	Ate	Ø 22,20	-ABS, LHD	
2.0 (B542, B54E) Eng. J7R734/ 735 (97kW)	92-96				05-0243		Ø 22,20		
	92-96		R		04-0364	Luc	Ø 22,20		
2.1 TD (B546) Eng. J8S760 (65kW)	93-96				05-0243		Ø 22,20	+ABS	
	93-96				05-0264	Ate	Ø 22,20	-ABS	
	93-96		R		04-0364	Luc	Ø 22,20		
2.2 (B541) Eng. J7T762 (79kW)	92-96		R		04-0364	Luc	Ø 22,20		
	92-2/95				05-0264	Ate	Ø 22,20	-ABS	
	92-2/96				05-0243		Ø 22,20	+ABS	
2.2 (B543) Eng. J7T760/ 761 (101kW)	1/92-9/96				05-0243		Ø 22,20	+ABS	
2.5 DT (B548) Eng. S8U762/ 763 (83kW)	92-96				05-0243		Ø 22,20	M/T	
	92-96				05-0222		Ø 23,81	A/T	
3.0 BiT. 4WD (B545) Eng. Z7X726 (193kW)	93-96				05-0222		Ø 23,81		
3.0 V6, 4WD (B54B, B544) Eng. Z7X721/ 722/ 723 (123kW)	92-96				05-0222		Ø 23,81		
<b>Safrane II (B54) 7/96-12/00</b>									
2.0 16v (B54L) Eng. N7Q710/ 711 (100-102kW)	96-00				05-0222		Ø 23,81		

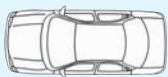











































		Spare Parts	F/R	L/R	METELLI ref.		DIMENSIONS mm.	NOTE	
2.2 DT (B54G) Eng. G8T714/ 716/ 740/ 760 (83kW)	96-00				<b>05-0222</b>		Ø 23,81		
2.5 20v (B54F) Eng. N7U700/ 701 (121kW)	96-00				<b>05-0222</b>		Ø 23,81		
2.9 24v (B54N) Eng. L7X713 (140kW)	99-00				<b>05-0222</b>		Ø 23,81		
3.0 V6 Eng. Z7X721/ 722/ 723 (123kW)	96-00				<b>05-0222</b>		Ø 23,81		
<b>Scenic I (JA) 9/99-6/03</b>									
1.4 16v (JA0 D/W, JA1H/0) Eng. K4J714/ 750 (70-72kW)	99-		R		<b>04-0648</b>	Luc	Ø 20,64	-ABS	
	99-				<b>05-0412</b>	Ate	Ø 23,81	+ABS	
	99-				<b>05-0418</b>	Ate	Ø 23,81	-ABS	
	99-03				<b>05-0687</b>	Ate	Ø 23,81	Alu, +ABS, +ASR	
1.6 16v (JA0B/4, JA11) Eng. K4M700/ 701/ 704/ 708 (79kW)	99-		R		<b>04-0648</b>	Luc	Ø 20,64	-ABS	
	99-				<b>05-0412</b>	Ate	Ø 23,81	+ABS	
	99-				<b>05-0418</b>	Ate	Ø 23,81	-ABS	
	99-03				<b>05-0687</b>	Ate	Ø 23,81	Alu, +ABS, +ASR	
1.8 16v (JA12/R/M/A) Eng. F4P720/ 722 (85-88kW)	1/01-02		R		<b>04-0801</b>	Bdx	Ø 19,05	+ABS	
	01-				<b>05-0412</b>	Ate	Ø 23,81	+ABS	
	01-				<b>05-0418</b>	Ate	Ø 23,81	-ABS	
	01-03				<b>05-0687</b>	Ate	Ø 23,81	Alu, +ABS, +ASR	
1.9 DCi (JA05, JA1F) Eng. F9Q732/ 733 (75kW)	00-				<b>05-0412</b>	Ate	Ø 23,81	+ABS	
	00-				<b>05-0418</b>	Ate	Ø 23,81	-ABS	
	00-03				<b>05-0687</b>	Ate	Ø 23,81	Alu, +ABS, +ASR	
	00-				<b>05-0412</b>	Ate	Ø 23,81	+ABS	
1.9 DCi RX4 Eng. F9Q740 (60-68-72-75-79-81-88-96kW)	00-03				<b>05-0687</b>	Ate	Ø 23,81	Alu, +ABS, +ASR	
	00-				<b>05-0412</b>	Ate	Ø 23,81	+ABS	
	00-03				<b>05-0687</b>	Ate	Ø 23,81	Alu, +ABS, +ASR	
	00-				<b>05-0412</b>	Ate	Ø 23,81	+ABS	
1.9 DTi (JA0N) Eng. F9Q731/ 734/ 736 (60-68-72-75-79-81-88-96kW)	99-		R		<b>04-0648</b>	Luc	Ø 20,64	-ABS	
	99-				<b>05-0412</b>	Ate	Ø 23,81	+ABS	
	99-				<b>05-0418</b>	Ate	Ø 23,81	-ABS	
	99-03				<b>05-0687</b>	Ate	Ø 23,81	Alu, +ABS, +ASR	
1.9 DTi (JA1U) Eng. F9Q744 (60-68-72-75-79-81-88-96kW)	01-				<b>05-0412</b>	Ate	Ø 23,81	+ABS, -ASR	
	01-03				<b>05-0687</b>	Ate	Ø 23,81	Alu, +ABS, +ASR	
2.0 16v (JA1B/D) Eng. F4R740/ 741 (89-103-120-124kW)	00-				<b>05-0412</b>	Ate	Ø 23,81	+ABS	
	00-				<b>05-0418</b>	Ate	Ø 23,81	-ABS	
	00-03				<b>05-0687</b>	Ate	Ø 23,81	Alu, +ABS, +ASR	
	00-				<b>05-0412</b>	Ate	Ø 23,81	+ABS	
2.0 16v IDE Eng. F5R740 (103kW)	99-				<b>05-0412</b>	Ate	Ø 23,81	+ABS	
	99-				<b>05-0418</b>	Ate	Ø 23,81	-ABS	
	99-03				<b>05-0687</b>	Ate	Ø 23,81	Alu, +ABS, +ASR	
	99-03				<b>05-0412</b>	Ate	Ø 23,81	+ABS	
2.0 16v RX4 Eng. F4R744 (88-103-120-124kW)	00-				<b>05-0412</b>	Ate	Ø 23,81	+ABS	
<b>Scenic II (JM) 6/03-5/09</b>									
1.4 16v Eng. K4J730 (72kW)	03-				<b>05-0485</b>	Trw	Ø 23,81	Alu	
1.5 DCi Eng. K9K702/ 710/ 722 (60kW)	03-				<b>05-0485</b>	Trw	Ø 23,81	Alu	
1.5 DCi Eng. K9K728 (74kW)	03-				<b>05-0485</b>	Trw	Ø 23,81	Alu	
1.6 16v Eng. K4M761/ 782 (83kW)	03-				<b>05-0485</b>	Trw	Ø 23,81	Alu	
1.9 DCi Eng. F9Q812 (88kW)	03-				<b>05-0485</b>	Trw	Ø 23,81	Alu	
2.0 Eng. F4R770/ 771 (99kW)	03-				<b>05-0485</b>	Trw	Ø 23,81	Alu	
2.0 16v T. Eng. F4R776 (120kW)	04-				<b>05-0485</b>	Trw	Ø 23,81	Alu	
<b>Sport Spider (EF0) 3/95-10/99</b>									
2.0 16v Eng. F7R7710/ 712/ 720 (110kW)	95-99				<b>05-0201</b>	Bdx	Ø 23,81		
<b>Super 5 (B/C40) 10/84-12/96</b>									
0.95 (B/C/400) Eng. C1C700 (30kW)	1/88-10/88		R	L	<b>04-0437</b>	Luc	Ø 20,64	CRCI, Exc. Spain	
	6/87-10/88		R	L	<b>04-0685</b>		Ø 22,00	Spain	
	6/87-10/88		R	L	<b>04-0590</b>	Bdx	Ø 20,64	CRCI, Exc. Spain	
	84-12/87		R	L	<b>04-0158</b>	Luc	Ø 22,22	Exc. Spain	
	84-5/87		R	L	<b>04-0476</b>	Bdx	Ø 22,00	Exc. Spain	
	1/88-10/88		R	R	<b>04-0438</b>	Luc	Ø 20,64	CRCI, Exc. Spain	
	6/87-10/88		R	R	<b>04-0686</b>		Ø 22,00	Spain	
	6/87-10/88		R	R	<b>04-0589</b>	Bdx	Ø 20,64	CRCI, Exc. Spain	
	84-12/87		R	R	<b>04-0159</b>	Luc	Ø 22,22	Exc. Spain	
	84-5/87		R	R	<b>04-0477</b>	Bdx	Ø 22,00	Exc. Spain	
	84-88				<b>05-0141</b>		Ø 17,46	LHD	
	84-88				<b>05-0061</b>		Ø 19,00	-ABS, RHD	
	1.1 (B/C/401) Eng. C1E750/ 752/ 754 (25-33-35kW)	1/88-10/88		R	L	<b>04-0437</b>	Luc	Ø 20,64	CRCI, Exc. Spain
		6/87-10/88		R	L	<b>04-0685</b>		Ø 22,00	Spain
6/87-10/88			R	L	<b>04-0590</b>	Bdx	Ø 20,64	CRCI, Exc. Spain	
84-12/87			R	L	<b>04-0158</b>	Luc	Ø 22,22	Exc. Spain	
84-5/87			R	L	<b>04-0476</b>	Bdx	Ø 22,00	Exc. Spain	
84-5/87									

		Spare Parts	F/R	L/R	METELLI ref.		DIMENSIONS mm.	NOTE
1.1 (B/C/401) Eng. C1E750/ 752/ 754 (25-33-35kW)	1/88-10/88		R	R	<b>04-0438</b>	Luc	Ø 20,64	CRCI, Exc. Spain
	6/87-10/88		R	R	<b>04-0686</b>		Ø 22,00	Spain
	6/87-10/88		R	R	<b>04-0589</b>	Bdx	Ø 20,64	CRCI, Exc. Spain
	84-12/87		R	R	<b>04-0159</b>	Luc	Ø 22,22	Exc. Spain
	84-5/87		R	R	<b>04-0477</b>	Bdx	Ø 22,00	Exc. Spain
	84-88				<b>05-0061</b>		Ø 19,00	-ABS
1.1 (B/C/401/H) Eng. C1E750/ 752/ 756/ 760 (34kW)	1/88-95		R	L	<b>04-0437</b>	Luc	Ø 20,64	CRCI, Exc. Spain
	6/87-95		R	L	<b>04-0685</b>		Ø 22,00	Spain
	6/87-95		R	L	<b>04-0590</b>	Bdx	Ø 20,64	CRCI, Exc. Spain
	86-12/87		R	L	<b>04-0158</b>	Luc	Ø 22,22	Exc. Spain
	86-5/87		R	L	<b>04-0476</b>	Bdx	Ø 22,00	Exc. Spain
	1/88-95	R	R	<b>04-0438</b>	Luc	Ø 20,64	CRCI, Exc. Spain	
	6/87-95	R	R	<b>04-0686</b>		Ø 22,00	Spain	
	6/87-95	R	R	<b>04-0589</b>	Bdx	Ø 20,64	CRCI, Exc. Spain	
	86-12/87	R	R	<b>04-0159</b>	Luc	Ø 22,22	Exc. Spain	
	86-5/87	R	R	<b>04-0477</b>	Bdx	Ø 22,00	Exc. Spain	
	86-95				<b>05-0061</b>		Ø 19,00	-ABS
1.2 (B/C40F) Eng. C1G702/ 720/ 722 (40kW)	1/87-12/87		R	L	<b>04-0158</b>	Luc	Ø 22,22	Exc. Spain
	1/88-90		R	L	<b>04-0437</b>	Luc	Ø 20,64	CRCI, Exc. Spain
	6/87-90		R	L	<b>04-0685</b>		Ø 22,00	Spain
	6/87-90		R	L	<b>04-0590</b>	Bdx	Ø 20,64	CRCI, Exc. Spain
	1/87-12/87		R	R	<b>04-0159</b>	Luc	Ø 22,22	Exc. Spain
	1/88-90	R	R	<b>04-0438</b>	Luc	Ø 20,64	CRCI, Exc. Spain	
	6/87-90	R	R	<b>04-0686</b>		Ø 22,00	Spain	
	6/87-90	R	R	<b>04-0589</b>	Bdx	Ø 20,64	CRCI, Exc. Spain	
	87-90				<b>05-0061</b>		Ø 19,00	-ABS
1.4 (B/C402/407), Kat Eng. C1J700/ 702/ 760/ 768/ 780 (35-43-44kW)	1/88-6/88		R	L	<b>04-0437</b>	Luc	Ø 20,64	CRCI, Exc. Spain
	6/87-88		R	L	<b>04-0685</b>		Ø 22,00	Spain
	6/87-88		R	L	<b>04-0590</b>	Bdx	Ø 20,64	CRCI, Exc. Spain
	84-12/87		R	L	<b>04-0158</b>	Luc	Ø 22,22	Exc. Spain
	84-5/87		R	L	<b>04-0476</b>	Bdx	Ø 22,00	Exc. Spain
	1/88-6/88	R	R	<b>04-0438</b>	Luc	Ø 20,64	CRCI, Exc. Spain	
	6/87-88	R	R	<b>04-0686</b>		Ø 22,00	Spain	
	6/87-88	R	R	<b>04-0589</b>	Bdx	Ø 20,64	CRCI, Exc. Spain	
	84-12/87	R	R	<b>04-0159</b>	Luc	Ø 22,22	Exc. Spain	
	84-5/87	R	R	<b>04-0477</b>	Bdx	Ø 22,00	Exc. Spain	
84-88				<b>05-0061</b>		Ø 19,00	-ABS	
1.4 (B/C40M) Eng. C2J784 (43-46-50-53kW)	1/88-90		R	L	<b>04-0437</b>	Luc	Ø 20,64	CRCI, Exc. Spain
	6/87-12/87		R	L	<b>04-0158</b>	Luc	Ø 22,22	Exc. Spain
	6/87-90		R	L	<b>04-0685</b>		Ø 22,00	Spain
	6/87-90		R	L	<b>04-0590</b>	Bdx	Ø 20,64	CRCI, Exc. Spain
	1/88-90		R	R	<b>04-0438</b>	Luc	Ø 20,64	CRCI, Exc. Spain
	6/87-12/87	R	R	<b>04-0159</b>	Luc	Ø 22,22	Exc. Spain	
	6/87-90	R	R	<b>04-0686</b>		Ø 22,00	Spain	
	6/87-90	R	R	<b>04-0589</b>	Bdx	Ø 20,64	CRCI, Exc. Spain	
87-90				<b>05-0061</b>		Ø 19,00	-ABS	
1.4 T. (C405) Eng. C1J782/ 784/ 788 (77-85-88kW)	85-90				<b>05-0061</b>		Ø 19,00	-ABS
1.6 D (B/C/404) Eng. F8M720/ 730 (40kW)	1/88-96		R	L	<b>04-0437</b>	Luc	Ø 20,64	CRCI, Exc. Spain
	6/87-96		R	L	<b>04-0685</b>		Ø 22,00	Spain
	6/87-96		R	L	<b>04-0590</b>	Bdx	Ø 20,64	CRCI, Exc. Spain
	85-12/87		R	L	<b>04-0158</b>	Luc	Ø 22,22	Exc. Spain
	85-5/87		R	L	<b>04-0476</b>	Bdx	Ø 22,00	Exc. Spain
	1/88-96	R	R	<b>04-0438</b>	Luc	Ø 20,64	CRCI, Exc. Spain	
	6/87-96	R	R	<b>04-0686</b>		Ø 22,00	Spain	
	6/87-96	R	R	<b>04-0589</b>	Bdx	Ø 20,64	CRCI, Exc. Spain	
	85-12/87	R	R	<b>04-0159</b>	Luc	Ø 22,22	Exc. Spain	
	85-5/87	R	R	<b>04-0477</b>	Bdx	Ø 22,00	Exc. Spain	
85-96				<b>05-0061</b>		Ø 19,00	-ABS	
1.7 (B/C408) Eng. F3N716/ 717 (55-66-70kW)	1/88-95		R	L	<b>04-0437</b>	Luc	Ø 20,64	CRCI, Exc. Spain
	86-12/87		R	L	<b>04-0158</b>	Luc	Ø 22,22	Exc. Spain
	86-95		R	L	<b>04-0590</b>	Bdx	Ø 20,64	CRCI, Exc. Spain
	1/88-95		R	R	<b>04-0438</b>	Luc	Ø 20,64	CRCI, Exc. Spain
	86-12/87		R	R	<b>04-0159</b>	Luc	Ø 22,22	Exc. Spain

		Spare Parts	F/R	L/R	METELLI ref.		DIMENSIONS mm.	NOTE
1.7 (B/C408) Eng. F3N716/ 717 (55-66-70kW)	86-95		R	R	<b>04-0589</b>	Bdx	Ø 20,64	CRCI, Exc. Spain
	86-95				<b>05-0061</b>		Ø 19,00	-ABS
1.7 (B/C40K/G) Eng. F2N740/ 742 (55-59-64-68kW)	1/88-95		R	L	<b>04-0437</b>	Luc	Ø 20,64	CRCI, Exc. Spain
	6/87-12/87		R	L	<b>04-0158</b>	Luc	Ø 22,22	Exc. Spain
	6/87-95		R	L	<b>04-0590</b>	Bdx	Ø 20,64	CRCI, Exc. Spain
	1/88-95		R	R	<b>04-0438</b>	Luc	Ø 20,64	CRCI, Exc. Spain
	6/87-12/87		R	R	<b>04-0159</b>	Luc	Ø 22,22	Exc. Spain
	6/87-95		R	R	<b>04-0589</b>	Bdx	Ø 20,64	CRCI, Exc. Spain
	87-95				<b>05-0061</b>		Ø 19,00	-ABS
<b>Thalia 8/00-</b>								
1.5 DCi Eng. K9K752 (50kW)	03-		R		<b>04-0744</b>	Bosch	Ø 17,46	Alu, +ABS
	03-		R		<b>04-0703</b>	Luc	Ø 17,78	+ABS
1.9 D (48kW)	9/98-		R		<b>04-0744</b>	Bosch	Ø 17,46	Alu, +ABS
	9/98-		R		<b>04-0743</b>	Bosch	Ø 19,05	-ABS
	9/98-		R		<b>04-0703</b>	Luc	Ø 17,78	+ABS
<b>Twingo I (C06) 3/93-6/07</b>								
1.2 (C063/64) Eng. C3G700/ 702 (40kW)	93-96		R		<b>04-0601</b>		Ø 20,64	+ABS
	93-96		R	L	<b>04-0589</b>		Ø 20,64	CRCI, -ABS
	93-96		R	R	<b>04-0590</b>		Ø 20,64	CRCI, -ABS
	93-96				<b>05-0242</b>		Ø 20,64	+ABS
	93-96				<b>05-0149</b>		Ø 20,64	-ABS
1.2 (C066/68) Eng. D7F702/ 703/ 704 (43kW)	5/96-6/98		R		<b>04-0601</b>		Ø 20,64	+ABS
	7/98-		R		<b>04-0703</b>		Ø 17,78	+ABS
	5/96-		R	L	<b>04-0589</b>		Ø 20,64	CRCI, -ABS
	5/96-		R	R	<b>04-0590</b>		Ø 20,64	CRCI, -ABS
	5/96-				<b>05-0149</b>		Ø 20,64	-ABS
	5/96-6/98				<b>05-0242</b>		Ø 20,64	+ABS
1.2 (C067) Eng. D7F700/ 701 (40kW)	5/96-6/98		R		<b>04-0601</b>		Ø 20,64	+ABS
	7/98-		R		<b>04-0703</b>		Ø 17,78	+ABS
	96-		R	L	<b>04-0589</b>		Ø 20,64	CRCI, -ABS
	96-		R	R	<b>04-0590</b>		Ø 20,64	CRCI, -ABS
	5/96-6/98				<b>05-0242</b>		Ø 20,64	+ABS
1.2 16v Eng. D4F708 (44kW)	04-		R		<b>04-0703</b>	Luc	Ø 17,78	+ABS
	04-				<b>05-0242</b>		Ø 20,64	+ABS
1.2 16v (C06C/ D/K) Eng. D4F702/ 704 (55kW)	04-				<b>05-0149</b>		Ø 20,64	-ABS
	01-		R		<b>04-0703</b>	Luc	Ø 17,78	+ABS
	01-				<b>05-0242</b>		Ø 20,64	+ABS
	01-				<b>05-0149</b>		Ø 20,64	-ABS
<b>Twingo II (CN0) 7/07-</b>								
1.2 Eng. D7F800 (43kW)	07-				<b>05-0750</b>	Ate	Ø 20,64	Alu
1.2 16v Eng. D4F722/772 (55kW)	09-		R		<b>04-0979</b>		Ø 17,78	Alu
1.2 16v Eng. D4F772 (56kW)	07-		R		<b>04-0979</b>		Ø 17,78	Alu
	07-				<b>05-0750</b>	Ate	Ø 20,64	Alu
1.2 16v TCE Eng. D4F780 (74kW)	07-		R		<b>04-0979</b>		Ø 17,78	Alu
	07-				<b>05-0750</b>	Ate	Ø 20,64	Alu
1.5 DCi Eng. K9K740 (47kW)	07-		R		<b>04-0979</b>		Ø 17,78	Alu
	07-				<b>05-0750</b>	Ate	Ø 20,64	Alu
<b>Vel Satis (BJ0) 6/02-</b>								
2.0 16v T. Eng. F4R762/ 764/ 766 (125kW)	04-				<b>05-0557</b>		Ø 25,40	Alu, +TC
	04-				<b>05-0555</b>		Ø 25,40	Alu, -TC
2.0, 16v, T. (BJ0K) Eng. F4R762/ 763 (88-99-103-120-124kW)	6/02-				<b>05-0557</b>		Ø 25,40	Alu, +TC
	6/02-				<b>05-0555</b>		Ø 25,40	Alu, -TC
2.2 DCi Eng. G9T600/ 606 (102kW)	04-				<b>05-0557</b>		Ø 25,40	Alu, +TC
	04-				<b>05-0555</b>		Ø 25,40	Alu, -TC
2.2 DCi (BJ0E) Eng. G9T702/ 742/ 743 (110kW)	6/02-				<b>05-0557</b>		Ø 25,40	Alu, +TC
	6/02-				<b>05-0555</b>		Ø 25,40	Alu, -TC
2.2 DCi (BJ0H) Eng. G9T702 (85kW)	04-				<b>05-0557</b>		Ø 25,40	Alu, +TC
	04-				<b>05-0555</b>		Ø 25,40	Alu, -TC
3.0 DCi (BJ0B) Eng. P9X701 (130kW)	6/02-				<b>05-0557</b>		Ø 25,40	Alu, +TC
	6/02-				<b>05-0555</b>		Ø 25,40	Alu, -TC
3.5 V6 (BJ0V/U) Eng. V4Y701 (177kW)	6/02-				<b>05-0557</b>		Ø 25,40	Alu, +TC
	6/02-				<b>05-0555</b>		Ø 25,40	Alu, -TC

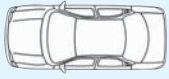
























				Spare Parts	F/R	L/R	METELLI ref.		DIMENSIONS mm.	NOTE
<b>Clio Van I 1/91-9/98</b>										
1.1 (S571) Eng. C1E700 (35kW)	1/91-2/91		R	L			04-0431	Bdx	Ø 20,64	CRCI
	1/91-2/91		R	L			04-0437	Luc	Ø 20,64	CRCI
	3/91-98		R	L			04-0589	Bdx	Ø 20,64	CRCI
	1/91-2/91		R	R			04-0432	Bdx	Ø 20,64	CRCI
	3/91-98		R	R			04-0590	Bdx	Ø 20,64	CRCI
	3/91-98		R	R			04-0438	Luc	Ø 20,64	CRCI
	1/91-96						05-0061		Ø 19,00	-ABS
	3/96-98						05-0242		Ø 20,64	+ABS, LHD
	3/96-98						05-0059		Ø 20,64	-ABS
1.2 (S572, S57A,R) Eng. E7F706 (40kW)	1/91-2/91		R	L			04-0431	Bdx	Ø 20,64	CRCI
	1/91-2/91		R	L			04-0437	Luc	Ø 20,64	CRCI
	3/91-98		R	L			04-0589	Bdx	Ø 20,64	CRCI
	1/91-2/91		R	R			04-0432	Bdx	Ø 20,64	CRCI
	3/91-98		R	R			04-0590	Bdx	Ø 20,64	CRCI
	3/91-98		R	R			04-0438	Luc	Ø 20,64	CRCI
	1/91-12/96						05-0061		Ø 19,00	-ABS
	1/94-98						05-0059		Ø 20,64	-ABS
	3/96-98						05-0242		Ø 20,64	+ABS, LHD
94-96						05-0146		Ø 20,64	+ABS, LHD	
1.2 (S573) Eng. E7F750 (43-44kW)	1/91-2/91		R	L			04-0431	Bdx	Ø 20,64	CRCI
	1/91-2/91		R	L			04-0437	Luc	Ø 20,64	CRCI
	3/91-98		R	L			04-0589	Bdx	Ø 20,64	CRCI
	1/91-2/91		R	R			04-0432	Bdx	Ø 20,64	CRCI
	3/91-98		R	R			04-0590	Bdx	Ø 20,64	CRCI
	3/91-98		R	R			04-0438	Luc	Ø 20,64	CRCI
	1/91-12/96						05-0061		Ø 19,00	-ABS
	1/94-98						05-0059		Ø 20,64	-ABS
	3/96-98						05-0242		Ø 20,64	+ABS, LHD
94-96						05-0146		Ø 20,64	+ABS, LHD	
1.9 D (S57L, I, S575,576) Eng. F8Q730/ 732 (47-66-68kW)	1/91-2/91		R	L			04-0431	Bdx	Ø 20,64	CRCI
	1/91-2/91		R	L			04-0437	Luc	Ø 20,64	CRCI
	3/91-98		R	L			04-0589	Bdx	Ø 20,64	CRCI
	1/91-2/91		R	R			04-0432	Bdx	Ø 20,64	CRCI
	3/91-98		R	R			04-0590	Bdx	Ø 20,64	CRCI
	3/91-98		R	R			04-0438	Luc	Ø 20,64	CRCI
	1/91-96						05-0061		Ø 19,00	-ABS
	1/91-96						05-0146		Ø 20,64	+ABS, LHD
	1/91-98						05-0059		Ø 20,64	-ABS
3/96-9/98						05-0583		Ø 19,05	+ABS, RHD	
3/96-98						05-0242		Ø 20,64	+ABS, LHD	
<b>Clio Van II (SB0) 9/98-5/05</b>										
1.2 (SB0A) Eng. D7F720/ 722 (43kW)	98-		R				04-0744	Bosch	Ø 17,46	Alu, +ABS
	98-		R				04-0743	Bosch	Ø 19,05	-ABS
	98-		R				04-0703	Luc	Ø 17,78	+ABS
	98-						05-0420	Ate	Ø 20,64	Alu, +ABS
	98-						05-0388	Ate	Ø 20,64	Alu, -ABS
	98-						05-0416	Bosch	Ø 20,64	Alu, +ABS
	98-						05-0319	Bosch	Ø 20,64	Alu, -ABS
1.9 D (SB0E) Eng. F8Q606/ 630/ 662 (40-44-47kW)	9/98-		R				04-0744	Bosch	Ø 17,46	Alu, +ABS
	9/98-		R				04-0743	Bosch	Ø 19,05	-ABS
	9/98-		R				04-0703	Luc	Ø 17,78	+ABS
	9/98-						05-0420	Ate	Ø 20,64	Alu, +ABS
	9/98-						05-0388	Ate	Ø 20,64	Alu, -ABS
	9/98-						05-0416	Bosch	Ø 20,64	Alu, +ABS
	9/98-						05-0319	Bosch	Ø 20,64	Alu, -ABS
<b>Extra 1/86-1/98</b>										
1.0 (30kW)	86-91		R	L			04-0476	Bdx	Ø 22,00	
	86-91		R	L			04-0158	Luc	Ø 22,22	
	86-91		R	R			04-0477	Bdx	Ø 22,00	
	86-91		R	R			04-0159	Luc	Ø 22,22	
	86-91						05-0141		Ø 17,46	-ABS, LHD

			Spare Parts	F/R	L/R	METELLI ref.		DIMENSIONS mm.	NOTE
1.0 (30kW)	86-91					05-0061		Ø 19,00	-ABS, RHD
1.1 Eng. C1E700 (35kW)	86-91		R	L		04-0476	Bdx	Ø 22,00	
	86-91		R	L		04-0158	Luc	Ø 22,22	
	86-91		R	R		04-0477	Bdx	Ø 22,00	
	86-91		R	R		04-0159	Luc	Ø 22,22	
	86-91					05-0061		Ø 19,00	-ABS, RHD
1.2 Eng. C3G710/ 712 (40kW)	91-		R	L		04-0584	Bdx	Ø 20,64	
	91-		R	R		04-0585	Bdx	Ø 20,64	
	91-					05-0061		Ø 19,00	-ABS, RHD
1.4 Eng. C2J784 (44kW)	91-		R			04-0364	Luc	Ø 22,20	
	1/89-		R	L		04-0584	Bdx	Ø 20,64	
	86-12/88		R	L		04-0418	Bdx	Ø 22,00	
	1/89-		R	R		04-0585	Bdx	Ø 20,64	
	86-12/88		R	R		04-0419	Bdx	Ø 22,00	
	86-					05-0061		Ø 19,00	-ABS, RHD
1.6 D Eng. F8M720/ 730/ 736/ 760 (40kW)	91-		R			04-0364	Luc	Ø 22,20	
	1/89-		R	L		04-0584	Bdx	Ø 20,64	
	86-12/88		R	L		04-0418	Bdx	Ø 22,00	
	1/89-		R	R		04-0585	Bdx	Ø 20,64	
	86-12/88		R	R		04-0419	Bdx	Ø 22,00	
	86-					05-0061		Ø 19,00	-ABS, RHD
<b>Kangoo I (FC0) Van 3/98-1/08</b>									
1.2 (FC01,0A,0F) Eng. D7F710/ 720 /722/ 744/ 746 (43kW)	3/98-		R			04-0758		Ø 22,00	Alu, +RC
	3/98-		R			04-0759		Ø 22,00	Alu, -RC
	3/98-					05-0478		Ø 22,20	Alu, +ABS, LHD
	3/98-					05-0309		Ø 22,20	Alu, +ABS, RHD
	3/98-					05-0310		Ø 22,20	Alu, -ABS, LHD
1.2 16v (FC05) Eng. D4F712/ 714 (55kW)	6/01-		R			04-0758		Ø 22,00	Alu, +RC
	6/01-		R			04-0759		Ø 22,00	Alu, -RC
	6/01-					05-0478		Ø 22,20	Alu, +ABS, LHD
	6/01-					05-0309		Ø 22,20	Alu, +ABS, RHD
	6/01-					05-0310		Ø 22,20	Alu, -ABS, LHD
1.4 Eng. E7J634/ 635/ 780 (55kW)	3/98-		R			04-0758		Ø 22,00	Alu, +RC
	3/98-		R			04-0759		Ø 22,00	Alu, -RC
	3/98-					05-0478		Ø 22,20	Alu, +ABS, LHD
	3/98-					05-0309		Ø 22,20	Alu, +ABS, RHD
	3/98-					05-0310		Ø 22,20	Alu, -ABS, LHD
1.4 (FC0C,0B,0H,0M) Eng. K7J700/ 701 (55kW)	3/98-		R			04-0758		Ø 22,00	Alu, +RC
	3/98-		R			04-0759		Ø 22,00	Alu, -RC
	3/98-					05-0478		Ø 22,20	Alu, +ABS, LHD
	3/98-					05-0309		Ø 22,20	Alu, +ABS, RHD
	3/98-					05-0310		Ø 22,20	Alu, -ABS, LHD
1.5 DCi Eng. K9K702/ 710/ 722 (60kW)	03-		R			04-0758		Ø 22,00	Alu, +RC
	03-		R			04-0759		Ø 22,00	Alu, -RC
	03-					05-0478		Ø 22,20	Alu, +ABS, LHD
	03-					05-0309		Ø 22,20	Alu, +ABS, RHD
	03-					05-0310		Ø 22,20	Alu, -ABS, LHD
1.5 DCi Eng. K9K710 (42kW)	02-		R			04-0758		Ø 22,00	Alu, +RC
	02-		R			04-0759		Ø 22,00	Alu, -RC
	02-					05-0478		Ø 22,20	Alu, +ABS, LHD
	02-					05-0309		Ø 22,20	Alu, +ABS, RHD
	02-					05-0310		Ø 22,20	Alu, -ABS, LHD
1.5 DCi (FC07) Eng. K9K700/ 704 (48kW)	6/01-		R			04-0758		Ø 22,00	Alu, +RC
	6/01-		R			04-0759		Ø 22,00	Alu, -RC
	01-					05-0478		Ø 22,20	Alu, +ABS, LHD
	6/01-					05-0309		Ø 22,20	Alu, +ABS, RHD
	6/01-					05-0310		Ø 22,20	Alu, -ABS, LHD
1.6 16v, 4WD (FC0L, FC0P, FC0S) Eng. K4M750/ 752/ 753 (70kW)	6/01-		R			04-0758		Ø 22,00	Alu, Exc. 4WD, +RC
	6/01-		R			04-0759		Ø 22,00	Alu, Exc. 4WD, -RC
	01-					05-0478		Ø 22,20	Alu, +ABS, LHD
	6/01-					05-0309		Ø 22,20	Alu, +ABS, RHD
	6/01-					05-0310		Ø 22,20	Alu, -ABS, LHD
1.9 D (FC0E,02,0J,0N) Eng. F8Q630/ 632 (47kW)	3/98-		R			04-0758		Ø 22,00	Alu, +RC
	3/98-		R			04-0759		Ø 22,00	Alu, -RC

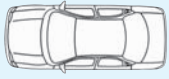




























		Spare Parts	F/R	L/R	METELLI ref.		DIMENSIONS mm.	NOTE
1.9 D (FC0E,02,0J,0N) Eng. F8Q630/ 632 (47kW)	3/98-				<b>05-0309</b>		Ø 22,20	Alu, +ABS, RHD
	3/98-				<b>05-0310</b>		Ø 22,20	Alu, -ABS, LHD
1.9 D 55 (FC0D) Eng. F8Q606/ 630/ 662 (40kW)	3/98-		R		<b>04-0758</b>		Ø 22,00	Alu, +RC
	3/98-		R		<b>04-0759</b>		Ø 22,00	Alu, -RC
	3/98-				<b>05-0309</b>		Ø 22,20	Alu, +ABS, RHD
	3/98-				<b>05-0310</b>		Ø 22,20	Alu, -ABS, LHD
1.9 DCi Eng. F9Q790 (62kW)	03-				<b>05-0478</b>		Ø 22,20	Alu, +ABS, LHD
1.9 DCi 4WD (FC0V) Eng. F9Q782/ 790 (60-68-75-77-81-88-96kW)	01-				<b>05-0478</b>		Ø 22,20	Alu, +ABS, LHD
1.9 DTi (FC0U) Eng. F9Q780 (59kW)	2/00-		R		<b>04-0758</b>		Ø 22,00	Alu, +RC
	2/00-		R		<b>04-0759</b>		Ø 22,00	Alu, -RC
	2/00-				<b>05-0478</b>		Ø 22,20	Alu, +ABS, LHD
	2/00-				<b>05-0309</b>		Ø 22,20	Alu, +ABS, RHD
	2/00-				<b>05-0310</b>		Ø 22,20	Alu, -ABS, LHD
<b>Mascott 1/99-</b>								
110 Eng. 8140.43B/ C (78kW)	99-04				<b>05-0235</b>		Ø 25,40	
120.35 Eng. ZD3A600 (85kW)	04-				<b>05-0235</b>		Ø 25,40	
120.55 Eng. ZD3A600 (85kW)	04-				<b>05-0235</b>		Ø 25,40	
120.65 Eng. ZD3A600 (85kW)	04-				<b>05-0235</b>		Ø 25,40	
130 Eng. 8140.43S (92kW)	99-04				<b>05-0235</b>		Ø 25,40	
140 Eng. 8140.43K (103kW)	01-04				<b>05-0235</b>		Ø 25,40	
150.35 Eng. 8140.43N (107kW)	01-04				<b>05-0235</b>		Ø 25,40	
150.55 Eng. 8140.43N (107kW)	01-04				<b>05-0235</b>		Ø 25,40	
160.35 Eng. ZD3A604 (115kW)	04-				<b>05-0235</b>		Ø 25,40	
160.55 Eng. ZD3A604 (115kW)	04-				<b>05-0235</b>		Ø 25,40	
160.65 Eng. ZD3A604 (115kW)	04-				<b>05-0235</b>		Ø 25,40	
90 Eng. 8140.63 (63-78kW)	99-01				<b>05-0235</b>		Ø 25,40	
<b>Master I 8/80-7/98</b>								
2.0 28-35 Eng. 829731 (59-63-76-80-81kW)	80-86		R		<b>04-0249</b>		Ø 25,40	Exc. Switzerland/Norway/Sweden
	80-86				<b>05-0389</b>		Ø 25,40	Exc. Switzerland/Norway/Sweden, Exc. Eletrique
2.0 28-35 Eng. J5R718 (58kW)	86-98		R		<b>04-0249</b>		Ø 25,40	Exc. Switzerland/Norway/Sweden
	86-98				<b>05-0389</b>		Ø 25,40	Exc. Switzerland/Norway/Sweden, Exc. Eletrique
2.1 D 28-35 Eng. J8S330 (44-48-53-66kW)	80-94		R		<b>04-0249</b>		Ø 25,40	Exc. Switzerland/Norway/Sweden
	80-94				<b>05-0389</b>		Ø 25,40	Exc. Switzerland/Norway/Sweden, Exc. Eletrique
2.2 30 Eng. J7T782/ 788 (67-70-74-76-79-85-89-91-101kW)	80-98		R		<b>04-0249</b>		Ø 25,40	Exc. Switzerland/Norway/Sweden
	80-98				<b>05-0389</b>		Ø 25,40	Exc. Switzerland/Norway/Sweden, Exc. Eletrique
2.4 D 28-35 Eng. Sofim-8140.61.2300/ S8U731 (52-55-59kW)	80-89		R		<b>04-0249</b>		Ø 25,40	Exc. Switzerland/Norway/Sweden
	80-89				<b>05-0389</b>		Ø 25,40	Exc. Switzerland/Norway/Sweden, Exc. Eletrique
2.5 D 28-35 Eng. Sofim-8140.67.2510/ S8U742 (55kW)	89-94		R		<b>04-0249</b>		Ø 25,40	Exc. Switzerland/Norway/Sweden
	89-94				<b>05-0389</b>		Ø 25,40	Exc. Switzerland/Norway/Sweden, Exc. Eletrique
2.5 TD 28-35 Eng. Sofim-8140.27.2580/ S9U702 (72kW)	89-94		R		<b>04-0249</b>		Ø 25,40	Exc. Switzerland/Norway/Sweden
	89-94				<b>05-0389</b>		Ø 25,40	Exc. Switzerland/Norway/Sweden, Exc. Eletrique
2.5 TD 35 Eng. Sofim-8140.27.2500/.2510/ S9U714 (55-69-73kW)	89-94		R		<b>04-0249</b>		Ø 25,40	Exc. Switzerland/Norway/Sweden
	89-94				<b>05-0389</b>		Ø 25,40	Exc. Switzerland/Norway/Sweden, Exc. Eletrique
<b>Master II 7/98-9/03</b>								
1.9 DCi 80 Eng. F9Q772 (60kW)	01-03				<b>05-0414</b>	Bosch	Ø 25,40	Alu, +ABS
	01-03				<b>05-0415</b>	Bosch	Ø 25,40	Alu, -ABS
1.9 DTi Eng. F9Q770 (59kW)	00-		R	L	<b>04-0814</b>		Ø 23,81	
	00-		R	R	<b>04-0815</b>		Ø 23,81	
	00-03				<b>05-0414</b>	Bosch	Ø 25,40	Alu, +ABS
	00-03				<b>05-0415</b>	Bosch	Ø 25,40	Alu, -ABS
2.2 DCi 90 Eng. G9T722 (66kW)	00-03				<b>05-0414</b>	Bosch	Ø 25,40	Alu, +ABS
	00-03				<b>05-0415</b>	Bosch	Ø 25,40	Alu, -ABS
2.5 D Eng. S8U770 (59kW)	98-01		R	L	<b>04-0814</b>		Ø 23,81	
	98-01		R	R	<b>04-0815</b>		Ø 23,81	
	98-01				<b>05-0414</b>	Bosch	Ø 25,40	Alu, +ABS
	98-01				<b>05-0415</b>	Bosch	Ø 25,40	Alu, -ABS
2.5 DCi 120 Eng. G9U720 (84kW)	01-03				<b>05-0414</b>	Bosch	Ø 25,40	Alu, +ABS
	01-03				<b>05-0415</b>	Bosch	Ø 25,40	Alu, -ABS
2.8 DTi Eng. S9W702 (84kW)	98-01		R	L	<b>04-0814</b>		Ø 23,81	
	98-01		R	R	<b>04-0815</b>		Ø 23,81	
	98-01				<b>05-0414</b>	Bosch	Ø 25,40	Alu, +ABS
	98-01				<b>05-0415</b>	Bosch	Ø 25,40	Alu, -ABS

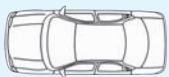











				Spare Parts	F/R	L/R	METELLI ref.		DIMENSIONS mm.	NOTE
<b>Master III 10/03-</b>										
2.5 DCi Eng. G9U632 (107kW)	06-						05-0572	Bosch	Ø 23,81	+ABS
	06-						05-0415	Bosch	Ø 25,40	Alu, -ABS
2.5 DCi Eng. G9U632 (88kW)	06-						05-0572	Bosch	Ø 23,81	+ABS
	06-						05-0415	Bosch	Ø 25,40	Alu, -ABS
2.5 DCi Eng. G9U650 (74kW)	06-						05-0572	Bosch	Ø 23,81	+ABS
	06-						05-0415	Bosch	Ø 25,40	Alu, -ABS
2.5 DCi 100 Eng. G9U754 (73kW)	03-						05-0572	Bosch	Ø 23,81	+ABS
	03-						05-0415	Bosch	Ø 25,40	Alu, -ABS
3.0 DCi 120 Eng. ZD3A600 (85kW)	05-						05-0572	Bosch	Ø 23,81	+ABS
	05-						05-0415	Bosch	Ø 25,40	Alu, -ABS
3.0 DCi 140 Eng. ZD3200/ 202 (100kW)	03-						05-0572	Bosch	Ø 23,81	+ABS
	03-						05-0415	Bosch	Ø 25,40	Alu, -ABS
3.0 DCi 160 Eng. ZD3A604 (115kW)	05-						05-0572	Bosch	Ø 23,81	+ABS
	05-						05-0415	Bosch	Ø 25,40	Alu, -ABS
<b>Megane II Van 11/02-</b>										
1.5 DCi Eng. K9K724 (63kW)	05-						05-0485	Trw	Ø 23,81	Alu
1.5 DCi Eng. K9K764 (78kW)	05-						05-0485	Trw	Ø 23,81	Alu, -Pack Sportivo
<b>Modus Van 12/04-</b>										
1.2 16v Eng. D4F740 (55kW)	04-		R				04-0846	Ap	Ø 19,05	Alu, -ESP
1.5 DCi Eng. K9K750 (63kW)	04-		R				04-0846	Ap	Ø 19,05	Alu, -ESP
1.5 DCi Eng. K9K752 (50kW)	04-		R				04-0846	Ap	Ø 19,05	Alu, +ESP
<b>R11 Van 3/83-12/88</b>										
1.1 (S371) Eng. C1E715/ 720 (35kW)	83-86		R	L			04-0314	Luc	Ø 17,78	Incl. Spain
	83-86		R	R			04-0315	Luc	Ø 17,78	Incl. Spain
	83-86						05-0077		Ø 19,05	Exc. Spain
	83-86						05-0080		Ø 19,05	Spain
1.2 (S37S) Eng. C1G700/ 710 (40kW)	84-86		R	L			04-0476	Bdx	Ø 22,00	
	84-86		R	L			04-0158	Luc	Ø 22,22	
	86-88		R	L			04-0431	Bdx	Ø 20,64	CRCI
	84-86		R	R			04-0477	Bdx	Ø 22,00	
	84-86		R	R			04-0159	Luc	Ø 22,22	
	86-88		R	R			04-0432	Bdx	Ø 20,64	CRCI
	84-86						05-0080		Ø 19,05	
	86-88						05-0077		Ø 19,05	
1.4 (S372) Eng. C1J715/ 792/ 796/ C2J730 (35-43-44kW)	85-86		R	L			04-0476	Bdx	Ø 22,00	Incl. Spain
	85-86		R	L			04-0158	Luc	Ø 22,22	Exc. Spain
	85-86		R	R			04-0477	Bdx	Ø 22,00	Incl. Spain
	85-86		R	R			04-0159	Luc	Ø 22,22	Exc. Spain
	83-86						05-0077		Ø 19,05	Exc. Spain
	83-86						05-0080		Ø 19,05	Spain
1.4 (S373) Eng. C2J768 (43-46-50-53kW)	85-86		R	L			04-0476	Bdx	Ø 22,00	Incl. Spain
	85-86		R	L			04-0158	Luc	Ø 22,22	Exc. Spain
	85-86		R	R			04-0477	Bdx	Ø 22,00	Incl. Spain
	85-86		R	R			04-0159	Luc	Ø 22,22	Exc. Spain
	83-86						05-0077		Ø 19,05	Exc. Spain
	83-86						05-0080		Ø 19,05	Spain
1.6 D (S374) Eng. F8M700/ 720/ 730 (40kW)	83-86		R	L			04-0476	Bdx	Ø 22,00	Spain
	83-86		R	L			04-0158	Luc	Ø 22,22	
	86-88		R	L			04-0431	Bdx	Ø 20,64	CRCI, Exc. Spain
	83-86		R	R			04-0477	Bdx	Ø 22,00	Spain
	83-86		R	R			04-0159	Luc	Ø 22,22	
	86-88		R	R			04-0432	Bdx	Ø 20,64	CRCI, Exc. Spain
	83-88						05-0077		Ø 19,05	Exc. Spain
	83-88						05-0080		Ø 19,05	Spain
<b>R12 Van 7/75-4/80</b>										
1.3 (2360) Eng. 81002	75-80		R				04-0088		Ø 22,00	
(29-31-32-33-37-40-44-47kW)	75-80						05-0036		Ø 19,05	
<b>R18 Van 5/79-7/86</b>										
1.4 (2350) Eng. 847720/ 722 (35-43-46kW)	79-		R				04-0285		Ø 22,00	Ch -3400
	-86		R	L			04-0285		Ø 22,00	Ch 3401-
	-86		R	R			04-0360		Ø 22,00	Ch 3401-
	80-86						05-0036		Ø 19,05	

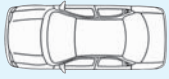














		Spare Parts	F/R	L/R	METELLI ref.		DIMENSIONS mm.	NOTE
2.1 D (2354) Eng. 852710/ J8S711 (43-46-50-53kW)	81-86		R		<b>04-0285</b>		Ø 22,00	
	81-86				<b>05-0077</b>		Ø 19,05	
<b>R19 I Van 1/88-12/92</b>								
1.2 (S530) Eng. C1G730 (40kW)	4/91-4/92		R	L	<b>04-0577</b>	Bdx	Ø 20,64	CRCI
	4/91-4/92		R	L	<b>04-0438</b>	Luc	Ø 20,64	CRCI
	6/89-3/91		R	L	<b>04-0578</b>	Bdx	Ø 20,64	CRCI
	4/91-4/92		R	R	<b>04-0578</b>	Bdx	Ø 20,64	CRCI
	4/91-4/92		R	R	<b>04-0437</b>	Luc	Ø 20,64	CRCI
	6/89-3/91		R	R	<b>04-0577</b>	Bdx	Ø 20,64	CRCI
	10/91-4/92				<b>05-0059</b>		Ø 20,64	
	89-9/91				<b>05-0061</b>		Ø 19,00	-ABS
1.4 (S537) Eng. E7F700/ 706 (59kW)	4/91-4/92		R	L	<b>04-0577</b>	Bdx	Ø 20,64	CRCI
	4/91-4/92		R	L	<b>04-0438</b>	Luc	Ø 20,64	CRCI
	6/89-3/91		R	L	<b>04-0578</b>	Bdx	Ø 20,64	CRCI
	4/91-4/92		R	R	<b>04-0578</b>	Bdx	Ø 20,64	CRCI
	4/91-4/92		R	R	<b>04-0437</b>	Luc	Ø 20,64	CRCI
	6/89-3/91		R	R	<b>04-0577</b>	Bdx	Ø 20,64	CRCI
	10/91-4/92				<b>05-0059</b>		Ø 20,64	
	89-9/91				<b>05-0061</b>		Ø 19,00	-ABS
1.9 D (S53L, J) Eng. F8Q706/ 742 (47-66-68kW)	4/91-4/92		R	L	<b>04-0577</b>	Bdx	Ø 20,64	CRCI
	4/91-4/92		R	L	<b>04-0438</b>	Luc	Ø 20,64	CRCI
	6/89-3/91		R	L	<b>04-0578</b>	Bdx	Ø 20,64	CRCI
	4/91-4/92		R	R	<b>04-0578</b>	Bdx	Ø 20,64	CRCI
	4/91-4/92		R	R	<b>04-0437</b>	Luc	Ø 20,64	CRCI
	6/89-3/91		R	R	<b>04-0577</b>	Bdx	Ø 20,64	CRCI
	10/91-4/92				<b>05-0242</b>		Ø 20,64	+ABS
	10/91-4/92				<b>05-0059</b>		Ø 20,64	-ABS
89-9/91				<b>05-0061</b>		Ø 19,00	-ABS	
<b>R19 II Van 3/92-12/95</b>								
1.2 (S530) Eng. C1G730 (40kW)	5/92-96		R	L	<b>04-0577</b>	Bdx	Ø 20,64	CRCI
	92-95		R	L	<b>04-0438</b>	Luc	Ø 20,64	CRCI
	5/92-96		R	R	<b>04-0578</b>	Bdx	Ø 20,64	CRCI
	5/92-96		R	R	<b>04-0437</b>	Luc	Ø 20,64	CRCI
	5/92-96				<b>05-0059</b>		Ø 20,64	
1.4 (S537) Eng. E7F700/ 706 (58kW)	5/92-95		R	L	<b>04-0577</b>	Bdx	Ø 20,64	CRCI
	5/92-95		R	L	<b>04-0438</b>	Luc	Ø 20,64	CRCI
	5/92-95		R	R	<b>04-0578</b>	Bdx	Ø 20,64	CRCI
	5/92-95		R	R	<b>04-0437</b>	Luc	Ø 20,64	CRCI
	5/92-95				<b>05-0059</b>		Ø 20,64	
1.9 D (S534) Eng. F8Q706/ 742 (47-66-68kW)	5/92-95		R	L	<b>04-0577</b>	Bdx	Ø 20,64	CRCI
	5/92-95		R	L	<b>04-0438</b>	Luc	Ø 20,64	CRCI
	5/92-95		R	R	<b>04-0578</b>	Bdx	Ø 20,64	CRCI
	5/92-95		R	R	<b>04-0437</b>	Luc	Ø 20,64	CRCI
	5/92-95				<b>05-0242</b>		Ø 20,64	+ABS
	5/92-95				<b>05-0059</b>		Ø 20,64	-ABS
1.9 TD (S53K) Eng. F8Q706/ 742 (47-66-68kW)	92-95		R	L	<b>04-0599</b>		Ø 19,05	
	92-95		R	R	<b>04-0600</b>		Ø 19,05	
	92-95				<b>05-0061</b>		Ø 19,00	-ABS
<b>R21 Van 6/86-4/95</b>								
1.7 (S481,482) Eng. F2N710 (65kW)	86-95		R	L	<b>04-0358</b>	Luc	Ø 22,20	
	86-95		R	R	<b>04-0359</b>	Luc	Ø 22,20	
	86-95				<b>05-0193</b>		Ø 20,64	-ABS
	86-95				<b>05-0061</b>	Bdx	Ø 19,00	-ABS
1.9 D (S48H) Eng. F8Q710 (47kW)	86-		R	L	<b>04-0591</b>	Bdx	Ø 22,00	Ch S00005584-, CRCI
			R	L	<b>04-0478</b>	Bdx	Ø 22,00	Ch -S00005583, CRCI
			R	R	<b>04-0592</b>	Bdx	Ø 22,00	Ch S00005584-, CRCI
			R	R	<b>04-0479</b>	Bdx	Ø 22,00	Ch -S00005583, CRCI
	86-94				<b>05-0061</b>		Ø 19,00	-ABS
2.1 D (S486) Eng. J8S704 (48kW)	86-94		R	L	<b>04-0358</b>	Luc	Ø 22,20	
	86-94		R	R	<b>04-0359</b>	Luc	Ø 22,20	
	86-94				<b>05-0193</b>		Ø 20,64	-ABS
	86-94				<b>05-0061</b>	Bdx	Ø 19,00	-ABS

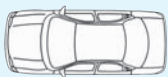








		Spare Parts	F/R	L/R	METELLI ref.		DIMENSIONS mm.	NOTE	
<b>R4 Van 9/66-12/93</b>									
0.8 (2105,2102,2104) Eng. 839 (19kW)		-82		R	04-0033		Ø 19,05	Ch -44278	
		-82		R	04-0053		Ø 20,64	Ch 44279-	
		71-82			05-0148		Ø 20,64		
		-82			09-0009		Ø	Ch 44279-, Incl. Fourgonette	
0.8 (2106) Eng. 80001 (25kW)		-88		R	04-0033		Ø 19,05	Ch -21494	
		-88		R	04-0053		Ø 20,64	Ch 21495-	
		66-76			05-0148		Ø 20,64		
		76-88			05-0069		Ø 20,64		
		-76			09-0009		Ø	Ch 21495-, Incl. Fourgonette	
0.8 (210B) Eng. 80001 (25kW)		-89			09-0009		Ø	Ch 25501-	
0.8 (2391/2392) Eng. 800705/ B1B707 (21kW)		83-89	F	L	04-0220		Ø 23,81		
		83-89	F	R	04-0219		Ø 23,81		
		83-89			R	04-0053		Ø 20,64	
		83-89				05-0035		Ø 19,05	
		83-89				05-0069		Ø 20,64	
		83-89				05-0094		Ø 20,64	
		83-89				09-0009		Ø	Incl. Break
0.8 (2430) Eng. B1B705/ 707 (21kW)		10/77-89		R	04-0054		Ø 22,00	Fourgonette	
		71-10/77		R	04-0053		Ø 20,64	Fourgonette	
		71-76			05-0035		Ø 19,05	Fourgonette	
		76-89			05-0071		Ø 20,64	Fourgonette	
		71-89			09-0009		Ø	Incl. Fourgonette	
0.95 (2109) Eng. C1C708 (25-30-31-32-33kW)		87-93		R	04-0053		Ø 20,64		
		87-93			05-0069		Ø 20,64		
		87-93			05-0148		Ø 20,64		
		87-93			09-0009		Ø	Incl. Fourgonette	
1.1 (2370) Eng. 688711/ 712/ C1E714/ 718/ 719 (25-32-33-35kW)		10/77-89		R	04-0054	Bdx	Ø 22,00		
		7/82-89		R	04-0082	Luc	Ø 22,22		
		76-10/77		R	04-0053		Ø 20,64	Fourgonette	
		10/76-12/76			05-0035		Ø 19,05	Fourgonette	
		7/82-			05-0131		Ø 19,05	Ch -361750, Incl. Switzerland	
		77-82			05-0071		Ø 20,64	Fourgonette	
		-89			05-0072		Ø 19,05	Ch 361751-, Exc. Switzerland	
		76-89			09-0009		Ø	Incl. Fourgonette	
1.1 (239B) Eng. C1E718/ 719 (26kW)		82-89		R	04-0082		Ø 22,22		
		82-89		R	04-0054	Bdx	Ø 22,00		
		82-			05-0131		Ø 19,05	Ch -2180	
		-89			05-0072		Ø 19,05	Ch 2181-	
		-89			09-0009		Ø	Ch 2181-	
1.1 (3C2370) Eng. 688711/ 712/ C1E714/ 718/ 719 (25kW)		7/82-89		R	04-0054	Bdx	Ø 22,00		
		7/82-89		R	04-0082	Luc	Ø 22,22		
		7/82-			05-0131		Ø 19,05	Ch -361750	
		-89			05-0072		Ø 19,05	Ch 361751-	
1.1 (S128) Eng. 688712/ C1E714/ 719 (25kW)		76-89		R	04-0054	Bdx	Ø 22,00		
		76-89		R	04-0082	Luc	Ø 22,22		
		76-89			05-0072		Ø 19,05		
		76-89			09-0009		Ø	Ch 361751-	
<b>R5 Van 1/72-12/85</b>									
0.8 (2381) Eng. 800710 (19-21-25-26-27kW)		77-84	F	L	04-0219		Ø 23,81		
		77-84	F	R	04-0220		Ø 23,81		
		77-			R	04-0033		Ø 19,05	Ch -11591
		-82			R	04-0053		Ø 20,64	Ch 11592-
		82-84			R	04-0054	Bdx	Ø 22,00	
		82-84			R	04-0082	Luc	Ø 22,22	
		6/80-82				05-0094		Ø 20,64	Incl. France
		77-6/80				05-0069		Ø 20,64	
		82-84				05-0072		Ø 19,05	Incl. France
		82-84				09-0011		Ø	
0.95 (2382) Eng. 689710 (25-30-31-32-33kW)		7/76-78			05-0094		Ø 20,64	Ch 2761-, Denmark	
		7/76-78			05-0070		Ø 20,64	France/Denmark	
		72-6/76			05-0034		Ø 19,05	France	
		78-85			05-0072		Ø 19,05		

		Spare Parts	F/R	L/R	METELLI ref.		DIMENSIONS mm.	NOTE
1.1 (2386) Eng. 688711/ 712/ 713/ C1E726 (25-33-35kW)	80-85		R		<b>04-0054</b>	Bdx	Ø 22,00	
	80-85		R		<b>04-0082</b>	Luc	Ø 22,22	
	80-85				<b>05-0036</b>		Ø 19,05	
	80-85				<b>09-0011</b>		Ø	
1.3 (2387) Eng. 810726 (29-31-32-33-37-40-44-47kW)	7/79-82		R		<b>04-0054</b>	Bdx	Ø 22,00	
	7/79-82		R		<b>04-0082</b>	Luc	Ø 22,22	
	7/79-82				<b>05-0036</b>		Ø 19,05	
	7/79-82				<b>09-0011</b>		Ø	
<b>Rapid/Express (F40, G40) Van 7/85-8/98</b>								
0.95 (F400) Eng. C1C706 (25-30-31-32-33kW)	86-92		R	L	<b>04-0476</b>	Bdx	Ø 22,00	
	86-92		R	L	<b>04-0158</b>	Luc	Ø 22,22	
	86-92		R	R	<b>04-0477</b>	Bdx	Ø 22,00	
	86-92		R	R	<b>04-0159</b>	Luc	Ø 22,22	
	86-92				<b>05-0141</b>		Ø 17,46	LHD
	86-92				<b>05-0061</b>		Ø 19,00	-ABS, RHD
1.1 (F401) Eng. C1E750/ 752/ 760/ 762/ 792 (34kW)	85-95		R	L	<b>04-0418</b>		Ø 22,00	Italy
	85-95		R	L	<b>04-0476</b>	Bdx	Ø 22,00	Exc. Italy
	85-95		R	L	<b>04-0158</b>	Luc	Ø 22,22	Exc. Italy
	85-95		R	R	<b>04-0419</b>		Ø 22,00	Italy
	85-95		R	R	<b>04-0477</b>	Bdx	Ø 22,00	Exc. Italy
	85-95		R	R	<b>04-0159</b>	Luc	Ø 22,22	Exc. Italy
1.1 (F40H) Eng. C1E756 (25-33-35kW)	87-91		R	L	<b>04-0418</b>		Ø 22,00	Italy
	87-91		R	L	<b>04-0476</b>	Bdx	Ø 22,00	Exc. Italy
	87-91		R	L	<b>04-0158</b>	Luc	Ø 22,22	Exc. Italy
	87-91		R	R	<b>04-0419</b>		Ø 22,00	Italy
	87-91		R	R	<b>04-0477</b>	Bdx	Ø 22,00	Exc. Italy
	87-91				<b>05-0061</b>		Ø 19,00	-ABS
1.2 (F406, G40A) Eng. C3G710/ 712 (40kW)	91-98		R	L	<b>04-0584</b>	Bdx	Ø 20,64	
	91-98		R	R	<b>04-0585</b>	Bdx	Ø 20,64	
	91-98				<b>05-0059</b>	Ate	Ø 20,64	
1.2 (F40F) Eng. C1G726 (40-55kW)	91-98		R	L	<b>04-0584</b>	Bdx	Ø 20,64	
	91-98		R	R	<b>04-0585</b>	Bdx	Ø 20,64	
	91-98				<b>05-0061</b>		Ø 19,00	-ABS
1.4 (F40) Eng. E7J770/ 771 (55kW)	91-98		R		<b>04-0364</b>	Luc	Ø 22,20	IP
	91-98		R	L	<b>04-0584</b>	Bdx	Ø 20,64	
	91-98		R	R	<b>04-0585</b>	Bdx	Ø 20,64	
	91-98				<b>05-0059</b>		Ø 20,64	
1.4 (F402) Eng. C1J768/ 780 (35-43-44kW)	1/89-8/91		R	L	<b>04-0584</b>	Bdx	Ø 20,64	
	85-12/88		R	L	<b>04-0418</b>		Ø 22,00	Austria/Switzerland
	1/89-8/91		R	R	<b>04-0585</b>	Bdx	Ø 20,64	
	85-12/88		R	R	<b>04-0419</b>		Ø 22,00	Austria/Switzerland
1.4 (F407) Kat Eng. C3J700/ 702/ 760/ 762 (43kW)	88-98		R	L	<b>04-0584</b>	Bdx	Ø 20,64	
	88-98		R	R	<b>04-0585</b>	Bdx	Ø 20,64	
	88-98				<b>05-0061</b>		Ø 19,00	-ABS
1.4 (F40D) Eng. E7J728 (58kW)	94-98		R		<b>04-0364</b>	Luc	Ø 22,20	IP
	94-98		R	L	<b>04-0584</b>	Bdx	Ø 20,64	
	94-98		R	R	<b>04-0585</b>	Bdx	Ø 20,64	
	94-98				<b>05-0059</b>		Ø 20,64	
1.4 (F40M) Eng. C2J784 (43-46-50-53kW)	1/89-8/91		R	L	<b>04-0584</b>	Bdx	Ø 20,64	
	86-12/88		R	L	<b>04-0418</b>		Ø 22,00	Austria/Switzerland
	1/89-8/91		R	R	<b>04-0585</b>	Bdx	Ø 20,64	
	86-12/88		R	R	<b>04-0419</b>		Ø 22,00	Austria/Switzerland
1.4 (F40U, F40V) Eng. E7J720/ 724/ 726/ 773 (52-55kW)	86-8/91				<b>05-0061</b>		Ø 19,00	-ABS
	91-98		R		<b>04-0364</b>	Luc	Ø 22,20	IP
	91-98		R	L	<b>04-0584</b>	Bdx	Ø 20,64	
	91-98		R	R	<b>04-0585</b>	Bdx	Ø 20,64	
1.6 D (F404) Eng. F8M730/ 736/ 760 (40kW)	91-98		R		<b>04-0364</b>	Luc	Ø 22,20	IP
	1/89-98		R	L	<b>04-0584</b>	Bdx	Ø 20,64	
	86-12/88		R	L	<b>04-0418</b>		Ø 22,00	Exc. France
	86-12/88		R	L	<b>04-0476</b>	Bdx	Ø 22,00	France





























		Spare Parts	F/R	L/R	METELLI ref.		DIMENSIONS mm.	NOTE		
1.6 D (F404) Eng. F8M730/ 736/ 760 (40kW)	86-8/91 1/89-98 86-12/88 86-12/88 86-8/91 86-8/91 9/91-98		R	L	04-0158	Luc	Ø 22,22	France		
			R	R	04-0585	Bdx	Ø 20,64			
			R	R	04-0419		Ø 22,00	Exc. France		
			R	R	04-0477	Bdx	Ø 22,00	France		
			R	R	04-0159	Luc	Ø 22,22	France		
							05-0061		Ø 19,00	-ABS
1.9 D (F40P/N/E) Eng. F8Q722/ 724/ 774/ 776 (47-66-68kW)	9/91-98 9/91-98 9/91-98 9/91-98		R		04-0364	Luc	Ø 22,20	IP		
			R	L	04-0584	Bdx	Ø 20,64			
			R	R	04-0585	Bdx	Ø 20,64			
					05-0059		Ø 20,64			
1.9 D (F40R) Eng. F8Q640/ 682 (40kW)	94-98 94-98 94-98 94-98		R		04-0364	Luc	Ø 22,20	IP		
			R	L	04-0584	Bdx	Ø 20,64			
			R	R	04-0585	Bdx	Ø 20,64			
					05-0059		Ø 20,64			
All models (Spain) Eng. C3G710/ 712 (40kW)	91-98 91-98 91-98		R	L	04-0685		Ø 22,00	Spain		
			R	R	04-0686		Ø 22,00	Spain		
					05-0061		Ø 19,00	Spain, -ABS		
<b>Super 5 (S40) Van 10/84-12/96</b>										
0.95 (S400) Eng. C1C688/ 689/ 700 (30kW)	1/88-10/88 6/87-10/88 6/87-10/88 84-12/87 84-5/87 1/88-10/88 6/87-10/88 6/87-10/88 84-12/87 84-5/87 85-92 85-92		R	L	04-0437	Luc	Ø 20,64	CRCI, Exc. Spain		
			R	L	04-0685		Ø 22,00	Spain		
			R	L	04-0590	Bdx	Ø 20,64	CRCI, Exc. Spain		
			R	L	04-0158	Luc	Ø 22,22	Exc. Spain		
			R	L	04-0476	Bdx	Ø 22,00	Exc. Spain		
			R	R	04-0438	Luc	Ø 20,64	CRCI, Exc. Spain		
			R	R	04-0686		Ø 22,00	Spain		
			R	R	04-0589	Bdx	Ø 20,64	CRCI, Exc. Spain		
			R	R	04-0159	Luc	Ø 22,22	Exc. Spain		
			R	R	04-0477	Bdx	Ø 22,00	Exc. Spain		
							05-0141		Ø 17,46	LHD
							05-0061		Ø 19,00	-ABS, RHD
1.1 (S401) Eng. C1E750/ 752/ 754 (34kW)	1/88-96 6/87-96 6/87-96 84-12/87 84-5/87 1/88-96 6/87-96 6/87-96 84-12/87 84-5/87 84-96		R	L	04-0437	Luc	Ø 20,64	CRCI, Exc. Spain		
			R	L	04-0685		Ø 22,00	Spain		
			R	L	04-0590	Bdx	Ø 20,64	CRCI, Exc. Spain		
			R	L	04-0158	Luc	Ø 22,22	Exc. Spain		
			R	L	04-0476	Bdx	Ø 22,00	Exc. Spain		
			R	R	04-0438	Luc	Ø 20,64	CRCI, Exc. Spain		
			R	R	04-0686		Ø 22,00	Spain		
			R	R	04-0589	Bdx	Ø 20,64	CRCI, Exc. Spain		
			R	R	04-0159	Luc	Ø 22,22	Exc. Spain		
			R	R	04-0477	Bdx	Ø 22,00	Exc. Spain		
							05-0061		Ø 19,00	-ABS
			1.2 (S40F) Eng. C1G702/ 720/ 722 (40kW)	1/87-12/87 1/88-96 87-96 87-96 1/87-12/87 1/88-96 87-96 87-96 87-96		R	L	04-0158	Luc	Ø 22,22
R	L	04-0437				Luc	Ø 20,64	CRCI, Exc. Spain		
R	L	04-0685					Ø 22,00	Spain		
R	L	04-0590				Bdx	Ø 20,64	CRCI, Exc. Spain		
R	R	04-0159				Luc	Ø 22,22	Exc. Spain		
R	R	04-0438				Luc	Ø 20,64	CRCI, Exc. Spain		
R	R	04-0686					Ø 22,00	Spain		
R	R	04-0589				Bdx	Ø 20,64	CRCI, Exc. Spain		
							05-0061		Ø 19,00	-ABS
1.2 (S40F, S407) (44kW)	1/87-12/87 1/87-5/87 1/88-96 6/87-96 6/87-96 1/87-12/87 1/87-5/87 1/88-96 6/87-96 6/87-96 87-96					R	L	04-0158	Luc	Ø 22,22
			R	L	04-0476	Bdx	Ø 22,00	Exc. Spain		
			R	L	04-0437	Luc	Ø 20,64	CRCI, Exc. Spain		
			R	L	04-0685		Ø 22,00	Spain		
			R	L	04-0590	Bdx	Ø 20,64	CRCI, Exc. Spain		
			R	R	04-0159	Luc	Ø 22,22	Exc. Spain		
			R	R	04-0477	Bdx	Ø 22,00	Exc. Spain		
			R	R	04-0438	Luc	Ø 20,64	CRCI, Exc. Spain		
			R	R	04-0686		Ø 22,00	Spain		
			R	R	04-0589	Bdx	Ø 20,64	CRCI, Exc. Spain		
							05-0061		Ø 19,00	-ABS
			1.6 D (S404) Eng. F8M720/ 730 (40kW)	1/88-96 6/87-96		R	L	04-0437	Luc	Ø 20,64
R	L	04-0685					Ø 22,00	Spain		

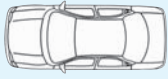







































		Spare Parts	F/R	L/R	METELLI ref.		DIMENSIONS mm.	NOTE
1.6 D (S404) Eng. F8M720/ 730 (40kW)	6/87-96		R	L	04-0590	Bdx	Ø 20,64	CRCI, Exc. Spain
	84-12/87		R	L	04-0158	Luc	Ø 22,22	Exc. Spain
	84-5/87		R	L	04-0476	Bdx	Ø 22,00	Exc. Spain
	1/88-96		R	R	04-0438	Luc	Ø 20,64	CRCI, Exc. Spain
	6/87-96		R	R	04-0686		Ø 22,00	Spain
	6/87-96		R	R	04-0589	Bdx	Ø 20,64	CRCI, Exc. Spain
	84-12/87		R	R	04-0159	Luc	Ø 22,22	Exc. Spain
	84-5/87		R	R	04-0477	Bdx	Ø 22,00	Exc. Spain
84-96				05-0061		Ø 19,00	-ABS	
<b>Trafic I (P6) 3/80-4/89</b>								
1.4 Eng. 847700/ 701/ C1J700 (35-43-44kW)	80-89		R		04-0361		Ø 23,81	
	80-89				05-0401	Ate	Ø 20,64	
1.6, 4WD Eng. 841705/ A1M705/ 707/ 708 (47-66-68kW)	84-86		R		04-0361		Ø 23,81	
	84-86				05-0401	Ate	Ø 20,64	
1.7 Eng. F1N720/ 722/ 724 (50kW)	-2/89		R		04-0675	Luc	Ø 25,40	Ch 5151-
	86-				05-0401	Ate	Ø 20,64	Ch -5150
2.0 Eng. 829720/ 721 (63kW)	80-86		R		04-0361	Bdx	Ø 23,81	
	80-86				05-0401	Ate	Ø 20,64	
2.0, 4WD Eng. J5R716/ 722/ 726 (58-63-76-81kW)	-2/89		R		04-0675	Luc	Ø 25,40	Ch 5151-
	80-89				05-0401	Ate	Ø 20,64	
2.1 D, 4WD Eng. 852720/ 750 (43-49kW)	-2/89		R		04-0675	Luc	Ø 25,40	Ch 5151-
	80-89				05-0401	Ate	Ø 20,64	
2.4 D Eng. Sofim-8140.61.240/ S8U720/ 722 (51kW)	-2/89		R		04-0675	Luc	Ø 25,40	Ch 5151-
	80-89		R		04-0361	Bdx	Ø 23,81	
<b>Trafic I Bus 3/80-4/89</b>								
1.4 Eng. 847700/ 701/ C1J700 (35kW)	80-		R		04-0361	Bdx	Ø 23,81	Ch -5150, 10Q
	80-89				05-0401	Ate	Ø 20,64	
1.6, 4WD Eng. 841705/ A1M705/ 707/ 708 (47-66-68kW)	84-		R		04-0361	Bdx	Ø 23,81	Ch -5150, 10Q
	84-86				05-0401	Ate	Ø 20,64	
1.7 Eng. F1N720/ 722/ 724 (50kW)	86-		R		04-0361	Bdx	Ø 23,81	Ch -5150, 10Q
	86-89				05-0401	Ate	Ø 20,64	
2.0, 4WD Eng. J5R716/ 722/ 726 (58-63-76-81kW)	80-		R		04-0361	Bdx	Ø 23,81	Ch -5150, 10Q
	80-89				05-0401	Ate	Ø 20,64	
2.1 D Eng. 852720/ 750 (43-49kW)	-2/89		R		04-0675	Luc	Ø 25,40	Ch 5151-
	80-		R		04-0361	Bdx	Ø 23,81	Ch -5150, 10Q
	80-				05-0401	Ate	Ø 20,64	Ch -5150
<b>Trafic I Van 3/80-4/89</b>								
1.4 Eng. 847700/ 701/ C1J700 (35kW)	-2/89		R		04-0675	Luc	Ø 25,40	Ch 5151-
	2/89-4/89		R		04-0361	Bdx	Ø 23,81	10-13Q
	80-89		R		04-0360	Bdx	Ø 22,00	
	80-89				05-0401	Ate	Ø 20,64	10Q
1.6, 4WD Eng. 841705/ A1M705/ 707/ 708 (47-66-68kW)	84-86		R		04-0675	Luc	Ø 25,40	Ch 5151-
	84-86		R		04-0360	Bdx	Ø 22,00	
	84-86				05-0401	Ate	Ø 20,64	10Q
1.7 Eng. F1N720/ 722/ 724 (50kW)	-2/89		R		04-0675	Luc	Ø 25,40	Ch 5151-
	2/89-4/89		R		04-0361	Bdx	Ø 23,81	10-13Q
	86-89				05-0401	Ate	Ø 20,64	10Q
2.0, 4WD Eng. J5R716/ 722/ 726 (58-63-76-81kW)	-2/89		R		04-0675	Luc	Ø 25,40	Ch 5151-
	2/89-4/89		R		04-0361	Bdx	Ø 23,81	10-13Q
	80-89		R		04-0360	Bdx	Ø 22,00	
	80-89				05-0401	Ate	Ø 20,64	10Q (Exc. Ambulance)
2.1 D, 4WD Eng. 852720/ 750 (43kW)	-2/89		R		04-0675	Luc	Ø 25,40	Ch 5151-
	2/89-4/89		R		04-0361	Bdx	Ø 23,81	10-13Q
	80-89		R		04-0360	Bdx	Ø 22,00	
	80-89				05-0401	Ate	Ø 20,64	Exc. Austria/Denmark/Switzerland, 10Q
<b>Trafic II (PX) 5/89-3/01</b>								
1.7 Eng. F1N720/ 722/ 724 (50kW)	89-94		R		04-0675	Luc	Ø 25,40	
	89-94				05-0401	Ate	Ø 20,64	9Q
2.0 Eng. J5R716/ 726 (59kW)	89-97		R		04-0675	Luc	Ø 25,40	
2.1 D Eng. 852720/ 750 (43kW)	89-94		R		04-0675	Luc	Ø 25,40	
	89-94				05-0401	Ate	Ø 20,64	9Q
2.1 D Eng. J8S620/ 758 (47kW)	94-97		R		04-0675	Luc	Ø 25,40	
	94-97				05-0401	Ate	Ø 20,64	9Q

		Spare Parts	F/R	L/R	METELLI ref.		DIMENSIONS mm.	NOTE
2.4 D Eng. Sofim-8140.61.240/ S8U720/ 722 (51kW)	89-01		R		<b>04-0361</b>	Bdx	Ø 23,81	
	89-01		R		<b>04-0675</b>	Luc	Ø 25,40	
<b>Trafic II Bus 5/89-3/01</b>								
1.7 Eng. F1N720/ 722/ 724 (50kW)	89-94		R		<b>04-0361</b>	Bdx	Ø 23,81	
	89-94		R		<b>04-0675</b>	Luc	Ø 25,40	
1.9 D Eng. F8Q606/ 630/ 662 (44kW)	97-01		R		<b>04-0675</b>	Luc	Ø 25,40	+ABS
2.0 Eng. J5R716/ 726 (59kW)	89-97		R		<b>04-0361</b>	Bdx	Ø 23,81	
	89-97		R		<b>04-0675</b>	Luc	Ø 25,40	
2.1 D Eng. 852720/ 750 (43kW)	89-94		R		<b>04-0361</b>	Bdx	Ø 23,81	
	89-94		R		<b>04-0675</b>	Luc	Ø 25,40	
2.1 D Eng. J8S620/ 758 (47kW)	94-97		R		<b>04-0361</b>	Bdx	Ø 23,81	
	94-97		R		<b>04-0675</b>	Luc	Ø 25,40	+ABS
2.2, 4WD Eng. J7T600 (74kW)	94-97		R		<b>04-0675</b>	Luc	Ø 25,40	
2.2, 4WD Eng. J7T780 (70kW)	89-94		R		<b>04-0675</b>	Luc	Ø 25,40	
2.5 D, 4WD Eng. Sofim-8140.67.2500/.2550/.2580/ S8U750/ 752 (55kW)	89-01		R		<b>04-0675</b>	Luc	Ø 25,40	
<b>Trafic II Van 5/89-3/01</b>								
1.4 Eng. C1J700 (35kW)	89-91				<b>05-0401</b>	Ate	Ø 20,64	9Q
1.7 Eng. F1N720/ 722/ 724 (50kW)	89-94		R		<b>04-0361</b>	Bdx	Ø 23,81	RHD
	89-94		R		<b>04-0675</b>	Luc	Ø 25,40	
	89-94				<b>05-0401</b>	Ate	Ø 20,64	9Q
1.9 D Eng. F8Q606/ 630/ 662 (44kW)	97-01		R		<b>04-0361</b>	Bdx	Ø 23,81	10-11Q
	97-01		R		<b>04-0675</b>	Luc	Ø 25,40	+ABS
2.0 Eng. J5R716/ 726 (59kW)	89-97		R		<b>04-0675</b>	Luc	Ø 25,40	
	89-97				<b>05-0401</b>	Ate	Ø 20,64	9Q
2.1 D Eng. 852720/ 750 (43kW)	89-94		R		<b>04-0360</b>	Bdx	Ø 22,00	RHD
	89-94		R		<b>04-0675</b>	Luc	Ø 25,40	
	89-94				<b>05-0401</b>	Ate	Ø 20,64	9Q
2.1 D Eng. J8S620/ 758 (47kW)	94-97		R		<b>04-0361</b>	Bdx	Ø 23,81	0.9-10-11-14-19Q
	94-97		R		<b>04-0675</b>	Luc	Ø 25,40	+ABS
	94-97				<b>05-0401</b>	Ate	Ø 20,64	9Q
2.2, 4WD Eng. J7T600 (74kW)	94-97		R		<b>04-0675</b>	Luc	Ø 25,40	
2.2, 4WD Eng. J7T780 (70kW)	89-94		R		<b>04-0675</b>	Luc	Ø 25,40	
2.5 D, 4WD Eng. Sofim-8140.67.2500/.2550/.2580/ S8U750/ 752 (55kW)	89-01		R		<b>04-0360</b>	Bdx	Ø 22,00	RHD
	89-01		R		<b>04-0675</b>	Luc	Ø 25,40	
	89-01				<b>05-0401</b>	Ate	Ø 20,64	9Q
<b>Trafic III 3/01-</b>								
1.9 DCi 100 Eng. F9Q760 (74kW)	01-				<b>05-0553</b>	Trw	Ø 20,64	Ch -4V602167, Alu, -ESP, -TC
	01-				<b>05-0768</b>	Trw	Ø 20,64	Ch 4V602168-, Alu, -ESP, -TC
	01-				<b>05-0766</b>	Trw	Ø 25,40	Alu, +ESP, +TC
	01-				<b>05-0554</b>	Trw	Ø 25,40	Ch -4V602167, Alu, -ESP, -TC
	01-				<b>05-0767</b>	Trw	Ø 25,40	Ch 4V602168-, Alu, -ESP, -TC
1.9 DCi 80 Eng. F9Q762 (60kW)	01-				<b>05-0553</b>	Trw	Ø 20,64	Ch -4V602167, Alu, -ESP, -TC
	01-				<b>05-0768</b>	Trw	Ø 20,64	Ch 4V602168-, Alu, -ESP, -TC
	01-				<b>05-0766</b>	Trw	Ø 25,40	Alu, +ESP, +TC
	01-				<b>05-0554</b>	Trw	Ø 25,40	Ch -4V602167, Alu, -ESP, -TC
	01-				<b>05-0767</b>	Trw	Ø 25,40	Ch 4V602168-, Alu, -ESP, -TC
2.0 Eng. F4R720/ 722 (88kW)	01-				<b>05-0553</b>	Trw	Ø 20,64	Ch -4V602167, Alu, -ESP, -TC
	01-				<b>05-0768</b>	Trw	Ø 20,64	Ch 4V602168-, Alu, -ESP, -TC
	01-				<b>05-0766</b>	Trw	Ø 25,40	Alu, +ESP, +TC
	01-				<b>05-0554</b>	Trw	Ø 25,40	Ch -4V602167, Alu, -ESP, -TC
	01-				<b>05-0767</b>	Trw	Ø 25,40	Ch 4V602168-, Alu, -ESP, -TC
2.0 DCi Eng. M9R780 (66kW)	01-				<b>05-0768</b>	Trw	Ø 20,64	Ch 4V602168-, Alu, -ESP, -TC
	06-				<b>05-0766</b>	Trw	Ø 25,40	Alu, +ESP, +TC
	06-				<b>05-0554</b>	Trw	Ø 25,40	Ch -4V602167, Alu, -ESP, -TC
2.0 DCi Eng. M9R780 (84kW)	06-				<b>05-0767</b>	Trw	Ø 25,40	Ch 4V602168-, Alu, -ESP, -TC
	01-				<b>05-0768</b>	Trw	Ø 20,64	Ch 4V602168-, Alu, -ESP, -TC
	06-				<b>05-0766</b>	Trw	Ø 25,40	Alu, +ESP, +TC
2.0 DCi Eng. M9R780 (84kW)	06-				<b>05-0554</b>	Trw	Ø 25,40	Ch -4V602167, Alu, -ESP, -TC
	06-				<b>05-0767</b>	Trw	Ø 25,40	Ch 4V602168-, Alu, -ESP, -TC
	06-				<b>05-0766</b>	Trw	Ø 25,40	Alu, +ESP, +TC
2.5 DCi 150 Eng. G9U630 (107kW)	06-				<b>05-0768</b>	Trw	Ø 20,64	Ch 4V602168-, Alu, -ESP, -TC
	06-				<b>05-0766</b>	Trw	Ø 25,40	Alu, +ESP, +TC
	06-				<b>05-0554</b>	Trw	Ø 25,40	Ch -4V602167, Alu, -ESP, -TC

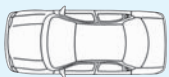
























































		Spare Parts	F/R	L/R	METELLI ref.		DIMENSIONS mm.	NOTE
2.5 DCi 150 Eng. G9U630 (107kW)	06-				<b>05-0767</b>	Trw	Ø 25,40	Ch 4V602168-, Alu, -ESP, -TC
2.5 DTi Eng. G9U730 (99kW)	03-				<b>05-0553</b>	Trw	Ø 20,64	Ch -4V602167, Alu, -ESP, -TC
	03-				<b>05-0768</b>	Trw	Ø 20,64	Ch 4V602168-, Alu, -ESP, -TC
	03-				<b>05-0766</b>	Trw	Ø 25,40	Alu, +ESP, +TC
	03-				<b>05-0554</b>	Trw	Ø 25,40	Ch -4V602167, Alu, -ESP, -TC
	03-				<b>05-0767</b>	Trw	Ø 25,40	Ch 4V602168-, Alu, -ESP, -TC
<b>Twingo (S06) Van 3/93-</b>								
1.2 (S063, S064) Eng. C3G700/ 702 (40kW)	93-96		R		<b>04-0601</b>		Ø 20,64	+ABS
	93-96		R	L	<b>04-0589</b>		Ø 20,64	CRCI, -ABS
	93-96		R	R	<b>04-0590</b>		Ø 20,64	CRCI, -ABS
	93-96				<b>05-0242</b>		Ø 20,64	+ABS
	93-96				<b>05-0149</b>		Ø 20,64	-ABS
1.2 (S066, S068) Eng. D7F700/ 701/ 702/ 703/ 704/ 706 (40-43kW)	5/96-6/98		R		<b>04-0601</b>		Ø 20,64	+ABS
	7/98-		R		<b>04-0703</b>		Ø 17,78	+ABS
	5/96-		R	L	<b>04-0589</b>		Ø 20,64	CRCI, -ABS
	5/96-		R	R	<b>04-0590</b>		Ø 20,64	CRCI, -ABS
	5/96-				<b>05-0242</b>		Ø 20,64	+ABS
	5/96-				<b>05-0149</b>		Ø 20,64	-ABS

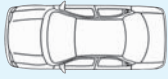

































## ROVER

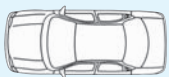


























































<b>100 (METRO) (Xp) 3/90-12/98</b>								
111, Cabrio Eng. 11K2A/ D (44kW)	90-98		R		<b>04-0189</b>	Ap	Ø 17,46	
114 D Eng. TUD3 (38kW)	92-94		R		<b>04-0189</b>	Ap	Ø 17,46	
114 GTI 16v, GSi, Cabrio Eng. 14K4F (76kW)	91-98		R		<b>04-0189</b>	Ap	Ø 17,46	
114 GTI/GT 16v, Kat Eng. 14K4C/ D (66-69-70kW)	90-98		R		<b>04-0189</b>	Ap	Ø 17,46	
114, Cabrio Eng. 14K2A/ D (55kW)	90-98		R		<b>04-0189</b>	Ap	Ø 17,46	
115 D Eng. TUD5 (42kW)	94-98		R		<b>04-0189</b>	Ap	Ø 17,46	
<b>1000-Series Mk II 1/67-12/78</b>								
1.1 Eng. 10H (33-36-40-41kW)	70-74		R		<b>04-0067</b>		Ø 20,32	
1.3 (39kW)	70-74		R		<b>04-0067</b>		Ø 20,32	
1.5 (42-49kW)	74-77		R		<b>04-0135</b>		Ø 17,46	
1.5 Eng. GFM11 (53kW)	70-77		R		<b>04-0233</b>		Ø 17,78	Alu
<b>200 I (XH) 3/85-9/89</b>								
213 Eng. EV2 (54kW)	85-89		R	L	<b>04-0209</b>		Ø 19,05	Alu
	85-89		R	R	<b>04-0210</b>		Ø 19,05	Alu
	85-89				<b>05-0145</b>		Ø 20,64	Alu
216 EFi Eng. 16H (61kW)	85-89		R	L	<b>04-0207</b>	Luc	Ø 17,46	Alu
	85-89		R	R	<b>04-0208</b>	Luc	Ø 17,46	Alu
216 Vitesse Eng. 16H (75kW)	85-89		R	L	<b>04-0207</b>	Luc	Ø 17,46	Alu
	85-89		R	R	<b>04-0208</b>	Luc	Ø 17,46	Alu
<b>200 II (XW), Coupé 10/89-11/99</b>								
214 Eng. 14K2A/ D (55kW)	93-95		R	L	<b>04-0462</b>	Luc	Ø 19,05	Alu
	93-95		R	R	<b>04-0461</b>	Luc	Ø 19,05	Alu
	93-95				<b>05-0261</b>	Luc	Ø 22,20	RHD
214 16v Si, GSi, Cabrio Eng. 14K4F (76kW)	93-99		R	L	<b>04-0462</b>	Luc	Ø 19,05	Alu
	93-99		R	R	<b>04-0461</b>	Luc	Ø 19,05	Alu
	93-99				<b>05-0261</b>	Luc	Ø 22,20	RHD
214 Si, GSi, Cabrio Eng. 14K4C (66-70kW)	90-95		R	L	<b>04-0462</b>	Luc	Ø 19,05	Alu
	90-95		R	R	<b>04-0461</b>	Luc	Ø 19,05	Alu
214, Si, GSi, Cabrio Eng. 14K4C/ D (66kW)	89-99		R	L	<b>04-0462</b>	Luc	Ø 19,05	Alu
	89-99		R	R	<b>04-0461</b>	Luc	Ø 19,05	Alu
	89-99				<b>05-0261</b>	Luc	Ø 22,20	RHD
216 16v Cabrio Eng. 16K4F (82kW)	96-99		R	L	<b>04-0462</b>	Luc	Ø 19,05	Alu
	96-99		R	R	<b>04-0461</b>	Luc	Ø 19,05	Alu
	96-99				<b>05-0261</b>	Luc	Ø 22,20	RHD
216 GSi Eng. D16Z2 (82-85kW)	89-95		R	L	<b>04-0462</b>	Luc	Ø 19,05	Alu
	89-95		R	R	<b>04-0461</b>	Luc	Ø 19,05	Alu
216, GTi, Cabrio Eng. D16A8 (90kW)	90-99		R	L	<b>04-0462</b>	Luc	Ø 19,05	Alu
	90-99		R	R	<b>04-0461</b>	Luc	Ø 19,05	Alu
	90-99				<b>05-0261</b>	Luc	Ø 22,20	RHD
218 D Eng. XUD9AL (49-52kW)	91-95		R	L	<b>04-0462</b>	Luc	Ø 19,05	Alu
	91-95		R	R	<b>04-0461</b>	Luc	Ø 19,05	Alu
	91-95				<b>05-0261</b>	Luc	Ø 22,20	RHD

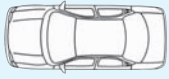















		Spare Parts	F/R	L/R	METELLI ref.		DIMENSIONS mm.	NOTE
218 TD Eng. XUD7TE (65kW)	91-95		R	L	04-0462	Luc	Ø 19,05	Alu
	91-95		R	R	04-0461	Luc	Ø 19,05	Alu
	91-95				05-0261	Luc	Ø 22,20	RHD
220 GTi Eng. 20M4F (103kW)	91-95		R	L	04-0462	Luc	Ø 19,05	Alu
	91-95		R	R	04-0461	Luc	Ø 19,05	Alu
	91-95				05-0261	Luc	Ø 22,20	RHD
220 GTi, GSi Eng. 20T4H (100kW)	93-99		R	L	04-0462	Luc	Ø 19,05	Alu
	93-99		R	R	04-0461	Luc	Ø 19,05	Alu
	93-99				05-0261	Luc	Ø 22,20	RHD
220 T. Eng. 20T4G (147kW)	93-95		R	L	04-0462	Luc	Ø 19,05	Alu
	93-95		R	R	04-0461	Luc	Ø 19,05	Alu
	93-95				05-0261	Luc	Ø 22,20	RHD
<b>200 III (RF) 11/95-3/00</b>								
211 Eng. 11K2A/ D (44kW)	98-		R	L	04-0707	Luc	Ø 19,05	Alu
	98-		R	R	04-0708	Luc	Ø 19,05	Alu
214 Eng. 14K2F (55kW)	95-00		R	L	04-0707	Luc	Ø 19,05	Alu
	95-00		R	R	04-0708	Luc	Ø 19,05	Alu
214 Si Eng. 14K4F (76kW)	95-00		R	L	04-0707	Luc	Ø 19,05	Alu
	95-00		R	R	04-0708	Luc	Ø 19,05	Alu
216 Si Eng. 16K4F (82kW)	95-00		R	L	04-0707	Luc	Ø 19,05	Alu
	95-00		R	R	04-0708	Luc	Ø 19,05	Alu
218 Eng. 18K4K(VVC) (88-107kW)	95-00		R	L	04-0707	Luc	Ø 19,05	Alu
	95-00		R	R	04-0708	Luc	Ø 19,05	Alu
220 D/SD Eng. 20T2R (63kW)	95-00		R	L	04-0707	Luc	Ø 19,05	Alu
	95-00		R	R	04-0708	Luc	Ø 19,05	Alu
220 SDi Eng. 20T2N (74-77kW)	95-00		R	L	04-0707	Luc	Ø 19,05	Alu
	95-00		R	R	04-0708	Luc	Ø 19,05	Alu
<b>2000 Mk I 1/51-12/75</b>								
2.0, SW (66kW)	68-75		R		04-0257		Ø 17,46	
<b>2000 Mk II 3/72-12/77</b>								
2.0, SW (65-66kW)	72-75		R		04-0257		Ø 17,46	
2.0, SW Eng. HB1/ KE1 (68kW)	75-77		R		04-0257		Ø 17,46	
<b>2000-3500 (SD1) 6/76-10/86</b>								
2.0 Eng. 20V (74-75kW)	4/82-86		R		04-0190	Ap	Ø 22,22	
2.3 Eng. 10C/ 11C (88-92kW)	77-86		R		04-0190	Ap	Ø 22,22	
2.4 TD Eng. VM HR492 (67kW)	9/82-86		R		04-0190	Ap	Ø 22,22	
2.6, S Eng. 12C/ 13C (93-99kW)	77-86		R		04-0190	Ap	Ø 22,22	
3.5 Eng. 38A/ 39A (115-116kW)	76-86		R		04-0190	Ap	Ø 22,22	
3.5 Vitesse Eng. 30A/ 31A (142kW)	82-86		R		04-0190	Ap	Ø 22,22	
<b>25 (RF) 10/99-</b>								
1.4 Eng. 14K4M (62kW)	10/99-		R	L	04-0707	Luc	Ø 19,05	Alu
	10/99-		R	R	04-0708	Luc	Ø 19,05	Alu
1.4 16v Eng. 14K4F (76kW)	10/99-		R	L	04-0707	Luc	Ø 19,05	Alu
	10/99-		R	R	04-0708	Luc	Ø 19,05	Alu
1.6 16v Eng. 16K4F/16 (80kW)	10/99-		R	L	04-0707	Luc	Ø 19,05	Alu
	10/99-		R	R	04-0708	Luc	Ø 19,05	Alu
1.8 16v Eng. 18K4F/16 (85kW)	10/99-		R	L	04-0707	Luc	Ø 19,05	Alu
	10/99-		R	R	04-0708	Luc	Ø 19,05	Alu
1.8 16v Eng. 18K4K(VVC) (107kW)	2/00-		R	L	04-0707	Luc	Ø 19,05	Alu
	2/00-		R	R	04-0708	Luc	Ø 19,05	Alu
2.0 i DT Eng. 20T2N (74-77kW)	10/99-		R	L	04-0707	Luc	Ø 19,05	Alu
	10/99-		R	R	04-0708	Luc	Ø 19,05	Alu
<b>250 Ju 1/96-</b>								
1.5	96-		R		04-0167		Ø 20,32	
1.6 D	96-		R		04-0167		Ø 20,32	
<b>2500 5/74-12/77</b>								
2.5, SW Eng. CR1/ MD9 (70-74-90-110-123kW)	74-75		R		04-0257		Ø 17,46	
2.5, SW Eng. CR1/ MD9 (70-79-90-110-123kW)	75-77		R		04-0257		Ø 17,46	
<b>400 I (XW) 4/90-4/95</b>								
414 GSI/SI Kat Eng. 14K4F (76kW)	93-95		R	L	04-0462	Luc	Ø 19,05	Alu
	93-95		R	R	04-0461	Luc	Ø 19,05	Alu
	93-95				05-0261	Luc	Ø 22,20	RHD
414 Si, Gsi Eng. 14K4C/ D (66kW)	90-95		R	L	04-0462	Luc	Ø 19,05	Alu
	90-95		R	R	04-0461	Luc	Ø 19,05	Alu

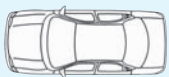





























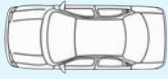


















		Spare Parts	F/R	L/R	METELLI ref.		DIMENSIONS mm.	NOTE
414 Si, Gsi Eng. 14K4C/ D (66kW)	90-95				<b>05-0261</b>	Luc	Ø 22,20	RHD
414 Si, Gsi, Cabrio Eng. 14K4C/ D (69-70kW)	93-95		R	L	<b>04-0462</b>	Luc	Ø 19,05	Alu
	93-95		R	R	<b>04-0461</b>	Luc	Ø 19,05	Alu
	93-95				<b>05-0261</b>	Luc	Ø 22,20	RHD
416 GSI, SW Eng. D16Z2 (82kW)	90-95		R	L	<b>04-0462</b>	Luc	Ø 19,05	Alu
	90-95		R	R	<b>04-0461</b>	Luc	Ø 19,05	Alu
	90-95				<b>05-0261</b>	Luc	Ø 22,20	RHD
416 GSI/GSE Eng. 16K16 (85kW)	90-95				<b>05-0261</b>	Luc	Ø 22,20	RHD
416 GTI, SW Eng. D16A8 (90kW)	90-95		R	L	<b>04-0462</b>	Luc	Ø 19,05	Alu
	90-95		R	R	<b>04-0461</b>	Luc	Ø 19,05	Alu
	90-95				<b>05-0261</b>	Luc	Ø 22,20	RHD
416 GTI/GTE Eng. D16A9 (96kW)	90-95				<b>05-0261</b>	Luc	Ø 22,20	RHD
418 D Eng. XUD9AL (49kW)	91-95		R	L	<b>04-0462</b>	Luc	Ø 19,05	Alu, RHD
	91-95		R	R	<b>04-0461</b>	Luc	Ø 19,05	Alu, RHD
	91-95				<b>05-0261</b>	Luc	Ø 22,20	RHD
418 TD, SW Eng. XUD7TE (65kW)	91-95		R	L	<b>04-0462</b>	Luc	Ø 19,05	Alu, RHD
	91-95		R	R	<b>04-0461</b>	Luc	Ø 19,05	Alu, RHD
	91-95				<b>05-0352</b>		Ø 23,81	Alu, +ABS
	91-95				<b>05-0261</b>	Luc	Ø 22,20	RHD
420 GSI/SLI/GTI/Vitesse, SW Eng. 20T4H (100-132kW)	93-95		R	L	<b>04-0462</b>	Luc	Ø 19,05	Alu
	93-95		R	R	<b>04-0461</b>	Luc	Ø 19,05	Alu
	93-95				<b>05-0261</b>	Luc	Ø 22,20	RHD
420 GTI/GSI/Vitesse Eng. 20M4F (103kW)	92-95		R	L	<b>04-0462</b>	Luc	Ø 19,05	Alu
	92-95		R	R	<b>04-0461</b>	Luc	Ø 19,05	Alu
	92-95				<b>05-0352</b>		Ø 23,81	Alu, +ABS
	92-95				<b>05-0261</b>	Luc	Ø 22,20	RHD
420 T. Eng. 20T4G (147kW)	93-95		R	L	<b>04-0462</b>	Luc	Ø 19,05	Alu
	93-95		R	R	<b>04-0461</b>	Luc	Ø 19,05	Alu
	93-95				<b>05-0261</b>	Luc	Ø 22,20	RHD
<b>400 II (RT) 5/95-3/00</b>								
414 Si Eng. 14K4F (76kW)	95-00		R	L	<b>04-0707</b>	Luc	Ø 19,05	Ch AD 074465-, Alu
	95-00		R	L	<b>04-0462</b>	Luc	Ø 19,05	Ch -AD074464, Alu
	00-		R	R	<b>04-0708</b>	Luc	Ø 19,05	Ch AD 074465-, Alu
	95-00		R	R	<b>04-0461</b>	Luc	Ø 19,05	Ch -AD074464, Alu
	95-00				<b>05-0352</b>		Ø 23,81	Alu, +ABS
416 Si Eng. 16K4F (82kW)	95-00		R	L	<b>04-0707</b>	Luc	Ø 19,05	Ch AD 074465-, Alu
	95-00		R	L	<b>04-0462</b>	Luc	Ø 19,05	Ch -AD074464, Alu
	00-		R	R	<b>04-0708</b>	Luc	Ø 19,05	Ch AD 074465-, Alu
	95-00		R	R	<b>04-0461</b>	Luc	Ø 19,05	Ch -AD074464, Alu
	95-00				<b>05-0352</b>		Ø 23,81	Alu, +ABS
416 Si Eng. D16Y2 (83kW)	95-00		R	L	<b>04-0707</b>	Luc	Ø 19,05	Ch AD 074465-, Alu
	95-00		R	L	<b>04-0462</b>	Luc	Ø 19,05	Ch -AD074464, Alu
	00-		R	R	<b>04-0708</b>	Luc	Ø 19,05	Ch AD 074465-, Alu
	95-00		R	R	<b>04-0461</b>	Luc	Ø 19,05	Ch -AD074464, Alu
	95-00				<b>05-0352</b>		Ø 23,81	Alu, +ABS
420 D Eng. 20T2R (63kW)	95-00		R	L	<b>04-0707</b>	Luc	Ø 19,05	Alu
	95-00		R	R	<b>04-0708</b>	Luc	Ø 19,05	Alu
	-99				<b>05-0449</b>	Luc	Ø 23,81	Ch 074465-, +ABS
420 Di Eng. 20T2N (74-77kW)	95-00		R	L	<b>04-0707</b>	Luc	Ø 19,05	Alu
	95-00		R	R	<b>04-0708</b>	Luc	Ø 19,05	Alu
	-99				<b>05-0449</b>	Luc	Ø 23,81	Ch 074465-, +ABS
420 Si Lux Eng. 20T4H/ T16 (100kW)	95-00		R	L	<b>04-0707</b>	Luc	Ø 19,05	Alu
	95-00		R	R	<b>04-0708</b>	Luc	Ø 19,05	Alu
	95-00				<b>05-0352</b>		Ø 23,81	Alu, +ABS
	-99				<b>05-0449</b>	Luc	Ø 23,81	Ch 074465-, +ABS
<b>45 (RT) 2/00-</b>								
1.4 16v Eng. 14K4F (76kW)	00-		R	L	<b>04-0707</b>	Luc	Ø 19,05	Ch AD 074465-, Alu
	00-		R	L	<b>04-0462</b>	Luc	Ø 19,05	Ch -AD074464, Alu
	00-		R	R	<b>04-0708</b>	Luc	Ø 19,05	Ch AD 074465-, Alu
	2/00-		R	R	<b>04-0461</b>	Luc	Ø 19,05	Ch -AD074464, Alu

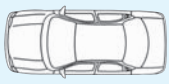

























		Spare Parts	F/R	L/R	METELLI ref.		DIMENSIONS mm.	NOTE
1.6 16v Eng. 16K4F/16 (80kW)	00-00-00-00		R	L	04-0707	Luc	Ø 19,05	Ch AD 074465-, Alu
			R	L	04-0462	Luc	Ø 19,05	Ch -AD074464, Alu
			R	R	04-0708	Luc	Ø 19,05	Ch AD 074465-, Alu
			R	R	04-0461	Luc	Ø 19,05	Ch -AD074464, Alu
	2/00-				05-0449	Luc	Ø 23,81	
1.8 16v Eng. 18K4F/16 (85-86kW)	00-00-00-00		R	L	04-0707	Luc	Ø 19,05	Ch AD 074465-, Alu
			R	L	04-0462	Luc	Ø 19,05	Ch -AD074464, Alu
			R	R	04-0708	Luc	Ø 19,05	Ch AD 074465-, Alu
			R	R	04-0461	Luc	Ø 19,05	Ch -AD074464, Alu
	2/00-				05-0449	Luc	Ø 23,81	
2.0 i DT Eng. 20T2N (74-77kW)	00-00-00-00		R	L	04-0707	Luc	Ø 19,05	Ch AD 074465-, Alu
			R	L	04-0462	Luc	Ø 19,05	Ch -AD074464, Alu
			R	R	04-0708	Luc	Ø 19,05	Ch AD 074465-, Alu
			R	R	04-0461	Luc	Ø 19,05	Ch -AD074464, Alu
	2/00-				05-0449	Luc	Ø 23,81	
2.0 V6 Eng. 20K4F (110kW)	00-00-00-00		R	L	04-0707	Luc	Ø 19,05	Ch AD 074465-, Alu
			R	L	04-0462	Luc	Ø 19,05	Ch -AD074464, Alu
			R	R	04-0708	Luc	Ø 19,05	Ch AD 074465-, Alu
			R	R	04-0461	Luc	Ø 19,05	Ch -AD074464, Alu
	2/00-				05-0449	Luc	Ø 23,81	
<b>600 (RH) 8/93-2/99</b>								
618 Eng. F18A3 (85kW)					05-0449		Ø 23,81	Ch 246797-, -ABS, RHD
620 Eng. F20Z1 (96kW)					05-0449		Ø 23,81	Ch 246797-, -ABS, RHD
620 Eng. F20Z1/ Z2 (85-96kW)					05-0449		Ø 23,81	Ch 246797-, -ABS, RHD
620 SDi Eng. 20T2N (74kW)					05-0449		Ø 23,81	Ch 246797-, -ABS, RHD
623 Eng. H23A3 (116kW)					05-0449		Ø 23,81	Ch 246797-, -ABS, RHD
<b>A40 1/61-12/67</b>								
1.1 Eng. 10H (33-36-40-41kW)	61-67		R		04-0029		Ø 19,05	
<b>Acclaim 1/82-12/85</b>								
1.3 Eng. EJ (51-52kW)	82-85-82-85		R	L	04-0207		Ø 17,46	Ch -121262, Alu
			R	L	04-0209		Ø 19,05	Ch 121263-, Alu
			R	R	04-0208		Ø 17,46	Ch -121262, Alu
			R	R	04-0210		Ø 19,05	Ch 121263-, Alu
<b>Allegro (ADO 67) 5/73-</b>								
1.0 Eng. A1.0 (31-33-41kW)	80-83		R		04-0128	Luc	Ø 14,28	Alu
1.1 Eng. 10H (33-36-40-41kW)	75-79		R		04-0128	Luc	Ø 14,28	Alu
1.3, SW Eng. 12H (40-43kW)	73-82		R		04-0128	Luc	Ø 14,28	Alu
1.5, SW Eng. 14H (50-56kW)	73-82		R		04-0128	Luc	Ø 14,28	Alu
1.7 SW (50kW)	79-		R		04-0128	Luc	Ø 14,28	Alu
1.75 Eng. 17H (53-58-66-67kW)	75-79		R		04-0128	Luc	Ø 14,28	Alu
<b>Ambassador 3/82-10/84</b>								
1.7 Eng. P (62-64kW)	82-84		R		04-0308		Ø 17,46	
2.0 Eng. 20H/ R (69-75kW)	82-84		R		04-0308		Ø 17,46	
<b>Austin 12/68-12/72</b>								
3.0	68-72		R		04-0127		Ø 19,05	Alu
America	68-71		R		04-0067		Ø 20,32	Exc. 3.0
<b>Austin Taxi 1/70-</b>								
FL2/ FX4, R	5/82-70-4/82-5/82-70-4/82-5/82-70-4/82		F	L	04-0312		Ø 22,20	
			F	L	04-0235		Ø 25,40	
			F	R	04-0313		Ø 22,20	
			F	R	04-0236		Ø 25,40	
			R		04-0311		Ø 22,20	Alu
			R		04-0234		Ø 25,40	Alu
<b>Coupe 3/96-11/99</b>								
1.6 16v Eng. 16K4F (82kW)	96-99		R	L	04-0707	Luc	Ø 19,05	Alu
			R	R	04-0708	Luc	Ø 19,05	Alu
1.8 16v Eng. 18K4K(VVC) (107kW)	96-99		R	L	04-0707	Luc	Ø 19,05	Alu
			R	R	04-0708	Luc	Ø 19,05	Alu
<b>Dolomite 1/72-12/81</b>								
1.3 Eng. FM2/ 3/ FM8 (43-46-56kW)	77-81		R		04-0131		Ø 15,87	Alu
1.5 Eng. GFM11 (53kW)	77-78-78-81		R		04-0233		Ø 17,78	Alu
			R		04-0232		Ø 15,87	Alu
1.85 Eng. PE104S (68kW)	72-76-76-81		R		04-0233		Ø 17,78	Alu
			R		04-0232		Ø 15,87	Alu

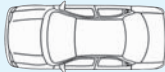


























		Spare Parts	F/R	L/R	METELLI ref.		DIMENSIONS mm.	NOTE
2.0 Sprint (95kW)	73-81		R		04-0232		Ø 15,87	Alu
<b>EA Range 1/68-1/82</b>								
345	68-82		F	L	04-0242		Ø 22,20	
	68-82		F	R	04-0241		Ø 22,20	
350	68-82		F	L	04-0242		Ø 22,20	
	68-82		F	R	04-0241		Ø 22,20	
<b>GT6 Mk I 1/66-12/68</b>								
2.0 (70kW)			R		04-0131		Ø 15,87	Ch KC7279-, Alu
	66-		R		04-0038		Ø 19,05	Ch -KC7278, Alu
<b>GT6 Mk II 12/68-12/70</b>								
2.0 Eng. HB1/ KE1 (69-77kW)	68-70		R		04-0037		Ø 17,78	Alu
<b>Herald 1/61-12/71</b>								
0.95	67-71		F	L	04-0034		Ø 19,05	
	67-71		F	R	04-0036		Ø 19,05	
	67-71		R		04-0131		Ø 15,87	Alu
1.1, SW, Cabrio Eng. AJM (29-35kW)	61-69		R		04-0038		Ø 19,05	Alu
1.26, SW, Cabrio (46kW)	-71		F	L	04-0034		Ø 19,05	Ch GA15031-
	-71		F	R	04-0036		Ø 19,05	Ch GA15031-
	67-		R		04-0131		Ø 15,87	Alu
	-71		R		04-0038		Ø 19,05	Ch GA15031-, Alu
1.3 Eng. FM2/ 3 (46-56kW)	67-71		R		04-0038		Ø 19,05	Alu
<b>Ital Van 1/82-3/84</b>								
440L	82-84		R		04-0131		Ø 15,87	Alu
575L	82-84		R		04-0307		Ø 15,87	Alu
<b>Ital, SW 7/80-3/84</b>								
1.3 Eng. A1.3 (44-56kW)	80-84		R		04-0037		Ø 17,78	Alu
1.7 Eng. P (58-64kW)	80-84		R		04-0131		Ø 15,87	Alu, Saloon
	80-84		R		04-0037		Ø 17,78	Alu, Estate
2.0 (67kW)	80-84		R		04-0131		Ø 15,87	Alu, Saloon
	80-84		R		04-0037		Ø 17,78	Alu, Estate
<b>Maestro I (XC) 3/83-1/91</b>								
1.3 Eng. 12H/ 12HC32/ 12H999AA (45-46kW)	83-85		R		04-0115	Luc	Ø 20,64	
	83-85				05-0120	Luc	Ø 20,64	
1.3 LS Eng. 12H (49kW)	83-90		R	L	04-0187	Luc	Ø 15,87	Exc. Van
	83-90		R	R	04-0188	Luc	Ø 15,87	Exc. Van
	83-90				05-0120	Luc	Ø 20,64	Exc. Van
1.6 Eng. 16H956AK (59kW)	83-84		R		04-0115	Luc	Ø 20,64	
	83-84				05-0120	Luc	Ø 20,64	
1.6 Mayfair HLS Eng. 16HC37 (61kW)	83-90		R		04-0115	Luc	Ø 20,64	
	83-90				05-0120	Luc	Ø 20,64	
1.6 MG Eng. 16HA03AL (72kW)	83-85		R	L	04-0187	Luc	Ø 15,87	Exc. Van
	83-85		R	R	04-0188	Luc	Ø 15,87	Exc. Van
	83-85				05-0120	Luc	Ø 20,64	Exc. Van
1.6 MG Eng. 16HA35AL (73kW)	83-90		R	L	04-0187	Luc	Ø 15,87	Exc. Van
	83-90		R	R	04-0188	Luc	Ø 15,87	Exc. Van
	83-90				05-0120	Luc	Ø 20,64	Exc. Van
2.0 D Eng. MDi (44kW)	84-90		R		04-0115	Luc	Ø 20,64	
	84-90				05-0120	Luc	Ø 20,64	
2.0 EFi Eng. 20HA50AA/ 20HC51AA/ 20HC81 (83kW)	84-90		R	L	04-0187	Luc	Ø 15,87	
	84-90		R	R	04-0188	Luc	Ø 15,87	
	84-90				05-0120	Luc	Ø 20,64	
2.0 T. Eng. 20H (112kW)	88-90		R	L	04-0187	Luc	Ø 15,87	
	88-90		R	R	04-0188	Luc	Ø 15,87	
	88-90				05-0120	Luc	Ø 20,64	
<b>Maestro II 9/90-1/95</b>								
1.3 Eng. 12HE (49-51kW)	90-95		R	L	04-0187	Luc	Ø 15,87	Exc. Van
	90-95		R	R	04-0188	Luc	Ø 15,87	Exc. Van
	90-95				05-0120	Luc	Ø 20,64	Exc. Van
1.6 Eng. 16HE (63kW)	90-95		R	L	04-0187	Luc	Ø 15,87	Exc. Van
	90-95		R	R	04-0188	Luc	Ø 15,87	Exc. Van
	90-95				05-0120	Luc	Ø 20,64	Exc. Van
2.0 D Eng. MDi (44kW)	90-92		R	L	04-0187	Luc	Ø 15,87	Exc. Van
	90-92		R	R	04-0188	Luc	Ø 15,87	Exc. Van
	90-92				05-0120	Luc	Ø 20,64	Exc. Van

		Spare Parts	F/R	L/R	METELLI ref.		DIMENSIONS mm.	NOTE
2.0 TD Eng. MDi (60kW)	90-95		R	L	04-0187	Luc	Ø 15,87	Exc. Van
	90-95		R	R	04-0188	Luc	Ø 15,87	Exc. Van
	90-95				05-0120	Luc	Ø 20,64	Exc. Van
<b>Marina I 4/71-9/75</b>								
1.3, Coupé (42-44kW)	71-		F	L	04-0034		Ø 19,05	Ch -172478, Front Drum Brake
	-75		F	L	04-0154		Ø 22,20	Ch 302538-, Front Drum Brake, Exc. 10 CWT Van
	71-		F	R	04-0036		Ø 19,05	Ch -172478, Front Drum Brake
	-75		F	R	04-0153		Ø 22,20	Ch 302538-, Front Drum Brake, Exc. 10 CWT Van
			R		04-0131		Ø 15,87	Ch -172478, Alu, Front Disc Brake, Incl. Belgium
	71-		R		04-0037		Ø 17,78	Ch -172478, Alu, Front Drum Brake
	71-72		R		04-0232		Ø 15,87	Alu, Front Disc Brake, Incl. Sweden
	-75		R		04-0038		Ø 19,05	Ch 172479-, Alu, Front Drum Brake, Incl. 10 CWT Van
1.8, SW, Coupé Eng. 18V (53-57-59-68kW)	71-72		R		04-0232		Ø 15,87	Alu
	72-		R		04-0131		Ø 15,87	Ch -172478, Alu
	-75		R		04-0037		Ø 17,78	Ch 172478-, Alu
<b>Marina II 3/75-10/78</b>								
1.1 (34kW)	75-		F	L	04-0034		Ø 19,05	Ch -172478, Front Drum Brake
	-78		F	L	04-0154		Ø 22,20	Ch 302538-, Front Drum Brake, Exc. 10 CWT Van
	75-		F	R	04-0036		Ø 19,05	Ch -172478, Front Drum Brake
	-78		F	R	04-0153		Ø 22,20	Ch 302538-, Front Drum Brake, Exc. 10 CWT Van
			R		04-0131		Ø 15,87	Ch -172478, Alu, Front Disc Brake, Incl. Belgium
	75-		R		04-0037		Ø 17,78	Ch -172478, Alu, Front Drum Brake
	75-78		R		04-0232		Ø 15,87	Alu, Front Disc Brake, Incl. Sweden
	75-78		R		04-0037		Ø 17,78	Alu, Front Disc Brake
	-78		R		04-0038		Ø 19,05	Ch 172479-, Alu, Front Drum Brake, Incl. 10 CWT Van
1.75 Eng. 17H (53-58-66-67kW)	75-78		R		04-0131		Ø 15,87	Alu, Saloon, Coupé
	75-78		R		04-0037		Ø 17,78	Alu, Estate
<b>Marina III 9/78-10/80</b>								
1.1 (34kW)	78-		F	L	04-0034		Ø 19,05	Ch -172478, Front Drum Brake
	-80		F	L	04-0154		Ø 22,20	Ch 302538-, Front Drum Brake, Exc. 10 CWT Van
	78-		F	R	04-0036		Ø 19,05	Ch -172478, Front Drum Brake
	-80		F	R	04-0153		Ø 22,20	Ch 302538-, Front Drum Brake, Exc. 10 CWT Van
			R		04-0131		Ø 15,87	Ch -172478, Alu, Front Disc Brake, Incl. Belgium
	78-		R		04-0037		Ø 17,78	Ch -172478, Alu, Front Drum Brake
	78-80		R		04-0232		Ø 15,87	Alu, Front Disc Brake, Incl. Sweden
	-80		R		04-0038		Ø 19,05	Ch 172479-, Alu, Front Drum Brake, Incl. 10 CWT Van
1.3, SW Eng. 12V (42-43kW)	78-		F	L	04-0034		Ø 19,05	Ch -172478, Front Drum Brake
	-80		F	L	04-0154		Ø 22,20	Ch 302538-, Front Drum Brake, Exc. 10 CWT Van
	78-		F	R	04-0036		Ø 19,05	Ch -172478, Front Drum Brake
	-80		F	R	04-0153		Ø 22,20	Ch 302538-, Front Drum Brake, Exc. 10 CWT Van
			R		04-0131		Ø 15,87	Ch -172478, Alu, Front Disc Brake, Incl. Belgium
	78-		R		04-0037		Ø 17,78	Ch -172478, Alu, Front Drum Brake
	78-80		R		04-0232		Ø 15,87	Alu, Front Disc Brake, Incl. Sweden
	78-80		R		04-0037		Ø 17,78	Alu, Front Disc Brake
-80		R		04-0038		Ø 19,05	Ch 172479-, Alu, Front Drum Brake, Incl. 10 CWT Van	
1.7, SW Eng. P (58-64kW)	78-80		R		04-0131		Ø 15,87	Alu, Saloon, Coupé
	78-80		R		04-0037		Ø 17,78	Alu, Estate
Pick-up 575	78-80		R		04-0307		Ø 15,87	Alu, Front Disc Brake
<b>Maxi I 4/69-10/80</b>								
1.5 Eng. 14H (50-56kW)	69-78		R		04-0037		Ø 17,78	Alu
	78-80		R		04-0306		Ø 14,29	Alu
1.75 Eng. 17H (53-58-66-67kW)	11/78-80		R		04-0306		Ø 14,29	Alu
	69-10/78		R		04-0037		Ø 17,78	Alu
	72-10/78		R		04-0037		Ø 17,78	Alu
<b>Maxi II 10/80-12/82</b>								
1.75 Eng. 17H (53-58-66-67kW)	80-82		R		04-0306		Ø 14,29	Alu

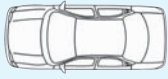



				Spare Parts	F/R	L/R	METELLI ref.		DIMENSIONS mm.	NOTE
<b>Metro MG 10/80-9/90</b>										
1.0 Eng. 99H (31-33-41kW)	80-90			R			04-0189	Ap	Ø 17,46	
	80-90			R			04-0198	Luc	Ø 17,46	
	80-83						05-0123	Ap	Ø 17,78	
	80-83						05-0122	Luc	Ø 17,78	
	84-90						05-0262	Ap	Ø 20,64	
1.0 Eng. 99HA65P (35kW)	80-90			R			04-0189	Ap	Ø 17,46	
	80-90			R			04-0198	Luc	Ø 17,46	
	80-83						05-0123	Ap	Ø 17,78	
	80-83						05-0122	Luc	Ø 17,78	
	84-90						05-0262	Ap	Ø 20,64	
1.0 Eng. A1.0 (30-31-41kW)	80-90			R			04-0189	Ap	Ø 17,46	
	80-90			R			04-0198	Luc	Ø 17,46	
	80-83						05-0123	Ap	Ø 17,78	
	80-83						05-0122	Luc	Ø 17,78	
	84-90						05-0262	Ap	Ø 20,64	
1.3 Eng. 12H996AA (52kW)	80-85			R			04-0189	Ap	Ø 17,46	
	80-85			R			04-0198	Luc	Ø 17,46	
	80-85						05-0262	Ap	Ø 20,64	
1.3 Eng. 12HC21AA (44kW)	85-90			R			04-0189	Ap	Ø 17,46	
	85-90			R			04-0198	Luc	Ø 17,46	
	85-90						05-0262	Ap	Ø 20,64	
1.3 T. Eng. 12HA85AA (66-69kW)	82-90			R			04-0189	Ap	Ø 17,46	
	82-90			R			04-0198	Luc	Ø 17,46	
	82-90						05-0262	Ap	Ø 20,64	
<b>Metro Van 10/80-9/90</b>										
1.0 (30kW)	80-90			R			04-0189	Ap	Ø 17,46	
	80-90			R			04-0198	Luc	Ø 17,46	
	80-83						05-0123	Ap	Ø 17,78	
	80-83						05-0122	Luc	Ø 17,78	
	84-90						05-0262	Ap	Ø 20,64	
1.0 Eng. 99H (33kW)	80-90			R			04-0189	Ap	Ø 17,46	
	80-90			R			04-0198	Luc	Ø 17,46	
	80-83						05-0123	Ap	Ø 17,78	
	80-83						05-0122	Luc	Ø 17,78	
	84-90						05-0262	Ap	Ø 20,64	
1.0 Eng. 99HA65P (35kW)	80-90			R			04-0189	Ap	Ø 17,46	
	80-90			R			04-0198	Luc	Ø 17,46	
	80-83						05-0123	Ap	Ø 17,78	
	80-83						05-0122	Luc	Ø 17,78	
	84-90						05-0262	Ap	Ø 20,64	
1.3 Eng. 12H996AA (52kW)	82-90			R			04-0189	Ap	Ø 17,46	
	82-90			R			04-0198	Luc	Ø 17,46	
	82-90						05-0262	Ap	Ø 20,64	
1.3 Eng. 12HC21AA (44kW)	85-90			R			04-0189	Ap	Ø 17,46	
	85-90			R			04-0198	Luc	Ø 17,46	
	85-90						05-0262	Ap	Ø 20,64	
1.3 T. Eng. 12HA85AA (66-69kW)	81-			R			04-0198	Luc	Ø 17,46	
	81-90			R			04-0189	Ap	Ø 17,46	
	81-90						05-0262	Ap	Ø 20,64	
<b>MG 1/72-12/81</b>										
1.3	72-81			R			04-0067	Ap	Ø 20,32	
<b>MGB GT 1/66-11/80</b>										
1.8, Cabrio Eng. 18V/ G/ GA/ GB/ GD/ GF/ GG (57-68-70kW)	66-80			R			04-0067		Ø 20,32	Roadster, Tourer, GT V8
<b>MGR V8 9/92-12/95</b>										
3.9 Eng. V8 (140kW)	92-95			R			04-0167		Ø 20,32	
<b>Midget 1/64-12/79</b>										
1.1 Eng. 10H (33-36-40-41kW)	64-66			R			04-0029		Ø 19,05	
1.3 Eng. A1275 (39-45-48-51kW)	67-74			R			04-0029		Ø 19,05	
1.5 Eng. GFM11 (49-53kW)	74-79			R			04-0135		Ø 17,46	
<b>Mini Mk I 1/67-</b>										
0.8 Eng. BMC SerieA (25-30kW)	-74			F	L		04-0035	Ap	Ø 20,32	Ch 359771-1055566
				F	L		04-0028		Ø 23,81	Ch 1055567-

		Spare Parts	F/R	L/R	METELLI ref.		DIMENSIONS mm.	NOTE
0.8 Eng. BMC Serie A (25-30kW)	-74		F	R	04-0039	Ap	Ø 20,32	Ch 359771-1055566
			F	R	04-0027		Ø 23,81	Ch 1055567-
	-74		R		04-0043	Ap	Ø 15,87	Ch 359771-1055566
			R		04-0029	Ap	Ø 19,05	Ch 1055567-
1.0, Mayfair Sport Eng. 99HD81 (30kW)		F	L	04-0028		Ø 23,81	Ch 1055567-	
		F	L	04-0035	Ap	Ø 20,32	Ch -1055566	
		F	R	04-0027		Ø 23,81	Ch 1055567-	
		F	R	04-0039	Ap	Ø 20,32	Ch -1055566	
		R		04-0043	Ap	Ø 15,87	Ch -1055566	
		R		04-0029	Ap	Ø 19,05	Ch 1055567-	
1.1 Special Eng. 10H (33-36-40-41kW)		F	L	04-0028		Ø 23,81	Ch 1055567-	
		F	L	04-0035	Ap	Ø 20,32	Ch -1055566	
		F	R	04-0027		Ø 23,81	Ch 1055567-	
		F	R	04-0039	Ap	Ø 20,32	Ch -1055566	
		R		04-0043	Ap	Ø 15,87	Ch -1055566	
		R		04-0029	Ap	Ø 19,05	Ch 1055567-	
1.25 GT (39kW)	69-		R		04-0043		Ø 15,87	Ch -S20D19415A
	-80		R		04-0029		Ø 19,05	Ch S20D19416A-
	-80				05-0121		Ø 19,05/17,78	Ch S20D19416A-, (<->)
1.3 Eng. 12A2A (44kW)	67-91		F	L	04-0028		Ø 23,81	Ch 1055567-
			F	L	04-0035	Ap	Ø 20,32	Ch -1055566
			F	R	04-0027		Ø 23,81	Ch 1055567-
			F	R	04-0039	Ap	Ø 20,32	Ch -1055566
			R		04-0043	Ap	Ø 15,87	Ch -1055566
			R		04-0029	Ap	Ø 19,05	Ch 1055567-
1.3 Eng. 12A2A (45kW)		F	L	04-0028		Ø 23,81	Ch 1055567-	
		F	L	04-0035	Ap	Ø 20,32	Ch -1055566	
		F	R	04-0027		Ø 23,81	Ch 1055567-	
		F	R	04-0039	Ap	Ø 20,32	Ch -1055566	
		R		04-0043	Ap	Ø 15,87	Ch -1055566	
		R		04-0029	Ap	Ø 19,05	Ch 1055567-	
1.3 Eng. 12A2B (37kW)		F	L	04-0028		Ø 23,81	Ch 1055567-	
		F	L	04-0035	Ap	Ø 20,32	Ch -1055566	
		F	R	04-0027		Ø 23,81	Ch 1055567-	
		F	R	04-0039	Ap	Ø 20,32	Ch -1055566	
		R		04-0043	Ap	Ø 15,87	Ch -1055566	
		R		04-0029	Ap	Ø 19,05	Ch 1055567-	
1.3 T. Eng. A1.3 (56-58-68kW)		F	L	04-0028		Ø 23,81	Ch 1055567-	
		F	L	04-0035	Ap	Ø 20,32	Ch -1055566	
		F	R	04-0027		Ø 23,81	Ch 1055567-	
		F	R	04-0039	Ap	Ø 20,32	Ch -1055566	
		R		04-0043	Ap	Ø 15,87	Ch -1055566	
		R		04-0029	Ap	Ø 19,05	Ch 1055567-	
<b>Mini Mk I Cooper 1/67-12/91</b>								
0.8 Cooper S Eng. BMC Serie A (25kW)	67-79		R		04-0043		Ø 15,87	
1.0 Cooper Eng. 99H (29kW)	67-69		R		04-0043		Ø 15,87	Ch 382832-
			R		04-0029		Ø 19,05	
1.3 Cooper S Eng. 12A2A (44kW)	67-69		R		04-0029		Ø 19,05	
	69-91		R		04-0043		Ø 15,87	
<b>Mini Mk I Van, Pick-Up 1/67-6/93</b>								
0.8 Eng. BMC Serie A (25kW)	69-79		F	L	04-0028	Ap	Ø 23,81	
	69-79		F	R	04-0027	Ap	Ø 23,81	
	69-79		R		04-0029	Ap	Ø 19,05	
	-79		R		04-0077	Ap	Ø 14,29	Ch 2157A-
	10/78-79					05-0121	Ap	Ø 19,05/17,78
1.0 (26kW)	69-84		F	L	04-0028	Ap	Ø 23,81	
	69-84		F	R	04-0027	Ap	Ø 23,81	
	69-84		R		04-0029	Ap	Ø 19,05	
	-9/78		R		04-0077	Ap	Ø 14,29	Ch 2157A-
	67-84					05-0121	Ap	Ø 19,05/17,78
1.0 Mayfair Eng. 99H997P/ 99HA53P/ 99HC20P (31kW)	82-84		F	L	04-0028	Ap	Ø 23,81	
	82-84		F	R	04-0027	Ap	Ø 23,81	
			R		04-0077	Ap	Ø 14,29	Ch 2157A-






























		Spare Parts	F/R	L/R	METELLI ref.		DIMENSIONS mm.	NOTE
1.0 Mayfair Eng. 99H997P/ 99HA53P/ 99HC20P (31kW)	69-92		R		<b>04-0029</b>	Ap	Ø 19,05	
	82-88				<b>05-0121</b>	Ap	Ø 19,05/17,78	(<->)
1.0, Mayfair Sport Eng. 99HD81 (30kW)	88-93		R		<b>04-0029</b>	Ap	Ø 19,05	
1.1 Special Eng. 10H (33-36-40-41kW)	76-81		R		<b>04-0067</b>		Ø 20,32	
<b>Montego (XE), SW 4/84-10/95</b>								
1.3 Eng. 12H (39-45-50-51kW)	84-88		R	L	<b>04-0201</b>	Luc	Ø 17,78	Exc. SW
	84-88		R	L	<b>04-0304</b>	Luc	Ø 19,05	SW
	84-88		R	R	<b>04-0202</b>	Luc	Ø 17,78	Exc. SW
	84-88		R	R	<b>04-0305</b>	Luc	Ø 19,05	SW
	84-88				<b>05-0120</b>	Luc	Ø 20,64	
1.6 LS,HL Eng. 16HC37 (61kW)	84-88		R	L	<b>04-0201</b>	Luc	Ø 17,78	Exc. SW
	84-88		R	L	<b>04-0304</b>	Luc	Ø 19,05	SW
	84-88		R	R	<b>04-0202</b>	Luc	Ø 17,78	Exc. SW
	84-88		R	R	<b>04-0305</b>	Luc	Ø 19,05	SW
	84-88				<b>05-0120</b>	Luc	Ø 20,64	
2.0 Eng. 20H/ HSC (74kW)	84-91		R	L	<b>04-0201</b>	Luc	Ø 17,78	Exc. SW
	84-91		R	L	<b>04-0304</b>	Luc	Ø 19,05	SW
	84-91		R	R	<b>04-0202</b>	Luc	Ø 17,78	Exc. SW
	84-91		R	R	<b>04-0305</b>	Luc	Ø 19,05	SW
	84-91				<b>05-0120</b>	Luc	Ø 20,64	
2.0 TD Eng. BB (60kW)	88-95		R	L	<b>04-0201</b>	Luc	Ø 17,78	Exc. SW
	88-95		R	L	<b>04-0304</b>	Luc	Ø 19,05	SW
	88-95		R	R	<b>04-0202</b>	Luc	Ø 17,78	Exc. SW
	88-95		R	R	<b>04-0305</b>	Luc	Ø 19,05	SW
	88-95				<b>05-0120</b>	Luc	Ø 20,64	
2.0, GTI, LXI, HLi Eng. 20H/ HSC (74-83kW)	84-91		R	L	<b>04-0304</b>	Luc	Ø 19,05	
	84-91		R	R	<b>04-0305</b>	Luc	Ø 19,05	
	84-88				<b>05-0120</b>	Luc	Ø 20,64	
<b>Princess I 4/76-9/78</b>								
1.8 Eng. 18H/ V (57-60-70kW)	76-78		R		<b>04-0240</b>	Ap	Ø 14,28	
2.2 Eng. 22H (81kW)	76-78		R		<b>04-0240</b>	Ap	Ø 14,28	
<b>Princess II 10/78-10/82</b>								
1.7 Eng. P (54-65kW)	78-82		R		<b>04-0240</b>	Ap	Ø 14,28	
2.0 Eng. 20H/ R (69kW)	78-82		R		<b>04-0240</b>	Ap	Ø 14,28	
2.2 Eng. E2.2 (82kW)	78-82		R		<b>04-0240</b>	Ap	Ø 14,28	
<b>Sherpa 1/74-1/89</b>								
185 Eng. 18V (57-70kW)	74-78		F	L	<b>04-0239</b>		Ø 23,81	Front Drum Brake, Only 185-220
	74-80		F	L	<b>04-0222</b>		Ø 22,20	Front Drum Brake, Only 215-240-250
	74-78		F	R	<b>04-0238</b>		Ø 23,81	Front Drum Brake, Only 185-220
	74-80		F	R	<b>04-0221</b>		Ø 22,20	Front Drum Brake, Only 215-240-250
	74-80		R		<b>04-0237</b>		Ø 19,05	Front Drum Brake, Only 185-220-215-240-250
	80-85		R		<b>04-0166</b>		Ø 20,32	Front Disc Brake
	85-89		R		<b>04-0167</b>		Ø 20,32	
200 Eng. 20H/ R (69-77kW)	74-78		F	L	<b>04-0239</b>		Ø 23,81	Front Drum Brake, Only 185-220
	74-80		F	L	<b>04-0222</b>		Ø 22,20	Front Drum Brake, Only 215-240-250
	74-78		F	R	<b>04-0238</b>		Ø 23,81	Front Drum Brake, Only 185-220
	74-80		F	R	<b>04-0221</b>		Ø 22,20	Front Drum Brake, Only 215-240-250
	74-80		R		<b>04-0237</b>		Ø 19,05	Front Drum Brake, Only 185-220-215-240-250
	80-85		R		<b>04-0166</b>		Ø 20,32	Front Disc Brake
	85-89		R		<b>04-0167</b>		Ø 20,32	
200 Eng. P (64kW)	74-78		F	L	<b>04-0239</b>		Ø 23,81	Front Drum Brake, Only 185-220
	74-80		F	L	<b>04-0222</b>		Ø 22,20	Front Drum Brake, Only 215-240-250
	74-78		F	R	<b>04-0238</b>		Ø 23,81	Front Drum Brake, Only 185-220
	74-80		F	R	<b>04-0221</b>		Ø 22,20	Front Drum Brake, Only 215-240-250
	74-80		R		<b>04-0237</b>		Ø 19,05	Front Drum Brake, Only 185-220-215-240-250
	80-85		R		<b>04-0166</b>		Ø 20,32	Front Disc Brake
	85-89		R		<b>04-0167</b>		Ø 20,32	
220 Eng. 18V (57-70kW)	74-78		F	L	<b>04-0239</b>		Ø 23,81	Front Drum Brake, Only 185-220
	74-80		F	L	<b>04-0222</b>		Ø 22,20	Front Drum Brake, Only 215-240-250
	74-78		F	R	<b>04-0238</b>		Ø 23,81	Front Drum Brake, Only 185-220
	74-80		F	R	<b>04-0221</b>		Ø 22,20	Front Drum Brake, Only 215-240-250
	74-80		R		<b>04-0237</b>		Ø 19,05	Front Drum Brake, Only 185-220-215-240-250
	80-85		R		<b>04-0166</b>		Ø 20,32	Front Disc Brake
	85-89		R		<b>04-0167</b>		Ø 20,32	

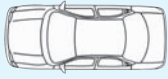













































			Spare Parts	F/R	L/R	METELLI ref.		DIMENSIONS mm.	NOTE
230 Eng. 20H/ R (69-77kW)	74-78			F	L	04-0239		Ø 23,81	Front Drum Brake, Only 185-220
	74-80			F	L	04-0222		Ø 22,20	Front Drum Brake, Only 215-240-250
	74-78			F	R	04-0238		Ø 23,81	Front Drum Brake, Only 185-220
	74-80			F	R	04-0221		Ø 22,20	Front Drum Brake, Only 215-240-250
	74-80			R		04-0237		Ø 19,05	Front Drum Brake, Only 185-220-215-240-250
	80-85			R		04-0166		Ø 20,32	Front Disc Brake
	85-89			R		04-0167		Ø 20,32	
230 Eng. P (64kW)	74-78			F	L	04-0239		Ø 23,81	Front Drum Brake, Only 185-220
	74-80			F	L	04-0222		Ø 22,20	Front Drum Brake, Only 215-240-250
	74-78			F	R	04-0238		Ø 23,81	Front Drum Brake, Only 185-220
	74-80			F	R	04-0221		Ø 22,20	Front Drum Brake, Only 215-240-250
	74-80			R		04-0237		Ø 19,05	Front Drum Brake, Only 185-220-215-240-250
	80-85			R		04-0166		Ø 20,32	Front Disc Brake
	85-89			R		04-0167		Ø 20,32	
240 Eng. 18V (57-70kW)	74-78			F	L	04-0239		Ø 23,81	Front Drum Brake, Only 185-220
	74-80			F	L	04-0222		Ø 22,20	Front Drum Brake, Only 215-240-250
	74-78			F	R	04-0238		Ø 23,81	Front Drum Brake, Only 185-220
	74-80			F	R	04-0221		Ø 22,20	Front Drum Brake, Only 215-240-250
	74-80			R		04-0237		Ø 19,05	Front Drum Brake, Only 185-220-215-240-250
	80-85			R		04-0166		Ø 20,32	Front Disc Brake
	85-89			R		04-0167		Ø 20,32	
255 Eng. 20H/ R (69-77kW)	74-78			F	L	04-0239		Ø 23,81	Front Drum Brake, Only 185-220
	74-80			F	L	04-0222		Ø 22,20	Front Drum Brake, Only 215-240-250
	74-78			F	R	04-0238		Ø 23,81	Front Drum Brake, Only 185-220
	74-80			F	R	04-0221		Ø 22,20	Front Drum Brake, Only 215-240-250
	74-80			R		04-0237		Ø 19,05	Front Drum Brake, Only 185-220-215-240-250
	80-85			R		04-0166		Ø 20,32	Front Disc Brake
	85-89			R		04-0167		Ø 20,32	
255 Eng. P (64kW)	74-78			F	L	04-0239		Ø 23,81	Front Drum Brake, Only 185-220
	74-80			F	L	04-0222		Ø 22,20	Front Drum Brake, Only 215-240-250
	74-78			F	R	04-0238		Ø 23,81	Front Drum Brake, Only 185-220
	74-80			F	R	04-0221		Ø 22,20	Front Drum Brake, Only 215-240-250
	74-80			R		04-0237		Ø 19,05	Front Drum Brake, Only 185-220-215-240-250
	80-85			R		04-0166		Ø 20,32	Front Disc Brake
	85-89			R		04-0167		Ø 20,32	
280 Eng. 20H/ R (69-77kW)	82-89			R		04-0247		Ø 17,46	Exc. V8
285	82-89			R		04-0247		Ø 17,46	Exc. V8
285 Eng. 20H/ R (69-77kW)	82-89			R		04-0247		Ø 17,46	Exc. V8
310	82-89			R		04-0247		Ø 17,46	Exc. V8
310 Eng. 20H/ R (69-77kW)	82-89			R		04-0247		Ø 17,46	Exc. V8
350	82-89			R		04-0247		Ø 17,46	Exc. V8
350 Eng. 20H/ R (69-77kW)	82-89			R		04-0247		Ø 17,46	Exc. V8
<b>Sprite Mk II 1/62-12/70</b>									
1.1 Eng. 10H (33-36-40-41kW)	62-66			R		04-0029		Ø 19,05	
1.3	66-70			R		04-0029		Ø 19,05	
<b>Stag 1/70-12/77</b>									
3.0 Eng. 3.0 OHC (107kW)	70-77			R		04-0309		Ø 20,33	
<b>Toledo 10/70-12/77</b>									
1.3 Eng. FM2/ 3/ FM8 (43-46-56kW)	70-72			R		04-0038		Ø 19,05	Alu, Front Drum Brake
	73-77			R		04-0037		Ø 17,78	Alu, Front Disc Brake
<b>TR 4a 12/65-12/67</b>									
2.2 (76kW)	65-67			R		04-0337		Ø 17,78	Alu
<b>TR 5 (250) 1/67-12/68</b>									
2.5 Eng. CR1/ MD9 (70-76-90-110-123kW)	67-68			R		04-0337		Ø 17,78	Alu
2.5 PI (105kW)	67-68			R		04-0337		Ø 17,78	Alu
<b>TR 6 1/69-12/76</b>									
2.5 Eng. CR1/ MD9 (70-76-90-110-123kW)	69-76			R		04-0337		Ø 17,78	Alu
<b>TR 7 1/75-12/81</b>									
2.0, Coupé Eng. PE124 (78-94kW)	79-81			R		04-0308		Ø 17,46	
<b>Vitesse 1/62-12/75</b>									
1.3	65-71			R		04-0037		Ø 17,78	Alu
1.6, Cabrio (51kW)	62-66			R		04-0037		Ø 17,78	Alu
2.0, Cabrio (77kW)	68-71			R		04-0038		Ø 19,05	Alu

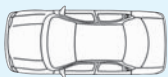







































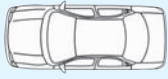





























		Spare Parts	F/R	L/R	METELLI ref.		DIMENSIONS mm.	NOTE
2.0, Cabrio Eng. HB1/ KE1 (69-70kW)	67-75		R		04-0038		Ø 19,05	Alu

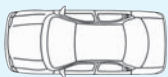
































## SAAB

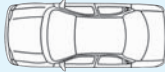
























<b>90 8/84-8/87</b>									
2.0 Eng. B20I (74kW)	10/84-87				05-0045		Ø 20,64		
<b>900 I, SW Coupé 9/78-6/94</b>									
2.0 c Eng. B20/ B201/ BI20/ BS120 BT20 (74-79-80-85-87-93-107kW)	78-84				05-0046		Ø 22,20		
2.0 c Eng. B20/ B201XC (74kW)	79-85				05-0046		Ø 22,20		
2.0 EMS (Exc. SW) Eng. B20/ B201/ BI20/ BS120 BT20 (74-79-80-85-87-93-107kW)	79-80				05-0046		Ø 22,20		
2.0 i Eng. B201XI (85kW)	80-85				05-0046		Ø 22,20		
2.0 T. Eng. B20/ B201/ BI20/ BS120 BT20 (74-79-80-85-87-93-107kW)	78-85				05-0046		Ø 22,20		
2.0-16 Eng. B202X/ I (92-118-129kW)	86-88				05-0046		Ø 22,20		
<b>9-3 I (YS3D), Cabrio 2/98-9/02</b>									
2.0 T. Eng. B204E (110-113kW)	98-02				05-0559		Ø 23,81	Alu, Design Edi	
2.0 T. Eng. B204L (136kW)	01-02				05-0559	Ate	Ø 23,81	Alu	
2.0 T. Eng. B205L/ R (113-151kW)	01-				05-0559	Ate	Ø 23,81	Alu	
2.0-16 Eng. B204I (96kW)	01-02				05-0559	Ate	Ø 23,81	Alu	
2.2 TiD (Exc. Cabrio) Eng. D223L (92kW)	01-				05-0559	Ate	Ø 23,81	Alu	
2.2 TiD (Exc. Cabrio) Eng. X22DTH (85kW)	01-				05-0559	Ate	Ø 23,81	Alu	
2.3 i Eng. B234I (108-110kW)	01-02				05-0559	Ate	Ø 23,81	Alu	
<b>9-3 II (YS3F), SW 9/02-</b>									
1.8 i Eng. Z18XE (90kW)	04-				05-0439	Trw	Ø 25,40	Alu, +ESP, LHD	
	04-				05-0438	Trw	Ø 25,40	Alu, -ESP, LHD	
	1/04-				55-0072		Ø 15,87		
1.8 T., Cabrio Eng. B207E (110kW)	02-				05-0439	Trw	Ø 25,40	Alu, +ESP, LHD	
	02-				05-0438	Trw	Ø 25,40	Alu, -ESP, LHD	
	9/02-				55-0072		Ø 15,87		
1.9 TiD Eng. Z19DT (88kW)	04-				05-0439	Trw	Ø 25,40	Alu, +ESP, LHD	
	9/04-				55-0072		Ø 15,87		
1.9 TiD, Cabrio Eng. Z19DTH (110kW)	04-				05-0439	Trw	Ø 25,40	Alu, +ESP, LHD	
	04-			05-0438	Trw	Ø 25,40	Alu, -ESP, LHD		
	9/04-			55-0072		Ø 15,87			
2.0 T., Cabrio Eng. B207L (129kW)	02-				05-0439	Trw	Ø 25,40	Alu, +ESP, LHD	
	02-				05-0438	Trw	Ø 25,40	Alu, -ESP, LHD	
	9/02-				55-0072		Ø 15,87		
2.0 T., Cabrio Eng. B207R (154kW)	02-				05-0439	Trw	Ø 25,40	Alu, +ESP, LHD	
	02-				05-0438	Trw	Ø 25,40	Alu, -ESP, LHD	
	9/02-				55-0072		Ø 15,87		
2.2 TiD Eng. D223L (85-88-92kW)	02-				05-0439	Trw	Ø 25,40	Alu, +ESP, LHD	
	02-				05-0438	Trw	Ø 25,40	Alu, -ESP, LHD	
	9/02-				55-0072		Ø 15,87		
2.8 T. V6, Cabrio Eng. B284L (184kW)	3/05-				55-0072		Ø 15,87		
<b>9-5 (YS3E), SW 9/97-</b>									
2.3 T. Eng. B235R (169kW)	99-01				05-0440	Ate	Ø 25,40	Alu, LHD	
<b>95 SW 10/65-12/78</b>									
1.5 V4 Eng. FordV4 (46-48-50kW)	65-66		F	L	04-0035		Ø 20,32		
	65-66			F	R	04-0039		Ø 20,32	
	65-66			R		04-0029		Ø 19,05	
<b>96 10/65-8/80</b>									
1.5 GT Eng. FordV4 (50kW)	65-		R		04-0029		Ø 19,05		
1.5 V4 Eng. FordV4 (46-48-50kW)	65-66		F	L	04-0035		Ø 20,32		
	65-66			F	R	04-0039		Ø 20,32	
				R		04-0043		Ø 15,87	Ch 9580001-
	65-			R		04-0029		Ø 19,05	Ch -9580000
<b>99 4/72-12/84</b>									
2.0 Eng. B20C/ B20I (74-85-87-80-93kW)	10/74-9/80				05-0046		Ø 22,20		
	10/80-84				05-0045		Ø 20,64		
<b>124 1/68-10/80</b>									
1.2, SW Eng. 021A1/ FA (48kW)	78-80		R		04-0009		Ø 22,22		
	78-80				05-0009		Ø 19,05	Base, FL / Exc. 1.4	
	78-80				05-0051		Ø 19,05	Sin Master Vac / Exc. 1.4	
	78-80				09-0001		Ø	Alu	

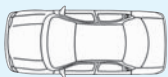



































		Spare Parts	F/R	L/R	METELLI ref.		DIMENSIONS mm.	NOTE
1.2, SW Eng. 124A/ B (44kW)	68-76		R		04-0009		Ø 22,22	
	68-76				05-0009		Ø 19,05	Base, FL / Exc. 1.4
	68-76				05-0051		Ø 19,05	Sin Master Vac / Exc. 1.4
	68-76				09-0001		Ø	Alu
1.43 Eng. 124B2.000 (55kW)	70-76		R		04-0072		Ø 19,05	
	70-76				05-0054		Ø 19,05	
	70-76				05-0055		Ø 19,05	
1.43 Especial (70kW)	70-76		R		04-0072		Ø 19,05	
	70-76				05-0054		Ø 19,05	
	70-76				05-0055		Ø 19,05	
<b>127 (127A) 4/72-12/82</b>								
0.9 Eng. A112A5 (33kW)	78-82		R		04-0072		Ø 19,05	
	78-82				05-0006		Ø 19,05	
	78-82				05-0049		Ø 19,05	
	82-12/82				05-0014		Ø 19,05	
	78-82				09-0001		Ø	Alu
1.0 Eng. 127A.000 (38kW)	78-82		R		04-0072		Ø 19,05	
	78-82				05-0006		Ø 19,05	
	78-82				05-0049		Ø 19,05	
	82-12/82				05-0014		Ø 19,05	
	78-82				09-0001		Ø	Alu
<b>128 1/76-12/80</b>								
1.2 (49kW)	76-80		R		04-0072		Ø 19,05	
	76-77				05-0006		Ø 19,05	
	77-80				05-0020		Ø 19,05	
	76-80				09-0001		Ø	Alu
1.4 (57kW)	76-80		R		04-0072		Ø 19,05	
	76-77				05-0006		Ø 19,05	
	77-80				05-0020		Ø 19,05	
	76-80				09-0001		Ø	Alu
<b>131 10/74-12/86</b>								
1.3 Mirafiori Eng. 131A6.000 (40kW)	74-81		R		04-0084		Ø 22,22	
1.3 Super Mirafiori Eng. 131B.000 (57kW)	78-80		R		04-0084		Ø 22,22	
1.4 Mirafiori Eng. 131C1.000 (51kW)	80-84		R		04-0009		Ø 22,22	
	80-84				05-0014		Ø 19,05	
	80-84				05-0053		Ø 19,05	
	80-84				05-0055		Ø 19,05	
	80-84				09-0002		Ø	Alu
1.6 Eng. 132BBOAO (71kW)	82-83		R		04-0009		Ø 22,22	
	83-85		R		04-0084		Ø 22,22	Supermirafiori, Diplomatic
	82-83				05-0014		Ø 19,05	
	82-83				05-0053		Ø 19,05	
	82-83				09-0002		Ø	Alu
	83-85				09-0007		Ø	Alu, Supermirafiori, Diplomatic
<b>132 5/73-12/82</b>								
1.6 Eng. 132AB (72kW)	73-80		R		04-0009		Ø 22,22	
	73-80				05-0053		Ø 19,05	
	73-80				09-0001		Ø	Alu
1.8 Eng. 132A/ B, C1 (77kW)	73-80		R		04-0009		Ø 22,22	
	73-80				05-0053		Ø 19,05	
	73-80				09-0001		Ø	Alu
<b>133 5/74-11/79</b>								
0.8 Eng. DG/ 100GL6 (25kW)	74-79		F		04-0003		Ø 22,22	
	74-79		R		04-0072		Ø 19,05	
	74-79				05-0005		Ø 19,05	

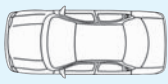
















































				Spare Parts	F/R	L/R	METELLI ref.		DIMENSIONS mm.	NOTE
<b>600 9/63-4/70</b>										
0.8 D Eng. 100D (17kW)	63-70				F		04-0003		Ø 22,22	
	63-70				R		04-0072		Ø 19,05	
	63-70						05-0002		Ø 19,05	
<b>850 1/66-7/75</b>										
0.9 Eng. 100G (25-27kW)	66-75				F		04-0003		Ø 22,22	
	66-75				R		04-0072		Ø 19,05	
	66-75						05-0005		Ø 19,05	
	66-75						05-0049		Ø 19,05	
0.9 Eng. 100GB (35kW)	66-74				F		04-0003		Ø 22,22	
	66-74				R		04-0072		Ø 19,05	
	66-74						05-0005		Ø 19,05	
	66-74						05-0049		Ø 19,05	
<b>Alhambra (7V8, 7V9) 4/96-</b>										
1.8 T. 20v Eng. AJH/ AWC (110kW)	-5/00						05-0398	Ate	Ø 23,81	Ch 7MW507042-, -ABS
	6/00						05-0607	Ate	Ø 25,40	Alu, +ABS, +ESP
	6/00						05-0606	Ate	Ø 25,40	Alu, +ABS, -ESP
	97-						05-0311	Ate	Ø 23,81	Ch -7MW507041, +ABS
	10/97-						55-0079		Ø 19,05	
1.9 TDi Eng. 1Z/ AHU/ ANU (66kW)	2/96-						05-0311	Ate	Ø 23,81	Ch -7MW507041, +ABS
	-5/00						05-0398	Ate	Ø 23,81	Ch 7MW507042-, -ABS
	6/00						05-0607	Ate	Ø 25,40	Alu, +ABS, +ESP
	6/00						05-0606	Ate	Ø 25,40	Alu, +ABS, -ESP
	4/96-						55-0079		Ø 19,05	
1.9 TDi Eng. AFN (81kW)	2/96-						05-0311	Ate	Ø 23,81	Ch -7MW507041, +ABS
	-5/00						05-0398	Ate	Ø 23,81	Ch 7MW507042-, -ABS
	6/00						05-0607	Ate	Ø 25,40	Alu, +ABS, +ESP
	8/96-6/00						55-0079		Ø 19,05	
1.9 TDi Eng. ASZ (96kW)	11/02-						05-0607	Ate	Ø 25,40	Alu, +ABS, +ESP
	11/02-						05-0606	Ate	Ø 25,40	Alu, +ABS, -ESP
	11/02-						55-0079		Ø 19,05	
1.9 TDi Eng. BTB (110kW)	5/05-					55-0079		Ø 19,05		
1.9 TDi, 4motion Eng. AUY (85kW)	6/00-						05-0607	Ate	Ø 25,40	Alu, +ABS, +ESP
	6/00-						05-0606	Ate	Ø 25,40	Alu, +ABS, -ESP
	6/00-						55-0079		Ø 19,05	
2.0 i Eng. ADY/ ATM (85kW)	-5/00						05-0398	Ate	Ø 23,81	Ch 7MW507042-, -ABS
	6/00-						05-0607	Ate	Ø 25,40	Alu, +ABS, +ESP
	6/00-						05-0606	Ate	Ø 25,40	Alu, +ABS, -ESP
	96-						05-0311	Ate	Ø 23,81	Ch -7MW507041, +ABS
	4/96-						55-0079		Ø 19,05	
2.0 TDi Eng. BKD (103kW)	05-						05-0607	Ate	Ø 25,40	Alu, +ABS, +ESP
	05-						05-0606	Ate	Ø 25,40	Alu, +ABS, -ESP
	12/05-						55-0079		Ø 19,05	
2.8 V6 Eng. AYL (150kW)	6/00-						05-0607	Ate	Ø 25,40	Alu, +ABS, +ESP
	6/00-						05-0606	Ate	Ø 25,40	Alu, +ABS, -ESP
	6/00-						55-0079		Ø 19,05	
<b>Altea (5P1) / Altea XL 3/04-</b>										
1.4 16v Eng. BXW (63kW)	07-						54-0052	Fte	Ø 19,05	Pla
	7/07-						55-0076		Ø 15,87	
1.4 TSI Eng. CAX (92kW)	07-						05-0720	Ate	Ø 22,20	Alu, Freetrack, XL
	12/07-						54-0052	Fte	Ø 19,05	Pla
1.6 Eng. BGU/ BSE/ BSF (75kW)	04-						05-0534	Ate	Ø 22,20	Alu
	04-						05-0535	Bosch	Ø 22,20	Alu
	06-						05-0720	Ate	Ø 22,20	Alu, XL
	04-						54-0052	Fte	Ø 19,05	Pla
	3/04-						55-0076		Ø 15,87	
1.8 16v TFSI Eng. BYT/ BZB (118kW)	07-						05-0720	Ate	Ø 22,20	Alu, Freetrack, XL
	07-						54-0052	Fte	Ø 19,05	Pla
	7/07-						55-0076		Ø 15,87	
1.9 TDi Eng. BKC/ BJB/ BLS/ BXE (77kW)	04-						05-0534	Ate	Ø 22,20	Alu
	04-						05-0535	Bosch	Ø 22,20	Alu
	06-						05-0720	Ate	Ø 22,20	Alu, XL
	04-						54-0052	Fte	Ø 19,05	Pla

		Spare Parts	F/R	L/R	METELLI ref.		DIMENSIONS mm.	NOTE
1.9 TDi Eng. BKC/ BJB/ BLS/ BXE (77kW)	4/04-				55-0076		Ø 15,87	
2.0 FSi Eng. BLR/ BLY/ BVY/ BVZ (110kW)	04-				05-0534	Ate	Ø 22,20	Alu
	04-				05-0535	Bosch	Ø 22,20	Alu
	06-				05-0720	Ate	Ø 22,20	Alu, XL
	04-				54-0052	Fte	Ø 19,05	Pla
	5/04-				55-0076		Ø 15,87	
2.0 TDi Eng. AZV (100kW)	04-				05-0534	Ate	Ø 22,20	Alu
	04-				05-0535	Bosch	Ø 22,20	Alu
	3/04-				55-0076		Ø 15,87	
2.0 TDi DPF Eng. BMN (125kW)	06-				05-0720	Ate	Ø 22,20	Alu, Freetrack, XL
	1/05-				55-0076		Ø 15,87	
2.0 TDi,4WD Eng. BKD/ BMM (103kW)	04-				05-0534	Ate	Ø 22,20	Alu
	04-				05-0535	Bosch	Ø 22,20	Alu
	06-				05-0720	Ate	Ø 22,20	Alu, Freetrack, XL
	3/04-				55-0076		Ø 15,87	
2.0 TFSi FR Eng. BWA (147kW)	05-				05-0720	Ate	Ø 22,20	Alu, Freetrack, XL
	1/05-				55-0076		Ø 15,87	
<b>Arosa (6H) 5/97-</b>								
1.0 Eng. AHT (37kW)	97-		R		04-0226		Ø 15,87	
	97-		R		04-0598		Ø 15,87	Alu
	97-				05-0207	Ate	Ø 20,64	-ABS
	97-				05-0277	Ate	Ø 20,64	Alu, -ABS
	97-				05-0403	Ate	Ø 22,20	+ABS, RHD
	97-				05-0492	Ate	Ø 22,20	Alu, +ABS, LHD
1.0 i Eng. AER/ ALD/ ALL/ ANV/ AUC (37kW)	97-		R		04-0226		Ø 15,87	
	97-		R		04-0598		Ø 15,87	Alu
	97-				05-0207	Ate	Ø 20,64	-ABS
	97-				05-0277	Ate	Ø 20,64	Alu, -ABS
	97-				05-0403	Ate	Ø 22,20	+ABS, RHD
	97-				05-0492	Ate	Ø 22,20	Alu, +ABS, LHD
1.4 Eng. AEX/ AKV/ APQ (44kW)	97-		R		04-0226		Ø 15,87	
	97-		R		04-0598		Ø 15,87	Alu
	97-				05-0207	Ate	Ø 20,64	-ABS
	97-				05-0277	Ate	Ø 20,64	Alu, -ABS
	97-				05-0403	Ate	Ø 22,20	+ABS, RHD
	97-				05-0492	Ate	Ø 22,20	Alu, +ABS, LHD
1.4 Eng. AKK/ AUD (44kW)	97-		R		04-0226		Ø 15,87	
	97-		R		04-0598		Ø 15,87	Alu
	97-				05-0207	Ate	Ø 20,64	-ABS
	97-				05-0277	Ate	Ø 20,64	Alu, -ABS
	97-				05-0403	Ate	Ø 22,20	+ABS, RHD
	97-				05-0492	Ate	Ø 22,20	Alu, +ABS, LHD
1.4 Eng. ANW (44kW)	97-		R		04-0226		Ø 15,87	
	97-		R		04-0598		Ø 15,87	Alu
	97-				05-0207	Ate	Ø 20,64	-ABS
	97-				05-0277	Ate	Ø 20,64	Alu, -ABS
	97-				05-0403	Ate	Ø 22,20	+ABS, RHD
	97-				05-0492	Ate	Ø 22,20	Alu, +ABS, LHD
1.4 16v Eng. AFK/ ANM/ AQQ/ AUB (74kW)	1/00-		R		04-0226		Ø 15,87	+ABS
	1/00-		R		04-0598		Ø 15,87	Alu, +ABS
	1/00-				05-0207	Ate	Ø 20,64	-ABS
	1/00-				05-0277	Ate	Ø 20,64	Alu, -ABS
	1/00-				05-0403	Ate	Ø 22,20	+ABS, RHD
	1/00-				05-0492	Ate	Ø 22,20	Alu, +ABS, LHD
1.4 TDi Eng. AMF (55kW)	1/00-		R		04-0226		Ø 15,87	
	1/00-		R		04-0598		Ø 15,87	Alu
	1/00-		R		04-0060		Ø 17,46	+ABS
	1/00-		R		04-0608		Ø 17,46	Alu, +ABS
	1/00-				05-0207	Ate	Ø 20,64	-ABS
	1/00-				05-0277	Ate	Ø 20,64	Alu, -ABS
	1/00-				05-0403	Ate	Ø 22,20	+ABS, RHD
	1/00-				05-0492	Ate	Ø 22,20	Alu, +ABS, LHD
1.7 SDi Eng. AKU (44kW)	97-		R		04-0226		Ø 15,87	
	97-		R		04-0598		Ø 15,87	Alu

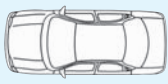































































		Spare Parts	F/R	L/R	METELLI ref.		DIMENSIONS mm.	NOTE
1.7 SDi Eng. AKU (44kW)	97-				<b>05-0207</b>	Ate	Ø 20,64	-ABS
	97-				<b>05-0277</b>	Ate	Ø 20,64	Alu, -ABS
	97-				<b>05-0403</b>	Ate	Ø 22,20	+ABS, RHD
	97-				<b>05-0492</b>	Ate	Ø 22,20	Alu, +ABS, LHD
<b>Cordoba I (6K2/C2) 2/93-6/99</b>								
1.0 i Eng. AER/ ALD/ ALL/ ANV/ AUC (37kW)	96-99		R		<b>04-0608</b>		Ø 17,46	Alu
	96-99				<b>05-0207</b>		Ø 20,64	
	96-99				<b>05-0277</b>		Ø 20,64	Alu
1.4 Eng. AEX/ AKV/ APQ (44kW)	94-6/99		R		<b>04-0060</b>		Ø 17,46	-ABS
	94-6/99		R		<b>04-0608</b>		Ø 17,46	Alu, -ABS
	94-6/99				<b>05-0207</b>		Ø 20,64	
	94-6/99				<b>05-0277</b>		Ø 20,64	Alu
1.4 Eng. AKK/ AUD (44kW)	94-6/99		R		<b>04-0060</b>		Ø 17,46	-ABS
	94-6/99		R		<b>04-0608</b>		Ø 17,46	Alu, -ABS
	94-6/99				<b>05-0207</b>		Ø 20,64	
	94-6/99				<b>05-0277</b>		Ø 20,64	Alu
1.4 Eng. ANW (44kW)	94-6/99		R		<b>04-0060</b>		Ø 17,46	-ABS
	94-6/99		R		<b>04-0608</b>		Ø 17,46	Alu, -ABS
	94-6/99				<b>05-0207</b>		Ø 20,64	
	94-6/99				<b>05-0277</b>		Ø 20,64	Alu
1.4 i 16v Eng. AFH (74kW)	96-6/99		R		<b>04-0060</b>		Ø 17,46	-ABS
	96-6/99		R		<b>04-0608</b>		Ø 17,46	Alu, -ABS
	96-6/99				<b>05-0207</b>		Ø 20,64	
	96-6/99				<b>05-0277</b>		Ø 20,64	Alu
1.4 i, SW Eng. ABD (44kW)	94-6/99		R		<b>04-0060</b>		Ø 17,46	-ABS
	94-6/99		R		<b>04-0608</b>		Ø 17,46	Alu, -ABS
	94-6/99				<b>05-0207</b>		Ø 20,64	
	94-6/99				<b>05-0277</b>		Ø 20,64	Alu
1.6 i, SW Eng. AFT (74kW)	7/96-6/99		R		<b>04-0060</b>		Ø 17,46	-ABS
	7/96-6/99		R		<b>04-0608</b>		Ø 17,46	Alu, -ABS
	7/96-6/99		R		<b>04-0349</b>		Ø 19,05	+ABS, HDB
	7/96-6/99		R		<b>04-0679</b>		Ø 19,05	Alu, +ABS, HDB
	7/96-6/99				<b>05-0196</b>	Luc	Ø 22,20	-ABS
	7/96-6/99				<b>05-0302</b>	Luc	Ø 22,20	Alu, -ABS
1.6i, SW Eng. 1F (52-54-55kW)	-99				<b>05-0482</b>	Bosch	Ø 22,20	Ch 6KX008001-, Alu, -ABS, RHD
	9/96-99		R		<b>04-0060</b>		Ø 17,46	-ABS
	9/96-99		R		<b>04-0608</b>		Ø 17,46	Alu, -ABS
	9/96-99				<b>05-0207</b>		Ø 20,64	
1.6i, SW Eng. ABU (55kW)	9/96-99		R		<b>04-0060</b>		Ø 17,46	-ABS
	9/96-99		R		<b>04-0608</b>		Ø 17,46	Alu, -ABS
	9/96-99				<b>05-0207</b>		Ø 20,64	
	9/96-99				<b>05-0277</b>		Ø 20,64	Alu
1.6i, SW Eng. AEE/ ALM (55kW)	9/96-99		R		<b>04-0060</b>		Ø 17,46	-ABS
	9/96-99		R		<b>04-0608</b>		Ø 17,46	Alu, -ABS
	9/96-99				<b>05-0207</b>		Ø 20,64	
	9/96-99				<b>05-0277</b>		Ø 20,64	Alu
1.7 SDi, SW Eng. AKU (44kW)	7/97-6/99		R		<b>04-0060</b>		Ø 17,46	-ABS
	7/97-6/99		R		<b>04-0608</b>		Ø 17,46	Alu, -ABS
	7/97-6/99		R		<b>04-0349</b>		Ø 19,05	+ABS, HDB
	7/97-6/99		R		<b>04-0679</b>		Ø 19,05	Alu, +ABS, HDB
	7/97-6/99				<b>05-0207</b>		Ø 20,64	
	7/97-6/99				<b>05-0277</b>		Ø 20,64	Alu
1.8 i Eng. ABS/ ADZ (66kW)	93-6/99		R		<b>04-0060</b>		Ø 17,46	-ABS
	93-6/99		R		<b>04-0608</b>		Ø 17,46	Alu, -ABS
	93-6/99		R		<b>04-0349</b>		Ø 19,05	+ABS, HDB
	93-6/99		R		<b>04-0679</b>		Ø 19,05	Alu, +ABS, HDB
	93-6/99				<b>05-0207</b>		Ø 20,64	
	93-6/99				<b>05-0277</b>		Ø 20,64	Alu
1.8 i 16v Eng. ADL (95kW)	93-96				<b>05-0599</b>	Ate	Ø 23,81	+ABS
	93-96				<b>05-0196</b>	Luc	Ø 22,20	-ABS
	93-96				<b>05-0302</b>	Luc	Ø 22,20	Alu, -ABS
1.9 D Eng. 1Y (47-50kW)	93-96		R		<b>04-0060</b>		Ø 17,46	-ABS
	93-96		R		<b>04-0608</b>		Ø 17,46	Alu, -ABS

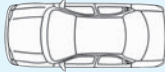
























		Spare Parts	F/R	L/R	METELLI ref.		DIMENSIONS mm.	NOTE
1.9 D Eng. 1Y (47-50kW)	93-96		R		04-0349		Ø 19,05	+ABS, HDB
	93-96		R		04-0679		Ø 19,05	Alu, +ABS, HDB
	93-96				05-0207		Ø 20,64	
	93-96				05-0277		Ø 20,64	Alu
1.9 SDi, SW Eng. AEF/ AEY (47kW)	96-6/99		R		04-0060		Ø 17,46	-ABS
	96-6/99		R		04-0608		Ø 17,46	Alu, -ABS
	96-6/99		R		04-0349		Ø 19,05	+ABS, HDB
	96-6/99		R		04-0679		Ø 19,05	Alu, +ABS, HDB
	96-6/99				05-0207		Ø 20,64	
	96-6/99				05-0277		Ø 20,64	Alu
1.9 TD Eng. AAZ (50-55kW)	93-96		R		04-0060		Ø 17,46	-ABS
	93-96		R		04-0608		Ø 17,46	Alu, -ABS
	93-96		R		04-0349		Ø 19,05	+ABS, HDB
	93-96		R		04-0679		Ø 19,05	Alu, +ABS, HDB
	93-96				05-0207		Ø 20,64	
	93-96				05-0277		Ø 20,64	Alu
1.9 TDi, SW Eng. 1Z/ AHU/ ANU (66kW)	96-99		R		04-0060		Ø 17,46	-ABS
	96-99		R		04-0608		Ø 17,46	Alu, -ABS
	96-99		R		04-0349		Ø 19,05	+ABS, HDB
	96-99		R		04-0679		Ø 19,05	Alu, +ABS, HDB
	96-99				05-0196	Luc	Ø 22,20	-ABS
	96-99				05-0302	Luc	Ø 22,20	Alu, -ABS
	-99				05-0482	Bosch	Ø 22,20	Ch 6KX008001-, Alu, -ABS, RHD
1.9 TDi, SW Eng. AFN (81kW)	97-99				05-0196	Luc	Ø 22,20	-ABS
	97-99				05-0302	Luc	Ø 22,20	Alu, -ABS
	-99				05-0482	Bosch	Ø 22,20	Ch 6KX008001-, Alu, -ABS, RHD
2.0 i Eng. 2E/ AGG/ ADY (85kW)	93-99				05-0599	Ate	Ø 23,81	+ABS
	93-99				05-0196	Luc	Ø 22,20	-ABS
	93-99				05-0302	Luc	Ø 22,20	Alu, -ABS
	-99				05-0482	Bosch	Ø 22,20	Ch 6KX008001-, Alu, -ABS, RHD
2.0 i 16v Eng. ABF (110kW)	96-99				05-0196	Luc	Ø 22,20	-ABS
	96-99				05-0302	Luc	Ø 22,20	Alu, -ABS
	-99				05-0482	Bosch	Ø 22,20	Ch 6KX008001-, Alu, -ABS, RHD
<b>Cordoba II (6K2) 6/99-10/02</b>								
1.0 Eng. ALD/ ANV/ AUC (37kW)	99-02		R		04-0060		Ø 17,46	
	99-02		R		04-0608		Ø 17,46	Alu
	-02				05-0482	Bosch	Ø 22,20	Ch 6KX008001-, Alu, -ABS, RHD
	99-02				05-0490	Ate	Ø 23,81	Alu, +ABS
	99-02				05-0196	Luc	Ø 22,20	-ABS
	99-02				05-0302	Luc	Ø 22,20	Alu, -ABS
1.4 Eng. AKK/ AUD (44kW)	99-02		R		04-0060		Ø 17,46	
	99-02		R		04-0608		Ø 17,46	Alu
	-02				05-0482	Bosch	Ø 22,20	Ch 6KX008001-, Alu, -ABS, RHD
	99-02				05-0490	Ate	Ø 23,81	Alu, +ABS
	99-02				05-0196	Luc	Ø 22,20	-ABS
	99-02				05-0302	Luc	Ø 22,20	Alu, -ABS
1.4 Eng. ANW (44kW)	99-02		R		04-0060		Ø 17,46	
	99-02		R		04-0608		Ø 17,46	Alu
	-02				05-0482	Bosch	Ø 22,20	Ch 6KX008001-, Alu, -ABS, RHD
	99-02				05-0490	Ate	Ø 23,81	Alu, +ABS
	99-02				05-0196	Luc	Ø 22,20	-ABS
	99-02				05-0302	Luc	Ø 22,20	Alu, -ABS
1.4 16v Eng. AFK/ ANM/ AQQ/ AUB (74kW)	00-02		R		04-0060		Ø 17,46	
	00-02		R		04-0608		Ø 17,46	Alu
	00-02				05-0490	Ate	Ø 23,81	Alu, +ABS
	00-02				05-0196	Luc	Ø 22,20	-ABS
	00-02				05-0302	Luc	Ø 22,20	Alu, -ABS
	-02				05-0482	Bosch	Ø 22,20	Ch 6KX008001-, Alu, -ABS, RHD
1.4 16v, SW Eng. APE (55kW)	00-02		R		04-0060		Ø 17,46	
	00-02		R		04-0608		Ø 17,46	Alu
	00-02				05-0490	Ate	Ø 23,81	Alu, +ABS
	00-02				05-0196	Luc	Ø 22,20	-ABS
	00-02				05-0302	Luc	Ø 22,20	Alu, -ABS
	-02				05-0482	Bosch	Ø 22,20	Ch 6KX008001-, Alu, -ABS, RHD

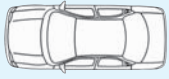





















		Spare Parts	F/R	L/R	METELLI ref.		DIMENSIONS mm.	NOTE
1.4, SW Eng. AEX/ AKV/ APQ (44kW)	99-02		R		<b>04-0060</b>		Ø 17,46	
	99-02		R		<b>04-0608</b>		Ø 17,46	Alu
	-02				<b>05-0482</b>	Bosch	Ø 22,20	Ch 6KX008001-, Alu, -ABS, RHD
	99-02				<b>05-0490</b>	Ate	Ø 23,81	Alu, +ABS
	99-02				<b>05-0196</b>	Luc	Ø 22,20	-ABS
1.6, SW Eng. AEH/ AKL/ APF (74kW)	99-02		R		<b>04-0349</b>		Ø 19,05	HDB
	99-02		R		<b>04-0679</b>		Ø 19,05	Alu, HDB
	-02				<b>05-0482</b>	Bosch	Ø 22,20	Ch 6KX008001-, Alu, -ABS, RHD
	99-02				<b>05-0490</b>	Ate	Ø 23,81	Alu, +ABS
	99-02				<b>54-0026</b>		Ø 23,81	
1.6, SW Eng. ALM (55kW)	99-02		R		<b>04-0060</b>		Ø 17,46	
	99-02		R		<b>04-0608</b>		Ø 17,46	Alu
	99-02				<b>05-0490</b>	Ate	Ø 23,81	Alu, +ABS
	99-02				<b>05-0196</b>	Luc	Ø 22,20	-ABS
	99-02				<b>05-0302</b>	Luc	Ø 22,20	Alu, -ABS
1.8 T. 20v Cupra Eng. AQX (115kW)	00-02				<b>05-0490</b>	Ate	Ø 23,81	Alu, +ABS
	00-02				<b>05-0196</b>	Luc	Ø 22,20	-ABS
	00-02				<b>05-0302</b>	Luc	Ø 22,20	Alu, -ABS
	7/00-10/02				<b>54-0056</b>		Ø 19,05	
1.9 SDi, SW Eng. AGP/ AQM (50kW)	99-02		R		<b>04-0060</b>		Ø 17,46	
	99-02		R		<b>04-0608</b>		Ø 17,46	Alu
	-02				<b>05-0482</b>	Bosch	Ø 22,20	Ch 6KX008001-, Alu, -ABS, RHD
	99-02				<b>05-0490</b>	Ate	Ø 23,81	Alu, +ABS
	99-02				<b>05-0196</b>	Luc	Ø 22,20	-ABS
	99-02				<b>05-0302</b>	Luc	Ø 22,20	Alu, -ABS
1.9 TDi, SW Eng. AGR/ ALH (66kW)	7/99-02		R		<b>04-0060</b>		Ø 17,46	
	7/99-02		R		<b>04-0608</b>		Ø 17,46	Alu
	-02				<b>05-0482</b>	Bosch	Ø 22,20	Ch 6KX008001-, Alu, -ABS, RHD
	7/99-02				<b>05-0196</b>	Luc	Ø 22,20	-ABS
	7/99-02				<b>05-0302</b>	Luc	Ø 22,20	Alu, -ABS
	99-02				<b>05-0490</b>	Ate	Ø 23,81	Alu, +ABS
	6/99-10/02				<b>54-0056</b>		Ø 19,05	
1.9 TDi, SW Eng. ASK/ ASV (81kW)	-02				<b>05-0482</b>	Bosch	Ø 22,20	Ch 6KX008001-, Alu, -ABS, RHD
	7/99-02				<b>05-0196</b>	Luc	Ø 22,20	-ABS
	7/99-02				<b>05-0302</b>	Luc	Ø 22,20	Alu, -ABS
	99-02				<b>05-0490</b>	Ate	Ø 23,81	Alu, +ABS
	6/99-10/02				<b>54-0056</b>		Ø 19,05	
<b>Cordoba III (6L2) 10/02-</b>								
1.2 Eng. AZQ (47kW)	10/02-		R		<b>04-0679</b>		Ø 19,05	Alu
	02-05				<b>05-0404</b>	Fte	Ø 20,64	Alu, +ABS
	02-05				<b>05-0493</b>	Fte	Ø 20,64	Alu, -ABS
	02-				<b>54-0052</b>	Fte	Ø 19,05	Pla
	02-				<b>55-0057</b>	Sachs	Ø 15,87	Alu
1.2 12v Eng. BXV (51kW)	06-				<b>54-0052</b>	Fte	Ø 19,05	Pla
	07-				<b>55-0057</b>	Sachs	Ø 15,87	Alu
1.4 16v Eng. BBY (55kW)	10/02-		R		<b>04-0679</b>		Ø 19,05	Alu
	02-05				<b>05-0404</b>	Fte	Ø 20,64	Alu, +ABS
	02-05				<b>05-0493</b>	Fte	Ø 20,64	Alu, -ABS
	02-				<b>54-0052</b>	Fte	Ø 19,05	Pla
	02-				<b>55-0057</b>	Sachs	Ø 15,87	Alu
1.4 16v Eng. BBZ (74kW)	02-05				<b>05-0404</b>	Fte	Ø 20,64	Alu, +ABS
	02-05				<b>05-0493</b>	Fte	Ø 20,64	Alu, -ABS
	02-				<b>54-0052</b>	Fte	Ø 19,05	Pla
	02-				<b>55-0057</b>	Sachs	Ø 15,87	Alu
1.4 16v Eng. BXW (63kW)	3/07-				<b>54-0052</b>	Fte	Ø 19,05	Pla
	3/07-				<b>55-0057</b>	Sachs	Ø 15,87	Alu
1.4 TDi Eng. AMF (55kW)	10/02-		R		<b>04-0679</b>		Ø 19,05	Alu
	02-05				<b>05-0404</b>	Fte	Ø 20,64	Alu, +ABS
	02-05				<b>05-0493</b>	Fte	Ø 20,64	Alu, -ABS
	02-				<b>54-0051</b>	Fte	Ø 19,05	Pla
	02-				<b>55-0057</b>	Sachs	Ø 15,87	Alu

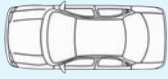

































		Spare Parts	F/R	L/R	METELLI ref.		DIMENSIONS mm.	NOTE
1.4 TDi Eng. BMS (59kW)	02-05				<b>05-0493</b>	Fte	Ø 20,64	Alu, -ABS
	05-				<b>54-0051</b>	Fte	Ø 19,05	Pla
	05-				<b>55-0057</b>	Sachs	Ø 15,87	Alu
1.4 TDi Eng. BNM (51kW)	02-05				<b>05-0493</b>	Fte	Ø 20,64	Alu, -ABS
	05-				<b>54-0052</b>	Fte	Ø 19,05	Pla
	05-				<b>55-0057</b>	Sachs	Ø 15,87	Alu
1.6 Eng. BAH (74kW)	2/03-		R		<b>04-0679</b>		Ø 19,05	Alu
	03-05				<b>05-0404</b>	Fte	Ø 20,64	Alu, +ABS
	03-05				<b>05-0493</b>	Fte	Ø 20,64	Alu, -ABS
	2/03-				<b>54-0052</b>	Fte	Ø 19,05	Pla
	2/03-				<b>55-0057</b>	Sachs	Ø 15,87	Alu
1.6 16v Eng. BTS (77kW)	06-				<b>54-0052</b>	Fte	Ø 19,05	Pla
	06-				<b>55-0057</b>	Sachs	Ø 15,87	Alu
1.9 SDi Eng. ASY (47kW)	10/02-		R		<b>04-0679</b>		Ø 19,05	Alu
	02-05				<b>05-0404</b>	Fte	Ø 20,64	Alu, +ABS
	02-05				<b>05-0493</b>	Fte	Ø 20,64	Alu, -ABS
	02-				<b>54-0052</b>	Fte	Ø 19,05	Pla
1.9 TDi Eng. ASZ (96kW)	10/02-		R		<b>04-0679</b>		Ø 19,05	Alu
	02-05				<b>05-0404</b>	Fte	Ø 20,64	Alu, +ABS
	02-05				<b>05-0493</b>	Fte	Ø 20,64	Alu, -ABS
	02-				<b>55-0057</b>	Sachs	Ø 15,87	Alu
1.9 TDi Eng. ATD (74kW)	10/02-		R		<b>04-0679</b>		Ø 19,05	Alu
	02-05				<b>05-0404</b>	Fte	Ø 20,64	Alu, +ABS
	02-05				<b>05-0493</b>	Fte	Ø 20,64	Alu, -ABS
	02-				<b>54-0051</b>	Fte	Ø 19,05	Pla
	02-				<b>55-0057</b>	Sachs	Ø 15,87	Alu
2.0 Eng. AZL/ BBX (85kW)	02-05				<b>05-0404</b>	Fte	Ø 20,64	Alu, +ABS
	02-				<b>54-0052</b>	Fte	Ø 19,05	Pla
	02-				<b>55-0057</b>	Sachs	Ø 15,87	Alu
<b>Ibiza I (021A) 6/84-12/93</b>								
0.9 Eng. 09NCA/ A112A5 (29kW)	90-93		R		<b>04-0425</b>		Ø 17,46	
	90-93				<b>05-0059</b>		Ø 20,64	
	90-93				<b>09-0004</b>		Ø	Alu
0.9 Eng. 146A.000 (32kW)	86-93		R		<b>04-0425</b>		Ø 17,46	
	86-93				<b>05-0059</b>		Ø 20,64	
	86-93				<b>09-0004</b>		Ø	Alu
1.2 Eng. 021A.1000 (44-46kW)	84-86		R		<b>04-0156</b>		Ø 19,05	
	86-93		R		<b>04-0425</b>		Ø 17,46	
	84-85				<b>05-0024</b>		Ø 19,05	
	85-86				<b>05-0087</b>		Ø 20,64	
	86-93				<b>05-0059</b>		Ø 20,64	
	84-86				<b>09-0008</b>		Ø	Alu
	86-93				<b>09-0004</b>		Ø	Alu
1.2 i Eng. 021C.1000 (52kW)	89-93		R		<b>04-0425</b>		Ø 17,46	
	89-93				<b>05-0059</b>		Ø 20,64	
	89-93				<b>09-0004</b>		Ø	Alu
1.5 Eng. 021A.2000 (62-63kW)	84-86		R		<b>04-0156</b>		Ø 19,05	
	86-93		R		<b>04-0425</b>		Ø 17,46	
	84-85				<b>05-0024</b>		Ø 19,05	
	85-86				<b>05-0087</b>		Ø 20,64	
	86-93				<b>05-0059</b>		Ø 20,64	
	84-86				<b>09-0008</b>		Ø	Alu
	86-93				<b>09-0004</b>		Ø	Alu
1.5 i Eng. 021B.2000 (74kW)	86-93		R		<b>04-0425</b>		Ø 17,46	
	86-93				<b>05-0059</b>		Ø 20,64	
	86-93				<b>09-0004</b>		Ø	Alu
1.5 i Eng. 021D.2000 (65kW)	86-93		R		<b>04-0425</b>		Ø 17,46	
	86-93				<b>05-0059</b>		Ø 20,64	
	86-93				<b>09-0004</b>		Ø	Alu
1.5 i Kat Eng. 021C.2000 (66kW)	86-93		R		<b>04-0425</b>		Ø 17,46	
	86-93				<b>05-0059</b>		Ø 20,64	
	86-93				<b>09-0004</b>		Ø	Alu

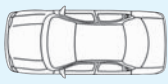





























































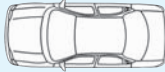
















































		Spare Parts	F/R	L/R	METELLI ref.		DIMENSIONS mm.	NOTE
1.7 Eng. 021A.3000 (72kW)	91-93		R		04-0425		Ø 17,46	
	91-93				05-0059		Ø 20,64	
	91-93				09-0004		Ø	Alu
1.7 Eng. 021B.3000 (76kW)	91-93		R		04-0425		Ø 17,46	
	91-93				05-0059		Ø 20,64	
	91-93				09-0004		Ø	Alu
1.7 D Eng. 022A.5000 (40-42kW)	84-86		R		04-0156		Ø 19,05	
	86-93		R		04-0425		Ø 17,46	
	84-85				05-0024		Ø 19,05	
	85-86				05-0087		Ø 20,64	
	86-93				05-0059		Ø 20,64	
	84-86				09-0008		Ø	Alu
	86-93				09-0004		Ø	Alu
<b>Ibiza II (6K1) 3/93-8/99</b>								
1.0 Eng. AAU (33kW)	93-96		R		04-0060		Ø 17,46	
	93-96		R		04-0608		Ø 17,46	Alu
	93-96				05-0207	Ate	Ø 20,64	
	93-96				05-0277	Ate	Ø 20,64	Alu
1.0 i Eng. AER/ ALD/ ALL/ ANV/ AUC (37kW)	96-99		R		04-0060		Ø 17,46	
	96-99		R		04-0608		Ø 17,46	Alu
	96-99				05-0207	Ate	Ø 20,64	
	96-99				05-0277	Ate	Ø 20,64	Alu
1.3 i Eng. AAV (40kW)	93-99		R		04-0060		Ø 17,46	
	93-99		R		04-0608		Ø 17,46	Alu
	93-99				05-0207	Ate	Ø 20,64	
	93-99				05-0277	Ate	Ø 20,64	Alu
1.4 Eng. AEX/ AKV/ APQ (44kW)	93-99		R		04-0060		Ø 17,46	
	93-99		R		04-0608		Ø 17,46	Alu
	93-99				05-0207	Ate	Ø 20,64	
	93-99				05-0277	Ate	Ø 20,64	Alu
1.4 Eng. AKK/ AUD (44kW)	93-99		R		04-0060		Ø 17,46	
	93-99		R		04-0608		Ø 17,46	Alu
	93-99				05-0207	Ate	Ø 20,64	
	93-99				05-0277	Ate	Ø 20,64	Alu
1.4 Eng. ANW (44kW)	93-99		R		04-0060		Ø 17,46	
	93-99		R		04-0608		Ø 17,46	Alu
	93-99				05-0207	Ate	Ø 20,64	
	93-99				05-0277	Ate	Ø 20,64	Alu
1.4 i Eng. ABD (44kW)	93-99		R		04-0060		Ø 17,46	
	93-99		R		04-0608		Ø 17,46	Alu
	93-99				05-0207	Ate	Ø 20,64	
	93-99				05-0277	Ate	Ø 20,64	Alu
1.4 i 16v Eng. AFH (74kW)	96-99		R		04-0060		Ø 17,46	
	96-99		R		04-0608		Ø 17,46	Alu
	96-99				05-0207	Ate	Ø 20,64	
	96-99				05-0277	Ate	Ø 20,64	Alu
1.6 i Eng. AEE/ ALM (55kW)	93-99		R		04-0060		Ø 17,46	
	93-99		R		04-0608		Ø 17,46	Alu
	93-99				05-0207	Ate	Ø 20,64	
	93-99				05-0277	Ate	Ø 20,64	Alu
1.6 i Eng. AFT (74kW)	96-99		R		04-0349		Ø 19,05	+ABS, HDB
	96-99		R		04-0679		Ø 19,05	Alu, +ABS, HDB
	-99				05-0482	Bosch	Ø 22,20	Ch 6KX008001-, Alu, -ABS, RHD
1.6i Eng. 1F (52-54-55kW)	93-99		R		04-0060		Ø 17,46	
	93-99		R		04-0608		Ø 17,46	Alu
	93-99				05-0207	Ate	Ø 20,64	
	93-99				05-0277	Ate	Ø 20,64	Alu
1.6i Eng. ABU (55kW)	93-99		R		04-0060		Ø 17,46	
	93-99		R		04-0608		Ø 17,46	Alu
	93-99				05-0207	Ate	Ø 20,64	
	93-99				05-0277	Ate	Ø 20,64	Alu
1.7 SDi Eng. AHB/ AKU (44kW)	7/97-8/99		R		04-0060		Ø 17,46	
	7/97-8/99		R		04-0608		Ø 17,46	Alu
	7/97-8/99				05-0207	Ate	Ø 20,64	

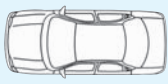





























































		Spare Parts	F/R	L/R	METELLI ref.		DIMENSIONS mm.	NOTE
1.7 SDi Eng. AHB/ AKU (44kW)	7/97-8/99				05-0277	Ate	Ø 20,64	Alu
1.8 i Eng. ABS/ ADZ (66kW)	93-99		R		04-0608		Ø 17,46	
	93-99		R		04-0608		Ø 17,46	Alu
	93-99		R		04-0349		Ø 19,05	+ABS, HDB
	93-99		R		04-0679		Ø 19,05	Alu, +ABS, HDB
	93-99				05-0207	Ate	Ø 20,64	
	93-99				05-0277	Ate	Ø 20,64	Alu
1.8 i 16v Eng. ADL (95kW)	93-96				05-0599	Ate	Ø 23,81	+ABS
	93-96				05-0196	Luc	Ø 22,20	-ABS
	93-96				05-0302	Luc	Ø 22,20	Alu, -ABS
1.9 D Eng. 1Y (47-50kW)	93-96		R		04-0060		Ø 17,46	
	93-96		R		04-0608		Ø 17,46	Alu
	93-96				05-0207	Ate	Ø 20,64	
	93-96				05-0277	Ate	Ø 20,64	Alu
1.9 SDi Eng. AEF/ AEY (47kW)	96-99		R		04-0060		Ø 17,46	
	96-99		R		04-0608		Ø 17,46	Alu
	96-99				05-0207	Ate	Ø 20,64	
	96-99				05-0277	Ate	Ø 20,64	Alu
1.9 TD Eng. AAZ (50-55kW)	93-96		R		04-0060		Ø 17,46	
	93-96		R		04-0608		Ø 17,46	Alu
	93-96				05-0207	Ate	Ø 20,64	
	93-96				05-0277	Ate	Ø 20,64	Alu
1.9 TDi Eng. 1Z/ AHU/ ANU (66kW)	96-99		R		04-0060		Ø 17,46	
	96-99		R		04-0608		Ø 17,46	Alu
	96-99		R		04-0349		Ø 19,05	+ABS
	96-99		R		04-0679		Ø 19,05	Alu, +ABS
	96-99				05-0207	Ate	Ø 20,64	
	96-99				05-0277	Ate	Ø 20,64	Alu
	-99				05-0482	Bosch	Ø 22,20	Ch 6KX008001-, Alu, -ABS, RHD
1.9 TDi Eng. AFN (81kW)	97-99				05-0196	Luc	Ø 22,20	-ABS
	97-99				05-0302	Luc	Ø 22,20	Alu, -ABS
	-99				05-0482	Bosch	Ø 22,20	Ch 6KX008001-, Alu, -ABS, RHD
2.0 i Eng. 2E/ AGG (85kW)	93-8/99				05-0196	Luc	Ø 22,20	-ABS
	93-8/99				05-0302	Luc	Ø 22,20	Alu, -ABS
	93-99				05-0599	Ate	Ø 23,81	+ABS
	-99				05-0482	Bosch	Ø 22,20	Ch 6KX008001-, Alu, -ABS, RHD
2.0 i 16v Eng. ABF (110kW)	96-99				05-0196	Luc	Ø 22,20	-ABS
	96-99				05-0302	Luc	Ø 22,20	Alu, -ABS
	-99				05-0482	Bosch	Ø 22,20	Ch 6KX008001-, Alu, -ABS, RHD
<b>Ibiza III (6K1) 8/99-2/02</b>								
1.0 Eng. ALD/ ANV/ AUC (37kW)	7/99-02		R		04-0060		Ø 17,46	
	7/99-02		R		04-0608		Ø 17,46	Alu
	-02				05-0482	Bosch	Ø 22,20	Ch 6KX008001-, Alu, -ABS, RHD
	7/99-02				05-0196	Luc	Ø 22,20	-ABS
	7/99-02				05-0302	Luc	Ø 22,20	Alu, -ABS
1.0 16v Eng. AST/ AVZ (51kW)	99-02				05-0490	Ate	Ø 23,81	Alu, +ABS
	00-02		R		04-0060		Ø 17,46	
	00-02		R		04-0608		Ø 17,46	Alu
1.4 Eng. AKK/ AUD (44kW)	00-02				05-0490	Ate	Ø 23,81	Alu, +ABS
	00-02				05-0196	Luc	Ø 22,20	-ABS
	00-02				05-0302	Luc	Ø 22,20	Alu, -ABS
	00-02				05-0482	Bosch	Ø 22,20	Ch 6KX008001-, Alu, -ABS, RHD
	-02							
1.4 Eng. ANW (44kW)	8/99-02		R		04-0060		Ø 17,46	
	8/99-02		R		04-0608		Ø 17,46	Alu
	8/99-02		R		04-0349		Ø 19,05	HDB
	8/99-02		R		04-0679		Ø 19,05	Alu, HDB
	8/99-02				05-0196	Luc	Ø 22,20	-ABS
	8/99-02				05-0302	Luc	Ø 22,20	Alu, -ABS
	99-02				05-0490	Ate	Ø 23,81	Alu, +ABS
	99-02				05-0482	Bosch	Ø 22,20	Alu, -ABS, RHD
1.4 Eng. ANW (44kW)	8/99-02		R		04-0060		Ø 17,46	
	8/99-02		R		04-0608		Ø 17,46	Alu
	8/99-02		R		04-0349		Ø 19,05	HDB
	8/99-02		R		04-0679		Ø 19,05	Alu, HDB

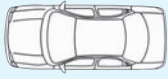





































		Spare Parts	F/R	L/R	METELLI ref.		DIMENSIONS mm.	NOTE
1.4 Eng. ANW (44kW)	8/99-02				<b>05-0196</b>	Luc	Ø 22,20	-ABS
	8/99-02				<b>05-0302</b>	Luc	Ø 22,20	Alu, -ABS
	99-02				<b>05-0490</b>	Ate	Ø 23,81	Alu, +ABS
	99-02				<b>05-0482</b>	Bosch	Ø 22,20	Alu, -ABS, RHD
1.4 16v Eng. AFK/ ANM/ AQQ/ AUB (74kW)	8/99-02		R		<b>04-0060</b>		Ø 17,46	
	8/99-02		R		<b>04-0608</b>		Ø 17,46	Alu
	8/99-02		R		<b>04-0349</b>		Ø 19,05	HDB
	8/99-02		R		<b>04-0679</b>		Ø 19,05	Alu, HDB
	8/99-02				<b>05-0196</b>	Luc	Ø 22,20	-ABS
	8/99-02				<b>05-0302</b>	Luc	Ø 22,20	Alu, -ABS
	99-02				<b>05-0490</b>	Ate	Ø 23,81	Alu, +ABS
	99-02				<b>05-0482</b>	Bosch	Ø 22,20	Alu, -ABS, RHD
1.4 16v Eng. APE (55kW)	00-02		R		<b>04-0060</b>		Ø 17,46	
	00-02		R		<b>04-0608</b>		Ø 17,46	Alu
	00-02		R		<b>04-0349</b>		Ø 19,05	HDB
	00-02		R		<b>04-0679</b>		Ø 19,05	Alu, HDB
	00-02				<b>05-0490</b>	Ate	Ø 23,81	Alu, +ABS
	00-02				<b>05-0196</b>	Luc	Ø 22,20	-ABS
	00-02				<b>05-0302</b>	Luc	Ø 22,20	Alu, -ABS
1.4 16v Eng. AUA (55kW)	00-02		R		<b>04-0060</b>		Ø 17,46	
	00-02		R		<b>04-0608</b>		Ø 17,46	Alu
	00-02		R		<b>04-0349</b>		Ø 19,05	HDB
	00-02		R		<b>04-0679</b>		Ø 19,05	Alu, HDB
	00-02				<b>05-0490</b>	Ate	Ø 23,81	Alu, +ABS
	00-02				<b>05-0196</b>	Luc	Ø 22,20	-ABS
	00-02				<b>05-0302</b>	Luc	Ø 22,20	Alu, -ABS
1.6 Eng. AEH/ AKL/ APF/ AUR (74kW)	7/99-02		R		<b>04-0349</b>		Ø 19,05	HDB
	7/99-02		R		<b>04-0679</b>		Ø 19,05	Alu, HDB
	99-02				<b>05-0490</b>	Ate	Ø 23,81	Alu, +ABS
	99-02				<b>05-0482</b>	Bosch	Ø 22,20	Alu, -ABS, RHD
	99-02				<b>05-0196</b>	Luc	Ø 22,20	-ABS
	99-02				<b>05-0302</b>	Luc	Ø 22,20	Alu, -ABS
	99-02				<b>54-0026</b>		Ø 23,81	
1.6 Eng. ALM (55kW)	8/99-02		R		<b>04-0060</b>		Ø 17,46	
	8/99-02		R		<b>04-0608</b>		Ø 17,46	Alu
	8/99-02		R		<b>04-0349</b>		Ø 19,05	HDB
	8/99-02		R		<b>04-0679</b>		Ø 19,05	Alu, HDB
	8/99-02				<b>05-0196</b>	Luc	Ø 22,20	-ABS
	8/99-02				<b>05-0302</b>	Luc	Ø 22,20	Alu, -ABS
	99-02				<b>05-0490</b>	Ate	Ø 23,81	Alu, +ABS
1.8 T. 20v Cupra Eng. AQX/ AYP (115kW)	00-02				<b>05-0490</b>	Ate	Ø 23,81	Alu, +ABS
	00-02				<b>05-0196</b>	Luc	Ø 22,20	-ABS
	00-02				<b>05-0302</b>	Luc	Ø 22,20	Alu, -ABS
	7/00-2/02				<b>54-0056</b>		Ø 19,05	
1.9 SDi Eng. AGP/ AQM (50kW)	8/99-02		R		<b>04-0060</b>		Ø 17,46	
	8/99-02		R		<b>04-0608</b>		Ø 17,46	Alu
	8/99-02		R		<b>04-0349</b>		Ø 19,05	HDB
	8/99-02		R		<b>04-0679</b>		Ø 19,05	Alu, HDB
	8/99-02				<b>05-0196</b>	Luc	Ø 22,20	-ABS
	8/99-02				<b>05-0302</b>	Luc	Ø 22,20	Alu, -ABS
	99-02				<b>05-0490</b>	Ate	Ø 23,81	Alu, +ABS
1.9 TDi Eng. AGR/ ALH/ ALK (66kW)	8/99-02		R		<b>04-0060</b>		Ø 17,46	
	8/99-02		R		<b>04-0608</b>		Ø 17,46	Alu
	8/99-02		R		<b>04-0349</b>		Ø 19,05	HDB
	8/99-02		R		<b>04-0679</b>		Ø 19,05	Alu, HDB
	8/99-02				<b>05-0196</b>	Luc	Ø 22,20	-ABS
	8/99-02				<b>05-0302</b>	Luc	Ø 22,20	Alu, -ABS
	99-02				<b>05-0490</b>	Ate	Ø 23,81	Alu, +ABS
1.9 TDi Eng. ASK/ ASV (81kW)	8/99-02		R		<b>04-0060</b>		Ø 17,46	
	8/99-02		R		<b>04-0608</b>		Ø 17,46	Alu
	8/99-02		R		<b>04-0349</b>		Ø 19,05	HDB

		Spare Parts	F/R	L/R	METELLI ref.		DIMENSIONS mm.	NOTE
1.9 TDi Eng. ASK/ ASV (81kW)	8/99-02		R		04-0679		Ø 19,05	Alu, HDB
	8/99-02				05-0196	Luc	Ø 22,20	-ABS
	8/99-02				05-0302	Luc	Ø 22,20	Alu, -ABS
	99-02				05-0490	Ate	Ø 23,81	Alu, +ABS
8/99-2/02				54-0056		Ø 19,05		
<b>Ibiza IV (6L1) 2/02-6/08</b>								
1.2 Eng. AZQ (47kW)	10/02-		R		04-0679		Ø 19,05	Alu
	02-05				05-0404	Fte	Ø 20,64	Alu, +ABS
	02-05				05-0493	Fte	Ø 20,64	Alu, -ABS
	02-				54-0052	Fte	Ø 19,05	Pla
	02-				55-0057	Sachs	Ø 15,87	Alu
1.2 12v Eng. BXV (51kW)	06-		R		04-0679		Ø 19,05	Alu
	06-				54-0052	Fte	Ø 19,05	Pla
	07-				55-0057	Sachs	Ø 15,87	Alu
1.4 16v Eng. AUB/ BBZ (74kW)	02-05				05-0404	Fte	Ø 20,64	Alu, +ABS
	02-05				05-0493	Fte	Ø 20,64	Alu, -ABS
	02-				54-0052	Fte	Ø 19,05	Pla
	02-				55-0057	Sachs	Ø 15,87	Alu
1.4 16v Eng. BBY (55kW)	10/02-		R		04-0679		Ø 19,05	Alu
	02-05				05-0404	Fte	Ø 20,64	Alu, +ABS
	02-05				05-0493	Fte	Ø 20,64	Alu, -ABS
	02-				54-0052	Fte	Ø 19,05	Pla
	02-				55-0057	Sachs	Ø 15,87	Alu
1.4 16v Eng. BXW (63kW)	07-		R		04-0679		Ø 19,05	Alu
	07-				54-0052	Fte	Ø 19,05	Pla
	07-				55-0057	Sachs	Ø 15,87	Alu
1.4 TDi Eng. AMF (55kW)	10/02-		R		04-0679		Ø 19,05	Alu
	02-05				05-0404	Fte	Ø 20,64	Alu, +ABS
	02-05				05-0493	Fte	Ø 20,64	Alu, -ABS
	02-				54-0051	Fte	Ø 19,05	Pla
	02-				55-0057	Sachs	Ø 15,87	Alu
1.4 TDi Eng. BMS (59kW)	05-		R		04-0679		Ø 19,05	Alu, Cod. ID PR 1KM
	05-		R		04-0608		Ø 17,46	Alu, Cod. ID PR 1KB
	05-				54-0052	Fte	Ø 19,05	Pla
	05-				55-0057	Sachs	Ø 15,87	Alu
1.4 TDi Eng. BNM (51kW)	05-		R		04-0679		Ø 19,05	Alu, Cod. ID PR 1KM
	05-		R		04-0608		Ø 17,46	Alu, Cod. ID PR 1KB
	05-				54-0052	Fte	Ø 19,05	Pla
	05-				55-0057	Sachs	Ø 15,87	Alu
1.6 Eng. BAH (74kW)	03-		R		04-0679		Ø 19,05	Alu
	03-05				05-0404	Fte	Ø 20,64	Alu, +ABS
	03-05				05-0493	Fte	Ø 20,64	Alu, -ABS
	03-				54-0052	Fte	Ø 19,05	Pla
	03-				55-0057	Sachs	Ø 15,87	Alu
1.6 16v Eng. BTS (77kW)	06-		R		04-0679		Ø 19,05	Alu
	06-				54-0052	Fte	Ø 19,05	Pla
	06-				55-0057	Sachs	Ø 15,87	Alu
1.8 T. Cupra R Eng. BBU (132kW)	04-				55-0057	Sachs	Ø 15,87	Alu
1.8 T. FR Eng. BKV/ BJX (110kW)	03-				55-0057	Sachs	Ø 15,87	Alu
1.9 SDi Eng. ASY (47kW)	10/02-		R		04-0679		Ø 19,05	Alu
	02-05				05-0404	Fte	Ø 20,64	Alu, +ABS
	02-05				05-0493	Fte	Ø 20,64	Alu, -ABS
	02-				54-0052	Fte	Ø 19,05	Pla
	02-				55-0057	Sachs	Ø 15,87	Alu
1.9 TDi Eng. ASZ (96kW)	02-		R		04-0679		Ø 19,05	Alu
	02-05				05-0404	Fte	Ø 20,64	Alu, +ABS
	02-05				05-0493	Fte	Ø 20,64	Alu, -ABS
	02-				55-0057	Sachs	Ø 15,87	Alu
	02-				54-0051	Fte	Ø 19,05	Pla
1.9 TDi Eng. ATD (74kW)	02-		R		04-0679		Ø 19,05	Alu
	02-05				05-0404	Fte	Ø 20,64	Alu, +ABS
	02-05				05-0493	Fte	Ø 20,64	Alu, -ABS
	02-				54-0051	Fte	Ø 19,05	Pla
	02-				55-0057	Sachs	Ø 15,87	Alu

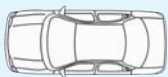






























		Spare Parts	F/R	L/R	METELLI ref.		DIMENSIONS mm.	NOTE
1.9 TDi Cupra R Eng. ARL (110kW)	04-05				<b>05-0404</b>	Fte	Ø 20,64	Alu, +ABS
	04-				<b>55-0057</b>	Sachs	Ø 15,87	Alu
1.9 TDi Cupra R Eng. BPX (118kW)	04-05				<b>05-0404</b>	Fte	Ø 20,64	Alu, +ABS
	04-				<b>55-0057</b>	Sachs	Ø 15,87	Alu
2.0 Eng. AZL (85kW)	02-				<b>54-0052</b>	Fte	Ø 19,05	Pla
	02-				<b>55-0057</b>	Sachs	Ø 15,87	Alu
<b>Ibiza V (6J5,1), Sportcoupé 7/08-</b>								
1.2 12v Eng. BXV / BZG (51kW)	08-				<b>54-0052</b>	Fte	Ø 19,05	Pla
1.4 16v Eng. BXW (63kW)	08-				<b>54-0052</b>	Fte	Ø 19,05	Pla
1.4 TDi Eng. BMS/ BNV (59kW)	08-		R		<b>04-0679</b>		Ø 19,05	Alu
	08-				<b>54-0052</b>	Fte	Ø 19,05	Pla
1.6 16v Eng. BTS (77kW)	08-		R		<b>04-0679</b>		Ø 19,05	Alu
1.9 TDi Eng. BLS (77kW)	08-		R		<b>04-0679</b>		Ø 19,05	Alu
1.9 TDi Eng. BXJ (66kW)	08-		R		<b>04-0679</b>		Ø 19,05	Alu
	08-				<b>54-0051</b>	Fte	Ø 19,05	Pla
<b>Leon I (1M1) 11/99-9/05</b>								
1.4 16v Eng. AHW/ AXP/ BCA (55kW)	11/99-				<b>05-0280</b>		Ø 23,81	-ESP
	11/99-00				<b>05-0295</b>	Ate	Ø 23,81	Alu, +ESP
	11/99-				<b>54-0026</b>		Ø 23,81	
1.4 16v Eng. APE (55kW)	11/99-				<b>55-0058</b>	Sachs	Ø 15,87	Pla
	11/99-				<b>05-0280</b>		Ø 23,81	-ESP
	11/99-00				<b>05-0295</b>	Ate	Ø 23,81	Alu, +ESP
1.6 16v Eng. APE (55kW)	11/99-				<b>54-0026</b>		Ø 23,81	
	11/99-				<b>54-0026</b>		Ø 23,81	
	11/99-				<b>55-0058</b>	Sachs	Ø 15,87	Pla
1.6 Eng. AEH/ AKL (74kW)	00-				<b>05-0536</b>	Ate	Ø 23,81	Alu, +ESP
	11/99-				<b>05-0280</b>		Ø 23,81	-ESP
	11/99-00				<b>05-0295</b>	Ate	Ø 23,81	Alu, +ESP
	11/99-				<b>54-0026</b>		Ø 23,81	
1.6 16v Eng. AUS/ AZD/ BCB (77kW)	11/99-				<b>54-0026</b>		Ø 23,81	
	11/99-				<b>55-0058</b>	Sachs	Ø 15,87	Pla
	11/99-				<b>05-0536</b>	Ate	Ø 23,81	Alu, +ESP
	11/99-				<b>05-0280</b>		Ø 23,81	-ESP
1.8 20v Eng. AGN/ APG (92kW)	11/99-00				<b>05-0295</b>	Ate	Ø 23,81	Alu, +ESP
	11/99-00				<b>54-0026</b>		Ø 23,81	
	11/99-				<b>55-0058</b>	Sachs	Ø 15,87	Pla
	11/99-				<b>05-0536</b>	Ate	Ø 23,81	Alu, +ESP
1.8 20v T. Eng. APP/ AUQ (132kW)	11/99-				<b>05-0280</b>		Ø 23,81	-ESP
	11/99-00				<b>05-0295</b>	Ate	Ø 23,81	Alu, +ESP
	11/99-				<b>55-0058</b>	Sachs	Ø 15,87	Pla
	11/99-				<b>05-0536</b>	Ate	Ø 23,81	Alu, +ESP
1.8 20v T4 Eng. AJQ/ ARY (132kW)	11/99-00				<b>05-0295</b>	Ate	Ø 23,81	Alu, +ESP
	11/99-				<b>55-0058</b>	Sachs	Ø 15,87	Pla
	11/99-				<b>05-0536</b>	Ate	Ø 23,81	Alu, +ESP
1.8 T. Cupra R Eng. AMK (154kW)	02-				<b>55-0058</b>	Sachs	Ø 15,87	Pla
1.8 T. Cupra R Eng. BAM (165kW)	03-05				<b>55-0058</b>	Sachs	Ø 15,87	Pla
1.9 SDi Eng. AGP/ AQM (50kW)	00-				<b>05-0536</b>	Ate	Ø 23,81	Alu, +ESP
	11/99-				<b>05-0280</b>		Ø 23,81	-ESP
	11/99-00				<b>05-0295</b>	Ate	Ø 23,81	Alu, +ESP
	11/99-				<b>54-0026</b>		Ø 23,81	
1.9 TDi Eng. AGR/ ALH (66kW)	11/99-				<b>55-0058</b>	Sachs	Ø 15,87	Pla
	11/99-				<b>05-0536</b>	Ate	Ø 23,81	Alu, +ESP
	11/99-00				<b>05-0280</b>		Ø 23,81	-ESP
	11/99-00				<b>05-0295</b>	Ate	Ø 23,81	Alu, +ESP
1.9 TDi Eng. AHF/ ASV (81kW)	11/99-00				<b>54-0056</b>		Ø 19,05	
	11/99-				<b>55-0058</b>	Sachs	Ø 15,87	Pla
	11/99-				<b>05-0536</b>	Ate	Ø 23,81	Alu, +ESP
1.9 TDi Eng. AHF/ ASV (81kW)	11/99-				<b>05-0280</b>		Ø 23,81	-ESP
	11/99-00				<b>05-0295</b>	Ate	Ø 23,81	Alu, +ESP
	11/99-00				<b>54-0056</b>		Ø 19,05	
	11/99-				<b>55-0058</b>	Sachs	Ø 15,87	Pla

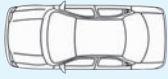









































		Spare Parts	F/R	L/R	METELLI ref.		DIMENSIONS mm.	NOTE
1.9 TDi Eng. ASZ (96kW)	03-03-05				<b>05-0536</b>	Ate	Ø 23,81	Alu, +ESP
					<b>55-0058</b>	Sachs	Ø 15,87	Pla
1.9 TDi, Syncro Eng. ARL (110kW)	01-01-01				<b>05-0536</b>	Ate	Ø 23,81	Alu, +ESP
					<b>55-0058</b>	Sachs	Ø 15,87	Pla
2.8 Cupra 4 Eng. AUE (150kW)	2/01-				<b>55-0058</b>	Sachs	Ø 15,87	Pla
<b>Leon II (1P1) 9/05-</b>								
1.4 16v Eng. BBY (55kW)	05-05-07				<b>54-0052</b>	Fte	Ø 19,05	Pla
					<b>55-0076</b>		Ø 15,87	
1.4 16v Eng. BXW (63kW)	07-07-07				<b>54-0052</b>	Fte	Ø 19,05	Pla
					<b>55-0076</b>		Ø 15,87	
1.4 TSi Eng. CAX (92kW)	07-07-07				<b>54-0052</b>	Fte	Ø 19,05	Pla
					<b>55-0076</b>		Ø 15,87	
1.6 Eng. BSE/ BSF (75kW)	05-05-05				<b>05-0534</b>	Ate	Ø 22,20	Ch -5P6031759, Alu
					<b>05-0535</b>	Bosch	Ø 22,20	Alu
					<b>05-0720</b>	Ate	Ø 22,20	Ch 5P6031760-, Alu
					<b>54-0052</b>	Fte	Ø 19,05	Pla
					<b>55-0076</b>		Ø 15,87	
1.6 16v Eng. AZD (77kW)	05-05-05				<b>54-0052</b>	Fte	Ø 19,05	Pla
					<b>55-0076</b>		Ø 15,87	
1.8 16v TFSI Eng. BYT/ BZB (118kW)	07-07-07				<b>05-0534</b>	Ate	Ø 22,20	Ch -5P6031759, Alu
					<b>05-0720</b>	Ate	Ø 22,20	Ch 5P6031760-, Alu
					<b>55-0076</b>		Ø 15,87	
1.8 T. 20v (132kW)	9/05-9/05-				<b>55-0076</b>		Ø 15,87	
1.8 T. 20v Eng. BAM (165kW)	9/05-9/05-				<b>55-0076</b>		Ø 15,87	
1.9 TDi Eng. AXR (74kW)	05-05-05				<b>54-0056</b>		Ø 19,05	
					<b>55-0058</b>	Sachs	Ø 15,87	Pla
1.9 TDi Eng. BKC/ BLS (77kW)	05-05-05				<b>05-0534</b>	Ate	Ø 22,20	Ch -5P6031759, Alu
					<b>05-0535</b>	Bosch	Ø 22,20	Alu
					<b>05-0720</b>	Ate	Ø 22,20	Ch 5P6031760-, Alu
					<b>55-0076</b>		Ø 15,87	
1.9 TDi Eng. BXF (66kW)	07-07-07				<b>55-0076</b>		Ø 15,87	
2.0 FSi Eng. BLR/ BLY/ BVY/ BVZ (110kW)	05-05-05				<b>05-0534</b>	Ate	Ø 22,20	Ch -5P6031759, Alu
					<b>05-0535</b>	Bosch	Ø 22,20	Alu
					<b>05-0720</b>	Ate	Ø 22,20	Ch 5P6031760-, Alu
					<b>55-0076</b>		Ø 15,87	
2.0 TDi Eng. AZV (100kW)	05-05-05				<b>55-0076</b>		Ø 15,87	
2.0 TDi Eng. BKD/ BMM (103kW)	05-05-05				<b>05-0534</b>	Ate	Ø 22,20	Ch -5P6031759, Alu
					<b>05-0535</b>	Bosch	Ø 22,20	Alu
					<b>05-0720</b>	Ate	Ø 22,20	Ch 5P6031760-, Alu
					<b>55-0076</b>		Ø 15,87	
2.0 TDi DPF Eng. BMN (125kW)	06-06-06				<b>05-0534</b>	Ate	Ø 22,20	Ch -5P6031759, Alu
					<b>05-0720</b>	Ate	Ø 22,20	Ch 5P6031760-, Alu
					<b>55-0076</b>		Ø 15,87	
2.0 TFSI Eng. BWA (136kW)	05-05-05				<b>05-0534</b>	Ate	Ø 22,20	Ch -5P6031759, Alu
					<b>05-0535</b>	Bosch	Ø 22,20	Alu
					<b>55-0076</b>		Ø 15,87	
2.0 TFSi Eng. BWA (147kW)	9/05-9/05-				<b>55-0076</b>		Ø 15,87	
2.0 TFSi Cupra Eng. BWJ (177kW)	06-06-12/06-				<b>05-0534</b>	Ate	Ø 22,20	Ch -5P6031759, Alu
					<b>05-0720</b>	Ate	Ø 22,20	Ch 5P6031760-, Alu
					<b>55-0076</b>		Ø 15,87	
<b>Malaga (023A) 11/84-12/93</b>								
1.2 Eng. 021A.1000 (44-46kW)	84-84-85		R		<b>04-0425</b>		Ø 17,46	
					<b>05-0024</b>		Ø 19,05	
					<b>05-0087</b>		Ø 20,64	
					<b>05-0059</b>		Ø 20,64	
					<b>09-0008</b>		Ø	Alu
					<b>09-0004</b>		Ø	Alu
1.2 i Eng. 021C.1000 (52kW)	89-89-89		R		<b>04-0425</b>		Ø 17,46	
					<b>05-0059</b>		Ø 20,64	
					<b>09-0004</b>		Ø	Alu
1.5 Eng. 021A.2000 (63kW)	85-85-86		R		<b>04-0425</b>		Ø 17,46	
					<b>05-0087</b>		Ø 20,64	
					<b>05-0059</b>		Ø 20,64	
					<b>09-0008</b>		Ø	Alu

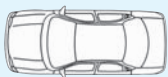








		Spare Parts	F/R	L/R	METELLI ref.		DIMENSIONS mm.	NOTE
1.5 Eng. 021A.2000 (63kW)	86-93				<b>09-0004</b>		Ø	Alu
1.5 i Eng. 021B.2000 (74kW)	87-93		R		<b>04-0156</b>		Ø 19,05	
	87-93				<b>05-0059</b>		Ø 20,64	
	87-93				<b>09-0004</b>		Ø	Alu
1.5 i Kat Eng. 021C.2000 (66kW)	86-93		R		<b>04-0425</b>		Ø 17,46	
	86-93				<b>05-0059</b>		Ø 20,64	
	86-93				<b>09-0004</b>		Ø	Alu
1.7 D Eng. 022A.5000 (40-42kW)	85-93		R		<b>04-0425</b>		Ø 17,46	
	85-86				<b>05-0087</b>		Ø 20,64	
	85-93				<b>05-0059</b>		Ø 20,64	
	85-86				<b>09-0008</b>		Ø	Alu
	86-93				<b>09-0004</b>		Ø	Alu
<b>Marbella (28) 8/86-10/98</b>								
0.8 Eng. 08NCA/ 100GB (25kW)	86-93		R		<b>04-0156</b>		Ø 19,05	
	86-88				<b>05-0028</b>		Ø 19,05	
	86-93				<b>09-0008</b>		Ø	Alu
0.9, Kat Eng. 08NCB/ 146A (30-32kW)	96-98		R		<b>04-0156</b>		Ø 19,05	
	96-98				<b>05-0028</b>		Ø 19,05	
	96-98				<b>09-0008</b>		Ø	Alu
0.9, Kat Eng. 09NCA/ B (29kW)	87-96		R		<b>04-0156</b>		Ø 19,05	
	87-88				<b>05-0028</b>		Ø 19,05	
	87-96				<b>09-0008</b>		Ø	Alu
<b>Panda (141A) 10/80-8/98</b>								
0.75, Kat, Van Eng. 156A4.000 (25kW)	86-97		R		<b>04-0156</b>		Ø 19,05	
	86-97		R		<b>04-0072</b>		Ø 19,05	Spain
	86-97				<b>05-0024</b>		Ø 19,05	
	86-97				<b>05-0057</b>		Ø 19,05	Spain
0.75, Kat, Van Eng. 141B.000 (25kW)	86-97		R		<b>04-0156</b>		Ø 19,05	
	86-97		R		<b>04-0072</b>		Ø 19,05	Spain
	86-97				<b>05-0024</b>		Ø 19,05	
	86-97				<b>05-0057</b>		Ø 19,05	Spain
	86-97				<b>09-0008</b>		Ø	Alu
0.8 Eng. 100GL6.000 (25kW)	81-82		R		<b>04-0073</b>		Ø 15,72	
	81-85		R		<b>04-0072</b>		Ø 19,05	Spain
	82-85		R		<b>04-0156</b>		Ø 19,05	
	81-82				<b>05-0014</b>		Ø 19,05	
	81-85				<b>05-0057</b>		Ø 19,05	Spain
	82-85				<b>05-0024</b>		Ø 19,05	
	81-82				<b>09-0005</b>		Ø	Alu, Incl. Spain
	82-85				<b>09-0008</b>		Ø	Alu
0.9 Eng. 100GL3.000/ 146A.000 (31-33kW)	80-82		R		<b>04-0073</b>		Ø 15,72	
	80-94		R		<b>04-0072</b>		Ø 19,05	Spain
	82-94		R		<b>04-0156</b>		Ø 19,05	
	80-82				<b>05-0014</b>		Ø 19,05	
	80-94				<b>05-0057</b>		Ø 19,05	Spain
	82-94				<b>05-0024</b>		Ø 19,05	
	80-82				<b>09-0005</b>		Ø	Alu, Incl. Spain
1.0 i.e. Kat, 4WD, Van Eng. 141C2.000 (33kW)	87-98		R		<b>04-0156</b>		Ø 19,05	
	87-98		R		<b>04-0072</b>		Ø 19,05	Spain
	87-98				<b>05-0024</b>		Ø 19,05	
	87-98				<b>05-0057</b>		Ø 19,05	Spain
	87-98				<b>09-0008</b>		Ø	Alu
1.0 i.e. Kat, 4WD, Van Eng. 156A2.246 (33kW)	87-98		R		<b>04-0156</b>		Ø 19,05	
	87-98		R		<b>04-0072</b>		Ø 19,05	Spain
	87-98				<b>05-0024</b>		Ø 19,05	
	87-98				<b>05-0057</b>		Ø 19,05	Spain
	87-98				<b>09-0008</b>		Ø	Alu
<b>Panda Trans 10/80-12/86</b>								
All models	80-86		R		<b>04-0595</b>		Ø 22,20	
	80-82				<b>05-0024</b>		Ø 19,05	
	82-86				<b>05-0028</b>		Ø 19,05	
	80-86				<b>09-0008</b>		Ø	Alu

			Spare Parts	F/R	L/R	METELLI ref.		DIMENSIONS mm.	NOTE
<b>Ritmo (138) 7/78-9/83</b>									
1.2 Eng. 021A.1000 (44-46kW)	78-83			R		04-0066		Ø 17,46	
	78-83					05-0014		Ø 19,05	
	78-83					05-0055		Ø 19,05	
	78-83					09-0001		Ø	Alu
1.4 (57kW)	78-83			R		04-0066		Ø 17,46	
	78-83			R		04-0156		Ø 19,05	CLX
	78-83					05-0014		Ø 19,05	
	78-83					05-0055		Ø 19,05	
	78-83					05-0024		Ø 19,05	CLX
	78-83					09-0001		Ø	Alu
1.7 D Eng. 022A.5000 (41kW)	79-83			R		04-0066		Ø 17,46	
	79-83					05-0014		Ø 19,05	
	79-83					05-0055		Ø 19,05	
<b>Ronda (022A) 6/82-11/88</b>									
1.2 Eng. 021A.1000 (44-46kW)	84-85			R		04-0161		Ø 17,46	
	85-86			R		04-0156		Ø 19,05	
	84-85					05-0024		Ø 19,05	
	85-86					05-0059		Ø 20,64	
	84-86					09-0004		Ø	Alu
1.2 Eng. 124B6.000 (47kW)	83-85			R		04-0161		Ø 17,46	
	83-85					05-0024		Ø 19,05	
	83-85					09-0004		Ø	Alu
1.4 Eng. 124B7.000 (54kW)	82-85			R		04-0161		Ø 17,46	
	85-88			R		04-0156		Ø 19,05	
	82-85					05-0024		Ø 19,05	
	85-86					05-0059		Ø 20,64	
	86-88					05-0087		Ø 20,64	
	82-88					09-0004		Ø	Alu
1.5 Eng. 021A.2000 (62-63kW)	84-85			R		04-0161		Ø 17,46	
	85-86			R		04-0156		Ø 19,05	
	84-85					05-0024		Ø 19,05	
	85-86					05-0059		Ø 20,64	
	86-12/86					05-0087		Ø 20,64	
1.6 Eng. 022A000/ 138AR6000 (68kW)	84-86					09-0004		Ø	Alu
	83-85			R		04-0161		Ø 17,46	
	83-85					05-0024		Ø 19,05	
1.7 D Eng. 022A.5000 (40-42kW)	83-85					09-0004		Ø	Alu
	82-85			R		04-0161		Ø 17,46	
	85-86			R		04-0156		Ø 19,05	
	82-85					05-0024		Ø 19,05	
	85-86					05-0059		Ø 20,64	
	86-12/86					05-0087		Ø 20,64	
82-86					09-0004		Ø	Alu	
<b>Sport Coupe 1/77-1/80</b>									
1.4 (56kW)	77-80			R		04-0072		Ø 19,05	
	77-80					05-0005		Ø 19,05	
<b>Terra (24) 2/87-12/96</b>									
1.3 D Eng. MN (33kW)	90-94			R		04-0595		Ø 22,20	
	90-94					05-0059		Ø 20,64	3p
	90-94					05-0087		Ø 20,64	5p
	90-94					09-0008		Ø	Alu
1.4 D Eng. 1W (35kW)	90-95			R		04-0595		Ø 22,20	
	90-95					05-0059		Ø 20,64	3p
	90-95					05-0087		Ø 20,64	5p
	90-95					09-0008		Ø	Alu
<b>Toledo I (1L) 5/91-3/99</b>									
1.6 i Eng. AFT (74kW)	96-99			R		04-0060		Ø 17,46	
	96-99			R		04-0608		Ø 17,46	Alu
						05-0207		Ø 20,64	Ch 1LZD101451-1LZD315000
						05-0277		Ø 20,64	Ch 1LZD101451-1LZD315000, Alu
	96-99					05-0059		Ø 20,64	Ch -1LZD101450
					05-0196	Luc	Ø 22,20	Ch 1LZD315001-, -ABS	
































		Spare Parts	F/R	L/R	METELLI ref.		DIMENSIONS mm.	NOTE
1.6 i Eng. AFT (74kW)	-99				<b>05-0302</b>	Luc	Ø 22,20	Ch 1LZD315001-, Alu, -ABS
1.6 i Eng. EZ/ ABN (54kW)	91-99		R		<b>04-0060</b>		Ø 17,46	
	91-99		R		<b>04-0608</b>		Ø 17,46	Alu
					<b>05-0207</b>		Ø 20,64	Ch 1LZD101451-1LZD315000
					<b>05-0277</b>		Ø 20,64	Ch 1LZD101451-1LZD315000, Alu
	9/91-99				<b>05-0059</b>		Ø 20,64	Ch -1LZD101450
	-99				<b>05-0196</b>	Luc	Ø 22,20	Ch 1LZD315001-, -ABS
	-99				<b>05-0302</b>	Luc	Ø 22,20	Ch 1LZD315001-, Alu, -ABS
1.6i Eng. 1F (52-54-55kW)	91-99		R		<b>04-0060</b>		Ø 17,46	
	91-99		R		<b>04-0608</b>		Ø 17,46	Alu
					<b>05-0207</b>		Ø 20,64	Ch 1LZD101451-1LZD315000
					<b>05-0277</b>		Ø 20,64	Ch 1LZD101451-1LZD315000, Alu
	9/91-99				<b>05-0059</b>		Ø 20,64	Ch -1LZD101450
	-9/98				<b>05-0196</b>	Luc	Ø 22,20	Ch 1LZD315001-, -ABS
	-9/98				<b>05-0302</b>	Luc	Ø 22,20	Ch 1LZD315001-, Alu, -ABS
1.8 16v Eng. KR (98kW)	91-99				<b>05-0599</b>	Ate	Ø 23,81	
	91-99				<b>54-0025</b>	Ate	Ø 23,81	Alu
1.8 16v Eng. PL (92kW)	91-99				<b>05-0599</b>	Ate	Ø 23,81	
	91-99				<b>54-0025</b>	Ate	Ø 23,81	Alu
1.8 i Eng. ABS/ ADZ (66kW)	93-96		R		<b>04-0060</b>		Ø 17,46	
	93-96		R		<b>04-0608</b>		Ø 17,46	Alu
	93-				<b>05-0207</b>		Ø 20,64	Ch -1LZD315000
	93-				<b>05-0277</b>		Ø 20,64	Ch -1LZD315000, Alu
	-96				<b>05-0196</b>	Luc	Ø 22,20	Ch 1LZD315001-, -ABS
	-96				<b>05-0302</b>	Luc	Ø 22,20	Ch 1LZD315001-, Alu, -ABS
	91-96		R		<b>04-0060</b>		Ø 17,46	
1.8 i Eng. RP (65kW)	91-96		R		<b>04-0608</b>		Ø 17,46	Alu
	9/91-96				<b>05-0207</b>		Ø 20,64	Ch -1LZD315000
	9/91-				<b>05-0277</b>		Ø 20,64	Ch -1LZD315000, Alu
	-96				<b>05-0196</b>	Luc	Ø 22,20	Ch 1LZD315001-, -ABS
	-96				<b>05-0302</b>	Luc	Ø 22,20	Ch 1LZD315001-, Alu, -ABS
	91-99		R		<b>04-0060</b>		Ø 17,46	
	91-99		R		<b>04-0608</b>		Ø 17,46	Alu
1.9 D Eng. 1Y (47-50kW)	9/91-				<b>05-0207</b>		Ø 20,64	Ch -1LZD315000
	9/91-				<b>05-0277</b>		Ø 20,64	Ch -1LZD315000, Alu
	-99				<b>05-0196</b>	Luc	Ø 22,20	Ch 1LZD315001-, -ABS
	-99				<b>05-0302</b>	Luc	Ø 22,20	Ch 1LZD315001-, Alu, -ABS
	91-99		R		<b>04-0060</b>		Ø 17,46	
	91-99		R		<b>04-0608</b>		Ø 17,46	Alu
	95-99		R		<b>04-0608</b>		Ø 17,46	Alu
1.9 SDi Eng. AEF/ AEY (47kW)	95-99				<b>05-0207</b>		Ø 20,64	Ch -1LZD315000
	95-99				<b>05-0277</b>		Ø 20,64	Ch -1LZD315000, Alu
	-99				<b>05-0196</b>	Luc	Ø 22,20	Ch 1LZD315001-, -ABS
	-99				<b>05-0302</b>	Luc	Ø 22,20	Ch 1LZD315001-, Alu, -ABS
	91-99		R		<b>04-0060</b>		Ø 17,46	
	91-99		R		<b>04-0608</b>		Ø 17,46	Alu
	9/91-				<b>05-0207</b>		Ø 20,64	Ch -1LZD315000
1.9 TD Eng. AAZ (50-55kW)	9/91-				<b>05-0277</b>		Ø 20,64	Ch -1LZD315000, Alu
	-99				<b>05-0196</b>	Luc	Ø 22,20	Ch 1LZD315001-, -ABS
	-99				<b>05-0302</b>	Luc	Ø 22,20	Ch 1LZD315001-, Alu, -ABS
	91-99		R		<b>04-0060</b>		Ø 17,46	Ch 1LZD315001-
	91-99		R		<b>04-0608</b>		Ø 17,46	Ch 1LZD315001-, Alu
	95-99				<b>05-0599</b>	Ate	Ø 23,81	+ABS
	-99				<b>05-0196</b>	Luc	Ø 22,20	Ch 1LZD315001-, -ABS
1.9 TDi Eng. AFN (81kW)	-99				<b>05-0302</b>	Luc	Ø 22,20	Ch 1LZD315001-, Alu, -ABS
	91-99		R		<b>04-0060</b>		Ø 17,46	Ch 1LZD315001-
	91-99		R		<b>04-0608</b>		Ø 17,46	Ch 1LZD315001-, Alu
	-99				<b>05-0196</b>	Luc	Ø 22,20	Ch 1LZD315001-, -ABS
	-99				<b>05-0302</b>	Luc	Ø 22,20	Ch 1LZD315001-, Alu, -ABS
2.0 i Eng. 2E/ AGG (85kW)	91-99				<b>05-0599</b>	Ate	Ø 23,81	
91-99				<b>54-0025</b>	Ate	Ø 23,81	Alu	
2.0 i 16v Eng. ABF (110kW)	93-99				<b>05-0599</b>	Ate	Ø 23,81	
	93-99				<b>54-0025</b>	Ate	Ø 23,81	Alu




		Spare Parts	F/R	L/R	METELLI ref.		DIMENSIONS mm.	NOTE
<b>Toledo II (1M2) 4/99-9/04</b>								
1.4 16v Eng. AHW/ AXP (55kW)	00-04				<b>05-0536</b>	Ate	Ø 23,81	Alu, +ESP
	99-00				<b>05-0295</b>	Ate	Ø 23,81	Alu, +ESP
	99-04				<b>05-0280</b>		Ø 23,81	-ESP
	99-04				<b>54-0026</b>		Ø 23,81	
	99-				<b>55-0058</b>	Sachs	Ø 15,87	Pla
1.6 Eng. AEH/ AKL (74kW)	00-				<b>05-0536</b>	Ate	Ø 23,81	Alu, +ESP
	99-00				<b>05-0280</b>		Ø 23,81	-ESP
	99-00				<b>05-0295</b>	Ate	Ø 23,81	Alu, +ESP
	99-00				<b>54-0026</b>		Ø 23,81	
	99-				<b>55-0058</b>	Sachs	Ø 15,87	Pla
1.6 16v Eng. AUS/ AZD/ BCB (77kW)	00-04				<b>05-0280</b>		Ø 23,81	-ESP
	00-04				<b>05-0536</b>	Ate	Ø 23,81	Alu, +ESP
	00-04				<b>54-0026</b>		Ø 23,81	
	00-04				<b>55-0058</b>	Sachs	Ø 15,87	Pla
1.8 20v Eng. AGN/ APG (92kW)	00-04				<b>05-0536</b>	Ate	Ø 23,81	Alu, +ESP
	99-00				<b>05-0295</b>	Ate	Ø 23,81	Alu, +ESP
	99-04				<b>05-0280</b>		Ø 23,81	-ESP
	4/99-9/04				<b>54-0056</b>		Ø 19,05	
	99-				<b>55-0058</b>	Sachs	Ø 15,87	Pla
1.8 20v T. Eng. AUQ (132kW)	01-04				<b>05-0280</b>		Ø 23,81	-ESP
	01-04				<b>05-0536</b>	Ate	Ø 23,81	Alu, +ESP
	01-04				<b>55-0058</b>	Sachs	Ø 15,87	Pla
1.9 SDi Eng. AQM (50kW)	99-04				<b>54-0026</b>		Ø 23,81	
	99-04				<b>55-0058</b>	Sachs	Ø 15,87	Pla
1.9 TDi Eng. AGR/ ALH (66kW)	00-04				<b>05-0536</b>	Ate	Ø 23,81	Alu, +ESP
	99-00				<b>05-0295</b>	Ate	Ø 23,81	Alu, +ESP
	99-04				<b>05-0280</b>		Ø 23,81	-ESP
	4/99-9/04				<b>54-0056</b>		Ø 19,05	
	99-				<b>55-0058</b>	Sachs	Ø 15,87	Pla
1.9 TDi Eng. AHF/ ASV (81kW)	00-04				<b>05-0536</b>	Ate	Ø 23,81	Alu, +ESP
	99-00				<b>05-0295</b>	Ate	Ø 23,81	Alu, +ESP
	99-04				<b>05-0280</b>		Ø 23,81	-ESP
	4/99-9/04				<b>54-0056</b>		Ø 19,05	
	99-				<b>55-0058</b>	Sachs	Ø 15,87	Pla
1.9 TDi Eng. ARL (110kW)	00-04				<b>05-0280</b>		Ø 23,81	-ESP
	00-04				<b>05-0536</b>	Ate	Ø 23,81	Alu, +ESP
	00-04				<b>55-0058</b>	Sachs	Ø 15,87	Pla
1.9 TDi Eng. ASZ (96kW)	03-				<b>05-0280</b>		Ø 23,81	-ESP
	03-				<b>05-0536</b>	Ate	Ø 23,81	Alu, +ESP
	03-				<b>55-0058</b>	Sachs	Ø 15,87	Pla
2.3 V5 Eng. AGZ (110kW)	00-01				<b>05-0536</b>	Ate	Ø 23,81	Alu, +ESP
	99-00				<b>05-0295</b>	Ate	Ø 23,81	Alu, +ESP
	99-01				<b>05-0280</b>		Ø 23,81	-ESP
	4/99-5/01				<b>54-0056</b>		Ø 19,05	
	99-				<b>55-0058</b>	Sachs	Ø 15,87	Pla
2.3 V5 20v Eng. AQN (125kW)	01-04				<b>05-0280</b>		Ø 23,81	-ESP
	01-04				<b>05-0536</b>	Ate	Ø 23,81	Alu, +ESP
	5/01-9/04				<b>54-0056</b>		Ø 19,05	
	01-04				<b>55-0058</b>	Sachs	Ø 15,87	Pla
<b>Toledo III (5P2) 10/04-</b>								
1.6 Eng. BGU (75kW)	04-				<b>05-0535</b>	Bosch	Ø 22,20	Alu
	04-				<b>05-0534</b>	Ate	Ø 22,20	Ch -5P6031759, Alu
	04-				<b>05-0720</b>	Ate	Ø 22,20	Ch 5P6031760-, Alu
	04-				<b>54-0052</b>	Fte	Ø 19,05	Pla
	04-				<b>55-0076</b>		Ø 15,87	
1.8 TFSi Eng. BYT/ BZB (118kW)	07-				<b>55-0076</b>		Ø 15,87	
1.9 TDi Eng. BKC/ BJB (77kW)	04-				<b>05-0535</b>	Bosch	Ø 22,20	Alu
	04-				<b>05-0534</b>	Ate	Ø 22,20	Ch -5P6031759, Alu
	04-				<b>05-0720</b>	Ate	Ø 22,20	Ch 5P6031760-, Alu
	04-				<b>55-0076</b>		Ø 15,87	
2.0 FSI Eng. BLR/ BLY (110kW)	04-				<b>05-0535</b>	Bosch	Ø 22,20	Alu
	04-				<b>05-0534</b>	Ate	Ø 22,20	Ch -5P6031759, Alu
	04-				<b>05-0720</b>	Ate	Ø 22,20	Ch 5P6031760-, Alu

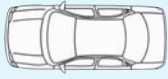














































		Spare Parts	F/R	L/R	METELLI ref.		DIMENSIONS mm.	NOTE
2.0 FSI Eng. BLR/ BLY (110kW)	04-				<b>55-0076</b>		Ø 15,87	
2.0 TDi Eng. AZV (100kW)	04-				<b>55-0076</b>		Ø 15,87	
2.0 TDi Eng. BKD (103kW)	04-				<b>05-0535</b>	Bosch	Ø 22,20	Alu
	04-				<b>05-0534</b>	Ate	Ø 22,20	Ch -5P6031759, Alu
	04-				<b>05-0720</b>	Ate	Ø 22,20	Ch 5P6031760-, Alu
	04-				<b>55-0076</b>		Ø 15,87	
2.0 TDi Eng. BMN (125kW)	06-				<b>55-0076</b>		Ø 15,87	
2.0 TFSi Eng. BWA (147kW)	05-06				<b>55-0076</b>		Ø 15,87	

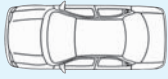














































## SEAT LCV

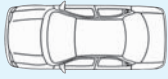

































<b>Inca (6K9) 11/95-</b>								
1.4 Eng. AEX/ AKV/ APQ (44kW)	95-		R		<b>04-0594</b>		Ø 20,64	Alu
	-03				<b>05-0482</b>	Bosch	Ø 22,20	Ch 9KX006001-, Alu, -ABS, RHD
	95-				<b>05-0196</b>	Luc	Ø 22,20	-ABS
	95-				<b>05-0302</b>	Luc	Ø 22,20	Alu, -ABS
1.4 Eng. AKK/ AUD (44kW)	95-		R		<b>04-0594</b>		Ø 20,64	Alu
	-03				<b>05-0482</b>	Bosch	Ø 22,20	Ch 9KX006001-, Alu, -ABS, RHD
	95-				<b>05-0196</b>	Luc	Ø 22,20	-ABS
	95-				<b>05-0302</b>	Luc	Ø 22,20	Alu, -ABS
1.4 Eng. ANW (44kW)	95-		R		<b>04-0594</b>		Ø 20,64	Alu
	-03				<b>05-0482</b>	Bosch	Ø 22,20	Ch 9KX006001-, Alu, -ABS, RHD
	95-				<b>05-0196</b>	Luc	Ø 22,20	-ABS
	95-				<b>05-0302</b>	Luc	Ø 22,20	Alu, -ABS
1.4 16v Eng. AUA (55kW)	00-		R		<b>04-0594</b>		Ø 20,64	Alu
	-03				<b>05-0482</b>	Bosch	Ø 22,20	Ch 9KX006001-, Alu, -ABS, RHD
	95-				<b>05-0196</b>	Luc	Ø 22,20	-ABS
1.6 i Eng. AEE (55kW)	95-				<b>05-0302</b>	Luc	Ø 22,20	Alu, -ABS
	95-		R		<b>04-0594</b>		Ø 20,64	Alu
	95-				<b>05-0196</b>	Luc	Ø 22,20	-ABS
1.6i Eng. 1F (52-54-55kW)	95-				<b>05-0302</b>	Luc	Ø 22,20	Alu, -ABS
	95-		R		<b>04-0594</b>		Ø 20,64	Alu
	95-				<b>05-0196</b>	Luc	Ø 22,20	-ABS
1.7 D Eng. AHB (42kW)	96-				<b>05-0302</b>	Luc	Ø 22,20	Alu, -ABS
	96-		R		<b>04-0594</b>		Ø 20,64	Alu
	96-				<b>05-0196</b>	Luc	Ø 22,20	-ABS
1.9 D Eng. 1Y (47kW)	96-				<b>05-0302</b>	Luc	Ø 22,20	Alu, -ABS
	95-		R		<b>04-0594</b>		Ø 20,64	Alu
	-03				<b>05-0482</b>	Bosch	Ø 22,20	Ch 9KX006001-, Alu, -ABS, RHD
	95-				<b>05-0196</b>	Luc	Ø 22,20	-ABS
	95-				<b>05-0302</b>	Luc	Ø 22,20	Alu, -ABS
1.9 SDi Eng. AEY/ AYQ (47kW)	95-				<b>54-0026</b>		Ø 23,81	
	95-		R		<b>04-0594</b>		Ø 20,64	Alu
	-03				<b>05-0482</b>	Bosch	Ø 22,20	Ch 9KX006001-, Alu, -ABS, RHD
	95-				<b>05-0196</b>	Luc	Ø 22,20	-ABS
	95-				<b>05-0302</b>	Luc	Ø 22,20	Alu, -ABS
1.9 TDi Eng. 1Z/ AHU/ ALH/ ANU (66kW)	95-				<b>54-0026</b>		Ø 23,81	
	96-		R		<b>04-0594</b>		Ø 20,64	Alu
	96-				<b>05-0196</b>	Luc	Ø 22,20	-ABS
	96-				<b>05-0302</b>	Luc	Ø 22,20	Alu, -ABS
<b>Terra (024A) Van 1/87-12/95</b>								
0.9, Kat Eng. 09NCA/ B (29kW)	87-90		R		<b>04-0595</b>		Ø 22,20	
	90-95		R		<b>04-0156</b>		Ø 19,05	
	87-88				<b>05-0028</b>		Ø 19,05	-Servo
	87-95				<b>05-0039</b>		Ø 20,64	+Servo
1.3 D Eng. MN (33kW)	90-92		R		<b>04-0156</b>		Ø 19,05	
	90-92				<b>05-0039</b>		Ø 20,64	+Servo
1.4 D Eng. 1W (35kW)	90-92		R		<b>04-0156</b>		Ø 19,05	
	90-92				<b>05-0039</b>		Ø 20,64	+Servo

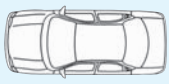

















































## SKODA

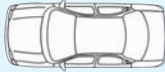






























<b>100 1/70-12/77</b>								
1.0 Eng. OHV (29-31kW)	70-77		R		<b>04-0619</b>		Ø 19,05	
<b>105 (744) 8/76-12/90</b>								
1.0 Eng. 742/ 10 (32-33kW)	76-90		R		<b>04-0114</b>		Ø 19,05	
	83-90				<b>05-0429</b>		Ø 19,05	+Servo

		Spare Parts	F/R	L/R	METELLI ref.		DIMENSIONS mm.	NOTE
1.05 Eng. 742/ 10 (34kW)	83-90				05-0429		Ø 19,05	+Servo
<b>110 12/69-3/82</b>								
1.1 L, Coupé Eng. OHV (33-35-38kW)	69-82		R		04-0619		Ø 19,05	
	69-82		R		04-0114		Ø 19,05	Coupé
<b>120 (744) 8/76-12/90</b>								
1.2 Eng. 742/ 12 (35kW)	87-90		R		04-0114		Ø 19,05	
	87-90				05-0429		Ø 19,05	+Servo
1.2 Eng. 742/ 12 (38kW)	76-90		R		04-0114		Ø 19,05	
	83-90				05-0429		Ø 19,05	+Servo
1.2 Eng. 742/ 12X (43kW)	76-90		R		04-0114		Ø 19,05	
	83-90				05-0429		Ø 19,05	+Servo
<b>130 2/85-10/91</b>								
1.3 Eng. 135-8 (43kW)	88-89		R		04-0619	Luc	Ø 19,05	
1.3 Eng. 742/ 13 (45kW)	85-86		R		04-0924	Luc	Ø 22,20	
	86-89		R		04-0619	Luc	Ø 19,05	
1.3 G, GL Eng. 781136 (46kW)	88-91		R		04-0619		Ø 19,05	
1.3 GL (39kW)	87-91		R		04-0619		Ø 19,05	
	87-91				05-0429		Ø 19,05	
<b>Fabia I (6Y2, 3, 5), SW 12/99-5/07</b>								
1.0 (Exc. SW) Eng. AQV/ ARV/ ATY (37kW)	99-02		R		04-0679		Ø 19,05	Alu
	99-02				05-0400		Ø 20,64	Alu, +ABS, +PS
	00-02				05-0493	Fte	Ø 20,64	Alu, -ABS
	99-02				05-0537	Fte	Ø 19,05	Alu, +ABS, -PS
	99-02				55-0057	Sachs	Ø 15,87	Alu
1.2 Eng. AWY/ BMD (40kW)	02-		R		04-0679		Ø 19,05	Alu
	02-				05-0493	Fte	Ø 20,64	Alu, -ABS, +PS
	02-				05-0537	Fte	Ø 19,05	Alu, +ABS, -PS
	02-				54-0052	Fte	Ø 19,05	Pla
	02-				55-0057	Sachs	Ø 15,87	Alu
1.2, Praktik Eng. AZQ/ BME (47kW)	03-		R		04-0679		Ø 19,05	Alu
	03-				05-0493	Fte	Ø 20,64	Alu, -ABS, +PS
	03-				05-0537	Fte	Ø 19,05	Alu, +ABS, -PS
	03-				54-0052	Fte	Ø 19,05	Pla
	03-				55-0057	Sachs	Ø 15,87	Alu
1.4 Eng. AME/ AQW/ ATZ (50kW)	00-		R		04-0679		Ø 19,05	Alu
	00-				05-0400		Ø 20,64	Alu, +ABS, +PS
	00-				05-0493	Fte	Ø 20,64	Alu, -ABS, +PS
	00-				05-0537	Fte	Ø 19,05	Alu, +ABS, -PS
	00-				55-0057	Sachs	Ø 15,87	Alu
1.4 Eng. AZE/ AZF (44kW)	00-		R		04-0679		Ø 19,05	Alu
	00-				05-0400		Ø 20,64	Alu, +ABS, +PS
	00-				05-0493	Fte	Ø 20,64	Alu, -ABS, +PS
	00-				05-0537	Fte	Ø 19,05	Alu, +ABS, -PS
	00-				55-0057	Sachs	Ø 15,87	Alu
1.4 16v Eng. AUA/ BBY / BKY (55kW)	99-		R		04-0679		Ø 19,05	Alu
	99-				05-0400		Ø 20,64	Alu, +ABS, +PS
	99-				05-0404	Fte	Ø 20,64	Alu, +ABS, -PS
	99-				05-0493	Fte	Ø 20,64	Alu, -ABS, +PS
	99-				05-0537	Fte	Ø 19,05	Alu, +ABS, -PS
	99-				54-0052	Fte	Ø 19,05	Pla
	99-				55-0057	Sachs	Ø 15,87	Alu
1.4 16v Eng. AUB/ BBZ (74kW)	99-		R		04-0679		Ø 19,05	Alu
	99-				05-0400		Ø 20,64	Alu, +ABS, +PS
	99-				05-0404	Fte	Ø 20,64	Alu, +ABS, -PS
	99-				05-0493	Fte	Ø 20,64	Alu, -ABS, +PS
	99-				05-0537	Fte	Ø 19,05	Alu, +ABS, -PS
	99-				54-0052	Fte	Ø 19,05	Pla
	99-				55-0057	Sachs	Ø 15,87	Alu
1.4 TDi Eng. AMF (55kW)	03-		R		04-0679		Ø 19,05	Alu
	03-				05-0493	Fte	Ø 20,64	Alu, -ABS, +PS
	03-				05-0537	Fte	Ø 19,05	Alu, +ABS, -PS
	03-				54-0051	Fte	Ø 19,05	Pla
	03-				55-0057	Sachs	Ø 15,87	Alu

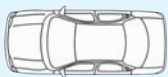









































		Spare Parts	F/R	L/R	METELLI ref.		DIMENSIONS mm.	NOTE
1.4 TDi Eng. BNM (51kW)	05-		R		<b>04-0679</b>		Ø 19,05	Alu
	05-				<b>05-0404</b>	Fte	Ø 20,64	Alu, +ABS, -PS
	05-				<b>05-0493</b>	Fte	Ø 20,64	Alu, -ABS, +PS
	05-				<b>05-0537</b>	Fte	Ø 19,05	Alu, +ABS, -PS
1.4 TDi Eng. BNV (59kW)	05-		R		<b>04-0679</b>		Ø 19,05	Alu
	05-				<b>05-0404</b>	Fte	Ø 20,64	Alu, +ABS, -PS
	05-				<b>05-0493</b>	Fte	Ø 20,64	Alu, -ABS, +PS
	05-				<b>05-0537</b>	Fte	Ø 19,05	Alu, +ABS, -PS
1.9 SDi, Praktik Eng. ASY (47kW)	99-		R		<b>04-0679</b>		Ø 19,05	Alu
	99-				<b>05-0400</b>		Ø 20,64	Alu, +ABS, +PS
	99-				<b>05-0404</b>	Fte	Ø 20,64	Alu, +ABS, -PS
	99-				<b>05-0493</b>	Fte	Ø 20,64	Alu, -ABS, +PS
	99-				<b>05-0537</b>	Fte	Ø 19,05	Alu, +ABS, -PS
	99-				<b>54-0052</b>	Fte	Ø 19,05	Pla
	99-				<b>55-0057</b>	Sachs	Ø 15,87	Alu
1.9 TDi Eng. ATD (74kW)	00-		R		<b>04-0679</b>		Ø 19,05	Alu
	00-				<b>05-0404</b>	Fte	Ø 20,64	Alu, +ABS, -PS
	00-				<b>05-0493</b>	Fte	Ø 20,64	Alu, -ABS, +PS
	00-				<b>05-0537</b>	Fte	Ø 19,05	Alu, +ABS, -PS
	00-				<b>54-0051</b>	Fte	Ø 19,05	Pla
	00-				<b>55-0057</b>	Sachs	Ø 15,87	Alu
1.9 TDi (Exc. SW) Eng. ASZ (96kW)	03-				<b>05-0404</b>	Fte	Ø 20,64	Alu, +ABS, -PS
	03-				<b>05-0493</b>	Fte	Ø 20,64	Alu, -ABS, +PS
	03-				<b>05-0537</b>	Fte	Ø 19,05	Alu, +ABS, -PS
	03-				<b>55-0057</b>	Sachs	Ø 15,87	Alu
2.0 Eng. AQY/ AZL/ AZH (85kW)	99-				<b>54-0052</b>	Fte	Ø 19,05	Pla, Eng. AZL
	99-				<b>55-0057</b>	Sachs	Ø 15,87	Alu
<b>Fabia II (5J2) 5/07-</b>								
1.2 Eng. BBM (44kW)	07-		R		<b>04-0679</b>		Ø 19,05	Alu
	07-				<b>05-0493</b>	Fte	Ø 20,64	Alu
	07-				<b>05-0404</b>	Fte	Ø 20,64	Alu, +ABS
1.2 12v Eng. BZG (51kW)	07-				<b>05-0404</b>		Ø 20,64	Alu, +ABS
1.4 16v Eng. BXW (63kW)	07-				<b>05-0404</b>		Ø 20,64	Alu, +ABS
1.4 TDi Eng. BMS/ BNV (59kW)	07-		R		<b>04-0679</b>		Ø 19,05	Alu
	07-				<b>05-0404</b>	Fte	Ø 20,64	Alu, +ABS
	07-				<b>05-0493</b>	Fte	Ø 20,64	Alu, -ABS
1.4 TDi Eng. BNM (51kW)	07-		R		<b>04-0679</b>		Ø 19,05	Alu
	07-				<b>05-0404</b>	Fte	Ø 20,64	Alu, +ABS
	07-				<b>05-0493</b>	Fte	Ø 20,64	Alu, -ABS
1.6 16v Eng. BTS (77kW)	07-				<b>05-0404</b>		Ø 20,64	Alu, +ABS
1.9 TDi Eng. BLS/ BSW (77kW)	07-				<b>05-0404</b>		Ø 20,64	Alu, +ABS
<b>Favorit (781) 5/89-9/94</b>								
1.3 Eng. 136B (50kW)	1/94-9/94		R		<b>04-0680</b>		Ø 19,05	
1.3 Eng. 136L (45kW)	1/93-94		R		<b>04-0680</b>		Ø 19,05	
	90-92		R		<b>04-0619</b>		Ø 19,05	
	90-94				<b>05-0429</b>		Ø 19,05	
1.3 Eng. 781.135 (42kW)	91-94		R		<b>04-0924</b>	Luc	Ø 22,20	
	91-94				<b>05-0429</b>		Ø 19,05	
1.3 Eng. 781.135 (43kW)	89-94		R		<b>04-0924</b>	Luc	Ø 22,20	
	89-94				<b>05-0429</b>		Ø 19,05	
1.3 Eng. 781.135 (44kW)	90-94		R		<b>04-0924</b>	Luc	Ø 22,20	
	90-94				<b>05-0429</b>		Ø 19,05	
1.3 Eng. 781.135E (40kW)	90-92		R		<b>04-0619</b>		Ø 19,05	
	93-94		R		<b>04-0680</b>		Ø 19,05	
	90-94				<b>05-0429</b>		Ø 19,05	
<b>Favorit Forman (785) 8/91-6/95</b>								
1.3 Eng. 136B (50kW)	94-95		R		<b>04-0680</b>		Ø 19,05	
1.3 Eng. 781.135 (40-42-43-44kW)	91-92		R		<b>04-0619</b>		Ø 19,05	
	93-9/94		R		<b>04-0680</b>		Ø 19,05	
1.3 Eng. 781.135E (40kW)	92-95		R		<b>04-0680</b>		Ø 19,05	
1.3 Eng. OHC (45kW)	91-92		R		<b>04-0619</b>		Ø 19,05	
	93-95		R		<b>04-0680</b>		Ø 19,05	
1.6, 16v (50-55kW)	92-95		R		<b>04-0349</b>		Ø 19,05	A/T
	92-95		R		<b>04-0594</b>		Ø 20,64	Alu, M/T

		Spare Parts	F/R	L/R	METELLI ref.		DIMENSIONS mm.	NOTE
1.9 SDI, TD (46-66kW)	92-95		R		04-0349		Ø 19,05	A/T
	92-95		R		04-0594		Ø 20,64	Alu, M/T
<b>Favorit Pick-Up (787) 12/92-6/97</b>								
1.3 Eng. 135B (40kW)	92-97		R		04-0705	Luc	Ø 22,22	
1.3 Eng. 136B (50kW)	92-97		R		04-0705	Luc	Ø 22,22	
1.3 Eng. 781.135 (40-42-43kW)	92-97		R		04-0705	Luc	Ø 22,22	
<b>Felicia I (6U1, 6U5), SW 10/94-3/98</b>								
1.3 Eng. 135B/ AMG (40kW)	94-98		R		04-0680		Ø 19,05	+ABS
	94-98		R		04-0705	Luc	Ø 22,22	-ABS
	94-98				05-0494	Ate	Ø 23,81	Alu, +ABS
	94-98				05-0196	Luc	Ø 22,20	-ABS
1.3 Eng. 135L/ AMJ (43kW)	94-98		R		04-0680		Ø 19,05	
	94-98				05-0494	Ate	Ø 23,81	Alu, +ABS
1.3 Eng. AMH/ 136B (50kW)	94-98		R		04-0680		Ø 19,05	+ABS
	94-98		R		04-0705	Luc	Ø 22,22	-ABS
	94-98				05-0494	Ate	Ø 23,81	Alu, +ABS
	94-98				05-0196	Luc	Ø 22,20	-ABS
1.6 Eng. AEE (55kW)	95-98		R		04-0680		Ø 19,05	+ABS
	95-98		R		04-0705	Luc	Ø 22,22	-ABS
	95-98				05-0494	Ate	Ø 23,81	Alu, +ABS
	95-98				05-0196	Luc	Ø 22,20	-ABS
1.9 D Eng. AEF (47kW)	95-98		R		04-0680		Ø 19,05	+ABS
	95-98		R		04-0705	Luc	Ø 22,22	-ABS
	95-98				05-0494	Ate	Ø 23,81	Alu, +ABS
	95-98				05-0196	Luc	Ø 22,20	-ABS
<b>Felicia I (797) Pick-Up 1/95-2/98</b>								
1.3 Eng. 135M (40kW)	95-98		R		04-0680		Ø 19,05	+ABS
	95-98		R		04-0705	Luc	Ø 22,22	-ABS
	95-98				05-0494	Ate	Ø 23,81	Alu, +ABS
	95-98				05-0196	Luc	Ø 22,20	-ABS
1.3 Eng. 136B/ 136M (50kW)	95-98		R		04-0680		Ø 19,05	+ABS
	95-98		R		04-0705	Luc	Ø 22,22	-ABS
	95-98				05-0494	Ate	Ø 23,81	Alu, +ABS
	95-98				05-0196	Luc	Ø 22,20	-ABS
1.6 Eng. AEE (55kW)	95-98		R		04-0680		Ø 19,05	+ABS
	95-98		R		04-0705	Luc	Ø 22,22	-ABS
	95-98				05-0494	Ate	Ø 23,81	Alu, +ABS
	95-98				05-0196	Luc	Ø 22,20	-ABS
1.9 D Eng. AEF (47kW)	95-98		R		04-0680		Ø 19,05	+ABS
	95-98		R		04-0705	Luc	Ø 22,22	-ABS
	95-98				05-0494	Ate	Ø 23,81	Alu, +ABS
	95-98				05-0196	Luc	Ø 22,20	-ABS
<b>Felicia II (6U1, 6U5), SW 3/98-6/01</b>								
1.3 Eng. AMH (50kW)	98-01		R		04-0680		Ø 19,05	
	98-01				05-0196	Luc	Ø 22,20	-ABS
1.3 (Exc. SW) Eng. AMG (40kW)	98-01		R		04-0680		Ø 19,05	
	98-01				05-0196	Luc	Ø 22,20	-ABS
1.3 (Exc. SW) Eng. AMJ (43kW)	98-01		R		04-0680		Ø 19,05	
	98-01				05-0196	Luc	Ø 22,20	-ABS
1.6 Eng. AEE (55kW)	98-01		R		04-0680		Ø 19,05	
	98-01				05-0196	Luc	Ø 22,20	-ABS
1.9 D Eng. AEF (47kW)	98-01		R		04-0706	Luc	Ø 20,64	
	98-01				05-0196	Luc	Ø 22,20	-ABS
<b>Octavia II (1U2, 1U5), SW 9/96-6/04</b>								
1.4 Eng. AXP/ BCA (55kW)	00-04		R		04-0679		Ø 19,05	Alu, A/T
	00-04		R		04-0594		Ø 20,64	Alu, M/T
	00-04				05-0280		Ø 23,81	Ch -1U1530143, -ESP, LHD
	00-04				05-0536	Ate	Ø 23,81	Alu, +ESP, LHD
	00-04				54-0026		Ø 23,81	
00-04				55-0058	Sachs	Ø 15,87	Pla	
1.4 (Exc. SW) Eng. AMD (44kW)	99-04		R		04-0679		Ø 19,05	Alu, A/T
	99-04		R		04-0594		Ø 20,64	Alu, M/T
	8/00-				05-0536	Ate	Ø 23,81	Alu, +ESP, LHD
	99-04				05-0280		Ø 23,81	Ch -1U1530143, -ESP, LHD


















		Spare Parts	F/R	L/R	METELLI ref.		DIMENSIONS mm.	NOTE
1.4 (Exc. SW) Eng. AMD (44kW)	99-8/00				<b>05-0295</b>	Ate	Ø 23,81	Alu, +ESP, LHD
	99-04				<b>55-0058</b>	Sachs	Ø 15,87	Pla
1.6 Eng. AEE (55kW)	96-04		R		<b>04-0349</b>		Ø 19,05	A/T, LHD
	96-04		R		<b>04-0679</b>		Ø 19,05	Alu, A/T, LHD
	96-04		R		<b>04-0594</b>		Ø 20,64	Alu, M/T, LHD
	8/00-				<b>05-0536</b>	Ate	Ø 23,81	Alu, +ESP, LHD
	96-04				<b>05-0280</b>		Ø 23,81	Ch -1U1530143, -ESP, LHD
	96-8/00				<b>05-0295</b>	Ate	Ø 23,81	Alu, +ESP, LHD
	96-04				<b>54-0026</b>		Ø 23,81	
	96-04				<b>55-0058</b>	Sachs	Ø 15,87	Pla
1.6 Eng. AEH/ AKL/ APF (74kW)	97-04		R		<b>04-0679</b>		Ø 19,05	Alu, A/T
	97-04		R		<b>04-0594</b>		Ø 20,64	Alu, M/T
	8/00-				<b>05-0536</b>	Ate	Ø 23,81	Alu, +ESP, LHD
	97-04				<b>05-0280</b>		Ø 23,81	Ch -1U1530143, -ESP, LHD
	97-8/00				<b>05-0295</b>	Ate	Ø 23,81	Alu, +ESP, LHD
	97-04				<b>54-0026</b>		Ø 23,81	
	97-04				<b>55-0058</b>	Sachs	Ø 15,87	Pla
1.6 Eng. AVU (75kW)	00-04		R		<b>04-0679</b>		Ø 19,05	Alu, A/T
	00-04		R		<b>04-0594</b>		Ø 20,64	Alu, M/T
	00-04				<b>05-0280</b>		Ø 23,81	Ch -1U1530143, -ESP, LHD
	00-04				<b>05-0536</b>	Ate	Ø 23,81	Alu, +ESP, LHD
	00-04				<b>54-0026</b>		Ø 23,81	
	00-04				<b>55-0058</b>	Sachs	Ø 15,87	Pla
1.8 20v Eng. AGN (92kW)	8/00-				<b>05-0536</b>	Ate	Ø 23,81	Alu, +ESP, LHD
	96-04				<b>05-0280</b>		Ø 23,81	Ch -1U1530143, -ESP, LHD
	96-8/00				<b>05-0295</b>	Ate	Ø 23,81	Alu, +ESP, LHD
	9/96-6/04				<b>54-0056</b>		Ø 19,05	
	96-04				<b>55-0058</b>	Sachs	Ø 15,87	Pla
1.8 T. RS Eng. AUQ (132kW)	5/01-6/04				<b>54-0056</b>		Ø 19,05	
	01-04				<b>55-0058</b>	Sachs	Ø 15,87	Pla
1.8 T., 4WD Eng. AGU/ ARX/ ARZ/ AUM (110kW)	8/00-				<b>05-0536</b>	Ate	Ø 23,81	Alu, +ESP, LHD
	97-04				<b>05-0280</b>		Ø 23,81	Ch -1U1530143, -ESP, LHD
	97-8/00				<b>05-0295</b>	Ate	Ø 23,81	Alu, +ESP, LHD
	8/97-6/04				<b>54-0056</b>		Ø 19,05	
	97-04				<b>55-0058</b>	Sachs	Ø 15,87	Pla
1.9 SDi Eng. AGP/ AQM (50kW)	97-04		R		<b>04-0679</b>		Ø 19,05	Alu, A/T
	97-04		R		<b>04-0594</b>		Ø 20,64	Alu, M/T
	8/00-				<b>05-0536</b>	Ate	Ø 23,81	Alu, +ESP, LHD
	97-04				<b>05-0280</b>		Ø 23,81	Ch -1U1530143, -ESP, LHD
	97-8/00				<b>05-0295</b>	Ate	Ø 23,81	Alu, +ESP, LHD
	97-04				<b>54-0026</b>		Ø 23,81	
97-04				<b>55-0058</b>	Sachs	Ø 15,87	Pla	
1.9 SDi (Exc. SW) Eng. AEY (47kW)	96-04		R		<b>04-0349</b>		Ø 19,05	A/T, LHD
	96-04		R		<b>04-0679</b>		Ø 19,05	Alu, A/T, LHD
	96-04		R		<b>04-0594</b>		Ø 20,64	Alu, M/T, LHD
	8/00-				<b>05-0536</b>	Ate	Ø 23,81	Alu, +ESP, LHD
	96-04				<b>05-0280</b>		Ø 23,81	Ch -1U1530143, -ESP, LHD
	96-8/00				<b>05-0295</b>	Ate	Ø 23,81	Alu, +ESP, LHD
	96-04				<b>55-0058</b>	Sachs	Ø 15,87	Pla
1.9 TDi Eng. AHF/ ASV (81kW)	8/00-				<b>05-0536</b>	Ate	Ø 23,81	Alu, +ESP, LHD
	97-04				<b>05-0280</b>		Ø 23,81	Ch -1U1530143, -ESP, LHD
	97-8/00				<b>05-0295</b>	Ate	Ø 23,81	Alu, +ESP, LHD
	8/97-6/04				<b>54-0056</b>		Ø 19,05	
	97-04				<b>55-0058</b>	Sachs	Ø 15,87	Pla
1.9 TDi Eng. ASZ (96kW)	03-04				<b>05-0280</b>		Ø 23,81	Ch -1U1530143, -ESP, LHD
	03-04				<b>05-0536</b>	Ate	Ø 23,81	Alu, +ESP, LHD
	03-04				<b>55-0058</b>	Sachs	Ø 15,87	Pla
1.9 TDi 4WD SW Eng. ATD/ AXR (74kW)	00-04				<b>05-0280</b>		Ø 23,81	Ch -1U1530143, -ESP, LHD
	00-04				<b>05-0536</b>	Ate	Ø 23,81	Alu, +ESP, LHD
	00-04				<b>55-0058</b>	Sachs	Ø 15,87	Pla
1.9 TDi, 4WD Eng. AGR/ ALH (66kW)	96-04		R		<b>04-0679</b>		Ø 19,05	Alu, A/T
	96-04		R		<b>04-0594</b>		Ø 20,64	Alu, M/T
	96-04		R		<b>04-0349</b>		Ø 19,05	A/T
	8/00-				<b>05-0536</b>	Ate	Ø 23,81	Alu, +ESP, LHD

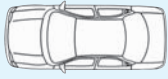


































		Spare Parts	F/R	L/R	METELLI ref.		DIMENSIONS mm.	NOTE
1.9 TDi, 4WD Eng. AGR/ ALH (66kW)	96-04				<b>05-0280</b>		Ø 23,81	Ch -1U1530143, -ESP, LHD
	96-8/00				<b>05-0295</b>	Ate	Ø 23,81	Alu, +ESP, LHD
	9/96-6/04				<b>54-0056</b>		Ø 19,05	
	96-04				<b>55-0058</b>	Sachs	Ø 15,87	Pla
2.0 SW Eng. ATF (88kW)	00-04				<b>05-0280</b>		Ø 23,81	Ch -1U1530143, -ESP, LHD
	00-8/00				<b>05-0295</b>	Ate	Ø 23,81	Alu, +ESP, LHD
	8/00-				<b>05-0536</b>	Ate	Ø 23,81	Alu, +ESP, LHD
	00-04				<b>55-0058</b>	Sachs	Ø 15,87	Pla
2.0, 4WD Eng. AEG/ APK/ AQY/ AZH/ AZJ (85kW)	4/99-04				<b>05-0280</b>		Ø 23,81	Ch -1U1530143, -ESP, LHD
	4/99-8/00				<b>05-0295</b>	Ate	Ø 23,81	Alu, +ESP, LHD
	8/00-				<b>05-0536</b>	Ate	Ø 23,81	Alu, +ESP, LHD
	4/99-6/04				<b>54-0056</b>		Ø 19,05	
	4/99-04				<b>55-0058</b>	Sachs	Ø 15,87	Pla
<b>Octavia III (1Z3, 1Z5), SW 6/04-</b>								
1.4 Eng. BUD (59kW)	04-				<b>05-0535</b>	Bosch	Ø 22,20	Ch -1Z6173091, Alu
	04-				<b>05-0721</b>	Bosch	Ø 22,20	Ch 1Z6173092-, Alu
	07-				<b>05-0534</b>	Ate	Ø 22,20	Ch -1Z6217091, Alu
	07-				<b>05-0720</b>	Ate	Ø 22,20	Ch 1Z6217092-, Alu
	2/07-				<b>55-0076</b>		Ø 15,87	
1.4 (Exc. SW) Eng. AXP/ BCA (55kW)	04-		R		<b>04-0594</b>		Ø 20,64	Alu
	04-				<b>05-0534</b>	Ate	Ø 22,20	Ch -1Z6217091, Alu
	04-				<b>05-0720</b>	Ate	Ø 22,20	Ch 1Z6217092-, Alu
	04-				<b>05-0535</b>	Bosch	Ø 22,20	Ch -1Z6173091, Alu
	04-				<b>05-0721</b>	Bosch	Ø 22,20	Ch 1Z6173092-, Alu
	6/04-				<b>55-0076</b>		Ø 15,87	
1.6 Eng. BGU (75kW)	04-				<b>05-0534</b>	Ate	Ø 22,20	Ch -1Z6217091, Alu
	04-				<b>05-0720</b>	Ate	Ø 22,20	Ch 1Z6217092-, Alu
	04-				<b>05-0535</b>	Bosch	Ø 22,20	Ch -1Z6173091, Alu
	04-				<b>05-0721</b>	Bosch	Ø 22,20	Ch 1Z6173092-, Alu
	6/04-				<b>55-0076</b>		Ø 15,87	
1.6 FSI Eng. BLF (85kW)	04-				<b>05-0534</b>	Ate	Ø 22,20	Ch -1Z6217091, Alu
	04-				<b>05-0720</b>	Ate	Ø 22,20	Ch 1Z6217092-, Alu
	04-				<b>05-0535</b>	Bosch	Ø 22,20	Ch -1Z6173091, Alu
	04-				<b>05-0721</b>	Bosch	Ø 22,20	Ch 1Z6173092-, Alu
	04-				<b>55-0076</b>		Ø 15,87	
1.9 TDi Eng. BKC/ BJB (77kW)	04-				<b>05-0534</b>	Ate	Ø 22,20	Ch -1Z6217091, Alu
	04-				<b>05-0720</b>	Ate	Ø 22,20	Ch 1Z6217092-, Alu
	04-				<b>05-0535</b>	Bosch	Ø 22,20	Ch -1Z6173091, Alu
	04-				<b>05-0721</b>	Bosch	Ø 22,20	Ch 1Z6173092-, Alu
1.9 TDi 4WD SW Eng. BKC/ BJB (77kW)	6/04-				<b>55-0076</b>		Ø 15,87	
	04-				<b>05-0534</b>	Ate	Ø 22,20	Ch -1Z6217091, Alu
	04-				<b>05-0720</b>	Ate	Ø 22,20	Ch 1Z6217092-, Alu
	04-				<b>05-0535</b>	Bosch	Ø 22,20	Ch -1Z6173091, Alu
	04-				<b>05-0721</b>	Bosch	Ø 22,20	Ch 1Z6173092-, Alu
2.0 16v TFSi RS Eng. BWA (147kW)	11/04-				<b>55-0076</b>		Ø 15,87	
	04-				<b>05-0534</b>	Ate	Ø 22,20	Ch -1Z6217091, Alu
	04-				<b>05-0720</b>	Ate	Ø 22,20	Ch 1Z6217092-, Alu
	04-				<b>05-0535</b>	Bosch	Ø 22,20	Ch -1Z6173091, Alu
	04-				<b>05-0721</b>	Bosch	Ø 22,20	Ch 1Z6173092-, Alu
2.0 FSI Eng. BLR/ BLY (110kW)	6/04-				<b>55-0076</b>		Ø 15,87	
	04-				<b>05-0534</b>	Ate	Ø 22,20	Ch -1Z6217091, Alu
	04-				<b>05-0720</b>	Ate	Ø 22,20	Ch 1Z6217092-, Alu
	04-				<b>05-0535</b>	Bosch	Ø 22,20	Ch -1Z6173091, Alu
	04-				<b>05-0721</b>	Bosch	Ø 22,20	Ch 1Z6173092-, Alu
2.0 FSI 4WD SW Eng. BLR/ BLY (110kW)	11/04-				<b>55-0076</b>		Ø 15,87	
	04-				<b>05-0534</b>	Ate	Ø 22,20	Ch -1Z6217091, Alu
	04-				<b>05-0720</b>	Ate	Ø 22,20	Ch 1Z6217092-, Alu
	04-				<b>05-0535</b>	Bosch	Ø 22,20	Ch -1Z6173091, Alu
	04-				<b>05-0721</b>	Bosch	Ø 22,20	Ch 1Z6173092-, Alu
2.0 TDi Eng. BKD (103kW)	11/04-				<b>55-0076</b>		Ø 15,87	
	04-				<b>05-0534</b>	Ate	Ø 22,20	Ch -1Z6217091, Alu
	04-				<b>05-0720</b>	Ate	Ø 22,20	Ch 1Z6217092-, Alu
	04-				<b>05-0535</b>	Bosch	Ø 22,20	Ch -1Z6173091, Alu
	04-				<b>05-0721</b>	Bosch	Ø 22,20	Ch 1Z6173092-, Alu






		Spare Parts	F/R	L/R	METELLI ref.		DIMENSIONS mm.	NOTE
2.0 TDi Eng. BKD (103kW)	6/04-				55-0076		Ø 15,87	
<b>Rapid (120G, 130G, 135G) 2/83-10/91</b>								
1.2 (43kW)	83-90		R		04-0114		Ø 19,05	
1.3 Eng. 135-8 (43kW)	84-90		R		04-0114		Ø 19,05	
1.3 Eng. 742/ 13 (45kW)	85-88		R		04-0114		Ø 19,05	
<b>Roomster (5J7) 9/06-</b>								
1.2 12v Eng. BZG (51kW)	9/06-		R		04-0679		Ø 19,05	Alu
	06-				05-0404	Fte	Ø 20,64	Alu, +ABS
1.4 16v Eng. BXW (63kW)	9/06-		R		04-0679		Ø 19,05	Alu
	06-				05-0404	Fte	Ø 20,64	Alu, +ABS
1.4 TDi Eng. BMS (59kW)	9/06-		R		04-0679		Ø 19,05	Alu
	06-				05-0404	Fte	Ø 20,64	Alu, +ABS
1.4 TDi Eng. BNM (51kW)	9/06-		R		04-0679		Ø 19,05	Alu
	06-				05-0404	Fte	Ø 20,64	Alu, +ABS
1.6 16v Eng. BTS (77kW)	06-				05-0404	Fte	Ø 20,64	Alu, +ABS
1.9 TDi Eng. BLS (77kW)	06-				05-0404	Fte	Ø 20,64	Alu, +ABS
<b>Superb I (3U4) 2/02-8/08</b>								
1.8 T. Eng. AWT (110kW)	02-				05-0458	Luc	Ø 25,40	Alu
	02-				05-0613	Ate	Ø 25,40	Ch F3U3017300-, Alu
	2/02-				54-0049	Sachs	Ø 22,20	Pla
	2/02-				55-0055	Sachs	Ø 19,05	Pla
1.9 TDi Eng. AVB (74kW)	02-				05-0458	Luc	Ø 25,40	Alu
	02-				05-0613	Ate	Ø 25,40	Ch F3U3017300-, Alu
	02-				55-0055	Sachs	Ø 19,05	Pla
1.9 TDi Eng. AWX (96kW)	02-				05-0458	Luc	Ø 25,40	Alu
	02-				05-0613	Ate	Ø 25,40	Ch F3U3017300-, Alu
2.0 Eng. AZM (85kW)	02-				05-0458	Luc	Ø 25,40	Alu
	02-				05-0613	Ate	Ø 25,40	Ch F3U3017300-, Alu
	2/02-				54-0049	Sachs	Ø 22,20	Pla
	2/02-				55-0055	Sachs	Ø 19,05	Pla
2.0 TDi Eng. BSS (103kW)	05-				05-0613	Ate	Ø 25,40	Ch F3U3017300-, Alu
2.5 TDi Eng. AYM (114kW)	02-				05-0458	Luc	Ø 25,40	Alu
	02-				05-0613	Ate	Ø 25,40	Ch F3U3017300-, Alu
	2/02-				54-0049	Sachs	Ø 22,20	Pla
	2/02-				55-0055	Sachs	Ø 19,05	Pla
2.5 TDi Eng. BDG (120kW)	03-				05-0458	Luc	Ø 25,40	Alu
	03-				05-0613	Ate	Ø 25,40	Ch F3U3017300-, Alu
	03-				54-0049	Sachs	Ø 22,20	Pla
2.8 V6 Eng. AMX (142kW)	02-				05-0458	Luc	Ø 25,40	Alu
	02-				05-0613	Ate	Ø 25,40	Ch F3U3017300-, Alu
	2/02-				54-0049	Sachs	Ø 22,20	Pla
	2/02-				55-0055	Sachs	Ø 19,05	Pla

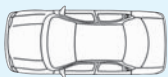















































## SMART (MCC)

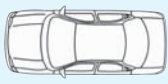
















<b>Cabrio 3/00-1/04</b>								
0.6 Eng. M160E6ALB03 (40kW)	00-04		R	L	04-0787		Ø 22,00	
	00-04		R	R	04-0788		Ø 22,00	
0.6 Eng. M160E6ALB05 (45kW)	01-04		R	L	04-0787		Ø 22,00	
	01-04		R	R	04-0788		Ø 22,00	
0.6 Eng. Suprex (52kW)	02-04		R	L	04-0787		Ø 22,00	
	02-04		R	R	04-0788		Ø 22,00	
0.7 Eng. M160.910/ 920 (55kW)	03-04		R	L	04-0787		Ø 22,00	
	03-04		R	R	04-0788		Ø 22,00	
0.7 Eng. M160R3 (45kW)	03-04		R	L	04-0787		Ø 22,00	
	03-04		R	R	04-0788		Ø 22,00	
0.8 CDi Eng. OM660DE8LA (30kW)	01-04		R	L	04-0787		Ø 22,00	
	01-04		R	R	04-0788		Ø 22,00	
<b>City-Coupe (MC01) 7/98-1/04</b>								
0.6 Eng. M160E6ALB03 (40kW)	-10/99		R	L	04-0789		Ø 17,46	
	11/99-		R	L	04-0787		Ø 22,00	
	-10/99		R	R	04-0790		Ø 17,46	
	11/99-		R	R	04-0788		Ø 22,00	
	98-04				05-0472		Ø 19,05	Alu

		Spare Parts	F/R	L/R	METELLI ref.		DIMENSIONS mm.	NOTE
0.6 Eng. M160E6ALB04 (33kW)	-10/99		R	L	04-0789		Ø 17,46	
	11/99-		R	L	04-0787		Ø 22,00	
	-10/99		R	R	04-0790		Ø 17,46	
	11/99-		R	R	04-0788		Ø 22,00	
	98-04				05-0472		Ø 19,05	Alu
0.6 Eng. M160E6ALB05 (45kW)	01-04		R	L	04-0787		Ø 22,00	
	01-04		R	R	04-0788		Ø 22,00	
	01-04				05-0472		Ø 19,05	Alu
0.6 Eng. Suprex (52kW)	02-04		R	L	04-0787		Ø 22,00	
	02-04		R	R	04-0788		Ø 22,00	
	02-04				05-0472		Ø 19,05	Alu
0.7 Eng. M170 (37kW)	03-04		R	L	04-0787		Ø 22,00	
	03-04		R	R	04-0788		Ø 22,00	
	03-04				05-0472		Ø 19,05	Alu
0.7 Eng. M170 (45kW)	03-04		R	L	04-0787		Ø 22,00	
	03-04		R	R	04-0788		Ø 22,00	
	03-04				05-0472		Ø 19,05	Alu
0.7 Eng. M170 (55kW)	03-04		R	L	04-0787		Ø 22,00	
	03-04		R	R	04-0788		Ø 22,00	
	03-04				05-0472		Ø 19,05	Alu
0.8 CDi Eng. OM660DE8LA (30kW)	99-		R	L	04-0787		Ø 22,00	
	99-		R	R	04-0788		Ø 22,00	
	99-04				05-0472		Ø 19,05	Alu
<b>Crossblade 6/02-</b>								
0.6 Eng. Suprex (52kW)	02-		R	L	04-0787		Ø 22,00	
	02-		R	R	04-0788		Ø 22,00	
<b>Fortwo I 1/04-2/07</b>								
0.7 Eng. M160.910/ 920 (37kW)	1/04-		R	L	04-0787		Ø 22,00	
	1/04-		R	R	04-0788		Ø 22,00	
0.7 Eng. M160.910/ 920 (55kW)	1/04-		R	L	04-0787		Ø 22,00	
	1/04-		R	R	04-0788		Ø 22,00	
0.7 Eng. M170 (37-45-55kW)	1/04-		R	L	04-0787		Ø 22,00	
	1/04-		R	R	04-0788		Ø 22,00	
0.8 CDi Eng. OM660DE8LA (30kW)	1/04-		R	L	04-0787		Ø 22,00	
	1/04-		R	R	04-0788		Ø 22,00	
<b>Fortwo II, Cabrio, Coupè 3/07-</b>								
0.8 CDi Eng. OM660.940 (30kW)	07-		R	L	04-0980		Ø 20,64	Alu
	07-		R	R	04-0981		Ø 20,64	Alu
	07-4/07				05-0751		Ø 23,81	Alu
0.8 CDi Eng. OM660.950 (33kW)	07-		R	L	04-0980		Ø 20,64	Alu
	07-		R	R	04-0981		Ø 20,64	Alu
	07-4/07				05-0751		Ø 23,81	Alu
1.0 Eng. 3B21 (72kW)	07-		R	L	04-0980		Ø 20,64	Alu
	07-		R	R	04-0981		Ø 20,64	Alu
1.0 Eng. M132.910 (45kW)	07-		R	L	04-0980		Ø 20,64	Alu
	07-		R	R	04-0981		Ø 20,64	Alu
	07-4/07				05-0751		Ø 23,81	Alu
1.0 Eng. M132.910 (52kW)	07-		R	L	04-0980		Ø 20,64	Alu
	07-		R	R	04-0981		Ø 20,64	Alu
	07-4/07				05-0751		Ø 23,81	Alu
1.0 T. Eng. M132.930 (62kW)	07-4/07				05-0751		Ø 23,81	Alu
<b>Roadster 4/03-</b>								
0.7 Eng. M160.921 (45kW)	03-		R	L	04-0787		Ø 22,00	
	03-		R	R	04-0788		Ø 22,00	
0.7 Eng. M160.922 (60kW)	03-		R	L	04-0787		Ø 22,00	
	03-		R	R	04-0788		Ø 22,00	
0.7 Brabus Eng. M160.923 (74kW)	03-		R	L	04-0787		Ø 22,00	
	03-		R	R	04-0788		Ø 22,00	






























## SUBARU

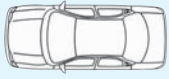

























<b>Forester I (SF) 8/97-9/02</b>								
2.0 16v Eng. EJ205 (130kW)	98-02				05-0689		Ø 17,46	Alu
2.0 16v Eng. EJ20J (85kW)	97-98		R		04-0929		Ø 19,00	-ABS
	97-02				05-0689		Ø 17,46	Alu

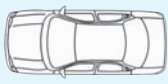



































				Spare Parts	F/R	L/R	METELLI ref.		DIMENSIONS mm.	NOTE
<b>Forester II (SG) 9/02-5/08</b>										
2.0 16v Eng. EJ20J (92kW)	02-						05-0689		Ø 17,46	Alu
2.0 T. Eng. EJ20T (130kW)	02-						05-0689		Ø 17,46	Alu
2.5 Eng. EJ25 (155kW)	03-						05-0689		Ø 17,46	Alu
<b>Impreza I (GC), SW 8/92-12/00</b>										
1.6 i, 4WD Eng. EJ16 (66kW)	92-00			R			04-0782		Ø 17,46	
	92-00			R			04-0929		Ø 19,00	Mod. Plus, -ABS
1.6 i, 4WD Eng. EJ16 (70kW)	98-00			R			04-0782		Ø 17,46	
1.8, 4WD Eng. EJ18E (76kW)	92-00			R			04-0929		Ø 19,00	Mod. Plus, -ABS
2.0 16v 4WD Eng. EJ20J (85-92kW)	95-00			R			04-0929		Ø 19,00	-ABS
2.0 AWD Eng. EJ205P (206kW)	98-00						05-0689		Ø 17,46	Alu
2.0 T. GT 4WD Eng. EJ20 (160kW)	98-00						05-0689		Ø 17,46	Alu
<b>Impreza II (GD, GG), SW 12/00-12/07</b>										
1.5 R Eng. EJ150 (77kW)	06-08						05-0689		Ø 17,46	Alu
1.6 i, 4WD Eng. EJ16 (66-70kW)	00-						05-0689		Ø 17,46	Alu
2.0 Eng. EJ20 (92kW)	00-						05-0689		Ø 17,46	Alu
2.0 R Eng. EJ20 (118kW)	05-						05-0689		Ø 17,46	Alu
2.0 WRX STi (Exc. SW) (235kW)	04-						05-0689		Ø 17,46	Alu
2.0 WRX STi (Exc. SW) Eng. EJ207 (195kW)	01-						05-0689		Ø 17,46	Alu
2.0 WRX T. Eng. EJ205 (160kW)	00-						05-0689		Ø 17,46	Alu
2.0 WRX T. Eng. EJ20T (165kW)	02-						05-0689		Ø 17,46	Alu
2.5 AWD (130kW)	01-04						05-0689		Ø 17,46	Alu
2.5 WRX Eng. EJ25 (169kW)	05-						05-0689		Ø 17,46	Alu
2.5 WRX STi (Exc. SW) Eng. EJ25 (206kW)	05-						05-0689		Ø 17,46	Alu
<b>Impreza III (GH) 1/08-</b>										
1.5 R Eng. EL15 (79kW)	08-						05-0689		Ø 17,46	Alu
<b>Justy I (KAD) 11/84-12/94</b>										
1.0, 4WD Eng. EF10 (37kW)	1/89-94			R			04-0389		Ø 19,05	Alu
	87-88			R			04-0338		Ø 17,46	Alu
1.0, 4WD Eng. EF10 (40kW)	1/89-90			R			04-0389		Ø 19,05	Alu
	84-88			R			04-0338		Ø 17,46	Alu
1.2 4WD Eng. EF12 (55kW)	90-94			R			04-0389		Ø 19,05	Alu
1.2, 4WD Eng. EF12 (49-50kW)	1/89-91			R			04-0389		Ø 19,05	Alu
	86-88			R			04-0338		Ø 17,46	Alu
<b>Justy II (JMA, MS) 10/95-8/03</b>										
1.3 4WD Eng. EF13 (50kW)	95-			R	L		04-0682		Ø 17,46	Alu
	95-			R	R		04-0681		Ø 17,46	Alu
<b>Legacy I (BC, BJF), SW 1/89-7/94</b>										
1.8 Eng. EJ18SPI (76kW)	89-91			R			04-0782		Ø 17,46	
	89-91			R			04-0929		Ø 19,00	SW
1.8 4WD Eng. EJ18SPI (76kW)	89-91			R			04-0782		Ø 17,46	
	89-91			R			04-0929		Ø 19,00	SW
2.0 Eng. EJ20EMPI (85kW)	91-94			R			04-0782		Ø 17,46	
	91-94			R			04-0929		Ø 19,00	SW
2.0 4WD Eng. EJ20EMPI (85-92kW)	91-94			R			04-0782		Ø 17,46	
	91-94			R			04-0929		Ø 19,00	SW
<b>Legacy II (BD, BG), SW 9/94-3/99</b>										
2.0 16v 4WD Eng. EJ20J (85-92kW)	94-99			R			04-0782		Ø 17,46	
2.2 i 4WD Eng. EJ22EMPI (94kW)	94-99			R			04-0782		Ø 17,46	
2.2 i 4WD Eng. EJ22EMPI (96kW)	96-99			R			04-0782		Ø 17,46	
2.5 4WD Eng. EJ25D (110kW)	6/97-11/98						05-0689		Ø 17,46	Alu
<b>Legacy III (BE, BH), SW 10/98-9/03</b>										
2.0 16v Eng. EJ20J (85-92kW)	99-03						05-0689		Ø 17,46	Alu
2.5 Eng. EJ25 (110-115kW)	98-03						05-0689		Ø 17,46	Alu
<b>Leone I (AB), SW 3/79-10/84</b>										
1.3 Eng. EA65 (45-53kW)	82-84			R			04-0341		Ø 14,29	Alu, 3p
	82-84			R			04-0339		Ø 15,87	Alu, 5p
1.6 Eng. EA71 (63-64kW)	79-84			R			04-0341		Ø 14,29	Alu, 3p
	79-84			R			04-0339		Ø 15,87	Alu, 5p
1.6 4WD (Only SW) Eng. EA71 (52kW)	79-84			R			04-0341		Ø 14,29	Alu, 3p
	79-84			R			04-0339		Ø 15,87	Alu, 5p
1.8, 4WD Eng. EA81 (59-66-74kW)	80-84			R			04-0341		Ø 14,29	Alu, 3p
	80-84			R			04-0339		Ø 15,87	Alu, 5p

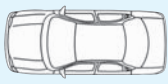








		Spare Parts	F/R	L/R	METELLI ref.		DIMENSIONS mm.	NOTE
<b>Leone II, SW 11/84-2/92</b>								
1.3 (Exc. SW) Eng. EA65 (48-53kW)	84-91			R	04-0342		Ø 17,46	Alu
1.8 4WD Eng. EA82 (66kW)	84-90			R	04-0342		Ø 17,46	Alu, 5p
	84-90			R	04-0340		Ø 19,05	Alu, 3p
1.8 4WD Eng. EA82 (70kW)	86-92			R	04-0342		Ø 17,46	Alu, 5p
	86-92			R	04-0340		Ø 19,05	Alu, 3p
1.8 4WD Eng. EA82 (72kW)	86-91			R	04-0342		Ø 17,46	Alu, 5p
	86-91			R	04-0340		Ø 19,05	Alu, 3p
1.8 4WD Eng. EA82 (88kW)	88-90			R	04-0342		Ø 17,46	Alu, 5p
	88-90			R	04-0340		Ø 19,05	Alu, 3p
<b>Loyale 1/90-1/92</b>								
All models	90-92			R	04-0342		Ø 17,46	Alu
	90-92			R	04-0340		Ø 19,05	Alu, 4WD
<b>Outback I (BE, BH) 10/00-10/03</b>								
2.5 Eng. EJ25 (115kW)	00-03				05-0689		Ø 17,46	Alu
<b>Vivio 3/92-10/95</b>								
660 4WD Eng. EN07E (32kW)	92-			R	04-0389		Ø 19,05	Alu
<b>XT - XT6 1/85-1/91</b>								
All models	85-91			R	04-0342		Ø 17,46	Alu, Exc. Turbo

## SUZUKI









<b>Alto I (SS80) 6/82-12/85</b>								
0.8 Eng. F8B (29kW)	6/82-12/85			R	04-0786		Ø 15,87	
<b>Alto II (EC) 1/86-11/93</b>								
0.8 (SB308/CA) Eng. F8B (29kW)	1/88-93			R	04-0785		Ø 15,87	Alu
	86-12/87			R	04-0776		Ø 15,87	
<b>Alto III (EF) 9/94-6/02</b>								
1.0 Eng. G10B (39kW)	94-02			R	04-0778	Kbx	Ø 17,46	Alu
	94-02			R L	04-0778	Nabco	Ø 17,46	Alu
	94-02			R R	04-0983	Nabco	Ø 17,46	Alu
<b>Alto IV (FF) 6/02-</b>								
1.1 Eng. F10D (46kW)	6/02-			R	04-0825	Nabco	Ø 15,87	Alu
	02-05				05-0736	Kbx	Ø 20,64	Alu, +ABS
	02-05				05-0737	Kbx	Ø 20,64	Alu, -ABS
<b>Baleno (EG), SW 7/95-</b>								
1.3 Eng. G13B (63kW)	95-			R L	04-0682		Ø 17,46	Alu
	95-			R R	04-0681		Ø 17,46	Alu
1.6i 16v Eng. G16B (72kW)	95-			R L	04-0682		Ø 17,46	Alu
	95-			R R	04-0681		Ø 17,46	Alu
<b>Grand Vitara I (FT, GT) 3/98-9/05</b>								
1.6i 16v, 4WD Eng. G16B (69-73kW)	98-			R	04-0920		Ø 22,20	
	98-			R	04-0921		Ø 22,20	
2.0 Eng. J20A (94kW)	3/98-			R L	04-0921		Ø 22,20	
	3/98-			R R	04-0920		Ø 22,20	
2.0 HDi Eng. RHW/ RHZ(DW10ATED4) (80kW)	01-			R	04-0920		Ø 22,20	
	01-				05-0759	Aisin	Ø 25,40	Alu
2.0 TD Eng. RF (64kW)	3/98-			R L	04-0921		Ø 22,20	
	3/98-			R R	04-0920		Ø 22,20	
2.5 V6 24v Eng. H25A (106kW)	4/98-			R L	04-0921		Ø 22,20	
	4/98-			R R	04-0920		Ø 22,20	
	98-				05-0759	Aisin	Ø 25,40	Alu, +ABS
2.5 V6 24v Eng. H25A (116kW)	04-				05-0759	Aisin	Ø 25,40	Alu, +ABS
2.7 Eng. H27B (135kW)	03-			R L	04-0921		Ø 22,20	
	03-			R R	04-0920		Ø 22,20	
2.7 V6 Eng. H27A (127kW)	01-			R L	04-0921		Ø 22,20	
	01-			R R	04-0920		Ø 22,20	
<b>Grand Vitara II 10/05-</b>								
1.6 Eng. M16A (78kW)	05-			R	04-0921		Ø 22,20	
1.9 DDiS Eng. F9Q (95kW)	05-			R	04-0921		Ø 22,20	
<b>Ignis I (FH) 10/00-9/03</b>								
1.3, 4WD Eng. M13A (60-61-66kW)	00-03			R	04-0825	Nabco	Ø 15,87	Alu
<b>Jimny (FJ) 9/98-</b>								
1.3 16v, 4WD Eng. G13BB (59kW)	3/98-			R L	04-0382	Nissin	Ø 19,05	Alu
	3/98-			R R	04-0826	Nissin	Ø 19,05	

		Spare Parts	F/R	L/R	METELLI ref.		DIMENSIONS mm.	NOTE
1.3 16v, 4WD Eng. G13BB (59kW)	98-				<b>05-0427</b>	Aisin	Ø 22,20	+ABS
	98-				<b>05-0688</b>	Aisin	Ø 22,20	Alu, -ABS
1.3 16v, 4WD Eng. M13A (60-66kW)	01-		R	L	<b>04-0382</b>	Nissin	Ø 19,05	Alu
	01-		R	R	<b>04-0826</b>	Nissin	Ø 19,05	
	01-				<b>05-0427</b>	Aisin	Ø 22,20	+ABS
	01-				<b>05-0688</b>	Aisin	Ø 22,20	Alu, -ABS
1.5 DDiS 4WD Eng. K9K (48kW)	03-		R	L	<b>04-0382</b>	Nissin	Ø 19,05	Alu
	03-		R	R	<b>04-0826</b>	Nissin	Ø 19,05	
<b>Liana (ER), SW 7/01-</b>								
1.3 Eng. M13A (60-66kW)	02-		R	L	<b>04-0682</b>		Ø 17,46	Alu
	02-		R	R	<b>04-0681</b>		Ø 17,46	Alu
1.4 DDiS Eng. RB414D (66kW)	05-		R	L	<b>04-0682</b>		Ø 17,46	Alu
	05-		R	R	<b>04-0681</b>		Ø 17,46	Alu
1.6, 4WD Eng. M16A (76-78kW)	02-		R	L	<b>04-0682</b>		Ø 17,46	Alu
	02-		R	R	<b>04-0681</b>		Ø 17,46	Alu
<b>LJ 80 1/80-1/84</b>								
0.8 Eng. F8A (29kW)	1/80-1/84		R	L	<b>04-0783</b>		Ø 22,20	Alu
	1/80-1/84		R	R	<b>04-0784</b>		Ø 22,20	Alu
<b>Samurai (SJ) 11/88-</b>								
1.0 (SJ410) Eng. F10A (30-31-33kW)	88-90		R		<b>04-0691</b>	Luc	Ø 22,22	
1.3 (SJ413) Eng. G13A (44-47-50-52-54kW)	88-90		R		<b>04-0691</b>	Luc	Ø 22,22	Santana
	91-		R		<b>04-0763</b>	Luc	Ø 22,20	
	88-89		R	L	<b>04-0506</b>		Ø 22,20	Alu
	88-89		R	R	<b>04-0503</b>		Ø 22,20	Alu
1.3 (SJ413) Eng. G13BA (50-51-58-63-74kW)	88-90		R		<b>04-0691</b>	Luc	Ø 22,22	Santana
	91-		R		<b>04-0763</b>	Luc	Ø 22,20	
	88-89		R	L	<b>04-0506</b>		Ø 22,20	Alu
	88-89		R	R	<b>04-0503</b>		Ø 22,20	Alu
1.9 TD Eng. XUD9/ TE (46kW)	98-		R		<b>04-0763</b>		Ø 22,20	
<b>Sidekick 7/88-1/98</b>								
All models	88-90		R	L	<b>04-0385</b>		Ø 23,81	Alu
	91-95		R	L	<b>04-0516</b>		Ø 23,81	3p
	91-98		R	L	<b>04-0739</b>		Ø 22,20	5p
	88-90		R	R	<b>04-0386</b>		Ø 23,81	Alu
	91-95		R	R	<b>04-0515</b>		Ø 23,81	3p
	91-98		R	R	<b>04-0738</b>		Ø 22,20	5p
				R	R	<b>04-0738</b>		Ø 22,20
<b>SJ 410 9/81-12/90</b>								
1.0, Cabrio Eng. F10A (33kW)	88-90		R		<b>04-0691</b>	Luc	Ø 22,22	
	82-10/88		R	L	<b>04-0383</b>	Nissin	Ø 22,20	Alu, Front Disc Brake
	82-10/88		R	L	<b>04-0783</b>	Nissin	Ø 22,20	Alu, Front Drum Brake
	85-87		R	L	<b>04-0761</b>	Nissin	Ø 22,20	Alu, Santana, Cabrio
	82-10/88		R	R	<b>04-0384</b>	Nissin	Ø 22,20	Alu, Front Disc Brake
	82-10/88		R	R	<b>04-0784</b>	Nissin	Ø 22,20	Alu, Front Drum Brake
	85-87		R	R	<b>04-0762</b>	Nissin	Ø 22,20	Alu, Santana, Cabrio
<b>SJ 413 9/84-8/90</b>								
1.3 Eng. G13A (44-47kW)	89-90		R		<b>04-0691</b>	Luc	Ø 22,22	Santana
	91-		R		<b>04-0763</b>	Luc	Ø 22,20	
	84-87		R	L	<b>04-0761</b>	Nissin	Ø 22,20	Alu, Santana
	86-89		R	L	<b>04-0506</b>		Ø 22,20	Alu
	84-87		R	R	<b>04-0762</b>	Nissin	Ø 22,20	Alu, Santana
	86-89		R	R	<b>04-0503</b>		Ø 22,20	Alu
<b>Splash 4/08-</b>								
1.0 Eng. K10B (48kW)	08-		R		<b>04-0875</b>	Bosch	Ø 19,05	Alu
	08-				<b>05-0740</b>	Bosch	Ø 22,20	Alu, -ESP
	08-				<b>05-0757</b>	Bosch	Ø 23,20	Alu, +ESP
1.2 Eng. K12B (63kW)	08-		R		<b>04-0875</b>	Bosch	Ø 19,05	Alu
	08-				<b>05-0740</b>	Bosch	Ø 22,20	Alu, -ESP
	08-				<b>05-0757</b>	Bosch	Ø 23,20	Alu, +ESP
1.3 DDiS Eng. D13A (55kW)	08-		R		<b>04-0875</b>	Bosch	Ø 19,05	Alu
	08-				<b>05-0740</b>	Bosch	Ø 22,20	Alu, -ESP
	08-				<b>05-0757</b>	Bosch	Ø 23,20	Alu, +ESP
<b>Swift I (AA) 10/83-12/89</b>								
1.0 (SA310, AA41/43) Eng. G10A (37-39-40kW)	1/84-89		R		<b>04-0507</b>		Ø 17,46	Alu







































		Spare Parts	F/R	L/R	METELLI ref.		DIMENSIONS mm.	NOTE
1.3 (SA413, AA51/53) Eng. G13A (44-47-50-52-54kW)	84-89		R		04-0507		Ø 17,46	Alu
1.3 GTi/GXi (SA413, AA33) Eng. G13B (50-51-58-63-74kW)	10/86-89		R		04-0507		Ø 17,46	Alu
<b>Swift II (AH, AJ, EA, MA) 3/89-5/01</b>								
1.0 (SF310, AA44) Eng. G10A (37-39-40kW)	89-92		R		04-0387	Uac	Ø 15,87	H-Back
	95-		R	L	04-0682		Ø 17,46	Alu, Exc. H-Back
	95-		R	R	04-0681		Ø 17,46	Alu, Exc. H-Back
1.3 (SF413, AH35, MA), Cabrio Eng. G13A (50-51-52-63kW)	89-92		R		04-0507	Sanyco	Ø 17,46	Alu
	89-92		R		04-0387	Uac	Ø 15,87	H-Back
	89-92		R	L	04-0682		Ø 17,46	Alu, Exc. H-Back
	89-92		R	R	04-0681		Ø 17,46	Alu, Exc. H-Back
	89-92				05-0343		Ø 20,64	Exc. H-Back, RHD
1.3 GTi (SF413, AA34) Eng. G13B (74kW)	89-		R		04-0507	Sanyco	Ø 17,46	Alu
	89-		R		04-0387	Uac	Ø 15,87	H-Back
	89-				05-0343		Ø 20,64	Exc. H-Back, RHD
1.6i 16v, 4WD Eng. G16B (68-70kW)	89-		R	L	04-0682		Ø 17,46	Alu, Exc. H-Back
	89-		R	R	04-0681		Ø 17,46	Alu, Exc. H-Back
	89-				05-0343		Ø 20,64	Exc. H-Back, RHD
<b>Swift III (SG) 9/05-</b>								
1.3 Eng. M13A (68kW)	05-		R		04-0875	Bosch	Ø 19,05	Alu
	05-				05-0740	Bosch	Ø 22,20	Alu, -ESP
1.3 4WD Eng. M13A (66kW)	06-		R		04-0875	Bosch	Ø 19,05	Alu
1.3 DDiS 16v Eng. Z13DT (51kW)	05-		R		04-0875	Bosch	Ø 19,05	Alu
	05-				05-0740	Bosch	Ø 22,20	Alu, -ESP
1.5 Eng. M15A (75kW)	05-		R		04-0875	Bosch	Ø 19,05	Alu
	05-				05-0740	Bosch	Ø 22,20	Alu, -ESP
<b>Sx4 6/06-</b>								
1.5 Eng. M15A (73kW)	06-		R		04-0875	Bosch	Ø 19,05	Alu
1.6 DDiS Eng. 9HX (66kW)	07-		R		04-0875	Bosch	Ø 19,05	Alu
1.6, 4WD Eng. M16A (79kW)	06-		R		04-0875	Bosch	Ø 19,05	Alu
1.9 DDiS, 4WD Eng. D19AA (88kW)	06-		R		04-0875	Bosch	Ø 19,05	Alu
<b>Traker 1/91-1/98</b>								
All models	91-94		R	L	04-0516		Ø 23,81	
	96-98		R	L	04-0739		Ø 22,20	
	91-94		R	R	04-0515		Ø 23,81	
	96-98		R	R	04-0738		Ø 22,20	
<b>Vitara (ET, TA) 7/88-3/99</b>								
1.6, Cabrio Eng. G16A (59-60kW)	88-		R		04-0691		Ø 22,22	Spain
	10/88-1/93		R	L	04-0385		Ø 23,81	Alu
	10/88-1/93		R	R	04-0386		Ø 23,81	Alu
1.6i 16v, Cabrio Eng. G16B (68-69-70-71-72kW)	2/93-99		R	L	04-0516		Ø 23,81	
	90-1/93		R	L	04-0385		Ø 23,81	Alu
	2/93-99		R	R	04-0515		Ø 23,81	
	90-1/93		R	R	04-0386		Ø 23,81	Alu
1.9 D, Cabrio Eng. XUD9/ A (50kW)	95-98		R		04-0691		Ø 22,22	Spain
2.0 16v, Cabrio Eng. J20A (97kW)	96-99		R	L	04-0739		Ø 22,20	
	96-99		R	R	04-0738		Ø 22,20	
2.0 TD Eng. RF (52kW)	97-98		R		04-0691		Ø 22,22	Spain
	94-97		R	L	04-0516		Ø 23,81	
	97-98		R	L	04-0739		Ø 22,20	
	94-97		R	R	04-0515		Ø 23,81	
	97-98		R	R	04-0738		Ø 22,20	
2.0 TD Eng. RF (64kW)	95-98		R	L	04-0739		Ø 22,20	
	95-98		R	R	04-0738		Ø 22,20	
2.0 V6 24v Eng. H20A (100kW)	94-98		R	L	04-0739		Ø 22,20	
	94-98		R	R	04-0738		Ø 22,20	
<b>Wagon R+ I (EM) 2/93-5/00</b>								
1.0 Eng. K10A (48kW)	98-00		R		04-0891	Nabco	Ø 15,87	Alu
1.2, 4WD Eng. K12A (51kW)	98-00		R		04-0891	Nabco	Ø 15,87	Alu
<b>Wagon R+ II (MM) 5/00-</b>								
1.3 Eng. M13A (69kW)	03-		R		04-0825	Nabco	Ø 15,87	Alu
1.3 16v, 4WD Eng. G13BB (56kW)	5/00-		R		04-0825	Nabco	Ø 15,87	Alu
	5/00-				05-0396	Bosch	Ø 20,64	Alu, +ABS

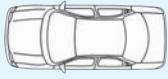





































		Spare Parts	F/R	L/R	METELLI ref.		DIMENSIONS mm.	NOTE
1.3 16v, 4WD Eng. G13BB (56kW)	9/00-				<b>05-0397</b>	Bosch	Ø 20,64	Alu, -ABS
1.3 DDis 16v Eng. Z13DT (51kW)	03-		R		<b>04-0825</b>	Nabco	Ø 15,87	Alu
	03-				<b>05-0396</b>	Bosch	Ø 20,64	Alu, +ABS
	03-				<b>05-0397</b>	Bosch	Ø 20,64	Alu, -ABS
<b>X-90 (EL) 9/95-</b>								
1.6i 16v, 4WD Eng. G16B (68-69-70-71-72kW)	95-		R	L	<b>04-0739</b>		Ø 22,20	
	95-		R	R	<b>04-0738</b>		Ø 22,20	

## SUZUKI LCV

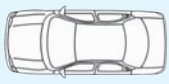


























<b>Carry I (ST90V) Van 11/80-10/85</b>								
0.8 Eng. F8A (27kW)	11/80-10/85		R	L	<b>04-0783</b>		Ø 22,20	Alu
	11/80-10/85		R	R	<b>04-0784</b>		Ø 22,20	Alu
<b>Carry II (FD) Van 3/99-</b>								
1.3 16v Eng. G13BB (50-51-58-63-74kW)	99-		R	L	<b>04-0382</b>	Nissin	Ø 19,05	Alu
	99-		R	R	<b>04-0826</b>	Nissin	Ø 19,05	
<b>Super Carry II (ED) Bus 10/85-3/99</b>								
1.0 Eng. F10A (30-31-33kW)	85-99		R	L	<b>04-0971</b>		Ø 19,05	Mod. SK410DA21T/V
	94-99		R	L	<b>04-0368</b>		Ø 15,87	Alu
	85-99		R	R	<b>04-0972</b>		Ø 19,05	Mod. SK410DA21T/V
	94-99		R	R	<b>04-0369</b>		Ø 15,87	Alu

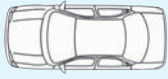


































## TALBOT

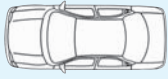






























<b>1307-1510 7/75-4/84</b>								
1.3 Simca 1307 Eng. 371 (44kW)	75-80		R		<b>04-0151</b>	Bdx	Ø 20,64	
	75-80		R		<b>04-0160</b>	Luc	Ø 20,64	
	75-80				<b>05-0084</b>		Ø 20,64	
1.3 Simca 1307 Eng. 6G1 (50kW)	75-80		R		<b>04-0151</b>	Bdx	Ø 20,64	
	75-80		R		<b>04-0160</b>	Luc	Ø 20,64	
	75-80				<b>05-0084</b>		Ø 20,64	
1.3 Simca 1307 Eng. 6G1D (40kW)	78-81		R		<b>04-0151</b>	Bdx	Ø 20,64	
	78-81		R		<b>04-0160</b>	Luc	Ø 20,64	
	78-81				<b>05-0084</b>		Ø 20,64	
1.3 Simca 1307 S Eng. 1G4 (60kW)	75-78		R		<b>04-0151</b>	Bdx	Ø 20,64	
	75-78		R		<b>04-0160</b>	Luc	Ø 20,64	
	75-78				<b>05-0084</b>		Ø 20,64	
1.4 Simca 1308 Eng. 6G1 (51kW)	80-84		R		<b>04-0151</b>	Bdx	Ø 20,64	
	80-84		R		<b>04-0160</b>	Luc	Ø 20,64	
	80-84				<b>05-0084</b>		Ø 20,64	
1.4 Simca 1308 Eng. 6Y2 (63kW)	78-81		R		<b>04-0151</b>	Bdx	Ø 20,64	
	78-81		R		<b>04-0160</b>	Luc	Ø 20,64	
	78-81				<b>05-0084</b>		Ø 20,64	
1.4 Simca 1308 Eng. 6Y2/ 6Y2D (55kW)	80-81		R		<b>04-0151</b>	Bdx	Ø 20,64	
	80-81		R		<b>04-0160</b>	Luc	Ø 20,64	
	80-81				<b>05-0084</b>		Ø 20,64	
1.6 Simca 1510 Eng. 6J1 (54kW)	80-83		R		<b>04-0615</b>	Ate	Ø 22,20	
	80-83		R		<b>04-0285</b>	Bdx	Ø 22,00	
	80-83		R		<b>04-0170</b>	Luc	Ø 22,00	
1.6 Simca 1510 Eng. 6J2 (65kW)	78-80		R		<b>04-0615</b>	Ate	Ø 22,20	
	78-80		R		<b>04-0151</b>	Bdx	Ø 20,64	
	78-80		R		<b>04-0160</b>	Luc	Ø 20,64	
	78-80				<b>05-0084</b>		Ø 20,64	
1.6 Simca 1510 Eng. 6J2A (66kW)	81-82		R		<b>04-0615</b>	Ate	Ø 22,20	
	81-82		R		<b>04-0285</b>	Bdx	Ø 22,00	
	81-82		R		<b>04-0170</b>	Luc	Ø 22,00	
<b>150 1/79-</b>								
All models	79-80		R		<b>04-0151</b>	Bdx	Ø 20,64	
	79-80		R		<b>04-0160</b>	Luc	Ø 20,64	
	80-		R		<b>04-0285</b>	Bdx	Ø 22,00	
	80-		R		<b>04-0170</b>	Luc	Ø 22,00	
	79-80				<b>05-0084</b>		Ø 20,64	
<b>160 1/73-3/79</b>								
1.6 (59kW)	73-79		R		<b>04-0180</b>		Ø 22,00	
1.6 Eng. 7R2 (66kW)	7/76-		R		<b>04-0180</b>		Ø 22,00	

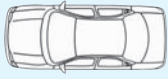



















				Spare Parts	F/R	L/R	METELLI ref.		DIMENSIONS mm.	NOTE
<b>1609 10/76-</b>										
All models	10/76-		R				<b>04-0180</b>		Ø 22,00	
<b>Alpine 1/75-</b>										
1.3 (49kW)	4/80-		R				<b>04-0615</b>	Ate	Ø 22,20	
	4/80-		R				<b>04-0285</b>	Bdx	Ø 22,00	
	4/80-		R				<b>04-0170</b>	Luc	Ø 22,00	
	75-3/80		R				<b>04-0151</b>	Bdx	Ø 20,64	
	75-3/80		R				<b>04-0160</b>	Luc	Ø 20,64	
1.5 (62kW)	4/80-		R				<b>04-0615</b>	Ate	Ø 22,20	
	4/80-		R				<b>04-0285</b>	Bdx	Ø 22,00	
	4/80-		R				<b>04-0170</b>	Luc	Ø 22,00	
	75-3/80		R				<b>04-0151</b>	Bdx	Ø 20,64	
	75-3/80		R				<b>04-0160</b>	Luc	Ø 20,64	
1.6 Minx, Rapier (65kW)	80-85		R				<b>04-0615</b>	Ate	Ø 22,20	
	80-85		R				<b>04-0285</b>	Bdx	Ø 22,00	
	80-85		R				<b>04-0170</b>	Luc	Ø 22,00	
<b>Avenger 2/70-7/81</b>										
1.25 Eng. NA (42kW)	70-		R				<b>04-0087</b>		Ø 17,78	
1.3, SW Eng. JN/ JR (43-44kW)	70-		R				<b>04-0087</b>		Ø 17,78	
1.5	70-		R				<b>04-0087</b>		Ø 17,78	
1.6 Eng. SE16 (59-60kW)	70-		R				<b>04-0087</b>		Ø 17,78	
1.6, SW Eng. NH (51-52kW)	70-		R				<b>04-0087</b>		Ø 17,78	
<b>Express 1/82-1/94</b>										
1.8 (49kW)	1/82-12/82		R				<b>04-0181</b>		Ø 22,22	1000, RHD
	1/83-90		R				<b>04-0249</b>		Ø 25,40	1000, RHD
	1/82-90						<b>05-0130</b>		Ø 22,20	RHD
1.9 D (52-58kW)	1/82-12/82		R				<b>04-0181</b>		Ø 22,22	1000, RHD
	1/83-94		R				<b>04-0249</b>		Ø 25,40	1000, RHD
	1/82-94						<b>05-0130</b>		Ø 22,20	RHD
2.0 Eng. 170 /XN1TA (56kW)	1/82-12/82		R				<b>04-0181</b>		Ø 22,22	1000, RHD
	1/83-94		R				<b>04-0249</b>		Ø 25,40	1000, RHD
	86-94		R				<b>04-0250</b>		Ø 26,99	1800, RHD
	1/83-94						<b>05-0130</b>		Ø 22,20	RHD
2.5 D, TD Eng. CRD93 (54-68kW)	1/82-12/82		R				<b>04-0181</b>		Ø 22,22	1000, RHD
	1/83-94		R				<b>04-0249</b>		Ø 25,40	1000, RHD
	86-94		R				<b>04-0250</b>		Ø 26,99	1800, RHD
	1/83-94						<b>05-0130</b>		Ø 22,20	RHD
<b>Horizon 2/78-6/86</b>										
1.1 Eng. E1 (43-48kW)	79-84		R				<b>04-0151</b>	Bdx	Ø 20,64	
	79-84		R				<b>04-0160</b>	Luc	Ø 20,64	
	79-84						<b>05-0084</b>		Ø 20,64	
	79-84						<b>05-0087</b>		Ø 20,64	Isovac
1.1 Eng. E1B (40kW)	79-84		R				<b>04-0151</b>	Bdx	Ø 20,64	
	79-84		R				<b>04-0160</b>	Luc	Ø 20,64	
	79-84						<b>05-0084</b>		Ø 20,64	
	79-84						<b>05-0087</b>		Ø 20,64	Isovac
1.3 Eng. 2G1-BTC (40-43kW)	78-86		R				<b>04-0151</b>	Bdx	Ø 20,64	
	78-86		R				<b>04-0160</b>	Luc	Ø 20,64	
	78-86						<b>05-0084</b>		Ø 20,64	
	78-86						<b>05-0087</b>		Ø 20,64	Isovac
1.3 Eng. G1/ G2 (47-50kW)	78-80		R				<b>04-0151</b>	Bdx	Ø 20,64	
	78-80		R				<b>04-0160</b>	Luc	Ø 20,64	
	78-80						<b>05-0084</b>		Ø 20,64	
	78-80						<b>05-0087</b>		Ø 20,64	Isovac
1.4 Eng. 2Y1 (51kW)	79-86		R				<b>04-0151</b>	Bdx	Ø 20,64	
	79-86		R				<b>04-0160</b>	Luc	Ø 20,64	
	79-86						<b>05-0084</b>		Ø 20,64	
	79-86						<b>05-0087</b>		Ø 20,64	Isovac
1.4 Eng. 2Y1B (48kW)	82-84		R				<b>04-0151</b>	Bdx	Ø 20,64	
	82-84		R				<b>04-0160</b>	Luc	Ø 20,64	
	82-84						<b>05-0084</b>		Ø 20,64	
	82-84						<b>05-0087</b>		Ø 20,64	Isovac
1.4 Eng. 2Y2/ Y2 (61kW)	79-86		R				<b>04-0151</b>	Bdx	Ø 20,64	
	79-86		R				<b>04-0160</b>	Luc	Ø 20,64	

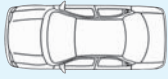


































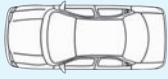






















		Spare Parts	F/R	L/R	METELLI ref.		DIMENSIONS mm.	NOTE
1.4 Eng. 2Y2/ Y2 (61kW)	79-86				05-0084		Ø 20,64	
	79-86				05-0087		Ø 20,64	Isovac
1.6 Eng. 6J2A/ J2A (66kW)	82-86		R		04-0151	Bdx	Ø 20,64	
	82-86		R		04-0160	Luc	Ø 20,64	
	82-86				05-0084		Ø 20,64	
	82-86				05-0087		Ø 20,64	Isovac
1.9 D Eng. XUD9 (47-48kW)	82-86		R		04-0151	Bdx	Ø 20,64	
	82-86		R		04-0160	Luc	Ø 20,64	
	82-86				05-0084		Ø 20,64	
	82-86				05-0087		Ø 20,64	Isovac
<b>Imp 1/66-1/76</b>								
All models	66-76		R		04-0038		Ø 19,05	Alu
<b>Rancho 1/77-7/84</b>								
1.4 Eng. X3Y2 (59kW)	77-80		R		04-0151	Bdx	Ø 20,64	
	77-80		R		04-0160	Luc	Ø 20,64	
	80-		R		04-0285	Bdx	Ø 22,00	
	80-		R		04-0170	Luc	Ø 22,00	
<b>Samba (51A) 1/81-10/86</b>								
0.9 Eng. 5C1(XV5/8) (31kW)	81-85		R		04-0141	Bdx	Ø 22,00	
	81-85		R		04-0168	Luc	Ø 22,00	
	81-85				05-0075		Ø 19,05	
1.1 Eng. XW7 (37kW)	81-86		R		04-0141	Bdx	Ø 22,00	
	81-86		R		04-0168	Luc	Ø 22,00	
	81-86				05-0075		Ø 19,05	
1.2 Rallye Eng. 129D/ XZ7R (65kW)	83-86		R		04-0141	Bdx	Ø 22,00	
	83-86		R		04-0168	Luc	Ø 22,00	
	83-86				05-0075		Ø 19,05	
1.4 Eng. 150D (44kW)	83-86		R		04-0141	Bdx	Ø 22,00	
	83-86		R		04-0168	Luc	Ø 22,00	
	83-86				05-0075		Ø 19,05	
1.4 Eng. XY7/ XY8 (53kW)	81-86		R		04-0141	Bdx	Ø 22,00	
	81-86		R		04-0168	Luc	Ø 22,00	
	81-86				05-0075		Ø 19,05	
1.4 Rallye, Cabrio Eng. XY8 (58-59kW)	83-86		R		04-0141	Bdx	Ø 22,00	
	83-86		R		04-0168	Luc	Ø 22,00	
	83-86				05-0075		Ø 19,05	
<b>Simca 10/61-12/80</b>								
0.9 LE, LS (35kW)	70-76		R		04-0042		Ø 19,05	Exc. Sweden
	76-80		R		04-0150	Bdx	Ø 17,46	Exc. Sweden
	76-80		R		04-0160	Luc	Ø 20,64	
0.9 LS, GL, GLS Eng. 349S (32kW)	61-75		F	L	04-0040		Ø 22,00	
	61-75		F	R	04-0041		Ø 22,00	
	61-75		R		04-0042		Ø 19,05	
0.9 LS, GLS Eng. 1D1 (29kW)	76-78		R		04-0150	Bdx	Ø 17,46	Exc. Sweden
	76-78		R		04-0160	Luc	Ø 20,64	
1.1 Eng. 350 (36-44kW)	61-69		F	L	04-0040		Ø 22,00	
	61-69		F	R	04-0041		Ø 22,00	
	61-69		R		04-0042		Ø 19,05	
1.1 LE, LX, LS, GLS, ES, SW Eng. 350/ 351/ 3E1A (44kW)	76-80		R		04-0150	Bdx	Ø 17,46	Exc. Sweden
	76-80		R		04-0160	Luc	Ø 20,64	
1.1 LS, SR, GLS Eng. 1E1 (40kW)	68-69		R		04-0318		Ø 17,46	
	69-76		R		04-0042		Ø 19,05	Exc. Sweden
	76-78		R		04-0150	Bdx	Ø 17,46	Exc. Sweden
	76-78		R		04-0160	Luc	Ø 20,64	
1.1 Rallye, Spezial Eng. 350S/ 351S (36-39kW)	68-7/69		R		04-0318		Ø 17,46	
	7/69-75		R		04-0042		Ø 19,05	Exc. Sweden
1.1, SW Eng. 3E1 (37kW)	76-80		R		04-0150	Bdx	Ø 17,46	Exc. Sweden
	76-80		R		04-0160	Luc	Ø 20,64	
1.2 (46kW)	68-7/69		R		04-0318		Ø 17,46	
	7/69-72		R		04-0042		Ø 19,05	Exc. Sweden
1.2 S Coupé (59kW)	68-7/69		R		04-0318		Ø 17,46	
	7/69-72		R		04-0042		Ø 19,05	Exc. Sweden
1.2 S Coupé (63kW)	70-72		R		04-0042		Ø 19,05	Exc. Sweden

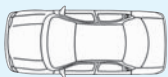












		Spare Parts	F/R	L/R	METELLI ref.		DIMENSIONS mm.	NOTE
1.2 Spezial Eng. 353S (55-62kW)	7/76-77		R		04-0150	Bdx	Ø 17,46	Exc. Sweden
	7/76-77		R		04-0160	Luc	Ø 20,64	
	71-7/76		R		04-0042		Ø 19,05	Exc. Sweden
1.3 (38kW)	3/63-9/65		R		04-0152		Ø 23,81	
1.3 LS Eng. 371 (44kW)	66-72		R		04-0152		Ø 23,81	
1.3 Rallye 2 (63kW)	76-77		F	L	04-0040		Ø 22,00	6 CV
	76-77		F	R	04-0041		Ø 22,00	6 CV
	76-77		R		04-0318		Ø 17,46	6, 7 CV
1.3 Rallye 3 (76kW)	1/78-12/78		F	L	04-0040		Ø 22,00	6 CV
	1/78-12/78		F	R	04-0041		Ø 22,00	6 CV
	1/78-12/78		R		04-0318		Ø 17,46	6, 7 CV
1.3 Spezial Eng. 345S (51kW)	70-72		R		04-0151	Bdx	Ø 20,64	Sweden
	70-72		R		04-0180	Bdx	Ø 22,00	
	70-72		R		04-0160	Luc	Ø 20,64	Sweden
1.3 Spezial Eng. 6G1 (49kW)	73-76		R		04-0151	Bdx	Ø 20,64	Sweden
	73-76		R		04-0180	Bdx	Ø 22,00	
	73-76		R		04-0160	Luc	Ø 20,64	Sweden
1.3 Spezial SW Eng. 366 (55kW)	74-76		R		04-0180	Bdx	Ø 22,00	
1.3 Spezial TI, Rallye 2 Eng. 3G4 (60kW)	74-77		R		04-0151	Bdx	Ø 20,64	Sweden
	74-77		R		04-0180	Bdx	Ø 22,00	
	74-77		R		04-0160	Luc	Ø 20,64	Sweden
1.3 Spezial, LS, GL, GLS Eng. 345/ S (40-44-51kW)	74-76		R		04-0180	Bdx	Ø 22,00	
1.3 Spezial, Rallye 1 Eng. 1G1/ G2 (44-50kW)	74-77		R		04-0151	Bdx	Ø 20,64	Sweden
	74-77		R		04-0180	Bdx	Ø 22,00	
	74-77		R		04-0160	Luc	Ø 20,64	Sweden
<b>Simca Sunbeam 7/77-3/83</b>								
0.9 Eng. CB (31kW)	77-		R		04-0087		Ø 17,78	
1.3 Eng. F12E (43-44kW)	77-		R		04-0087		Ø 17,78	
1.3 Eng. JB (40kW)	77-		R		04-0087		Ø 17,78	
1.6 Eng. H16D (51kW)	77-		R		04-0087		Ø 17,78	
1.6 Eng. TB (59kW)	78-		R		04-0087		Ø 17,78	
1.6 Ti Eng. TB (74kW)	78-		R		04-0087		Ø 17,78	
2.1 Lotus Eng. E (110-114kW)	79-		R		04-0087		Ø 17,78	
<b>Solara 2/80-7/86</b>								
1.3 Eng. 6G1D-VP (40kW)	2/80-7/80		R		04-0151	Bdx	Ø 20,64	
	2/80-7/80		R		04-0160	Luc	Ø 20,64	
	2/80-86		R		04-0615	Ate	Ø 22,20	
	8/80-86		R		04-0285	Bdx	Ø 22,00	
	8/80-86		R		04-0170	Luc	Ø 22,00	
2/80-7/80				05-0084		Ø 20,64		
1.4 Eng. 6Y1 (51kW)	82-84		R		04-0615	Ate	Ø 22,20	
	82-84		R		04-0285	Bdx	Ø 22,00	
	82-84		R		04-0170	Luc	Ø 22,00	
	82-84					05-0084		Ø 20,64
1.6 Eng. 6J1 (54kW)	81-84		R		04-0615	Ate	Ø 22,20	
	81-84		R		04-0285	Bdx	Ø 22,00	
	81-84		R		04-0170	Luc	Ø 22,00	
	81-84					05-0084		Ø 20,64
1.6 Eng. 6J2 (65kW)	2/80-7/80		R		04-0151	Bdx	Ø 20,64	
	2/80-7/80		R		04-0160	Luc	Ø 20,64	
	2/80-81		R		04-0615	Ate	Ø 22,20	
	8/80-81		R		04-0285	Bdx	Ø 22,00	
	8/80-81		R		04-0170	Luc	Ø 22,00	
	2/80-7/80					05-0084		Ø 20,64
<b>Tagora 6/80-12/87</b>								
2.1 Eng. 5N2 (85kW)	80-83		R		04-0583	Bdx	Ø 20,64	
	80-83		R		04-0365	Luc	Ø 20,64	
2.3 TD Eng. XD2S (59kW)	81-83		R		04-0583	Bdx	Ø 20,64	
	81-83		R		04-0365	Luc	Ø 20,64	
2.6 Eng. 9L6 (122kW)	81-83		R		04-0583	Bdx	Ø 20,64	
	81-83		R		04-0365	Luc	Ø 20,64	
<b>4 Runner I (N6) 1/84-1/88</b>								
All models	84-85		R		04-0485		Ø 19,05	
<b>4 Runner II (N13) 8/87-3/96</b>								
2.2 (YN135) Eng. 4Y/ 4YEC (72kW)	89-91		R		04-0504		Ø 22,20	
2.4 TD (LN130) Eng. 22REC (80-82kW)	89-95		R		04-0504		Ø 22,20	

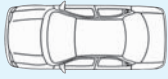

















































		Spare Parts	F/R	L/R	METELLI ref.		DIMENSIONS mm.	NOTE
2.8 D (LN130) Eng. 3L (66kW)	89-95		R		<b>04-0504</b>		Ø 22,20	
<b>4 Runner III (N18) 11/95-</b>								
2.7 Eng. 3RZFE (112kW)	95-		R		<b>04-0751</b>		Ø 23,81	15Inch Wheels
3.0 TD Eng. 1KZT (92kW)	95-		R		<b>04-0751</b>		Ø 23,81	15Inch Wheels
3.4 i 24v Eng. 5VZFE (131-136kW)	95-		R		<b>04-0751</b>		Ø 23,81	15Inch Wheels
<b>Avensis I (T22), SW 9/97-3/03</b>								
1.6 (AT220) Eng. 4AFE (66-70-74-78-81-85kW)	97-10/00		R	L	<b>04-0802</b>	Luc	Ø 20,64	Alu
	97-10/00		R	R	<b>04-0803</b>	Luc	Ø 20,64	Alu
1.6 VVT-i Eng. 3ZZFE (81kW)	00-03		R	L	<b>04-0802</b>	Luc	Ø 20,64	Alu
	00-03		R	R	<b>04-0803</b>	Luc	Ø 20,64	Alu
1.8 16v (AT221) Eng. 7AFE (79-81-85-86kW)	97-10/00		R	L	<b>04-0802</b>	Luc	Ø 20,64	Alu
	97-10/00		R	R	<b>04-0803</b>	Luc	Ø 20,64	Alu
1.8 16v VVTi Eng. 1ZZFE (92-95-99-103kW)	00-03		R	L	<b>04-0802</b>	Luc	Ø 20,64	Alu
	00-03		R	R	<b>04-0803</b>	Luc	Ø 20,64	Alu
2.0 16v (ST220) Eng. 3SFE (90-95-98kW)	97-10/00		R	L	<b>04-0802</b>	Luc	Ø 20,64	Alu
	97-10/00		R	R	<b>04-0803</b>	Luc	Ø 20,64	Alu
2.0 D-4D Eng. 1CDFTV (81kW)	99-03		R	L	<b>04-0802</b>	Luc	Ø 20,64	Alu
	99-03		R	R	<b>04-0803</b>	Luc	Ø 20,64	Alu
2.0 TD (CT220) Eng. 2CTE (66kW)	97-03		R	L	<b>04-0802</b>	Luc	Ø 20,64	Alu
	97-03		R	R	<b>04-0803</b>	Luc	Ø 20,64	Alu
<b>Avensis II (T25), SW 4/03-</b>								
1.6 VVT-i Eng. 3ZZFE (81kW)	03-				<b>05-0647</b>	Bosch	Ø 23,81	Alu, -ESP
1.8 16v VVTi Eng. 1ZZFE (95kW)	4/03-				<b>05-0648</b>	Bosch	Ø 23,81	Alu, +ESP
	4/03-				<b>05-0647</b>	Bosch	Ø 23,81	Alu, -ESP
2.0 Eng. 1AZFSE (108kW)	4/03-				<b>05-0648</b>	Bosch	Ø 23,81	Alu, +ESP
	4/03-				<b>05-0647</b>	Bosch	Ø 23,81	Alu, -ESP
2.0 D-4D Eng. 1CDFTV (85kW)	4/03-		R		<b>04-0905</b>		Ø 19,05	Alu
	4/03-				<b>05-0648</b>	Bosch	Ø 23,81	Alu, +ESP
	4/03-				<b>05-0647</b>	Bosch	Ø 23,81	Alu, -ESP
2.2 D-4D Eng. 2ADFTV (110kW)	05-				<b>05-0648</b>	Bosch	Ø 23,81	Alu, +ESP
2.4 Eng. 2AZFSE (120kW)	10/03-				<b>05-0648</b>	Bosch	Ø 23,81	Alu, +ESP
	10/03-				<b>05-0647</b>	Bosch	Ø 23,81	Alu, -ESP
2.4 Eng. 2AZFSE (125kW)	9/03-				<b>05-0648</b>	Bosch	Ø 23,81	Alu, +ESP
	9/03-				<b>05-0647</b>	Bosch	Ø 23,81	Alu, -ESP
<b>Aygo (KGB,WNB) 10/05-</b>								
1.0 VVT-i Eng. 1KRFE (50kW)	05-		R		<b>04-0939</b>	Bosch	Ø 17,46	Alu
	05-				<b>05-0691</b>	Bosch	Ø 20,64	Alu
1.4 HDi Eng. DV4D (40kW)	05-		R		<b>04-0939</b>	Bosch	Ø 17,46	Alu
	05-				<b>05-0691</b>	Bosch	Ø 20,64	Alu
<b>Camry 3/83-10/86</b>								
2.0 TD Eng. 2CTL (61kW)	85-86		R		<b>04-0372</b>		Ø 22,20	
All models (Exc. TD) Eng. 2CTL (61kW)	83-86		R	L	<b>04-0268</b>		Ø 19,05	Exc. 2.0TD
	83-86		R	R	<b>04-0267</b>		Ø 19,05	Exc. 2.0TD
<b>Camry (V1)/ Vista/ Scepter 2/83-8/96</b>								
2.0 Eng. 2SE (73-89kW)			R		<b>04-0716</b>		Ø 20,64	South Africa
2.0 Eng. 2SEL (79kW)			R		<b>04-0716</b>		Ø 20,64	South Africa
2.2 (SXV10), SW Eng. 5SFE (100kW)	91-92		R	L	<b>04-0466</b>		Ø 20,64	
	91-92		R	R	<b>04-0465</b>		Ø 20,64	
3.0 (VCV10), SW Eng. 3VZFE (138kW)	91-92		R	L	<b>04-0466</b>		Ø 20,64	
	91-92		R	R	<b>04-0465</b>		Ø 20,64	
<b>Camry (V2), SW 10/86-5/91</b>								
1.8 i (SV20) Eng. 1SL (66-74kW)	86-88		R	L	<b>04-0268</b>		Ø 19,05	Exc. SW
	86-88		R	R	<b>04-0267</b>		Ø 19,05	Exc. SW
2.0 16v (SV21, SV25) Eng. 3SFE (90-95-98kW)	86-91		R	L	<b>04-0374</b>		Ø 19,05	
	86-91		R	L	<b>04-0268</b>		Ø 19,05	Exc. SW
	86-91		R	R	<b>04-0373</b>		Ø 19,05	
	86-91		R	R	<b>04-0267</b>		Ø 19,05	Exc. SW

		Spare Parts	F/R	L/R	METELLI ref.		DIMENSIONS mm.	NOTE
2.0 TD (CV20) Eng. 2CT (62-63kW)	86-91		R	L	04-0374		Ø 19,05	
	86-91		R	L	04-0268		Ø 19,05	Exc. SW
	86-91		R	R	04-0373		Ø 19,05	
	86-91		R	R	04-0267		Ø 19,05	Exc. SW
2.5 V6 GXI (VZV21) Eng. 2VZFE (118kW)	88-91		R	L	04-0268		Ø 19,05	Exc. SW
	88-91		R	R	04-0267		Ø 19,05	Exc. SW
<b>Carina I (TA4, TA6), SW 8/77-2/87</b>								
1.6, LT Coupé Eng. 2T (55kW)	78-8/83		R		04-0063		Ø 19,05	Front Disc Brake
	80-1/82		R		04-0064		Ø 20,64	
1.8 Eng. 3TC (57kW)	78-83		R		04-0063		Ø 19,05	Front Disc Brake
<b>Carina II (T15) 10/83-11/87</b>								
1.6 (AT151) Eng. 4AL (62-63kW)	1/87-11/87		R	L	04-0270		Ø 17,46	
	83-87		R	L	04-0268		Ø 19,05	
	1/87-11/87		R	R	04-0269		Ø 17,46	
	83-87		R	R	04-0267		Ø 19,05	
1.6 (AT151) Eng. 4ALC (55-89kW)	1/87-11/87		R	L	04-0270		Ø 17,46	
	83-87		R	L	04-0268		Ø 19,05	
	1/87-11/87		R	R	04-0269		Ø 17,46	
	83-87		R	R	04-0267		Ø 19,05	
1.8 GLI (ST150) Eng. 1SL (74kW)	1/87-11/87		R	L	04-0270		Ø 17,46	
	83-87		R	L	04-0268		Ø 19,05	
	1/87-11/87		R	R	04-0269		Ø 17,46	
	83-87		R	R	04-0267		Ø 19,05	
2.0 D (CT150) Eng. 2C/ L (50-51-53kW)	1/87-12/87		R	L	04-0270		Ø 17,46	
	85-87		R	L	04-0268		Ø 19,05	
	1/87-12/87		R	R	04-0269		Ø 17,46	
	85-87		R	R	04-0267		Ø 19,05	
<b>Carina II (T17), SW 12/87-6/93</b>								
1.6 (AT171) Eng. 4AF (66kW)	87-89		R	L	04-0268		Ø 19,05	
	87-89		R	R	04-0267		Ø 19,05	
1.6 (AT171) Eng. 4AFE (72-75kW)	87-92		R	L	04-0268		Ø 19,05	
	87-92		R	R	04-0267		Ø 19,05	
2.0 D Eng. 2C/ L (53-54kW)	88-93		R	L	04-0268		Ø 19,05	
	88-93		R	R	04-0267		Ø 19,05	
2.0 GLI (ST171) Eng. 3SFE (90-95-98kW)	87-92		R	L	04-0268		Ø 19,05	
	87-92		R	R	04-0267		Ø 19,05	
<b>Carina III E (T19), SW 4/92-9/97</b>								
1.6 (AT190) Eng. 4AFE (73-85kW)	93-97		R	L	04-0670	Hosei	Ø 19,05	
	93-97		R	L	04-0669	Luc	Ø 19,05	Alu, U.K.
	93-97		R	L	04-0889	Luc	Ø 20,64	Alu
	93-97		R	R	04-0671	Hosei	Ø 19,05	
	93-97		R	R	04-0668	Luc	Ø 19,05	Alu, U.K.
	93-97		R	R	04-0888	Luc	Ø 20,64	Alu
1.6 16v (AT190) (Exc. SW) Eng. 4AFE (78kW)	93-97		R	L	04-0670	Hosei	Ø 19,05	
	93-97		R	L	04-0669	Luc	Ø 19,05	Alu, U.K.
	93-97		R	L	04-0889	Luc	Ø 20,64	Alu
	93-97		R	R	04-0671	Hosei	Ø 19,05	
	93-97		R	R	04-0668	Luc	Ø 19,05	Alu, U.K.
	93-97		R	R	04-0888	Luc	Ø 20,64	Alu
1.6 GLi (Exc. SW) Eng. 4AFE (79kW)	95-97		R	L	04-0670	Hosei	Ø 19,05	
	95-97		R	L	04-0669	Luc	Ø 19,05	Alu, U.K.
	95-97		R	L	04-0889	Luc	Ø 20,64	Alu
	95-97		R	R	04-0671	Hosei	Ø 19,05	
	95-97		R	R	04-0668	Luc	Ø 19,05	Alu, U.K.
	95-97		R	R	04-0888	Luc	Ø 20,64	Alu
1.8 16v (AT191) Eng. 7AFE (79-81-85-86kW)	95-97		R	L	04-0670	Hosei	Ø 19,05	
	95-97		R	L	04-0669	Luc	Ø 19,05	Alu, U.K.
	95-97		R	L	04-0889	Luc	Ø 20,64	Alu
	95-97		R	R	04-0671	Hosei	Ø 19,05	
	95-97		R	R	04-0668	Luc	Ø 19,05	Alu, U.K.
	95-97		R	R	04-0888	Luc	Ø 20,64	Alu
2.0 16v (ST191) Eng. 3SFE (93kW)	93-97		R	L	04-0670	Hosei	Ø 19,05	
	93-97		R	L	04-0669	Luc	Ø 19,05	Alu, U.K.
	93-97		R	L	04-0889	Luc	Ø 20,64	Alu

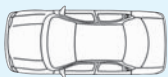
























































		Spare Parts	F/R	L/R	METELLI ref.		DIMENSIONS mm.	NOTE
2.0 16v (ST191) Eng. 3SFE (93kW)	93-97		R	R	<b>04-0671</b>	Hosei	Ø 19,05	
	93-97		R	R	<b>04-0668</b>	Luc	Ø 19,05	Alu, U.K.
	93-97		R	R	<b>04-0888</b>	Luc	Ø 20,64	Alu
2.0 D (CT190) Eng. 2C (53kW)	92-96		R	L	<b>04-0670</b>	Hosei	Ø 19,05	
	92-96		R	L	<b>04-0669</b>	Luc	Ø 19,05	Alu, U.K.
	92-96		R	L	<b>04-0889</b>	Luc	Ø 20,64	Alu
	92-96		R	R	<b>04-0671</b>	Hosei	Ø 19,05	
	92-96		R	R	<b>04-0668</b>	Luc	Ø 19,05	Alu, U.K.
	92-96		R	R	<b>04-0888</b>	Luc	Ø 20,64	Alu
2.0 GLI (ST191) Eng. 3SFE (90-95-98kW)	92-97		R	L	<b>04-0670</b>	Hosei	Ø 19,05	
	92-97		R	L	<b>04-0669</b>	Luc	Ø 19,05	Alu, U.K.
	92-97		R	L	<b>04-0889</b>	Luc	Ø 20,64	Alu
	92-97		R	R	<b>04-0671</b>	Hosei	Ø 19,05	
	92-97		R	R	<b>04-0668</b>	Luc	Ø 19,05	Alu, U.K.
	92-97		R	R	<b>04-0888</b>	Luc	Ø 20,64	Alu
2.0 TD (CT190) Eng. 2CT (61-62kW)	96-97		R	L	<b>04-0670</b>	Hosei	Ø 19,05	
	96-97		R	L	<b>04-0669</b>	Luc	Ø 19,05	Alu, U.K.
	96-97		R	L	<b>04-0889</b>	Luc	Ø 20,64	Alu
	96-97		R	R	<b>04-0671</b>	Hosei	Ø 19,05	
	96-97		R	R	<b>04-0668</b>	Luc	Ø 19,05	Alu, U.K.
	96-97		R	R	<b>04-0888</b>	Luc	Ø 20,64	Alu
<b>Celica I (TA2) 5/73-3/78</b>								
1.6 (TA2) Eng. 2T (55kW)	76-78		R		<b>04-0264</b>		Ø 20,64	Supra
1.6 GT (TA2, TA22) Eng. 2TG (79kW)	74-78		R		<b>04-0264</b>		Ø 20,64	Supra
1.6 LT (TA22) (58kW)	73-78		R		<b>04-0264</b>		Ø 20,64	Supra
1.6 ST (TA2, TA22) Eng. 2TB (55-63kW)	73-78		R		<b>04-0264</b>		Ø 20,64	Supra
2.0 Eng. 18R (63kW)	75-77		R		<b>04-0264</b>		Ø 20,64	Supra
2.2 Eng. 20R (71-81kW)	75-77		R		<b>04-0264</b>		Ø 20,64	Supra
<b>Celica II (TA60, RA40, RA6) 8/77-10/86</b>								
1.6 GT 16v Coupé Eng. 4AGE (91kW)	83-86		R		<b>04-0063</b>		Ø 19,05	
	83-86		R		<b>04-0064</b>		Ø 20,64	RA
1.6 ST (TA60) Eng. 2TB (66-80kW)	77-80		R		<b>04-0063</b>		Ø 19,05	
2.0 Coupé, XT Eng. 21R/ 21RC (77kW)	82-86		R		<b>04-0064</b>		Ø 20,64	
	82-86		R		<b>04-0265</b>		Ø 22,20	
2.0 GT (RA63) Eng. 18RG (87-90kW)	78-80		R		<b>04-0063</b>		Ø 19,05	
2.0 XT (RA40) Eng. 18R (65-66kW)	80-82		R		<b>04-0063</b>		Ø 19,05	
<b>Celica III (T16) 8/85-8/90</b>								
1.6 Eng. 4AL (63kW)	86-90		R	L	<b>04-0268</b>		Ø 19,05	
	86-90		R	R	<b>04-0267</b>		Ø 19,05	
1.6 GT 16v Eng. 4AGEL (91kW)	85-89		R	L	<b>04-0268</b>		Ø 19,05	
	85-89		R	R	<b>04-0267</b>		Ø 19,05	
<b>Celica IV (T18) 10/89-1/94</b>								
1.6 STI (AT180) Coupé Eng. 4AFE (66-70-74-78-81-85kW)	89-94		R	L	<b>04-0268</b>		Ø 19,05	+ABS
	89-94		R	R	<b>04-0267</b>		Ø 19,05	+ABS
2.0 GTi (ST182) Coupé, Cabrio Eng. 3SGE (115kW)	89-94		R	L	<b>04-0268</b>		Ø 19,05	+ABS
	89-94		R	R	<b>04-0267</b>		Ø 19,05	+ABS
<b>Condor 1/00-</b>								
1.8	00-		R		<b>04-0903</b>		Ø 22,20	South Africa
2.0	03-		R		<b>04-0903</b>		Ø 22,20	South Africa
2.4	00-		R		<b>04-0903</b>		Ø 22,20	South Africa
3.0 D	00-		R		<b>04-0903</b>		Ø 22,20	South Africa
<b>Conquest 1/84-</b>								
All models	84-		R		<b>04-0717</b>		Ø 19,05	South Africa
<b>Corolla I (KE, TE) 11/66-12/80</b>								
1.2, Coupé, SW Eng. 3KC/ H/ B (40-43kW)	1/77-78		R		<b>04-0092</b>		Ø 20,64	Europe
	8/74-1/77		R		<b>04-0063</b>		Ø 19,05	Exc. Europe
	8/74-1/77		R		<b>04-0064</b>		Ø 20,64	Europe
1.6 LiftB. Eng. 2T (55kW)	76-80		R		<b>04-0064</b>		Ø 20,64	
1.6 LiftB. Eng. 2TB (62kW)	76-80		R		<b>04-0064</b>		Ø 20,64	
<b>Corolla II (E7) 9/79-9/83</b>								
1.3 (KE70), SW, LiftB. Eng. 4KC (43-48kW)	82-83		R		<b>04-0216</b>		Ø 20,64	
1.6 (TE71) LiftB. Eng. 2TB (63kW)	79-83		R		<b>04-0064</b>		Ø 20,64	Front Disc Brake
1.6 (TE71), LiftB. Eng. 2T (55kW)	79-83		R		<b>04-0064</b>		Ø 20,64	Front Disc Brake

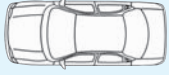
















		Spare Parts	F/R	L/R	METELLI ref.		DIMENSIONS mm.	NOTE
1.6 GT (TE71) LiftB. Eng. 2TG (81kW)	80-83		R		04-0063		Ø 19,05	Front Drum Brake
1.8 (TE72) LiftB. Eng. 3TC (57kW)	79-82		R		04-0063		Ø 19,05	Front Drum Brake, Sweden/Switzerland
1.8 D (CE70), SW Eng. 1C (43-48kW)	1/83-9/83		R		04-0064		Ø 20,64	Front Disc Brake
<b>Corolla III (E8) 5/83-5/88</b>								
1.3 (AE80), LiftB. Eng. 2AL (51-54kW)	83-88		R		04-0216		Ø 20,64	Sedan
	1/86-88		R	L	04-0270		Ø 17,46	
	83-12/85		R	L	04-0268		Ø 19,05	
	1/86-88		R	R	04-0269		Ø 17,46	
	83-12/85		R	R	04-0267		Ø 19,05	
1.3 (AE80/EE80), LiftB., Compact FX Eng. 2EL/2ELC (55-68kW)	84-87		R		04-0216		Ø 20,64	Sedan
	84-12/85		R	L	04-0268		Ø 19,05	
	86-87		R	L	04-0270		Ø 17,46	
	84-12/85		R	R	04-0267		Ø 19,05	
	86-87		R	R	04-0269		Ø 17,46	
1.6 (AE82), LiftB. Eng. 4AL (62kW)	1/86-87		R	L	04-0270		Ø 17,46	
	83-12/85		R	L	04-0268		Ø 19,05	
	1/86-87		R	R	04-0269		Ø 17,46	
	83-12/85		R	R	04-0267		Ø 19,05	
1.6 (AE82), LiftB., Compact FX Eng. 4ALC (53kW)	8/85-12/85		R	L	04-0268		Ø 19,05	
	86-88		R	L	04-0270		Ø 17,46	
	8/85-12/85		R	R	04-0267		Ø 19,05	
	86-88		R	R	04-0269		Ø 17,46	
1.6 Compact FX Eng. 4AC (55-85-89-91kW)	1/86-87		R	L	04-0270		Ø 17,46	
	83-12/85		R	L	04-0268		Ø 19,05	
	1/86-87		R	R	04-0269		Ø 17,46	
	83-12/85		R	R	04-0267		Ø 19,05	
1.6 LiftB. Eng. 4AL (63kW)	1/86-88		R	L	04-0270		Ø 17,46	
	7/85-12/85		R	L	04-0268		Ø 19,05	
	1/86-88		R	R	04-0269		Ø 17,46	
	7/85-12/85		R	R	04-0267		Ø 19,05	
1.8 D, LiftB., Compact FX Eng. 1C (43kW)	83-88		R	L	04-0270		Ø 17,46	
	83-88		R	R	04-0269		Ø 17,46	
1.8 D, LiftB., Compact FX Eng. 1CL (48kW)	83-88		R	L	04-0270		Ø 17,46	
	83-88		R	R	04-0269		Ø 17,46	
All models (South Africa)	83-88		R		04-0717		Ø 19,05	South Africa
<b>Corolla IV (E9), SW, Compact, Liftback 8/87-6/93</b>								
1.3 12v (EE90) Eng. 2E/ 2EE (55kW)	87-92		R	L	04-0270		Ø 17,46	
	87-92		R	R	04-0269		Ø 17,46	
1.6 (AE92) Eng. 4AF (66kW)	87-92		R		04-0217		Ø 19,05	Japan, Mod. AE95
	87-92		R	L	04-0270		Ø 17,46	
	87-92		R	R	04-0269		Ø 17,46	
	87-92		R	R	04-0267		Ø 19,05	Japan
	87-92		R	R	04-0268		Ø 19,05	Japan
1.6 (AE92) (Exc. Compact) Eng. 4AF (70kW)	87-92		R		04-0217		Ø 19,05	Japan, Mod. AE95
	87-92		R	L	04-0270		Ø 17,46	
	87-92		R	R	04-0269		Ø 17,46	
	87-92		R	R	04-0267		Ø 19,05	Japan
	87-92		R	R	04-0268		Ø 19,05	Japan
1.6 GTi (AE92) (Exc. SW) Eng. 4AGE (85-89-92-95kW)	87-93		R	L	04-0270		Ø 17,46	
	87-93		R	R	04-0269		Ø 17,46	
1.6i, 4WD Eng. 4AFE (74-78-81kW)	87-93		R		04-0217		Ø 19,05	Japan, Mod. AE95
	87-93		R	L	04-0270		Ø 17,46	
	87-92		R	R	04-0267		Ø 19,05	Japan
	87-92		R	R	04-0268		Ø 19,05	Japan
	87-93		R	R	04-0269		Ø 17,46	
1.8 D (CE90) Eng. 1C (47-48kW)	87-93		R	L	04-0270		Ø 17,46	
	87-93		R	R	04-0269		Ø 17,46	
<b>Corolla V (E10), SW, Compact, Liftback 7/92-4/97</b>								
1.3 12v (EE100) Eng. 2E (53-68kW)	92-97		R	L	04-0890	Tokiko	Ø 17,46	
	92-97		R	R	04-0886	Tokiko	Ø 17,46	
1.3 XLI (EE101) Eng. 4EFE (55kW)	95-97		R	L	04-0670	Hosei	Ø 19,05	
	95-97		R	R	04-0671	Hosei	Ø 19,05	
1.3 XLI 16v (EE101) Eng. 4EFE (65kW)	92-97		R	L	04-0670	Hosei	Ø 19,05	
	92-97		R	R	04-0671	Hosei	Ø 19,05	

		Spare Parts	F/R	L/R	METELLI ref.		DIMENSIONS mm.	NOTE
1.6 Si, GLi (AE101) Eng. 4AFE (66-70-74-78-81-85kW)	92-97		R	L	<b>04-0670</b>	Hosei	Ø 19,05	
	92-97		R	R	<b>04-0671</b>	Hosei	Ø 19,05	
1.8 16v 4WD, GT (AE102, 103) Eng. 7AFE (79-81-85-86kW)	92-97		R	L	<b>04-0670</b>	Hosei	Ø 19,05	
	92-97		R	R	<b>04-0671</b>	Hosei	Ø 19,05	
2.0 D (CE100) Eng. 2C (53kW)	92-97		R	L	<b>04-0670</b>	Hosei	Ø 19,05	
	92-97		R	R	<b>04-0671</b>	Hosei	Ø 19,05	
<b>Corolla VI (E11), SW, Compact, Liftback 4/97-1/02</b>								
1.4 (EE111) Eng. 4EFE (63kW)	97-00		R	L	<b>04-0913</b>		Ø 19,05	Alu
	97-00		R	L	<b>04-0670</b>	Hosei	Ø 19,05	
	97-00		R	R	<b>04-0912</b>		Ø 19,05	Alu
	97-00		R	R	<b>04-0671</b>	Hosei	Ø 19,05	
	97-00				<b>05-0591</b>	Aisin	Ø 22,20	Alu, +ABS
1.4 16v (ZZE111) Eng. 4ZZFE (71kW)	00-02		R	L	<b>04-0670</b>	Hosei	Ø 19,05	
	00-02		R	R	<b>04-0671</b>	Hosei	Ø 19,05	
1.6 (AE111) Eng. 4AFE (81kW)	97-00		R	L	<b>04-0913</b>		Ø 19,05	Alu
	97-00		R	L	<b>04-0670</b>	Hosei	Ø 19,05	
	97-00		R	R	<b>04-0912</b>		Ø 19,05	Alu
	97-00		R	R	<b>04-0671</b>	Hosei	Ø 19,05	
	97-00				<b>05-0591</b>	Aisin	Ø 22,20	Alu, +ABS
1.6 16v Eng. 3ZZFE (81kW)	00-02		R	L	<b>04-0670</b>	Hosei	Ø 19,05	
	00-02		R	R	<b>04-0671</b>	Hosei	Ø 19,05	
1.6 Aut. (AE111) Eng. 4AFE (79kW)	97-00		R	L	<b>04-0913</b>		Ø 19,05	Alu
	97-00		R	L	<b>04-0670</b>	Hosei	Ø 19,05	
	97-00		R	R	<b>04-0912</b>		Ø 19,05	Alu
	97-00		R	R	<b>04-0671</b>	Hosei	Ø 19,05	
	97-00				<b>05-0591</b>	Aisin	Ø 22,20	Alu, +ABS
1.9 D (WZE110) Eng. 1WZ (51kW)	00-02		R	L	<b>04-0670</b>	Hosei	Ø 19,05	
	00-02		R	R	<b>04-0671</b>	Hosei	Ø 19,05	
2.0 D (CE110) Eng. 2CE (53kW)	97-00		R	L	<b>04-0913</b>		Ø 19,05	Alu
	97-00		R	L	<b>04-0670</b>	Hosei	Ø 19,05	
	97-00		R	R	<b>04-0912</b>		Ø 19,05	Alu
	97-00		R	R	<b>04-0671</b>	Hosei	Ø 19,05	
	97-00				<b>05-0591</b>	Aisin	Ø 22,20	Alu, +ABS
<b>Corolla VII (E12U), SW 1/02-</b>								
1.4 D-4D Eng. 1NDTV (66kW)	7/04-				<b>05-0593</b>		Ø 20,64	Alu, +ABS, +TC
	7/04-				<b>05-0592</b>		Ø 20,64	Alu, +ABS, -TC
1.4 VVT-i Eng. 4ZZFE (71kW)	1/02-				<b>05-0593</b>		Ø 20,64	Alu, +ABS, +TC
	1/02-				<b>05-0592</b>		Ø 20,64	Alu, +ABS, -TC
1.6 VVT-i Eng. 3ZZFE (81kW)	1/02-				<b>05-0593</b>		Ø 20,64	Alu, +ABS, +TC
	1/02-				<b>05-0592</b>		Ø 20,64	Alu, +ABS, -TC
1.8 VVTLi TS (Exc. SW) Eng. 2ZZGE (141kW)	02-				<b>05-0593</b>		Ø 20,64	Alu, +ABS, +TC
	02-				<b>05-0592</b>		Ø 20,64	Alu, +ABS, -TC
2.0 D-4D Eng. 1CDFTV (66kW)	1/02-				<b>05-0593</b>		Ø 20,64	Alu, +ABS, +TC
	1/02-				<b>05-0592</b>		Ø 20,64	Alu, +ABS, -TC
2.0 D-4D Eng. 1CDFTV (85kW)	03-		R		<b>04-0905</b>		Ø 19,05	Alu
	03-				<b>05-0593</b>		Ø 20,64	Alu, +ABS, +TC
	03-				<b>05-0592</b>		Ø 20,64	Alu, +ABS, -TC
<b>Corolla VIII Verso (R1) 4/04-</b>								
1.6 VVT-i Eng. 3ZZFE (81kW)	04-				<b>05-0648</b>	Bosch	Ø 23,81	Alu, +ESP
	04-				<b>05-0647</b>	Bosch	Ø 23,81	Alu, -ESP
1.8 16v VVTi Eng. 1ZZFE (95kW)	04-				<b>05-0648</b>	Bosch	Ø 23,81	Alu, +ESP
	04-				<b>05-0647</b>	Bosch	Ø 23,81	Alu, -ESP
2.0 D-4D Eng. 1CDFTV (85kW)	4/04-		R		<b>04-0905</b>		Ø 19,05	Alu
	04-				<b>05-0648</b>	Bosch	Ø 23,81	Alu, +ESP
	04-				<b>05-0647</b>	Bosch	Ø 23,81	Alu, -ESP
2.2 D Eng. 2ADFHV (130kW)	05-				<b>05-0648</b>	Bosch	Ø 23,81	Alu, +ESP
2.2 D-4D Eng. 2ADFTV (100kW)	05-				<b>05-0648</b>	Bosch	Ø 23,81	Alu, +ESP
<b>Corona I (RX, RT) 12/75-1/81</b>								
1.8, LiftB. Eng. 3T (63-70kW)	79-81		R		<b>04-0063</b>		Ø 19,05	Front Drum Brake
	79-81		R		<b>04-0064</b>		Ø 20,64	Front Disc Brake
2.0, SW Eng. 18R (65-81kW)	75-79		R		<b>04-0063</b>		Ø 19,05	Front Drum Brake
	75-79		R		<b>04-0064</b>		Ø 20,64	Front Disc Brake
















		Spare Parts	F/R	L/R	METELLI ref.		DIMENSIONS mm.	NOTE
<b>Cressida I (RX3), SW 7/77-7/81</b>								
2.0 Eng. 18R (66kW)	77-81		R		04-0064		Ø 20,64	
<b>Cressida II (X6), SW 9/80-3/85</b>								
2.0 Eng. 21R/ 21RC (77kW)	81-85		R		04-0064		Ø 20,64	
2.0 GLI (Exc. SW) Eng. 1GE (80kW)	82-84		R		04-0064		Ø 20,64	
2.2 D Eng. L (49kW)	80-85		R		04-0064		Ø 20,64	
2.6	80-85		R		04-0265		Ø 22,20	
2.8 Eng. 5MGE (125kW)	80-85		R		04-0265		Ø 22,20	
<b>Cressida III (X7), SW 3/85-1/88</b>								
1.8 Eng. 2YPUJE	85-88		R		04-0504		Ø 22,20	South Africa
2.0	85-86		R		04-0265		Ø 22,20	Middle East
	85-88		R		04-0504		Ø 22,20	
2.4 D Eng. 2LT (63-66kW)	85-88		R		04-0504		Ø 22,20	
<b>Cressida IV (X8), SW 1/88-1/93</b>								
1.8 Eng. 4SFI	88-93		R		04-0715		Ø 22,22	
2.0 Eng. 3YP (65kW)	88-93		R		04-0715		Ø 22,22	
All models	88-93		R		04-0715		Ø 22,22	
<b>Crown (S1) 4/80-12/94</b>								
2.0 (MS112) Eng. 3YPU/ PE/ 3YC (65kW)	80-94		R		04-0377		Ø 20,64	
2.2 Eng. 4Y (69kW)	88-94		R		04-0377		Ø 20,64	
2.2 D (LS110) Eng. L (49-53kW)	1/83-7/83		R		04-0375		Ø 22,20	
	80-83		R		04-0377		Ø 20,64	
2.4 TD (LS130) Eng. 2LTE/ EH (71kW)	84-92		R		04-0377		Ø 20,64	
	92-94		R		04-0375		Ø 22,20	
2.6 Eng. 4M	80-83		R		04-0376		Ø 23,81	
2.8 SI (MS122/132/133), SW Eng. 5ME (107kW)	80-91		R		04-0377		Ø 20,64	
	80-91		R		04-0375		Ø 22,20	SW
<b>Dyna I 100 8/77-12/89</b>								
1.8 Eng. 2Y (58kW)	1/88-12/89		R		04-0376		Ø 23,81	Incl. Denmark
	86-12/88		R		04-0396		Ø 20,64	
2.4 D Eng. 2L (71kW)	1/88-12/89		R		04-0376		Ø 23,81	Incl. Denmark
	86-12/88		R		04-0396		Ø 20,64	
<b>Dyna I 150 8/77-12/89</b>								
1.8 Eng. 2Y (58kW)	86-87		R		04-0396		Ø 20,64	
2.4 D Eng. 2L (71kW)	86-89		R		04-0396		Ø 20,64	
<b>Land Cruiser I (J4), Pick-Up 3/69-4/86</b>								
3.0 D (BJ40V, BJ43) (Exc. Pick-up) Eng. B (59kW)	80-84		R		04-0378		Ø 25,40	
3.4 D (BJ42V, BJ45_V/P, BJ46) Eng. 3B (66kW)	80-84		R		04-0378		Ø 25,40	Mod. BJ42
4.0 D (HJ47V/P) Eng. 2H (74-76kW)	80-84		R		04-0378		Ø 25,40	
<b>Land Cruiser II (J6) 10/81-12/89</b>								
3.4 D (BJ60V) Eng. 3B (66kW)	81-87		R		04-0378		Ø 25,40	Hardtop
4.0 (FJ62V) Eng. 3F (101kW)	84-87		R		04-0378		Ø 25,40	
<b>Land Cruiser III (J7) 11/84-</b>								
2.4 (RJ70, RJ73) Eng. 22R (77kW)	84-90		R		04-0377		Ø 20,64	Front Drum Brake
	84-90		R		04-0376		Ø 23,81	Front Disc Brake
2.4 (RJ70, RJ73) Eng. 22R (81kW)	84-90		R		04-0377		Ø 20,64	Front Drum Brake
	84-90		R		04-0376		Ø 23,81	Front Disc Brake
3.0 TD (KZJ70, 73, 77), Hardtop Eng. 1KZT (92kW)	93-96		R		04-0378		Ø 25,40	
3.4 D Eng. 3B (70kW)	84-96		R		04-0378		Ø 25,40	
3.4 D (BJ70V, BJ73) Eng. 3B (66-70kW)	84-96		R		04-0378		Ø 25,40	
4.2 TD (HZJ7_V) Eng. 1HZ (96kW)	90-		R		04-0378		Ø 25,40	
<b>Paseo (EL54) 8/95-7/99</b>								
1.5 16v, Cabrio Eng. 5EFE (66kW)	95-99		R	L	04-0890	Tokiko	Ø 17,46	
	95-99		R	R	04-0886	Tokiko	Ø 17,46	
<b>Previa I (TCR1, 2) 5/90-8/00</b>								
2.4, 4WD Eng. 2TZFE (97kW)	90-		R		04-0375		Ø 22,20	
<b>Previa II (ACR3) 8/00-</b>								
2.0 D-4D Eng. 1CDFTV (66-81-85kW)	3/01-		R		04-0905		Ø 19,05	Alu
<b>Prius I (NHW11) 5/00-1/04</b>								
1.5 Eng. 1NZFXE (53kW)	00-04		R	L	04-0965		Ø 20,64	Alu
	00-04		R	R	04-0964		Ø 20,64	Alu

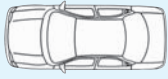



































				Spare Parts	F/R	L/R	METELLI ref.		DIMENSIONS mm.	NOTE
<b>Rav 4 I (XA1) 6/94-6/00</b>										
2.0 16v, Cabrio Eng. 3SFE (90-95-98kW)	95-00			R			04-0990		Ø 17,46	
	94-00						05-0765		Ø 22,20	Alu, -ABS, A/T
<b>Rav 4 II (XA2) 6/00-2/06</b>										
1.8 16v VVTi Eng. 1ZZFE (92-95-99-103kW)	2/01-			R			04-0905		Ø 19,05	Alu
2.0 D-4D 4WD Eng. 1CDFTV (66-81-85kW)	9/01-			R			04-0905		Ø 19,05	Alu
	9/01-						05-0590		Ø 20,64	Alu
2.0 VVTi 4WD Eng. 1AZFE/ FSE (110kW)	6/00-			R			04-0905		Ø 19,05	Alu
	6/00-						05-0590		Ø 20,64	Alu
<b>Starlet II (P6) 2/78-9/84</b>										
1.0 (KP60), SW Eng. 2K (33-43kW)	78-84			R			04-0217		Ø 19,05	
	78-84			R			04-0216		Ø 20,64	SW
1.2 S (KP62), SW Eng. 3KH (39-41-57kW)	78-82			R			04-0217		Ø 19,05	
1.3 (KP61) Eng. 4K (43-48kW)	82-84			R			04-0217		Ø 19,05	
<b>Starlet III (P7) 10/84-12/89</b>										
1.0 (EP70L) Eng. 1EL (40kW)	84-89			R	L		04-0270		Ø 17,46	
	84-89			R	R		04-0269		Ø 17,46	
1.3 (EP71L) Eng. 2ELC (55-68kW)	84-89			R	L		04-0270		Ø 17,46	
	84-89			R	R		04-0269		Ø 17,46	
1.5 D (NP70L) Eng. 1N (40kW)	86-89			R	L		04-0270		Ø 17,46	
	86-89			R	R		04-0269		Ø 17,46	
<b>Starlet IV (P8) 12/89-3/96</b>										
1.0 (EP80) Eng. 1E (40kW)	89-92			R	L		04-0270		Ø 17,46	
	89-92			R	R		04-0269		Ø 17,46	
1.3 12v (EP81), Kat Eng. 2E/ 2EE (55kW)	89-96			R	L		04-0807	Luc	Ø 17,46	+ABS
	89-96			R	R		04-0887	Luc	Ø 17,46	+ABS
1.5 D (NP80) Eng. 1N (40kW)	89-96			R	L		04-0807	Luc	Ø 17,46	+ABS
	89-96			R	R		04-0887	Luc	Ø 17,46	+ABS
<b>Starlet V (P9) 4/96-3/99</b>										
1.3 (EP91) Eng. 4EFE (55kW)	96-99			R	L		04-0807	Luc	Ø 17,46	+ABS
	96-99			R	L		04-0890	Tokiko	Ø 17,46	-ABS
	96-99			R	R		04-0887	Luc	Ø 17,46	+ABS
	96-99			R	R		04-0886	Tokiko	Ø 17,46	-ABS
<b>Tercel I (L1, L2) 3/79-4/86</b>										
1.3 (AL20, AL11) Eng. 2A (48kW)	79-82			R			04-0218		Ø 15,87	
	82-85			R	L		04-0270		Ø 17,46	
	82-85			R	R		04-0269		Ø 17,46	
1.5, 4WD (AL25) Eng. 3AC/ LU/ U (52kW)	10/86-3/88			R			04-0217		Ø 19,05	SW, 4WD
	83-88			R	L		04-0268		Ø 19,05	
	83-88			R	R		04-0267		Ø 19,05	
<b>Trueno 8/74-12/80</b>										
1.2 (40kW)	74-77			R			04-0063		Ø 19,05	Exc. Europe
	74-77			R			04-0064		Ø 20,64	Europe
	77-80			R			04-0092		Ø 20,64	Europe
<b>Yaris I (CP10) 4/99-12/05</b>										
1.0 16v Eng. 1SZFE (48kW)	03-			R			04-0882	Bosch	Ø 19,05	Alu, Made in France
	03-						05-0384		Ø 20,64	Alu, Made in Japan, +ABS
	03-						05-0520		Ø 20,64	Alu, Made in Japan, -ABS
	03-						05-0709	Bosch	Ø 20,64	Alu, Made in France, +ABS
	03-05						05-0708	Bosch	Ø 20,64	Alu, Made in France, -ABS
1.0 16v Eng. 1SZFE (50kW)	03-			R			04-0882	Bosch	Ø 19,05	Alu, Made in France
	1/99-8/99			R	L		04-0896		Ø 17,46	Alu
	8/99-03			R	L		04-0805		Ø 17,46	Alu
	1/99-8/99			R	R		04-0804		Ø 17,46	Alu
	8/99-03			R	R		04-0895		Ø 17,46	Alu
	99-						05-0384		Ø 20,64	Alu, Made in Japan, +ABS
	99-						05-0520		Ø 20,64	Alu, Made in Japan, -ABS
1.3 Eng. 2SZFE (64kW)	02-			R			04-0882	Bosch	Ø 19,05	Alu, Made in France
	02-						05-0384		Ø 20,64	Alu, Made in Japan, +ABS
	02-						05-0520		Ø 20,64	Alu, Made in Japan, -ABS
	02-						05-0709	Bosch	Ø 20,64	Alu, Made in France, +ABS
	02-						05-0708	Bosch	Ø 20,64	Alu, Made in France, -ABS
1.3 16v (NCP10) Eng. 2NZFE (63kW)	1/99-8/99			R	L		04-0896		Ø 17,46	Alu
	8/99-			R	L		04-0805		Ø 17,46	Alu

















		Spare Parts	F/R	L/R	METELLI ref.		DIMENSIONS mm.	NOTE
1.3 16v (NCP10) Eng. 2NZFE (63kW)	1/99-8/99		R	R	04-0804		Ø 17,46	Alu
	8/99-99		R	R	04-0895		Ø 17,46	Alu
	99-99				05-0384		Ø 20,64	Alu, Made in Japan, +ABS
					05-0520		Ø 20,64	Alu, Made in Japan, -ABS
1.4 D-4D Eng. 1NDTV (55kW)	03-01-03		R		04-0882	Bosch	Ø 19,05	Alu, Made in France
	01-03		R	L	04-0805		Ø 17,46	Alu
	01-01		R	R	04-0895		Ø 17,46	Alu
	01-01				05-0384		Ø 20,64	Alu, Made in Japan, +ABS
	03-05				05-0520		Ø 20,64	Alu, Made in Japan, -ABS
	03-05				05-0709	Bosch	Ø 20,64	Alu, Made in France, +ABS
1.5 TS (NCP13) Eng. 1NZFE (77kW)	03-03				05-0384		Ø 20,64	Alu, Made in Japan, +ABS
	03-03				05-0520		Ø 20,64	Alu, Made in Japan, -ABS
1.5 VVT-i TS Eng. 1NZFE (78kW)	01-01				05-0384		Ø 20,64	Alu, Made in Japan, +ABS
	01-01				05-0520		Ø 20,64	Alu, Made in Japan, -ABS
<b>Yaris I (NC/LP2) Verso 11/99-12/05</b>								
1.3 16v (NCP22) Eng. 2NZFE (63kW)	99-99		R	L	04-0845		Ø 19,05	Alu
	99-99		R	R	04-0844		Ø 19,05	Alu
1.4 D-4D Eng. 1NDTV (55kW)	12/01-12/01		R	L	04-0845		Ø 19,05	Alu
	12/01-12/01		R	R	04-0844		Ø 19,05	Alu
<b>Yaris II (SP9) 1/06-</b>								
1.0 VVT-i Eng. 1KRFE (51kW)	06-06		R		04-0933	Ap	Ø 20,64	Alu, Made in France
	06-06		R	L	04-0965		Ø 20,64	Alu, Made in Japan
	06-06		R	R	04-0964		Ø 20,64	Alu, Made in Japan
	06-06				05-0710		Ø 20,64	Alu, Made in France, +ESP
1.3 VVTi Eng. 2SZFE (64kW)	06-06		R		04-0933	Ap	Ø 20,64	Alu, Made in France
	06-06		R	L	04-0965		Ø 20,64	Alu, Made in Japan
	06-06		R	R	04-0964		Ø 20,64	Alu, Made in Japan
	06-06				05-0710		Ø 20,64	Alu, Made in France, +ESP
1.4 D-4D Eng. 1NDTV (66kW)	06-06		R		04-0933	Ap	Ø 20,64	Alu, Made in France
	06-06		R	L	04-0965		Ø 20,64	Alu, Made in Japan
	06-06		R	R	04-0964		Ø 20,64	Alu, Made in Japan
	06-06				05-0710		Ø 20,64	Alu, Made in France, +ESP





































## TOYOTA LCV

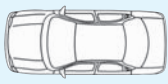

















































<b>Hiace I (H) 2/77-12/84</b>								
1.6 Eng. 12R (48-49kW)	77-83		R		04-0485		Ø 19,05	
2.0 (RH25-32) Eng. 18R (65-81kW)	77-83		R		04-0485		Ø 19,05	
2.2 D (LH20-30) Eng. L (46kW)	77-83		R		04-0485		Ø 19,05	
<b>Hiace II (H5) 3/83-11/89</b>								
1.6 Eng. 12R (49kW)	83-85		R		04-0396		Ø 20,64	
1.8 Eng. 2Y (58kW)	83-12/85		R		04-0396		Ø 20,64	N1
	83-87		R		04-0376		Ø 23,81	
2.0 Eng. 3Y/ 3YC (65kW)	85-12/85		R		04-0396		Ø 20,64	N1
	85-89		R		04-0376		Ø 23,81	
2.2 D Eng. L (49-72kW)	3/83-8/84		R		04-0376		Ø 23,81	
	83-12/85		R		04-0396		Ø 20,64	N1
2.4 D, 4WD Eng. 2L (55kW)	8/84-12/85		R		04-0396		Ø 20,64	N1
	8/84-89		R		04-0376		Ø 23,81	
<b>Hiace III (H10) 8/89-8/95</b>								
2.0 (RZH102) Eng. 1RZ (74kW)	90-94		R		04-0376		Ø 23,81	
2.4 D (LH102), 4WD Eng. 2L (55-71kW)	92-92		R		04-0376		Ø 23,81	
	92-92		R		04-0378		Ø 25,40	Minibus
2.4, 4WD (RZH103) Eng. 2RZE (88kW)	92-95		R		04-0376		Ø 23,81	
	92-95		R		04-0378		Ø 25,40	Minibus
<b>Hilux I (N) 1/72-1/89</b>								
1.6 Eng. 12R (46-48kW)	72-89		R		04-0396		Ø 20,64	Front Drum Brake
	72-89		R		04-0372		Ø 22,20	Front Disc Brake
1.8 Eng. 2Y (58kW)	84-89		R		04-0485		Ø 19,05	Pick up, 4WD
	84-89		R		04-0372		Ø 22,20	
2.0 Eng. 3Y/ 3YC (65kW)	79-83		R		04-0485		Ø 19,05	Pick up, 4WD
2.2 D Eng. L (49kW)	72-84		R		04-0396		Ø 20,64	Front Drum Brake
	78-89		R		04-0372		Ø 22,20	Front Disc Brake
	82-89		R		04-0485		Ø 19,05	Pick up, 4WD

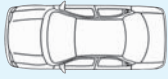








































		Spare Parts	F/R	L/R	METELLI ref.		DIMENSIONS mm.	NOTE
2.4 D Eng. 2L (57-71kW)	84-89		R		04-0372		Ø 22,20	
<b>Hilux I (N) Pick-Up 1/84-</b>								
1.8 Eng. 2Y (61kW)	88-94		R		04-0396		Ø 20,64	
2.2 4WD Eng. 4Y/ 4YEC (69-72kW)	87-89		R		04-0504		Ø 22,20	RN, YN 106, 110
	87-89		R		04-0808		Ø 22,22	
2.4 4WD Eng. 2RZFE (103kW)	97-		R		04-0808		Ø 22,22	
2.4 D, 4WD Eng. 2L (58-61kW)	94-		R		04-0504		Ø 22,20	LN105, 110
	94-		R		04-0808		Ø 22,22	
2.4 i 4WD Eng. 22R (84kW)	6/89-		R		04-0808		Ø 22,22	
<b>Liteace I 10/79-1/95</b>								
1.3 Eng. 4KC/4K (42-43kW)	1/83-11/86		R		04-0064		Ø 20,64	
	79-12/82		R		04-0063		Ø 19,05	
1.5 Eng. 5K (51-52-61kW)	86-9/91		R		04-0064		Ø 20,64	
1.8 D (41kW)	1/83-85		R		04-0064		Ø 20,64	
	10/82-12/82		R		04-0063		Ø 19,05	
1.8 D Eng. 1C (46-48kW)	85-88		R		04-0064		Ø 20,64	
2.0 D Eng. 2C (51-53kW)	92-94		R		04-0064		Ø 20,64	
<b>Modell F (R2, 31) Bus 11/82-1/90</b>								
1.8 (YR20) Eng. 2Y/ 2YC (58kW)	1/86-90		R		04-0377		Ø 20,64	
	82-12/85		R		04-0375		Ø 22,20	
2.0 Eng. 3Y (66kW)	88-90		R		04-0377		Ø 20,64	
2.0 Eng. 3Y/ 3YC (65kW)	1/86-88		R		04-0377		Ø 20,64	
	84-12/85		R		04-0375		Ø 22,20	
2.2 (YR22LG, YR31LG) Eng. 4Y/ 4YEC (72kW)	87-90		R		04-0377		Ø 20,64	
<b>Pick-Up 1/75-</b>								
1 ton	75-		R		04-0372		Ø 22,20	
	75-		R		04-0375		Ø 22,20	
3/4 Ton	75-		R		04-0396		Ø 20,64	
	75-		R		04-0376		Ø 23,81	
All models	75-		R		04-0740		Ø 17,46	Exc. Turbo, 4WD
	75-		R		04-0485		Ø 19,05	Exc. Turbo, 4WD
	75-		R		04-0504		Ø 22,20	Turbo
<b>T100 1/93-1/98</b>								
1/2 ton	93-98		R		04-0751		Ø 23,81	
<b>Vanwagon 1/83-12/91</b>								
All models	1/91-12/91		R		04-0375		Ø 22,20	+ABS
	83-88		R		04-0377		Ø 20,64	

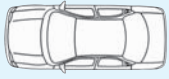






























































## VOLKSWAGEN

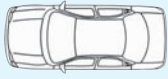






















<b>1302, 1303 8/70-</b>								
All models	8/70-		F		04-0457		Ø 23,81	
	8/70-		R		04-0061		Ø 17,46	
<b>147 1/66-7/74</b>								
All models	66-		R		04-0045		Ø 19,05	Ch -118328505
	-7/74		R		04-0061		Ø 17,46	Ch 118328506-
<b>1500,1600 (31, 36), Variant 4/61-7/73</b>								
1.5 Eng. 341 (40kW)	63-65		F		04-0457		Ø 23,81	
	63-65		R		04-0045		Ø 19,05	
1.5 Eng. K (33kW)	8/66-7/67		F		04-0457		Ø 23,81	
	8/66-7/67		R		04-0045		Ø 19,05	
	8/67-70		R		04-0061		Ø 17,46	
1.6 (Exc. SW) Eng. P (37kW)	64-7/67		F		04-0457		Ø 23,81	
	64-7/67		R		04-0045		Ø 19,05	
	8/67-73		R		04-0061		Ø 17,46	
1.6 L Eng. T/ U (40kW)	65-7/67		F		04-0457		Ø 23,81	
	65-7/67		R		04-0045		Ø 19,05	
	8/67-70		R		04-0061		Ø 17,46	
<b>181 9/69-2/79</b>								
1.5 Eng. H (32kW)	8/69-81		R		04-0044		Ø 22,22	
1.6 Eng. AG (32kW)	8/69-81		R		04-0044		Ø 22,22	
1.6 Eng. AL/ AM (35kW)	8/69-81		R		04-0044		Ø 22,22	
<b>Beetle Super 1/70-1/79</b>								
All models	70-79		F		04-0457		Ø 23,81	Front Drum Brake
	70-79		R		04-0061		Ø 17,46	

				Spare Parts	F/R	L/R	METELLI ref.		DIMENSIONS mm.	NOTE
<b>Bora (1J2, 1J6), Variant 10/98-</b>										
1.4 16v Eng. AHW/ AKQ/ APE/ AUA/ AXP/ BCA (55kW)	00-						05-0536	Ate	Ø 23,81	Alu, +ESP
	10/98-00						05-0295	Ate	Ø 23,81	Alu, +ESP, LHD
	98-						05-0280		Ø 23,81	-ESP, LHD
	98-						54-0026		Ø 23,81	
	98-						55-0058	Sachs	Ø 15,87	Pla, LHD
1.6 Eng. AEH/ AKL/ APF (74kW)	00-						05-0536	Ate	Ø 23,81	Alu, +ESP
	10/98-						05-0280		Ø 23,81	-ESP, LHD
	10/98-00						05-0295	Ate	Ø 23,81	Alu, +ESP, LHD
	98-						54-0026		Ø 23,81	
	98-						55-0058	Sachs	Ø 15,87	Pla, LHD
1.6 Eng. AVU/ BFQ (75kW)	00-						05-0536	Ate	Ø 23,81	Alu, +ESP
	10/98-						05-0280		Ø 23,81	-ESP, LHD
	10/98-00						05-0295	Ate	Ø 23,81	Alu, +ESP, LHD
	98-						54-0026		Ø 23,81	
	98-						55-0058	Sachs	Ø 15,87	Pla, LHD
1.6 16v Eng. ATN/ AUS/ AZD/ BCB (77kW)	2/00-						05-0280		Ø 23,81	-ESP, LHD
	2/00-8/00						05-0295	Ate	Ø 23,81	Alu, +ESP
	9/00-						05-0536	Ate	Ø 23,81	Alu, +ESP
	00-						54-0026		Ø 23,81	
	00-						55-0058	Sachs	Ø 15,87	Pla, LHD
1.6 FSI Eng. BAD (81kW)	02-						05-0280		Ø 23,81	-ESP
	02-						05-0536	Ate	Ø 23,81	Alu, +ESP
	02-						54-0052	Fte	Ø 19,05	Pla
	02-						55-0058	Sachs	Ø 15,87	Pla, LHD
	02-						05-0280		Ø 23,81	-ESP
1.8 T. Eng. AGU/ ARZ/ AUM (110kW)	00-						05-0280		Ø 23,81	-ESP
	00-						05-0536	Ate	Ø 23,81	Alu, +ESP
	5/00-						54-0056		Ø 19,05	
	98-						55-0058	Sachs	Ø 15,87	Pla, LHD
	98-						05-0280		Ø 23,81	-ESP
1.8 T. Eng. AUQ (132kW)	02-						05-0536	Ate	Ø 23,81	Alu, +ESP
	02-						55-0058	Sachs	Ø 15,87	Pla, LHD
	02-						55-0058	Sachs	Ø 15,87	Pla, LHD
1.8, 4motion Eng. AGN/ AGU/ ARZ (92-110kW)	00-						05-0536	Ate	Ø 23,81	Alu, +ESP
	10/98-						05-0280		Ø 23,81	-ESP, LHD
	10/98-00						05-0295	Ate	Ø 23,81	Alu, +ESP, LHD
	10/98-						54-0056		Ø 19,05	
	98-						55-0058	Sachs	Ø 15,87	Pla, LHD
1.9 SDi (Exc. SW) Eng. AGP/ AQM (50kW)	9/00-						05-0536	Ate	Ø 23,81	Alu, +ESP
	98-						05-0280		Ø 23,81	+ESP
	98-8/00						05-0295	Ate	Ø 23,81	Alu, +ESP
	10/98-						54-0026		Ø 23,81	
	98-						55-0058	Sachs	Ø 15,87	Pla, LHD
1.9 TDi Eng. AHF/ ASV (81kW)	00-						05-0536	Ate	Ø 23,81	Alu, +ESP
	10/98-						05-0280		Ø 23,81	-ESP, LHD
	10/98-00						05-0295	Ate	Ø 23,81	Alu, +ESP, LHD
	10/98-6/01						54-0056		Ø 19,05	
	98-						55-0058	Sachs	Ø 15,87	Pla, LHD
1.9 TDi, 4motion Eng. AGR/ ALH/ ANU (66kW)	00-						05-0536	Ate	Ø 23,81	Alu, +ESP
	10/98-						05-0280		Ø 23,81	-ESP, LHD
	10/98-00						05-0295	Ate	Ø 23,81	Alu, +ESP, LHD
	10/98-6/01						54-0056		Ø 19,05	
	98-						55-0058	Sachs	Ø 15,87	Pla, LHD
1.9 TDi, 4motion Eng. AJM/ AUY (85kW)	9/00-01						05-0536	Ate	Ø 23,81	Alu, +ESP
	99-00						05-0295	Ate	Ø 23,81	Alu, +ESP
	99-01						05-0280		Ø 23,81	-ESP
	98-						55-0058	Sachs	Ø 15,87	Pla, LHD
	98-						05-0280		Ø 23,81	-ESP
1.9 TDi, 4motion Eng. ARL (110kW)	00-						05-0280		Ø 23,81	-ESP
	00-						05-0536	Ate	Ø 23,81	Alu, +ESP
	00-						55-0058	Sachs	Ø 15,87	Pla, LHD
1.9 TDi, 4motion Eng. ASZ (96kW)	00-						05-0280		Ø 23,81	-ESP
	00-						05-0536	Ate	Ø 23,81	Alu, +ESP
	00-						55-0058	Sachs	Ø 15,87	Pla, LHD
1.9 TDi, 4motion Eng. ATD/ AXR (74kW)	00-						05-0280		Ø 23,81	-ESP
	00-						05-0536	Ate	Ø 23,81	Alu, +ESP

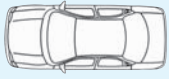




















		Spare Parts	F/R	L/R	METELLI ref.		DIMENSIONS mm.	NOTE
1.9 TDi, 4motion Eng. ATD/ AXR (74kW)	9/00-00				<b>54-0056</b>		Ø 19,05	
					<b>55-0058</b>	Sachs	Ø 15,87	Pla, LHD
2.0, 4motion Eng. APK/ AQY/ AZH/ AZG/ AZJ (85kW)	00-10/98				<b>05-0536</b>	Ate	Ø 23,81	Alu, +ESP
	10/98-00				<b>05-0280</b>		Ø 23,81	-ESP, LHD
	10/98-98				<b>05-0295</b>	Ate	Ø 23,81	Alu, +ESP, LHD
					<b>54-0056</b>		Ø 19,05	
					<b>55-0058</b>	Sachs	Ø 15,87	Pla, LHD
2.3 V5, 4motion Eng. AQN (125kW)	00-00				<b>05-0280</b>		Ø 23,81	-ESP
	10/00-00				<b>05-0536</b>	Ate	Ø 23,81	Alu, +ESP
					<b>54-0056</b>		Ø 19,05	
					<b>55-0058</b>	Sachs	Ø 15,87	Pla, LHD
2.3 VR5, 4motion Eng. AGZ (110kW)	10/98-10/98-00				<b>05-0280</b>		Ø 23,81	-ESP, LHD
	12/98-10/00				<b>05-0295</b>	Ate	Ø 23,81	Alu, +ESP, LHD
	98-				<b>54-0056</b>		Ø 19,05	
					<b>55-0058</b>	Sachs	Ø 15,87	Pla, LHD
2.8 V6 4motion Eng. AQP/ AUE/ BDE (150kW)	5/99-8/00				<b>05-0295</b>	Ate	Ø 23,81	Alu, +ESP
	9/00-99				<b>05-0536</b>	Ate	Ø 23,81	Alu, +ESP
					<b>05-0280</b>		Ø 23,81	-ESP
	99-				<b>55-0058</b>	Sachs	Ø 15,87	Pla, LHD
<b>Corrado (53I) 9/88-12/95</b>								
1.8 16v Eng. KR (100kW)	89-92				<b>05-0196</b>	Luc	Ø 22,20	-ABS
1.8 G60 Eng. 1H/ PG (118kW)	9/88-93				<b>54-0025</b>	Ate	Ø 23,81	Alu
2.0 Eng. 2E/ ADY/ AKR (85kW)	93-95				<b>05-0196</b>	Luc	Ø 22,20	-ABS
	93-95				<b>54-0025</b>	Ate	Ø 23,81	Alu
2.0 16v Eng. 9A (100kW)	91-95				<b>05-0196</b>	Luc	Ø 22,20	-ABS
	91-95				<b>54-0025</b>	Ate	Ø 23,81	Alu
2.9 VR6 Eng. ABV (140kW)	91-91-95				<b>05-0196</b>	Luc	Ø 22,20	-ABS
					<b>54-0025</b>	Ate	Ø 23,81	Alu
<b>Dasher 1/73-1/81</b>								
All models	73-81		R		<b>04-0060</b>		Ø 17,46	
<b>Derby I (86) 2/77-12/81</b>								
0.9 Eng. HA (29kW)	1/77-1/77-1/77		R		<b>04-0116</b>		Ø 14,29	Ch -F127903, -CF
			R		<b>04-0060</b>		Ø 17,46	Ch -F127903, +CF
					<b>05-0040</b>		Ø 20,64	Ch -F127903, +Servo
1.1 Eng. HB (37kW)	1/77-1/77-81		R		<b>04-0116</b>		Ø 14,29	Ch -F127903, -CF
			R		<b>04-0060</b>		Ø 17,46	Ch -F127903, +CF
			R		<b>04-0226</b>		Ø 15,87	Ch F127904-
	1/77-81				<b>05-0040</b>		Ø 20,64	Ch -F127903, +Servo
					<b>05-0039</b>		Ø 20,64	Ch F127904-, +Servo
1.3 Eng. HH (44kW)	1/77-1/77-81		R		<b>04-0116</b>		Ø 14,29	Ch -F127903, -CF
			R		<b>04-0060</b>		Ø 17,46	Ch -F127903, +CF
			R		<b>04-0226</b>		Ø 15,87	Ch F127904-
	1/77-81				<b>05-0040</b>		Ø 20,64	Ch -F127903, +Servo
					<b>05-0039</b>		Ø 20,64	Ch F127904-, +Servo
1.3 Eng. HH (44kW)	1/77-81		R		<b>04-0116</b>		Ø 14,29	Ch -F127903, -CF
			R		<b>04-0060</b>		Ø 17,46	Ch -F127903, +CF
	1/77-81				<b>05-0039</b>		Ø 20,64	Ch F127904-, +Servo
					<b>05-0040</b>		Ø 20,64	Ch -F127903, +Servo
1.3 D Eng. MN (33kW)	1/77-81		R		<b>04-0226</b>		Ø 15,87	Ch F127904-
	1/77-81				<b>05-0039</b>		Ø 20,64	Ch F127904-, +Servo

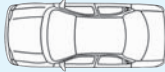















































				Spare Parts	F/R	L/R	METELLI ref.		DIMENSIONS mm.	NOTE
<b>Eos 3/06-</b>										
1.6 FSI Eng. BLF (85kW)	06-						05-0719	Ate	Ø 23,81	Ch 1K6741207-, Alu
	07-						05-0721	Bosch	Ø 22,20	Alu
	6/06-						55-0076		Ø 15,87	
2.0 FSI Eng. BVY/ BVZ (110kW)	06-						05-0719	Ate	Ø 23,81	Ch 1K6741207-, Alu
	07-						05-0721	Bosch	Ø 22,20	Alu
	3/06-						55-0076		Ø 15,87	
2.0 TDi Eng. BMM (103kW)	06-						05-0719	Ate	Ø 23,81	Ch 1K6741207-, Alu
	07-						05-0721	Bosch	Ø 22,20	Alu
	6/06-						55-0076		Ø 15,87	
2.0 TFSI Eng. BWA/ CCTA (147kW)	06-						05-0719	Ate	Ø 23,81	Ch 1K6741207-, Alu
	07-						05-0721	Bosch	Ø 22,20	Alu
	3/06-						55-0076		Ø 15,87	
3.2 FSI Eng. BUB (184kW)	06-						05-0719	Ate	Ø 23,81	Ch 1K6741207-, Alu
	07-						05-0721	Bosch	Ø 22,20	Alu
	6/06-						55-0076		Ø 15,87	
<b>Fox 1/87-1/91</b>										
All models	87-91		R				04-0060		Ø 17,46	
<b>Fox (5Z1) 4/05-</b>										
1.0 Eng. AQZ / BNX (53kW)	05-						05-0741	Bosch	Ø 20,64	Alu, Cod. ID PR 1AC, +ABS
1.2 Eng. BMD (40kW)	05-		R				04-0608		Ø 17,46	Alu
	05-						05-0404	Fte	Ø 20,64	Alu, +ABS
	05-						05-0741	Bosch	Ø 20,64	Alu, Cod. ID PR 1AC, +ABS
1.4 Eng. BKR (55kW)	05-		R				04-0608		Ø 17,46	Alu
	05-						05-0404	Fte	Ø 20,64	Alu, +ABS
	05-						05-0741	Bosch	Ø 20,64	Alu, Cod. ID PR 1AC, +ABS
1.4 TDi Eng. BNM (51kW)	05-		R				04-0608		Ø 17,46	Alu
	05-						05-0404	Fte	Ø 20,64	Alu, +ABS
	05-						05-0741	Bosch	Ø 20,64	Alu, Cod. ID PR 1AC, +ABS
1.6 Eng. BAH / BLH / BPA / BJA / CCRA (74kW)	05-						05-0741	Bosch	Ø 20,64	Alu, Cod. ID PR 1AC, +ABS
<b>Golf I (17, 155) 4/74-4/93</b>										
1.1 Eng. FA/ GG (37kW)	4/74-10/83		R				04-0116		Ø 14,29	
	4/74-10/83						05-0040		Ø 20,64	+Servo
	4/74-10/83						05-0041		Ø 20,64	+Servo
1.1 Eng. FJ (38kW)	4/81-10/83		R				04-0116		Ø 14,29	
	4/81-10/83						05-0040		Ø 20,64	+Servo
	4/81-10/83						05-0041		Ø 20,64	+Servo
1.3 Eng. GF (44kW)	79-83		R				04-0116		Ø 14,29	
	79-83						05-0040		Ø 20,64	+Servo
	79-83						05-0041		Ø 20,64	+Servo
1.5 Eng. FH (51kW)	74-75		R				04-0116		Ø 14,29	M/T
	74-75		R				04-0060		Ø 17,46	A/T
	74-75						05-0040		Ø 20,64	+Servo
	74-75						05-0041		Ø 20,64	+Servo
1.5 D Eng. CK (37kW)	8/76-7/80		R				04-0116		Ø 14,29	M/T
	8/76-7/80		R				04-0060		Ø 17,46	A/T
	8/76-7/80						05-0040		Ø 20,64	+Servo
	8/76-7/80						05-0041		Ø 20,64	+Servo
1.6 Eng. FP (55kW)	75-77		R				04-0116		Ø 14,29	M/T
	75-77		R				04-0060		Ø 17,46	A/T
	75-77						05-0040		Ø 20,64	+Servo
	75-77						05-0041		Ø 20,64	+Servo
1.6 Cabrio Eng. EW (55kW)	83-92		R				04-0060		Ø 17,46	
	83-92						05-0040		Ø 20,64	+Servo
	83-92						05-0041		Ø 20,64	+Servo
1.6 Cabrio Eng. RE (53kW)	86-90		R				04-0060		Ø 17,46	
	86-90						05-0040		Ø 20,64	+Servo
	86-90						05-0041		Ø 20,64	+Servo
1.6 D Eng. CR/ JK (40kW)	8/80-10/83		R				04-0116		Ø 14,29	M/T
	8/80-10/83		R				04-0060		Ø 17,46	A/T
	8/80-10/83						05-0040		Ø 20,64	+Servo
	8/80-10/83						05-0041		Ø 20,64	+Servo
1.6 TD Eng. CY (51kW)	82-83		R				04-0116		Ø 14,29	
	82-83						05-0040		Ø 20,64	+Servo

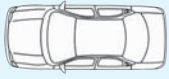





























		Spare Parts	F/R	L/R	METELLI ref.		DIMENSIONS mm.	NOTE
1.6 TD Eng. CY (51kW)	82-83				05-0041		Ø 20,64	+Servo
1.8 Cabrio Eng. 2H (72kW)	89-93		R		04-0060		Ø 17,46	
	89-93				05-0040		Ø 20,64	+Servo
	89-93				05-0041		Ø 20,64	+Servo
1.8 Cabrio Eng. EX (66kW)	83-92		R		04-0060		Ø 17,46	
	83-92				05-0040		Ø 20,64	+Servo
	83-92				05-0041		Ø 20,64	+Servo
1.8 Cabrio Eng. JH (70kW)	83-93		R		04-0060		Ø 17,46	
	83-93				05-0040		Ø 20,64	+Servo
	83-93				05-0041		Ø 20,64	+Servo
<b>Golf II (19E, 1G1) 8/83-12/92</b>								
1.0 Eng. GN (33kW)	83-85		R		04-0116		Ø 14,29	
	83-85		R		04-0597		Ø 14,29	Alu
	83-85				05-0039		Ø 20,64	
1.0 Eng. HZ (33-37kW)	85-91		R		04-0116		Ø 14,29	
	85-91		R		04-0597		Ø 14,29	Alu
	85-91				05-0039		Ø 20,64	
1.3 Eng. GT (44kW)	83-86		R		04-0116		Ø 14,29	
	83-86		R		04-0597		Ø 14,29	Alu
	83-86				05-0039		Ø 20,64	
1.3 Eng. NU (37kW)	85-87		R		04-0116		Ø 14,29	
	85-87		R		04-0597		Ø 14,29	Alu
	85-87				05-0039		Ø 20,64	
1.3, Kat Eng. 2G/ HK/ MH/ NZ (40kW)	8/83-92		R		04-0116		Ø 14,29	
	8/83-92		R		04-0597		Ø 14,29	Alu
	8/83-92				05-0039		Ø 20,64	
1.6 Eng. EZ/ HM (55kW)	8/83-91		R		04-0060		Ø 17,46	
	8/83-91				05-0039		Ø 20,64	
1.6 Eng. PN (51kW)	86-92		R		04-0060		Ø 17,46	
	86-92				05-0039		Ø 20,64	
1.6 Eng. RF(KAT) (53kW)	86-91		R		04-0060		Ø 17,46	
	86-91				05-0039		Ø 20,64	
1.6 D Eng. CS (37kW)	83-91		R		04-0116		Ø 14,29	-CF
	83-91		R		04-0597		Ø 14,29	Alu, -CF
	83-91		R		04-0060		Ø 17,46	+CF
	8/83-7/89				05-0039		Ø 20,64	
	8/89-91				05-0142	Ate	Ø 20,64	-ABS
1.6 D Eng. JP/ ME (40kW)	83-91		R		04-0116		Ø 14,29	-CF
	83-91		R		04-0597		Ø 14,29	Alu, -CF
	83-91		R		04-0060		Ø 17,46	+CF
	8/83-7/89				05-0039		Ø 20,64	
	8/89-91				05-0142	Ate	Ø 20,64	-ABS
1.6 TD Eng. 1V (44kW)	89-91		R		04-0116		Ø 14,29	-CF
	89-91		R		04-0597		Ø 14,29	Alu, -CF
	89-91		R		04-0060		Ø 17,46	+CF
1.6 TD Eng. JR/ MF (51kW)	83-91		R		04-0116		Ø 14,29	-CF
	83-91		R		04-0597		Ø 14,29	Alu, -CF
	83-91		R		04-0060		Ø 17,46	+CF
	8/83-7/89				05-0039		Ø 20,64	
	8/89-91				05-0142	Ate	Ø 20,64	-ABS
1.8 Eng. HV/ GU/ GX/ RP (66kW)	86-91		R		04-0060		Ø 17,46	
	8/89-91				05-0142	Ate	Ø 20,64	-ABS
	86-7/89				05-0039		Ø 20,64	
1.8 Eng. RH (62kW)	86-90		R		04-0060		Ø 17,46	
	8/89-90				05-0142	Ate	Ø 20,64	-ABS
	86-7/89				05-0039		Ø 20,64	
1.8 Eng. RP (66kW)	83-91		R		04-0116		Ø 14,29	-CF
	83-91		R		04-0597		Ø 14,29	Alu, -CF
	83-91		R		04-0060		Ø 17,46	+CF
	8/89-91				05-0142	Ate	Ø 20,64	-ABS
	86-7/89				05-0039		Ø 20,64	
1.8 16v Eng. KR (102kW)	86-90				54-0025	Ate	Ø 23,81	Alu
1.8 16v GTi Eng. PL (95kW)	-91				05-0196	Luc	Ø 22,20	Ch 1GKB075001-, -ABS
	86-91				54-0025	Ate	Ø 23,81	Alu

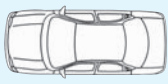



























		Spare Parts	F/R	L/R	METELLI ref.		DIMENSIONS mm.	NOTE
1.8 G60, Syncro Eng. 1H/ PG (118kW)	88-91				05-0196	Luc	Ø 22,20	-ABS
	88-91				54-0025	Ate	Ø 23,81	Alu
1.8 GTI Eng. DX/ EV/ GZ/ PB (82kW)	83-91		R		04-0116		Ø 14,29	-CF
	83-91		R		04-0597		Ø 14,29	Alu, -CF
	83-91		R		04-0060		Ø 17,46	+CF
	83-91				05-0039		Ø 20,64	Ch -1GKB075000
1.8 GTI, Kat Eng. PF/ RD (79kW)	85-91		R		04-0116		Ø 14,29	-CF
	85-91		R		04-0597		Ø 14,29	Alu, -CF
	85-91		R		04-0060		Ø 17,46	+CF
	85-91				05-0039		Ø 20,64	Ch -1GKB075000
1.8 Syncro Eng. 1P (72kW)	88-91		R		04-0349		Ø 19,05	
	88-91		R		04-0679		Ø 19,05	Alu
	88-91				05-0039		Ø 20,64	
	88-91							
1.8 Syncro Eng. GU/ GX (66kW)	86-91		R		04-0349		Ø 19,05	
	86-91		R		04-0679		Ø 19,05	Alu
	86-91				05-0039		Ø 20,64	
<b>Golf III (1H1) 10/91-4/99</b>								
1.4 Eng. ABD (40kW)	91-99		R		04-0226		Ø 15,87	
	91-99		R		04-0598		Ø 15,87	Alu
	11/91-6/94				05-0207		Ø 20,64	
	11/91-6/94				05-0277		Ø 20,64	Alu
	7/94-99				05-0196	Luc	Ø 22,20	-ABS
	7/94-99				05-0302	Luc	Ø 22,20	Alu, -ABS
1.4 Eng. AEX/ APQ (44kW)	91-99		R		04-0226		Ø 15,87	
	91-99		R		04-0598		Ø 15,87	Alu
	11/91-6/94				05-0207		Ø 20,64	
	11/91-6/94				05-0277		Ø 20,64	Alu
	7/94-99				05-0196	Luc	Ø 22,20	-ABS
	7/94-99				05-0302	Luc	Ø 22,20	Alu, -ABS
1.6 Eng. ABU (55kW)	92-97		R		04-0060		Ø 17,46	Ch -1S246940
	92-97		R		04-0608		Ø 17,46	Ch -1S246940, Alu
	92-97		R		04-0349		Ø 19,05	Ch 1S246941-
	92-97		R		04-0679		Ø 19,05	Ch 1S246941-, Alu
	8/97				05-0403	Ate	Ø 22,20	Ch 1S088705-, +ABS, RHD
	8/97				05-0207		Ø 20,64	Ch 1S246941-
1.6 Eng. AEA/ AEE (55kW)	92-97		R		04-0060		Ø 17,46	Ch -1S246940
	92-97		R		04-0608		Ø 17,46	Ch -1S246940, Alu
	92-97		R		04-0349		Ø 19,05	Ch 1S246941-
	92-97		R		04-0679		Ø 19,05	Ch 1S246941-, Alu
	8/97				05-0403	Ate	Ø 22,20	Ch 1S088705-, +ABS, RHD
	8/97				05-0207		Ø 20,64	Ch 1S246941-
1.6 GT (66kW)	91-99		R		04-0226		Ø 15,87	Ch -1S246940, A/T
	91-99		R		04-0598		Ø 15,87	Ch -1S246940, Alu, A/T
	91-99		R		04-0060		Ø 17,46	M/T+A/T
	91-99		R		04-0608		Ø 17,46	Alu, M/T+A/T
	91-99		R		04-0349		Ø 19,05	Ch 1S246941-, M/T
	91-99		R		04-0679		Ø 19,05	Ch 1S246941-, Alu, M/T
	91-94				05-0207		Ø 20,64	Exc. Syncro, GT, Cabrio
	91-94				05-0277		Ø 20,64	Alu, Exc. Syncro, GT, Cabrio
	94-94				05-0196	Luc	Ø 22,20	Ch -SK016363, Cabrio, Syncro, GT, -ABS
	94-94				05-0302	Luc	Ø 22,20	Ch -SK016363, Alu, Cabrio, Syncro, GT, -ABS
1.6, Cabrio Eng. AEK/ AFT/ AKS (74kW)	94-94		R		04-0060		Ø 17,46	Ch -1S246940
	94-94		R		04-0608		Ø 17,46	Ch -1S246940, Alu
	94-94		R		04-0349		Ø 19,05	Ch 1S246941-
	94-94		R		04-0679		Ø 19,05	Ch 1S246941-, Alu
	94-99				05-0599	Ate	Ø 23,81	Ch -1HZS088704, +ABS
	94-99				05-0196	Luc	Ø 22,20	-ABS
94-99				05-0302	Luc	Ø 22,20	Alu, -ABS	

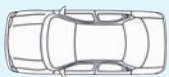















































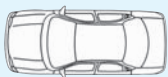






























































		Spare Parts	F/R	L/R	METELLI ref.		DIMENSIONS mm.	NOTE
1.6, Cabrio Eng. AEK/ AFT/ AKS (74kW)	-99				<b>05-0490</b>	Ate	Ø 23,81	Ch 1HZS088705-, Alu, +ABS
1.8 Eng. AAM (55kW)	91-		R		<b>04-0226</b>		Ø 15,87	Ch -1S246940, A/T
	91-		R		<b>04-0598</b>		Ø 15,87	Ch -1S246940, Alu, A/T
	91-99		R		<b>04-0060</b>		Ø 17,46	M/T+A/T
	91-99		R		<b>04-0608</b>		Ø 17,46	Alu, M/T+A/T
	-99		R		<b>04-0349</b>		Ø 19,05	Ch 1S246941-, M/T
	-99		R		<b>04-0679</b>		Ø 19,05	Ch 1S246941-, Alu, M/T
	91-99				<b>05-0207</b>		Ø 20,64	Exc. Cabrio
	91-99				<b>05-0277</b>		Ø 20,64	Alu, Exc. Cabrio
1.8 Eng. ABS/ ADZ (66kW)	91-		R		<b>04-0226</b>		Ø 15,87	Ch -1S246940, A/T
	91-		R		<b>04-0598</b>		Ø 15,87	Ch -1S246940, Alu, A/T
	91-99		R		<b>04-0060</b>		Ø 17,46	M/T+A/T
	91-99		R		<b>04-0608</b>		Ø 17,46	Alu, M/T+A/T
	-99		R		<b>04-0349</b>		Ø 19,05	Ch 1S246941-, M/T
	-99		R		<b>04-0679</b>		Ø 19,05	Ch 1S246941-, Alu, M/T
	91-94				<b>05-0207</b>		Ø 20,64	
91-94				<b>05-0277</b>		Ø 20,64	Alu	
1.8 Cabrio Eng. AAM (55kW)	91-		R		<b>04-0226</b>		Ø 15,87	A/T
	91-		R		<b>04-0598</b>		Ø 15,87	Alu, A/T
	91-99		R		<b>04-0060</b>		Ø 17,46	M/T+A/T
	91-99		R		<b>04-0608</b>		Ø 17,46	Alu, M/T+A/T
	-99		R		<b>04-0349</b>		Ø 19,05	M/T
	-99		R		<b>04-0679</b>		Ø 19,05	Alu, M/T
1.8 Cabrio Eng. ABS/ ADZ (66kW)	91-		R		<b>04-0226</b>		Ø 15,87	A/T
	91-		R		<b>04-0598</b>		Ø 15,87	Alu, A/T
	91-99		R		<b>04-0060</b>		Ø 17,46	M/T+A/T
	91-99		R		<b>04-0608</b>		Ø 17,46	Alu, M/T+A/T
	-99		R		<b>04-0349</b>		Ø 19,05	M/T
	-99		R		<b>04-0679</b>		Ø 19,05	Alu, M/T
	94-				<b>05-0196</b>	Luc	Ø 22,20	-ABS
94-				<b>05-0302</b>	Luc	Ø 22,20	Alu, -ABS	
1.8 GT Eng. ABS/ ACC/ ADZ (66kW)	91-		R		<b>04-0226</b>		Ø 15,87	Ch -1S246940, A/T
	91-		R		<b>04-0598</b>		Ø 15,87	Ch -1S246940, Alu, A/T
	91-99		R		<b>04-0060</b>		Ø 17,46	M/T+A/T
	91-99		R		<b>04-0608</b>		Ø 17,46	Alu, M/T+A/T
	-99		R		<b>04-0349</b>		Ø 19,05	Ch 1S246941-, M/T
	-99		R		<b>04-0679</b>		Ø 19,05	Ch 1S246941-, Alu, M/T
	91-				<b>05-0599</b>	Ate	Ø 23,81	Ch -1HZS088704, +ABS
	94-				<b>05-0196</b>	Luc	Ø 22,20	Ch -SK016363, -ABS
	94-				<b>05-0302</b>	Luc	Ø 22,20	Ch -SK016363, Alu, -ABS
	-99				<b>05-0490</b>	Ate	Ø 23,81	Ch 1HZS088705-, Alu, +ABS
1.8 Syncro Eng. ADZ (66kW)	-8/97				<b>05-0490</b>	Ate	Ø 23,81	Ch 1HZS088705-, Alu, +ABS
	91-99				<b>05-0196</b>	Luc	Ø 22,20	-ABS
	91-99				<b>05-0302</b>	Luc	Ø 22,20	Alu, -ABS
	1/93-8/97				<b>54-0025</b>	Ate	Ø 23,81	Alu
1.9 D Eng. 1Y (48kW)	91-		R		<b>04-0226</b>		Ø 15,87	Ch -1S246940
	91-		R		<b>04-0598</b>		Ø 15,87	Ch -1S246940, Alu
	-99		R		<b>04-0060</b>		Ø 17,46	Ch 1S246941-
	-99		R		<b>04-0608</b>		Ø 17,46	Ch 1S246941-, Alu
	91-99				<b>05-0207</b>		Ø 20,64	-ABS
	91-99				<b>05-0277</b>		Ø 20,64	Alu, -ABS
1.9 SDi Eng. AEY (47kW)	-99				<b>05-0403</b>	Ate	Ø 22,20	Ch 1S088705-, +ABS, RHD
	97-		R		<b>04-0226</b>		Ø 15,87	Ch -1S246940
	97-		R		<b>04-0598</b>		Ø 15,87	Ch -1S246940, Alu
	-99		R		<b>04-0060</b>		Ø 17,46	Ch 1S246941-
	-99		R		<b>04-0608</b>		Ø 17,46	Ch 1S246941-, Alu
	97-99				<b>05-0207</b>		Ø 20,64	-ABS
	97-99				<b>05-0277</b>		Ø 20,64	Alu, -ABS
-99				<b>05-0403</b>	Ate	Ø 22,20	Ch 1S088705-, +ABS, RHD	
1.9 TD Eng. AAZ (55kW)	91-99		R		<b>04-0226</b>		Ø 15,87	
	91-99		R		<b>04-0598</b>		Ø 15,87	Alu
	91-99				<b>05-0207</b>		Ø 20,64	-ABS
	91-99				<b>05-0277</b>		Ø 20,64	Alu, -ABS
	-99				<b>05-0403</b>	Ate	Ø 22,20	Ch 1S088705-, +ABS, RHD

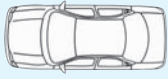

























































		Spare Parts	F/R	L/R	METELLI ref.		DIMENSIONS mm.	NOTE
1.9 TDi Eng. 1Z (66kW)	93-99		R		<b>04-0060</b>		Ø 17,46	
	93-99		R		<b>04-0608</b>		Ø 17,46	Alu
	93-99				<b>05-0599</b>	Ate	Ø 23,81	Ch -1HZS088704, +ABS
	93-99				<b>05-0196</b>	Luc	Ø 22,20	-ABS
	93-99				<b>05-0302</b>	Luc	Ø 22,20	Alu, -ABS
	93-99				<b>05-0490</b>	Ate	Ø 23,81	Ch 1HZS088705-, Alu, +ABS
1.9 TDi Eng. AFN (81kW)	93-99				<b>05-0490</b>	Ate	Ø 23,81	Alu, +ABS
	96-99				<b>05-0196</b>	Luc	Ø 22,20	-ABS
	96-99				<b>05-0302</b>	Luc	Ø 22,20	Alu, -ABS
1.9 TDi Eng. AHU/ ALE (66kW)	93-99		R		<b>04-0060</b>		Ø 17,46	
	93-99		R		<b>04-0608</b>		Ø 17,46	Alu
	93-99				<b>05-0599</b>	Ate	Ø 23,81	Ch -1HZS088704, +ABS
	93-99				<b>05-0196</b>	Luc	Ø 22,20	-ABS
	93-99				<b>05-0302</b>	Luc	Ø 22,20	Alu, -ABS
	93-99				<b>05-0490</b>	Ate	Ø 23,81	Ch 1HZS088705-, Alu, +ABS
1.9 TDi Cabrio Eng. 1Z (66kW)	93-99		R		<b>04-0060</b>		Ø 17,46	
	93-99		R		<b>04-0608</b>		Ø 17,46	Alu
	93-99				<b>05-0599</b>	Ate	Ø 23,81	+ABS
	93-99				<b>05-0196</b>	Luc	Ø 22,20	-ABS
	93-99				<b>05-0302</b>	Luc	Ø 22,20	Alu, -ABS
	93-99				<b>05-0490</b>	Ate	Ø 23,81	Alu, +ABS
1.9 TDi Cabrio Eng. AFN (81kW)	93-99				<b>05-0490</b>	Ate	Ø 23,81	Alu, +ABS
	96-99				<b>05-0196</b>	Luc	Ø 22,20	-ABS
	96-99				<b>05-0302</b>	Luc	Ø 22,20	Alu, -ABS
1.9 TDi Cabrio Eng. AHU/ ALE (66kW)	93-99		R		<b>04-0060</b>		Ø 17,46	
	93-99		R		<b>04-0608</b>		Ø 17,46	Alu
	93-99				<b>05-0599</b>	Ate	Ø 23,81	+ABS
	93-99				<b>05-0196</b>	Luc	Ø 22,20	-ABS
	93-99				<b>05-0302</b>	Luc	Ø 22,20	Alu, -ABS
	93-99				<b>05-0490</b>	Ate	Ø 23,81	Alu, +ABS
1.9 TDi Syncro Eng. 1Z (66kW)	93-99		R		<b>04-0060</b>		Ø 17,46	
	93-99		R		<b>04-0608</b>		Ø 17,46	Alu
	93-99				<b>05-0490</b>	Ate	Ø 23,81	Alu, +ABS
	93-99				<b>05-0196</b>	Luc	Ø 22,20	-ABS
	93-99				<b>05-0302</b>	Luc	Ø 22,20	Alu, -ABS
	93-99				<b>05-0490</b>	Ate	Ø 23,81	Alu
1.9 TDi Syncro Eng. AHU/ ALE (66kW)	93-99		R		<b>04-0060</b>		Ø 17,46	
	93-99		R		<b>04-0608</b>		Ø 17,46	Alu
	93-99				<b>05-0490</b>	Ate	Ø 23,81	Alu, +ABS
	93-99				<b>05-0196</b>	Luc	Ø 22,20	-ABS
	93-99				<b>05-0302</b>	Luc	Ø 22,20	Alu, -ABS
	93-99				<b>05-0490</b>	Ate	Ø 23,81	Alu
2.0 Eng. 2E (85kW)	91-91		R		<b>04-0060</b>		Ø 17,46	Ch -1SK016363
	91-91		R		<b>04-0608</b>		Ø 17,46	Ch -1SK016363, Alu
	-8/97				<b>05-0490</b>	Ate	Ø 23,81	Ch 1HZS088705-, Alu, +ABS
	91-91				<b>05-0599</b>	Ate	Ø 23,81	Ch -1HZS088704, +ABS
	91-99				<b>05-0196</b>	Luc	Ø 22,20	-ABS
2.0 Eng. ADY/ AGG/ AKR (85kW)	91-91		R		<b>04-0060</b>		Ø 17,46	Ch -1SK016363
	91-91		R		<b>04-0608</b>		Ø 17,46	Ch -1SK016363, Alu
	-8/97				<b>05-0490</b>	Ate	Ø 23,81	Ch 1HZS088705-, Alu, +ABS
	91-91				<b>05-0599</b>	Ate	Ø 23,81	Ch -1HZS088704, +ABS
	91-99				<b>05-0196</b>	Luc	Ø 22,20	-ABS
2.0 Cabrio Eng. 2E (85kW)	91-91		R		<b>04-0060</b>		Ø 17,46	
	91-91		R		<b>04-0608</b>		Ø 17,46	Alu
	-8/97				<b>05-0490</b>	Ate	Ø 23,81	Alu, +ABS
	91-91				<b>05-0599</b>	Ate	Ø 23,81	+ABS
	91-99				<b>05-0196</b>	Luc	Ø 22,20	-ABS

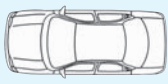



































		Spare Parts	F/R	L/R	METELLI ref.		DIMENSIONS mm.	NOTE
2.0 Cabrio Eng. ADY/ AGG/ AKR (85kW)	91-		R		<b>04-0060</b>		Ø 17,46	
	91-		R		<b>04-0608</b>		Ø 17,46	Alu
	-8/97				<b>05-0490</b>	Ate	Ø 23,81	Alu, +ABS
	91-				<b>05-0599</b>	Ate	Ø 23,81	+ABS
	91-99				<b>05-0196</b>	Luc	Ø 22,20	-ABS
2.0 GTi 16v Eng. ABF (110kW)	91-99				<b>05-0302</b>	Luc	Ø 22,20	Alu, -ABS
	8/92-97				<b>05-0196</b>	Luc	Ø 22,20	-ABS
	-8/97				<b>05-0490</b>	Ate	Ø 23,81	Ch 1HZS088705-, Alu, +ABS
	92-97				<b>05-0302</b>	Luc	Ø 22,20	Alu, -ABS
	94-				<b>05-0599</b>	Ate	Ø 23,81	Ch -1HZS088704, +ABS
8/92-8/97				<b>54-0025</b>	Ate	Ø 23,81	Alu	
2.0 Syncro Eng. 2E (85kW)	91-		R		<b>04-0060</b>		Ø 17,46	Ch -1SK016363
	91-		R		<b>04-0608</b>		Ø 17,46	Ch -1SK016363, Alu
	91-99				<b>05-0490</b>	Ate	Ø 23,81	Alu, +ABS
	91-99				<b>05-0196</b>	Luc	Ø 22,20	-ABS
	91-99				<b>05-0302</b>	Luc	Ø 22,20	Alu, -ABS
2.0 Syncro Eng. ADY/ AGG/ AKR (85kW)	91-		R		<b>04-0060</b>		Ø 17,46	Ch -1SK016363
	91-		R		<b>04-0608</b>		Ø 17,46	Ch -1SK016363, Alu
	91-99				<b>05-0490</b>	Ate	Ø 23,81	Alu, +ABS
	91-99				<b>05-0196</b>	Luc	Ø 22,20	-ABS
	91-99				<b>05-0302</b>	Luc	Ø 22,20	Alu, -ABS
2.8 VR6 Eng. AAA (128kW)	-8/97				<b>05-0490</b>	Ate	Ø 23,81	Ch 1HZS088705-, Alu, +ABS
	92-				<b>05-0599</b>	Ate	Ø 23,81	Ch -1HZS088704, +ABS
	1/92-8/97				<b>54-0025</b>	Ate	Ø 23,81	Alu
2.9 VR6 Eng. ABV (140kW)	94-99				<b>54-0025</b>	Ate	Ø 23,81	Alu
2.9 VR6 Syncro Eng. ABV (140kW)	94-				<b>05-0599</b>	Ate	Ø 23,81	Ch -1HZS088704, +ABS
	-99				<b>05-0490</b>	Ate	Ø 23,81	Ch 1HZS088705-, Alu, +ABS
	94-99				<b>54-0025</b>	Ate	Ø 23,81	Alu
<b>Golf III (1H5) Variant 10/91-4/99</b>								
1.4 Eng. ABD (40kW)	91-		R		<b>04-0349</b>		Ø 19,05	
	91-		R		<b>04-0679</b>		Ø 19,05	Alu
	-4/99				<b>05-0403</b>	Ate	Ø 22,20	Ch 1S088705-, +ABS, RHD
	91-				<b>05-0207</b>	Ate	Ø 20,64	-ABS
	91-				<b>05-0277</b>	Ate	Ø 20,64	Alu, -ABS
1.4 Eng. AEX/ APQ (44kW)	91-		R		<b>04-0349</b>		Ø 19,05	
	91-		R		<b>04-0679</b>		Ø 19,05	Alu
	-4/99				<b>05-0403</b>	Ate	Ø 22,20	Ch 1S088705-, +ABS, RHD
	91-				<b>05-0207</b>	Ate	Ø 20,64	-ABS
	91-				<b>05-0277</b>	Ate	Ø 20,64	Alu, -ABS
1.6 Eng. ABU (55kW)	92-97		R		<b>04-0349</b>		Ø 19,05	
	92-97		R		<b>04-0679</b>		Ø 19,05	Alu
	7/94-97				<b>05-0196</b>	Luc	Ø 22,20	-ABS
	7/94-97				<b>05-0302</b>	Luc	Ø 22,20	Alu, -ABS
	-99				<b>05-0490</b>	Ate	Ø 23,81	Ch 1HZSW385335-, Alu, +ABS
1.6 Eng. AEA/ AEE (55kW)	92-97		R		<b>04-0349</b>		Ø 19,05	
	92-97		R		<b>04-0679</b>		Ø 19,05	Alu
	7/94-97				<b>05-0196</b>	Luc	Ø 22,20	-ABS
	7/94-97				<b>05-0302</b>	Luc	Ø 22,20	Alu, -ABS
	-99				<b>05-0490</b>	Ate	Ø 23,81	Ch 1HZSW385335-, Alu, +ABS
1.6 Eng. AEK/ AFT/ AKS (74kW)	94-		R		<b>04-0349</b>		Ø 19,05	
	94-		R		<b>04-0679</b>		Ø 19,05	Alu
	94-				<b>05-0599</b>	Ate	Ø 23,81	Ch -1HZSW385334, +ABS
	94-99				<b>05-0196</b>	Luc	Ø 22,20	-ABS
	94-99				<b>05-0302</b>	Luc	Ø 22,20	Alu, -ABS
	-99				<b>05-0490</b>	Ate	Ø 23,81	Ch 1HZSW385335-, Alu, +ABS
1.8 Eng. AAM (55kW)	91-99		R		<b>04-0349</b>		Ø 19,05	
	91-99		R		<b>04-0679</b>		Ø 19,05	Alu
	91-				<b>05-0599</b>	Ate	Ø 23,81	Ch -1HZSW385334, +ABS
	91-99				<b>05-0196</b>	Luc	Ø 22,20	-ABS
	91-99				<b>05-0302</b>	Luc	Ø 22,20	Alu, -ABS
	-99				<b>05-0490</b>	Ate	Ø 23,81	Ch 1HZSW385335-, Alu, +ABS
1.8 Eng. ABS/ ADZ (66kW)	91-99		R		<b>04-0349</b>		Ø 19,05	
	91-99		R		<b>04-0679</b>		Ø 19,05	Alu
	91-				<b>05-0599</b>	Ate	Ø 23,81	Ch -1HZSW385334, +ABS

		Spare Parts	F/R	L/R	METELLI ref.		DIMENSIONS mm.	NOTE
1.8 Eng. ABS/ ADZ (66kW)	-99				<b>05-0490</b>	Ate	Ø 23,81	Ch 1HZSW385335-, Alu, +ABS
	-99				<b>05-0196</b>	Luc	Ø 22,20	Ch 1S400001-, -ABS
	-99				<b>05-0302</b>	Luc	Ø 22,20	Ch 1S400001-, -ABS
1.8 Syncro Eng. ABS/ ADZ (66kW)	-99		R		<b>04-0653</b>		Ø 22,20	Ch 1S400001-, Alu, 4WD
	-99				<b>05-0490</b>	Ate	Ø 23,81	Ch 1HZSW385335-, Alu, +ABS
	-99				<b>05-0196</b>	Luc	Ø 22,20	Ch 1S400001-, -ABS
1.9 D Eng. 1Y (48kW)	-99				<b>05-0302</b>	Luc	Ø 22,20	Ch 1S400001-, Alu, -ABS
	91-99		R		<b>04-0349</b>		Ø 19,05	
	91-99		R		<b>04-0679</b>		Ø 19,05	Alu
	-4/99				<b>05-0403</b>	Ate	Ø 22,20	Ch 1S088705-, +ABS, RHD
1.9 SDi Eng. AEY (47kW)	91-99				<b>05-0196</b>	Luc	Ø 22,20	-ABS
	91-99				<b>05-0302</b>	Luc	Ø 22,20	Alu, -ABS
	97-99		R		<b>04-0349</b>		Ø 19,05	
	97-99		R		<b>04-0679</b>		Ø 19,05	Alu
1.9 TD Eng. AAZ (55kW)	-4/99				<b>05-0403</b>	Ate	Ø 22,20	Ch 1S088705-, +ABS, RHD
	97-99				<b>05-0196</b>	Luc	Ø 22,20	-ABS
	97-99				<b>05-0302</b>	Luc	Ø 22,20	Alu, -ABS
	97-99				<b>05-0490</b>	Ate	Ø 23,81	Ch 1HZSW385335-, Alu, +ABS
1.9 TDi Eng. AFN (81kW)	91-99		R		<b>04-0349</b>		Ø 19,05	
	91-99		R		<b>04-0679</b>		Ø 19,05	Alu
	-4/99				<b>05-0403</b>	Ate	Ø 22,20	Ch 1S088705-, +ABS, RHD
	91-99				<b>05-0196</b>	Luc	Ø 22,20	-ABS
1.9 TDi Eng. AHU/ ALE (66kW)	91-99				<b>05-0302</b>	Luc	Ø 22,20	Alu, -ABS
	91-99				<b>05-0490</b>	Ate	Ø 23,81	Ch 1HZSW385335-, Alu, +ABS
	93-99		R		<b>04-0349</b>		Ø 19,05	
	93-99		R		<b>04-0679</b>		Ø 19,05	Alu
1.9 TDi Eng. AFN (81kW)	93-				<b>05-0599</b>	Ate	Ø 23,81	Ch -1HZSW385334, +ABS
	93-99				<b>05-0196</b>	Luc	Ø 22,20	-ABS
	93-99				<b>05-0302</b>	Luc	Ø 22,20	Alu, -ABS
	93-99				<b>05-0490</b>	Ate	Ø 23,81	Ch 1HZSW385335-, Alu, +ABS
1.9 TDi Eng. AHU/ ALE (66kW)	96-99				<b>05-0490</b>	Ate	Ø 23,81	Alu, +ABS
	96-99				<b>05-0196</b>	Luc	Ø 22,20	-ABS
	96-99				<b>05-0302</b>	Luc	Ø 22,20	Alu, -ABS
1.9 TDi Eng. AHU/ ALE (66kW)	93-99		R		<b>04-0349</b>		Ø 19,05	
	93-99		R		<b>04-0679</b>		Ø 19,05	Alu
	93-				<b>05-0599</b>	Ate	Ø 23,81	Ch -1HZSW385334, +ABS
	93-99				<b>05-0196</b>	Luc	Ø 22,20	-ABS
	93-99				<b>05-0302</b>	Luc	Ø 22,20	Alu, -ABS
1.9 TDi Syncro Eng. 1Z (66kW)	-99				<b>05-0490</b>	Ate	Ø 23,81	Ch 1HZSW385335-, Alu, +ABS
	93-99		R		<b>04-0653</b>		Ø 22,20	Alu, 4WD
	93-99				<b>05-0196</b>	Luc	Ø 22,20	-ABS
	93-99				<b>05-0302</b>	Luc	Ø 22,20	Alu, -ABS
1.9 TDi Syncro Eng. AHU/ ALE (66kW)	-99				<b>05-0490</b>	Ate	Ø 23,81	Ch 1HZSW385335-, Alu, +ABS
	93-99		R		<b>04-0653</b>		Ø 22,20	Alu, 4WD
	93-99				<b>05-0196</b>	Luc	Ø 22,20	-ABS
2.0 Eng. 2E (85kW)	93-99				<b>05-0302</b>	Luc	Ø 22,20	Alu, -ABS
	93-99				<b>05-0490</b>	Ate	Ø 23,81	Ch 1HZSW385335-, Alu, +ABS
	91-99		R		<b>04-0349</b>		Ø 19,05	
	91-99		R		<b>04-0679</b>		Ø 19,05	Alu
2.0 Eng. ADY/ AGG/ AKR (85kW)	91-				<b>05-0599</b>	Ate	Ø 23,81	Ch -1HZSW385334, +ABS
	91-99				<b>05-0196</b>	Luc	Ø 22,20	-ABS
	91-99				<b>05-0302</b>	Luc	Ø 22,20	Alu, -ABS
	91-99				<b>05-0490</b>	Ate	Ø 23,81	Ch 1HZSW385335-, Alu, +ABS
	-99				<b>05-0490</b>	Ate	Ø 23,81	Ch 1HZSW385335-, Alu, +ABS
2.0 Syncro Eng. 2E (85kW)	91-99		R		<b>04-0653</b>		Ø 22,20	Alu, 4WD
	91-99				<b>05-0196</b>	Luc	Ø 22,20	-ABS
	91-99				<b>05-0302</b>	Luc	Ø 22,20	Alu, -ABS
	-99				<b>05-0490</b>	Ate	Ø 23,81	Ch 1HZSW385335-, Alu, +ABS
2.0 Syncro Eng. ADY/ AGG/ AKR (85kW)	91-99		R		<b>04-0653</b>		Ø 22,20	Alu, 4WD
	91-99				<b>05-0196</b>	Luc	Ø 22,20	-ABS
	91-99				<b>05-0302</b>	Luc	Ø 22,20	Alu, -ABS

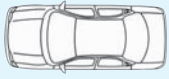







































		Spare Parts	F/R	L/R	METELLI ref.		DIMENSIONS mm.	NOTE
2.0 Syncro Eng. ADY/ AGG/ AKR (85kW)	-99				<b>05-0490</b>	Ate	Ø 23,81	Ch 1HZSW385335-, Alu, +ABS
2.9 VR6 Syncro Eng. ABV (140kW)	94-				<b>05-0599</b>	Ate	Ø 23,81	Ch -1HZSW385334, +ABS
	-99				<b>05-0490</b>	Ate	Ø 23,81	Ch 1HZSW385335-, Alu, +ABS
<b>Golf IV (1J1, 5), Variant 8/97-9/03</b>								
1.4 16v Eng. AHW/ AKQ/ APE/ AXP/ BCA (55kW)	00-10/98-00				<b>05-0536</b>	Ate	Ø 23,81	Alu, +ESP
	10/98-10/03				<b>05-0295</b>	Ate	Ø 23,81	Alu, +ESP
					<b>05-0280</b>		Ø 23,81	-ESP
	97-03				<b>54-0026</b>		Ø 23,81	
	97-				<b>55-0058</b>	Sachs	Ø 15,87	Pla
1.6 Eng. AEH/ AFT/ AKL/ AKS/ APF (74kW)	97-00				<b>54-0026</b>		Ø 23,81	
	97-00				<b>55-0058</b>	Sachs	Ø 15,87	Pla
1.6 Eng. AVU/ BFQ (75kW)	00-03				<b>05-0280</b>		Ø 23,81	-ESP
	00-03				<b>05-0295</b>	Ate	Ø 23,81	Alu, +ESP
	00-03				<b>05-0536</b>	Ate	Ø 23,81	Alu, +ESP
	00-03				<b>54-0026</b>		Ø 23,81	
	00-03				<b>55-0058</b>	Sachs	Ø 15,87	Pla
1.6 16v Eng. ATN/ AUS/ AZD/ BCB (77kW)	00-03				<b>05-0280</b>		Ø 23,81	-ESP
	00-03				<b>05-0536</b>	Ate	Ø 23,81	Alu, +ESP
	00-03				<b>54-0026</b>		Ø 23,81	
	00-03				<b>55-0058</b>	Sachs	Ø 15,87	Pla
1.6 Cabrio Eng. AEH/ AFT/ AKL/ AKS/ APF (74kW)	-00				<b>05-0490</b>	Ate	Ø 23,81	Ch 1EZO21847-, Alu, +ABS
	97-				<b>05-0599</b>	Ate	Ø 23,81	Ch -1EZO21846, +ABS
	8/97-2/00				<b>54-0056</b>		Ø 19,05	
	97-00				<b>54-0026</b>		Ø 23,81	
	97-00				<b>55-0058</b>	Sachs	Ø 15,87	Pla
1.6 FSI Eng. BAD (81kW)	02-03				<b>05-0280</b>		Ø 23,81	+ESP
	02-03				<b>05-0536</b>	Ate	Ø 23,81	Alu, +ESP
	02-03				<b>54-0052</b>	Fte	Ø 19,05	Pla
	02-03				<b>55-0058</b>	Sachs	Ø 15,87	Pla
1.8 Cabrio (Exc. SW) Eng. AAM/ ANN (55kW)					<b>05-0599</b>	Ate	Ø 23,81	Ch -1EZO21846, +ABS
					<b>05-0490</b>	Ate	Ø 23,81	Ch 1EZO21847-, Alu, +ABS
	6/98-9/03				<b>54-0056</b>		Ø 19,05	
1.8 Cabrio (Exc. SW) Eng. ADZ/ ANP (66kW)					<b>05-0599</b>	Ate	Ø 23,81	Ch -1EZO21846, +ABS
					<b>05-0490</b>	Ate	Ø 23,81	Ch 1EZO21847-, Alu, +ABS
	6/98-9/03				<b>54-0056</b>		Ø 19,05	
1.8 T. Eng. AGU/ ARZ/ AUM (110kW)	00-				<b>05-0536</b>	Ate	Ø 23,81	Alu, +ESP
	97-00				<b>05-0295</b>	Ate	Ø 23,81	Alu, +ESP
	97-03				<b>05-0280</b>		Ø 23,81	-ESP
	8/97-9/03				<b>54-0056</b>		Ø 19,05	
	97-				<b>55-0058</b>	Sachs	Ø 15,87	Pla
1.8 T. (Exc. SW) Eng. AUQ (132kW)	01-03				<b>05-0280</b>		Ø 23,81	-ESP
	01-03				<b>05-0536</b>	Ate	Ø 23,81	Alu, +ESP
	01-03				<b>55-0058</b>	Sachs	Ø 15,87	Pla
1.8, 4motion Eng. AGN (92kW)	00-03				<b>05-0536</b>	Ate	Ø 23,81	Alu, +ESP
	97-00				<b>05-0295</b>	Ate	Ø 23,81	Alu, +ESP
	97-03				<b>05-0280</b>		Ø 23,81	-ESP
	8/97-9/03				<b>54-0056</b>		Ø 19,05	
	97-				<b>55-0058</b>	Sachs	Ø 15,87	Pla
1.9 SDi Eng. AGP/ AQM (50kW)	00-03				<b>05-0536</b>	Ate	Ø 23,81	Alu, +ESP
	97-00				<b>05-0295</b>	Ate	Ø 23,81	Alu, +ESP
	97-03				<b>05-0280</b>		Ø 23,81	-ESP
	97-03				<b>54-0026</b>		Ø 23,81	
	97-				<b>55-0058</b>	Sachs	Ø 15,87	Pla
1.9 TDi Eng. AFN/ AHF/ ASV/ AVG (81kW)	00-01				<b>05-0536</b>	Ate	Ø 23,81	Alu, +ESP
	97-00				<b>05-0295</b>	Ate	Ø 23,81	Alu, +ESP
	97-01				<b>05-0280</b>		Ø 23,81	-ESP
	8/97-6/01				<b>54-0056</b>		Ø 19,05	
	97-				<b>55-0058</b>	Sachs	Ø 15,87	Pla
1.9 TDi Cabrio Eng. AFN/ AHF/ ASV/ AVG (81kW)					<b>05-0599</b>	Ate	Ø 23,81	Ch -1EZO21846, +ABS
					<b>05-0490</b>	Ate	Ø 23,81	Ch 1EZO21847-, Alu, +ABS
	8/97-6/01				<b>54-0056</b>		Ø 19,05	
	97-				<b>55-0058</b>	Sachs	Ø 15,87	Pla
1.9 TDi Cabrio Eng. AGR/ AHU/ ALH/ ALE (66kW)	-01				<b>05-0490</b>	Ate	Ø 23,81	Ch 1EZO21847-, Alu, +ABS
	98-				<b>05-0599</b>	Ate	Ø 23,81	Ch -1EZO21846, +ABS

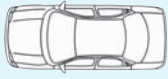




























		Spare Parts	F/R	L/R	METELLI ref.		DIMENSIONS mm.	NOTE
1.9 TDi Cabrio Eng. AGR/ AHU/ ALH/ ALE (66kW)	4/98-6/01				<b>54-0056</b>		Ø 19,05	
	98-01				<b>55-0058</b>	Sachs	Ø 15,87	Pla
1.9 TDi, 4motion Eng. AGR/ AHU/ ALH/ ALE (66kW)	00-01				<b>05-0536</b>	Ate	Ø 23,81	Alu, +ESP
	10/98-00				<b>05-0295</b>	Ate	Ø 23,81	Alu, +ESP
	10/98-01				<b>05-0280</b>		Ø 23,81	-ESP
	4/98-6/01				<b>54-0056</b>		Ø 19,05	
1.9 TDi, 4motion Eng. AJM/ AUY (85kW)	98-01				<b>55-0058</b>	Sachs	Ø 15,87	Pla
	00-01				<b>05-0536</b>	Ate	Ø 23,81	Alu, +ESP
	98-00				<b>05-0295</b>	Ate	Ø 23,81	Alu, +ESP
	98-01				<b>05-0280</b>		Ø 23,81	-ESP
1.9 TDi, 4motion Eng. ASZ (96kW)	98-01				<b>55-0058</b>	Sachs	Ø 15,87	Pla
	00-00				<b>05-0536</b>	Ate	Ø 23,81	Alu, +ESP
1.9 TDi, 4motion Eng. ATD/ AXR (74kW)	00-00				<b>55-0058</b>	Sachs	Ø 15,87	Pla
	00-03				<b>05-0280</b>		Ø 23,81	-ESP
1.9 TDi, 4motion Eng. ATD/ AXR (74kW)	00-03				<b>05-0536</b>	Ate	Ø 23,81	Alu, +ESP
	9/00-9/03				<b>54-0056</b>		Ø 19,05	
	00-03				<b>55-0058</b>	Sachs	Ø 15,87	Pla
	00-03				<b>05-0280</b>		Ø 23,81	-ESP
1.9 TDi, 4motion (Exc. SW) Eng. ARL (110kW)	00-00				<b>05-0536</b>	Ate	Ø 23,81	Alu, +ESP
	00-00				<b>05-0280</b>		Ø 23,81	-ESP
	00-00				<b>55-0058</b>	Sachs	Ø 15,87	Pla
2.0 (Exc. SW) Eng. APK/ AQY/ AZG/ AZJ (85kW)	00-03				<b>05-0536</b>	Ate	Ø 23,81	Alu, +ESP
	98-00				<b>05-0295</b>	Ate	Ø 23,81	Alu, +ESP
	98-03				<b>05-0280</b>		Ø 23,81	-ESP
	7/98-9/03				<b>54-0056</b>		Ø 19,05	
2.0 4motion Eng. AZH/ AZJ (85kW)	98-03				<b>55-0058</b>	Sachs	Ø 15,87	Pla
	00-03				<b>05-0280</b>		Ø 23,81	-ESP
	00-03				<b>05-0536</b>	Ate	Ø 23,81	Alu, +ESP
2.0 Bi-Fuel (Exc. SW) Eng. BEH (85kW)	10/00-9/03				<b>54-0056</b>		Ø 19,05	
	00-03				<b>55-0058</b>	Sachs	Ø 15,87	Pla
	02-03				<b>05-0280</b>		Ø 23,81	-ESP
2.0 Cabrio (Exc. SW) Eng. AGG/ AKR/ ATU/ AWF/ AWG (85kW)	02-03				<b>05-0536</b>	Ate	Ø 23,81	Alu, +ESP
	02-03				<b>05-0599</b>	Ate	Ø 23,81	Ch -1EZS021846, +ABS
	00-00				<b>05-0490</b>	Ate	Ø 23,81	Ch 1EZS021847-, Alu, +ABS
	00-00				<b>05-0536</b>	Ate	Ø 23,81	Alu, +ESP
2.0 Cabrio (Exc. SW) Eng. AGG/ AKR/ ATU/ AWF/ AWG (85kW)	6/98-9/03				<b>54-0056</b>		Ø 19,05	
	98-00				<b>55-0058</b>	Sachs	Ø 15,87	Pla
	98-00				<b>05-0280</b>		Ø 23,81	-ESP
2.3 V5, 4motion Eng. AQN (125kW)	00-00				<b>05-0280</b>		Ø 23,81	-ESP
	00-00				<b>05-0536</b>	Ate	Ø 23,81	Alu, +ESP
	10/00-9/03				<b>54-0056</b>		Ø 19,05	
	00-00				<b>55-0058</b>	Sachs	Ø 15,87	Pla
2.3 VR5, 4motion Eng. AGZ (110kW)	00-00				<b>05-0280</b>		Ø 23,81	-ESP
	00-00				<b>05-0295</b>	Ate	Ø 23,81	Alu, +ESP
	8/97-10/00				<b>54-0056</b>		Ø 19,05	
	97-00				<b>55-0058</b>	Sachs	Ø 15,87	Pla
2.8 V6 4motion Eng. AQP/ AUE/ BDE (150kW)	97-00				<b>05-0280</b>		Ø 23,81	-ESP
	99-00				<b>05-0536</b>	Ate	Ø 23,81	Alu, +ESP
	99-03				<b>05-0295</b>	Ate	Ø 23,81	Alu, +ESP
	99-03				<b>05-0280</b>		Ø 23,81	-ESP
3.2 R32 4motion (Exc. SW) Eng. BFH (177kW)	99-03				<b>55-0058</b>	Sachs	Ø 15,87	Pla
	02-03				<b>55-0058</b>	Sachs	Ø 15,87	Pla
<b>Golf V (1K1), Variant 10/03-12/08</b>								
1.4 16v Eng. BCA (55kW)	03-03				<b>05-0534</b>	Ate	Ø 22,20	Ch -1K6565000, Alu
	03-03				<b>05-0719</b>	Ate	Ø 23,81	Ch 1K6565001-, Alu
	03-10/03				<b>05-0721</b>	Bosch	Ø 22,20	Alu
	10/03-10/03				<b>54-0052</b>	Fte	Ø 19,05	Pla
	10/03-10/03				<b>55-0076</b>		Ø 15,87	
1.4 16v Eng. BUD (59kW)	06-06				<b>05-0719</b>	Ate	Ø 23,81	Ch 1K6565001-, Alu
	06-06				<b>05-0721</b>	Bosch	Ø 22,20	Alu
	06-06				<b>54-0052</b>	Fte	Ø 19,05	Pla
	5/06-5/06				<b>55-0076</b>		Ø 15,87	
1.4 16v TSi Eng. BMY (103kW)	06-06				<b>05-0719</b>	Ate	Ø 23,81	Ch 1K6565001-, Alu
	06-06				<b>05-0721</b>	Bosch	Ø 22,20	Alu
1.4 FSI Eng. BKG/ BLN (66kW)	5/06-5/06				<b>55-0076</b>		Ø 15,87	
	03-03				<b>05-0534</b>	Ate	Ø 22,20	Ch -1K6565000, Alu
03-03				<b>05-0719</b>	Ate	Ø 23,81	Ch 1K6565001-, Alu	

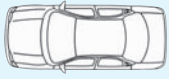





















		Spare Parts	F/R	L/R	METELLI ref.		DIMENSIONS mm.	NOTE
1.4 FSI Eng. BKG/ BLN (66kW)	03-				<b>05-0721</b>	Bosch	Ø 22,20	Alu
	10/03-				<b>54-0052</b>	Fte	Ø 19,05	Pla
	10/03-				<b>55-0076</b>		Ø 15,87	
1.4 TSI Eng. BLG (125kW)	05-				<b>05-0719</b>	Ate	Ø 23,81	Ch 1K6565001-, Alu
	05-				<b>05-0721</b>	Bosch	Ø 22,20	Alu
	11/05-				<b>55-0076</b>		Ø 15,87	
1.4 TSI Eng. CAXA (90kW)	12/07-				<b>55-0076</b>		Ø 15,87	
1.6 (67kW)	8/05-				<b>55-0076</b>		Ø 15,87	
1.6 Eng. BGU (75kW)	04-				<b>05-0534</b>	Ate	Ø 22,20	Ch -1K6565000, Alu
	04-				<b>05-0719</b>	Ate	Ø 23,81	Ch 1K6565001-, Alu
	04-				<b>05-0721</b>	Bosch	Ø 22,20	Alu
	1/04-				<b>55-0076</b>		Ø 15,87	
1.6 FSI Eng. BAG/ BLF/ BLP (85kW)	03-				<b>05-0534</b>	Ate	Ø 22,20	Ch -1K6565000, Alu
	03-				<b>05-0719</b>	Ate	Ø 23,81	Ch 1K6565001-, Alu
	03-				<b>05-0721</b>	Bosch	Ø 22,20	Alu
	10/03-				<b>54-0052</b>	Fte	Ø 19,05	Pla
	10/03-				<b>55-0076</b>		Ø 15,87	
1.8 (73kW)	8/05-				<b>55-0076</b>		Ø 15,87	
1.9 SDi (47kW)	12/05-				<b>55-0076</b>		Ø 15,87	
1.9 TDi Eng. BKC/ BJB (77kW)	03-				<b>05-0534</b>	Ate	Ø 22,20	Ch -1K6565000, Alu
	03-				<b>05-0719</b>	Ate	Ø 23,81	Ch 1K6565001-, Alu
	10/03-				<b>55-0076</b>		Ø 15,87	
1.9 TDi Eng. BRU (66kW)	04-				<b>05-0534</b>	Ate	Ø 22,20	Ch -1K6565000, Alu
	04-				<b>05-0719</b>	Ate	Ø 23,81	Ch 1K6565001-, Alu
	04-				<b>05-0721</b>	Bosch	Ø 22,20	Alu
	5/04-				<b>55-0076</b>		Ø 15,87	
1.9 TDi 4motion Eng. BKC/ BJB (77kW)	03-				<b>05-0534</b>	Ate	Ø 22,20	Ch -1K6565000, Alu
	03-				<b>05-0719</b>	Ate	Ø 23,81	Ch 1K6565001-, Alu
	03-				<b>05-0721</b>	Bosch	Ø 22,20	Alu
	10/03-				<b>55-0076</b>		Ø 15,87	
2.0 FSI Eng. AXW (110kW)	04-				<b>05-0534</b>	Ate	Ø 22,20	Ch -1K6565000, Alu
	04-				<b>05-0719</b>	Ate	Ø 23,81	Ch 1K6565001-, Alu
	04-				<b>05-0721</b>	Bosch	Ø 22,20	Alu
	1/04-				<b>55-0076</b>		Ø 15,87	
2.0 FSI 4motion Eng. AXW (110kW)	04-				<b>05-0534</b>	Ate	Ø 22,20	Ch -1K6565000, Alu
	04-				<b>05-0719</b>	Ate	Ø 23,81	Ch 1K6565001-, Alu
	04-				<b>05-0721</b>	Bosch	Ø 22,20	Alu
	1/04-				<b>55-0076</b>		Ø 15,87	
2.0 SDi Eng. BDK (55kW)	04-				<b>05-0534</b>	Ate	Ø 22,20	Ch -1K6565000, Alu
	04-				<b>05-0719</b>	Ate	Ø 23,81	Ch 1K6565001-, Alu
	04-				<b>05-0721</b>	Bosch	Ø 22,20	Alu
	1/04-				<b>55-0076</b>		Ø 15,87	
2.0 TDi Eng. AZV (100kW)	03-				<b>05-0719</b>	Ate	Ø 23,81	Ch 1K6565001-, Alu
	03-				<b>05-0721</b>	Bosch	Ø 22,20	Alu
	10/03-				<b>55-0076</b>		Ø 15,87	
2.0 TDi Eng. BKD/ BMM (103kW)	03-				<b>05-0534</b>	Ate	Ø 22,20	Ch -1K6565000, Alu
	03-				<b>05-0719</b>	Ate	Ø 23,81	Ch 1K6565001-, Alu
	03-				<b>05-0721</b>	Bosch	Ø 22,20	Alu
	10/03-				<b>55-0076</b>		Ø 15,87	
2.0 TDi 16v Eng. BMN (125kW)	05-				<b>05-0719</b>	Ate	Ø 23,81	Ch 1K6565001-, Alu
	05-				<b>05-0721</b>	Bosch	Ø 22,20	Alu
	11/05-				<b>55-0076</b>		Ø 15,87	
2.0 TDi 4motion Eng. BKD (103kW)	03-				<b>05-0534</b>	Ate	Ø 22,20	Ch -1K6565000, Alu
	03-				<b>05-0719</b>	Ate	Ø 23,81	Ch 1K6565001-, Alu
	03-				<b>05-0721</b>	Bosch	Ø 22,20	Alu
	10/03-				<b>55-0076</b>		Ø 15,87	
2.0 TFSI Eng. AXX/ BWA/ CCTA (147kW)	04-				<b>05-0719</b>	Ate	Ø 23,81	Ch 1K6565001-, Alu
	04-				<b>05-0721</b>	Bosch	Ø 22,20	Alu
	10/04-				<b>55-0076</b>		Ø 15,87	
2.0 TFSi GTI Ed. 30 Eng. BYD (169kW)	2/07-				<b>05-0719</b>	Ate	Ø 23,81	Ch 1K6565001-, Alu
	2/07-				<b>05-0721</b>	Bosch	Ø 22,20	Alu
	2/07-				<b>55-0076</b>		Ø 15,87	
2.5 FSi VR5 (110kW)	6/05-				<b>55-0076</b>		Ø 15,87	

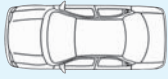






























		Spare Parts	F/R	L/R	METELLI ref.		DIMENSIONS mm.	NOTE
3.2 R32 4motion Eng. BUB (184kW)	05-				05-0719	Ate	Ø 23,81	Ch 1K6565001-, Alu
	05-				05-0721	Bosch	Ø 22,20	Alu
	11/05-				55-0076		Ø 15,87	
<b>Golf V Plus (1KP) 1/05-12/08</b>								
1.4 16v Eng. BCA (55kW)	05-				05-0534	Ate	Ø 22,20	Ch -1K6565000, Alu
	05-				05-0535	Bosch	Ø 22,20	Ch -1K6565000, Alu
	05-				05-0719	Ate	Ø 23,81	Ch 1K6565001-, Alu
	05-				05-0721	Bosch	Ø 22,20	Ch 1K6565001-, Alu
	1/05-				55-0076		Ø 15,87	
1.4 16v Eng. BUD (59kW)	05-				05-0719	Ate	Ø 23,81	Ch 1K6565001-, Alu
	05-				05-0721	Bosch	Ø 22,20	Ch 1K6565001-, Alu
	1/05-				55-0076		Ø 15,87	
1.4 16v TSi Eng. BMY (103kW)	06-				05-0719	Ate	Ø 23,81	Ch 1K6565001-, Alu
	06-				05-0721	Bosch	Ø 22,20	Ch 1K6565001-, Alu
	5/06-				55-0076		Ø 15,87	
1.4 FSi Eng. BLN (66kW)	05-				05-0719	Ate	Ø 23,81	Ch 1K6565001-, Alu
	05-06				05-0721	Bosch	Ø 22,20	Ch 1K6565001-, Alu
	7/05-5/06				55-0076		Ø 15,87	
1.4 TSi Eng. BLG (125kW)	06-				05-0719	Ate	Ø 23,81	Ch 1K6565001-, Alu
	06-				05-0721	Bosch	Ø 22,20	Ch 1K6565001-, Alu
	5/06-				55-0076		Ø 15,87	
1.4 TSi Eng. CAXA (90kW)	6/07-				55-0076		Ø 15,87	
1.6 (67kW)	8/05-				55-0076		Ø 15,87	
1.6 Eng. BSE/ BSF (75kW)	05-				05-0534	Ate	Ø 22,20	Ch -1K6565000, Alu
	05-				05-0535	Bosch	Ø 22,20	Ch -1K6565000, Alu
	05-				05-0719	Ate	Ø 23,81	Ch 1K6565001-, Alu
	05-				05-0721	Bosch	Ø 22,20	Ch 1K6565001-, Alu
	5/05-				55-0076		Ø 15,87	
1.6 FSi Eng. BAG/ BLF (85kW)	05-				05-0534	Ate	Ø 22,20	Ch -1K6565000, Alu
	05-				05-0535	Bosch	Ø 22,20	Ch -1K6565000, Alu
	05-				05-0719	Ate	Ø 23,81	Ch 1K6565001-, Alu
	05-				05-0721	Bosch	Ø 22,20	Ch 1K6565001-, Alu
	1/05-				55-0076		Ø 15,87	
1.8 (73kW)	8/05-				55-0076		Ø 15,87	
1.9 SDi (47kW)	12/05-				55-0076		Ø 15,87	
1.9 TDi Eng. BKC (77kW)	05-				05-0534	Ate	Ø 22,20	Ch -1K6565000, Alu
	05-				05-0535	Bosch	Ø 22,20	Ch -1K6565000, Alu
	05-				05-0719	Ate	Ø 23,81	Ch 1K6565001-, Alu
	05-				05-0721	Bosch	Ø 22,20	Ch 1K6565001-, Alu
	1/05-				55-0076		Ø 15,87	
1.9 TDi Eng. BRU (66kW)	05-				05-0534	Ate	Ø 22,20	Ch -1K6565000, Alu
	05-				05-0535	Bosch	Ø 22,20	Ch -1K6565000, Alu
	05-				05-0719	Ate	Ø 23,81	Ch 1K6565001-, Alu
	05-				05-0721	Bosch	Ø 22,20	Ch 1K6565001-, Alu
	5/05-				55-0076		Ø 15,87	
2.0 FSi Eng. BLR/ BLY/ BVY/ BVZ (110kW)	05-				05-0534	Ate	Ø 22,20	Ch -1K6565000, Alu
	05-				05-0535	Bosch	Ø 22,20	Ch -1K6565000, Alu
	05-				05-0719	Ate	Ø 23,81	Ch 1K6565001-, Alu
	05-				05-0721	Bosch	Ø 22,20	Ch 1K6565001-, Alu
	5/05-				55-0076		Ø 15,87	
2.0 TDi Eng. AZV (100kW)	05-				05-0534	Ate	Ø 22,20	Ch -1K6565000, Alu
	05-				05-0535	Bosch	Ø 22,20	Ch -1K6565000, Alu
	05-				05-0719	Ate	Ø 23,81	Ch 1K6565001-, Alu
	05-				05-0721	Bosch	Ø 22,20	Ch 1K6565001-, Alu
	5/05-				55-0076		Ø 15,87	
2.0 TDi Eng. BKD/ BMM (103kW)	05-				05-0534	Ate	Ø 22,20	Ch -1K6565000, Alu
	05-				05-0535	Bosch	Ø 22,20	Ch -1K6565000, Alu
	05-				05-0719	Ate	Ø 23,81	Ch 1K6565001-, Alu
	05-				05-0721	Bosch	Ø 22,20	Ch 1K6565001-, Alu
	1/05-				55-0076		Ø 15,87	
2.0 TDi PF Eng. BEE (96kW)	11/05-				55-0076		Ø 15,87	
3.2 FSi Eng. BUB (184kW)	05-				05-0719	Ate	Ø 23,81	Ch 1K6565001-, Alu
	9/05-				55-0076		Ø 15,87	

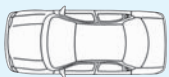























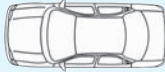
























			Spare Parts	F/R	L/R	METELLI ref.		DIMENSIONS mm.	NOTE
<b>Jetta I (17) 8/79-12/83</b>									
1.1 Eng. FA/ GG (37kW)	79-83		R			04-0116		Ø 14,29	
	79-83					05-0040		Ø 20,64	
	79-83					05-0041		Ø 20,64	
1.3 Eng. GF (44kW)	79-83		R			04-0116		Ø 14,29	
	79-83					05-0040		Ø 20,64	
	79-83					05-0041		Ø 20,64	
1.5 Eng. JB (51kW)	79-83		R			04-0116		Ø 14,29	M/T
	79-83		R			04-0060		Ø 17,46	A/T
	79-83					05-0040		Ø 20,64	
	79-83					05-0041		Ø 20,64	
1.6 Eng. EG (81kW)	79-82		R			04-0116		Ø 14,29	M/T
	79-82		R			04-0060		Ø 17,46	A/T
	79-82					05-0040		Ø 20,64	
	79-82					05-0041		Ø 20,64	
1.6 Eng. FR (63kW)	80-83		R			04-0116		Ø 14,29	M/T
	80-83		R			04-0060		Ø 17,46	A/T
	80-83					05-0040		Ø 20,64	
	80-83					05-0041		Ø 20,64	
1.6 D Eng. CR/ JK (40kW)	80-83		R			04-0116		Ø 14,29	M/T
	80-83		R			04-0060		Ø 17,46	A/T
	80-83					05-0040		Ø 20,64	
	80-83					05-0041		Ø 20,64	
1.6 TD Eng. CY (51kW)	82-83		R			04-0116		Ø 14,29	
	82-83					05-0040		Ø 20,64	
	82-83					05-0041		Ø 20,64	
1.8 Eng. DX (82kW)	82-83		R			04-0060		Ø 17,46	
	82-83					05-0040		Ø 20,64	
	82-83					05-0041		Ø 20,64	
<b>Jetta II (19E, 1G2) 1/84-12/91</b>									
1.0 Eng. HZ (33-37kW)	84-91		R			04-0116		Ø 14,29	
	84-91		R			04-0597		Ø 14,29	Alu
	84-91					05-0039		Ø 20,64	
1.3 Eng. GT (44kW)	84-86		R			04-0116		Ø 14,29	
	84-86		R			04-0597		Ø 14,29	Alu
	84-86					05-0039		Ø 20,64	
1.3, Kat Eng. 2G/ HK/ MH/ NZ (40kW)	84-91		R			04-0116		Ø 14,29	
	84-91		R			04-0597		Ø 14,29	Alu
	84-91					05-0039		Ø 20,64	
1.6 Eng. EZ/ HM (55kW)	84-91		R			04-0060		Ø 17,46	
	84-91					05-0039		Ø 20,64	
1.6 Eng. PN (51kW)	86-91		R			04-0060		Ø 17,46	
	86-91					05-0039		Ø 20,64	
1.6 Eng. RF(KAT) (53kW)	86-91		R			04-0060		Ø 17,46	
	86-91					05-0039		Ø 20,64	
1.6 D Eng. JP/ ME (40kW)	84-91		R			04-0116		Ø 14,29	-CF
	84-91		R			04-0597		Ø 14,29	Alu, -CF
	84-91		R			04-0060		Ø 17,46	+CF
	8/89-91					05-0142	Ate	Ø 20,64	-ABS
	84-7/89					05-0039		Ø 20,64	
1.6 TD Eng. JR/ MF (51kW)	84-91		R			04-0116		Ø 14,29	-CF
	84-91		R			04-0597		Ø 14,29	Alu, -CF
	84-91		R			04-0060		Ø 17,46	+CF
	8/89-91					05-0142	Ate	Ø 20,64	-ABS
	84-7/89					05-0039		Ø 20,64	
1.8 Eng. RH (62kW)	86-90		R			04-0060		Ø 17,46	
	86-89					05-0039		Ø 20,64	
	89-90					05-0142	Ate	Ø 20,64	-ABS
1.8 16v GTi Eng. PL (95kW)	-91					05-0196	Luc	Ø 22,20	Ch 1GKB075001-, -ABS
1.8 GT, Syncro, Kat Eng. HV/ GU/ GX (66kW)	84-91		R			04-0060		Ø 17,46	
	84-91		R			04-0349		Ø 19,05	Syncro, 4WD
	84-91		R			04-0679		Ø 19,05	Alu, Syncro, 4WD
	84-91					05-0039		Ø 20,64	Syncro, 4WD
	84-91					05-0142	Ate	Ø 20,64	-ABS

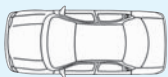

















		Spare Parts	F/R	L/R	METELLI ref.		DIMENSIONS mm.	NOTE
1.8 GTI Eng. EV/ GZ/ PB (82kW)	84-91		R		04-0116		Ø 14,29	-CF
	84-91		R		04-0597		Ø 14,29	Alu, -CF
	84-91		R		04-0060		Ø 17,46	+CF
	84-91				05-0039		Ø 20,64	Ch -1GKB075000
1.8 GTI, Kat Eng. PF/ RD (79kW)	85-87		R		04-0116		Ø 14,29	-CF
	85-87		R		04-0597		Ø 14,29	Alu, -CF
	85-87		R		04-0060		Ø 17,46	+CF
	85-87				05-0039		Ø 20,64	Ch -1GKB075000
	85-87				05-0196	Luc	Ø 22,20	Ch 1GKB075001-, -ABS
1.8 Syncro Eng. 1P (72kW)	88-91		R		04-0349		Ø 19,05	4WD
	88-91		R		04-0679		Ø 19,05	Alu, 4WD
	88-91				05-0039		Ø 20,64	
1.8, Syncro Eng. RP (66kW)	84-91		R		04-0060		Ø 17,46	
	84-91		R		04-0349		Ø 19,05	Syncro, 4WD
	84-91		R		04-0679		Ø 19,05	Alu, Syncro, 4WD
	84-91				05-0039		Ø 20,64	Syncro, 4WD
	84-91				05-0142	Ate	Ø 20,64	-ABS
<b>Jetta III (1KM) 8/05-</b>								
1.4 16v TSi Eng. BMY (103kW)	06-				05-0534	Ate	Ø 22,20	Ch -1K6741206, Alu
	8/06-				55-0076		Ø 15,87	
1.4 TSi Eng. BLG (125kW)	06-				05-0534	Ate	Ø 22,20	Ch -1K6741206, Alu
	8/06-				55-0076		Ø 15,87	
1.4 TSi Eng. CAXA (90kW)	07-				05-0534	Ate	Ø 22,20	Ch -1K6741206, Alu
	10/07-				55-0076		Ø 15,87	
1.6 Eng. BSE/ BSF (75kW)	05-				05-0534	Ate	Ø 22,20	Ch -1K6741206, Alu
	05-				05-0719	Ate	Ø 23,81	Ch 1K6741207-, Alu
	10/05-				55-0076		Ø 15,87	
1.6 FSI Eng. BAG/ BLF (85kW)	05-				05-0534	Ate	Ø 22,20	Ch -1K6741206, Alu
	05-				05-0719	Ate	Ø 23,81	Ch 1K6741207-, Alu
	9/05-				55-0076		Ø 15,87	
1.9 TDi Eng. BKC/ BLS (77kW)	05-				05-0534	Ate	Ø 22,20	Ch -1K6741206, Alu
	05-				05-0719	Ate	Ø 23,81	Ch 1K6741207-, Alu
	9/05-				55-0076		Ø 15,87	
2.0 FSI Eng. BLR/ BLY (110kW)	05-				05-0534	Ate	Ø 22,20	Ch -1K6741206, Alu
	05-				05-0719	Ate	Ø 23,81	Ch 1K6741207-, Alu
	8/05-				55-0076		Ø 15,87	
2.0 TDi Eng. AZV (100kW)	9/05-				55-0076		Ø 15,87	
2.0 TDi Eng. BKD/ BMM (103kW)	05-				05-0534	Ate	Ø 22,20	Ch -1K6741206, Alu
	05-				05-0719	Ate	Ø 23,81	Ch 1K6741207-, Alu
	8/05-				55-0076		Ø 15,87	
2.0 TDi Eng. BMN (125kW)	10/06-				55-0076		Ø 15,87	
2.0 TFSI Eng. BWA / BPY / CCTA (147kW)	05-				05-0534	Ate	Ø 22,20	Ch -1K6741206, Alu
	05-				05-0719	Ate	Ø 23,81	Ch 1K6741207-, Alu
	10/05-				55-0076		Ø 15,87	
2.5 Eng. BGP/ BTK (110kW)	1/06-				55-0076		Ø 15,87	
<b>K 70 (48) 8/70-10/74</b>								
1.6 Eng. DA (66kW)	70-74		R		04-0061		Ø 17,46	
1.6 Eng. DB (55kW)	70-71		R		04-0061		Ø 17,46	
<b>Kaefer 4/49-7/03</b>								
1.2 (22kW)	8/64-		F		04-0044		Ø 22,22	
	1/67-		R		04-0061		Ø 17,46	
	8/64-66		R		04-0045		Ø 19,05	
1.2, Cabrio Eng. D (25kW)	8/64-		F		04-0044		Ø 22,22	
	1/67-		R		04-0061		Ø 17,46	
	8/64-66		R		04-0045		Ø 19,05	
1.3 Eng. E (27kW)	8/65-70		F		04-0044		Ø 22,22	
	65-7/67		R		04-0045		Ø 19,05	
	8/67-70		R		04-0061		Ø 17,46	
1.3, Cabrio Eng. AB/ AR (32kW)	70-81		F		04-0044		Ø 22,22	
	70-7/67		R		04-0045		Ø 19,05	
	8/67-81		R		04-0061		Ø 17,46	

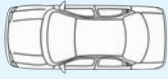






































		Spare Parts	F/R	L/R	METELLI ref.		DIMENSIONS mm.	NOTE	
1.3, Cabrio, Karmann Eng. 113/ AC/ F (29-30kW)	64-75		F		04-0044		Ø 22,22		
	64-7/67		R		04-0045		Ø 19,05		
	8/67-75		R		04-0061		Ø 17,46		
<b>Karmann Ghia (14, 34) 1/60-7/74</b>									
1.2 Cabrio Eng. D (25kW)	60-64		R		04-0045		Ø 19,05		
1.3 Coupé Eng. AB (32kW)	70-74		F		04-0044		Ø 22,22		
	70-74		R		04-0045		Ø 19,05		
1.5 Eng. 341 (40kW)	61-70		F		04-0044		Ø 22,22		
	61-70		R		04-0061		Ø 17,46		
1.5 Cabrio Eng. 113/ F (29-30kW)	64-74		F		04-0044		Ø 22,22		
	64-74		R		04-0061		Ø 17,46		
1.5 Coupé Eng. H (32kW)	66-69		F		04-0044		Ø 22,22		
	66-69		R		04-0061		Ø 17,46		
1.6 Coupé Eng. AD (35kW)	71-74		F		04-0044		Ø 22,22		
	71-74		R		04-0061		Ø 17,46		
1.6 Coupé Eng. AD (37kW)	70-73		F		04-0044		Ø 22,22		
	70-73		R		04-0061		Ø 17,46		
<b>Lupo (6X1, 6E1) 9/98-</b>									
1.0 Eng. AER/ ALD/ ALL/ ANV/ AUC (37kW)	98-		R		04-0226		Ø 15,87	-ABS	
	98-		R		04-0598		Ø 15,87	Alu, -ABS	
	98-		R		04-0060		Ø 17,46	+ABS	
	98-		R		04-0608		Ø 17,46	Alu, +ABS	
	98-				05-0207		Ø 20,64	-ABS	
	98-				05-0277		Ø 20,64	Alu, -ABS	
	98-					05-0403	Ate	Ø 22,20	+ABS, RHD
	98-					05-0611	Ate	Ø 22,20	Alu, +ABS, +ESP
	98-					05-0492	Ate	Ø 22,20	Alu, +ABS, -ESP, LHD
1.0 Eng. AHT (37kW)	98-		R		04-0226		Ø 15,87	-ABS	
	98-		R		04-0598		Ø 15,87	Alu, -ABS	
	98-		R		04-0060		Ø 17,46	+ABS	
	98-		R		04-0608		Ø 17,46	Alu, +ABS	
	98-				05-0207		Ø 20,64	-ABS	
	98-				05-0277		Ø 20,64	Alu, -ABS	
	98-					05-0403	Ate	Ø 22,20	+ABS, RHD
	98-					05-0611	Ate	Ø 22,20	Alu, +ABS, +ESP
	98-					05-0492	Ate	Ø 22,20	Alu, +ABS, -ESP, LHD
1.2 TDi 3L Eng. ANY/ AYZ (45kW)	7/99-		R		04-0226		Ø 15,87	-ABS	
	7/99-		R		04-0598		Ø 15,87	Alu, -ABS	
	7/99-		R		04-0060		Ø 17,46	+ABS	
	7/99-		R		04-0608		Ø 17,46	Alu, +ABS	
	7/99-				05-0207		Ø 20,64	-ABS	
	7/99-				05-0277		Ø 20,64	Alu, -ABS	
	7/99-					05-0403	Ate	Ø 22,20	+ABS, RHD
	7/99-					05-0611	Ate	Ø 22,20	Alu, +ABS, +ESP
	7/99-					05-0492	Ate	Ø 22,20	Alu, +ABS, -ESP, LHD
1.4 Eng. AKK/ AUD (44kW)	00-		R		04-0226		Ø 15,87	-ABS	
	00-		R		04-0598		Ø 15,87	Alu, -ABS	
	00-		R		04-0060		Ø 17,46	+ABS	
	00-		R		04-0608		Ø 17,46	Alu, +ABS	
	00-				05-0207		Ø 20,64	-ABS	
	00-				05-0277		Ø 20,64	Alu, -ABS	
	00-					05-0403	Ate	Ø 22,20	+ABS, RHD
	00-					05-0611	Ate	Ø 22,20	Alu, +ABS, +ESP
	00-					05-0492	Ate	Ø 22,20	Alu, +ABS, -ESP, LHD
1.4 16v Eng. AFK/ ANM/ AQQ/ AUB (74kW)	99-		R		04-0226		Ø 15,87	-ABS	
	99-		R		04-0598		Ø 15,87	Alu, -ABS	
	99-		R		04-0060		Ø 17,46	+ABS	
	99-		R		04-0608		Ø 17,46	Alu, +ABS	
	99-				05-0207		Ø 20,64	-ABS	
	99-				05-0277		Ø 20,64	Alu, -ABS	
	99-					05-0403	Ate	Ø 22,20	+ABS, RHD
	99-					05-0610	Ate	Ø 23,81	Alu, +ABS, -ESP
1.4 16v Eng. AHW/ AKQ/ APE/ AUA/ BBY (55kW)	9/98-		R		04-0226		Ø 15,87	-ABS	
	9/98-		R		04-0598		Ø 15,87	Alu, -ABS	

		Spare Parts	F/R	L/R	METELLI ref.		DIMENSIONS mm.	NOTE	
1.4 16v Eng. AHW/ AKQ/ APE/ AUA/ BBY (55kW)	9/98-		R		<b>04-0060</b>		Ø 17,46	+ABS	
	9/98-		R		<b>04-0608</b>		Ø 17,46	Alu, +ABS	
	9/98-				<b>05-0207</b>		Ø 20,64	-ABS	
	9/98-				<b>05-0277</b>		Ø 20,64	Alu, -ABS	
	9/98-				<b>05-0403</b>	Ate	Ø 22,20	+ABS, RHD	
	9/98-				<b>05-0611</b>	Ate	Ø 22,20	Alu, +ABS, +ESP	
	9/98-				<b>05-0492</b>	Ate	Ø 22,20	Alu, +ABS, -ESP, LHD	
1.4 FSI Eng. ARR (77kW)	01-		R		<b>04-0598</b>		Ø 15,87	Alu, -ABS	
	01-		R		<b>04-0060</b>		Ø 17,46	+ABS	
	01-				<b>05-0403</b>	Ate	Ø 22,20	+ABS, RHD	
	01-				<b>05-0610</b>	Ate	Ø 23,81	Alu, +ABS, -ESP	
1.4 TDi Eng. AMF (55kW)	1/99-		R		<b>04-0226</b>		Ø 15,87	-ABS	
	1/99-		R		<b>04-0598</b>		Ø 15,87	Alu, -ABS	
	1/99-		R		<b>04-0060</b>		Ø 17,46	+ABS	
	1/99-		R		<b>04-0608</b>		Ø 17,46	Alu, +ABS	
	1/99-				<b>05-0207</b>		Ø 20,64	-ABS	
	1/99-				<b>05-0277</b>		Ø 20,64	Alu, -ABS	
	1/99-				<b>05-0403</b>	Ate	Ø 22,20	+ABS, RHD	
	1/99-				<b>05-0611</b>	Ate	Ø 22,20	Alu, +ABS, +ESP	
	1/99-				<b>05-0492</b>	Ate	Ø 22,20	Alu, +ABS, -ESP, LHD	
1.6 16v GTI Eng. ARC/ AVY (92kW)	9/00-				<b>05-0403</b>	Ate	Ø 22,20	+ABS, RHD	
	9/00-				<b>05-0610</b>	Ate	Ø 23,81	Alu, +ABS, -ESP	
	00-				<b>54-0052</b>	Fte	Ø 19,05	Pla	
	1.7 SDi Eng. AKU (44kW)	9/98-		R		<b>04-0226</b>		Ø 15,87	-ABS
		9/98-		R		<b>04-0598</b>		Ø 15,87	Alu, -ABS
		9/98-		R		<b>04-0060</b>		Ø 17,46	+ABS
		9/98-		R		<b>04-0608</b>		Ø 17,46	Alu, +ABS
9/98-					<b>05-0207</b>		Ø 20,64	-ABS	
9/98-					<b>05-0277</b>		Ø 20,64	Alu, -ABS	
New Beetle (9C1, 1C1) 1/98-	9/98-				<b>05-0403</b>	Ate	Ø 22,20	+ABS, RHD	
	9/98-				<b>05-0611</b>	Ate	Ø 22,20	Alu, +ABS, +ESP	
	9/98-				<b>05-0492</b>	Ate	Ø 22,20	Alu, +ABS, -ESP, LHD	
	1.4 16v, Cabrio Eng. BCA (55kW)	01-				<b>05-0280</b>		Ø 23,81	-ESP, LHD
		01-				<b>05-0536</b>	Ate	Ø 23,81	Alu, +ESP
01-					<b>54-0052</b>	Fte	Ø 19,05	Pla	
01-					<b>55-0058</b>	Sachs	Ø 15,87	Pla	
1.6 Eng. AWH (74kW)	99-				<b>05-0536</b>	Ate	Ø 23,81	Ch 9CZY613783-, Alu, +ESP, LHD	
	99-00				<b>05-0295</b>	Ate	Ø 23,81	Ch -9CZY613782, Alu, +ESP, LHD	
	10/99-9/00				<b>05-0280</b>		Ø 23,81	-ESP, LHD	
	99-00				<b>54-0056</b>		Ø 19,05		
1.6 Eng. BSE/ BSF (75kW)	99-00				<b>55-0058</b>	Sachs	Ø 15,87	Pla	
	1.6 Eng. BSE/ BSF (75kW)	00-				<b>05-0536</b>	Ate	Ø 23,81	Ch 9CZY613783-, Alu, +ESP, LHD
		00-				<b>05-0280</b>		Ø 23,81	-ESP, LHD
		00-				<b>05-0295</b>	Ate	Ø 23,81	Ch -9CZY613782, Alu, +ESP, LHD
		9/00-				<b>54-0056</b>		Ø 19,05	
00-				<b>55-0058</b>	Sachs	Ø 15,87	Pla		
1.6, Cabrio Eng. AYD (75kW)	00-				<b>05-0536</b>	Ate	Ø 23,81	Ch 9CZY613783-, Alu, +ESP, LHD	
	00-				<b>05-0280</b>		Ø 23,81	-ESP, LHD	
	00-				<b>05-0295</b>	Ate	Ø 23,81	Ch -9CZY613782, Alu, +ESP, LHD	
	9/00-				<b>54-0056</b>		Ø 19,05		
00-				<b>55-0058</b>	Sachs	Ø 15,87	Pla		
1.8 T., Cabrio Eng. APH/ AVC/ AWU/ AWW (110kW)	99-				<b>05-0536</b>	Ate	Ø 23,81	Ch 9CZY613783-, Alu, +ESP, LHD	
	99-				<b>05-0280</b>		Ø 23,81	-ESP, LHD	
	99-				<b>05-0295</b>	Ate	Ø 23,81	Ch -9CZY613782, Alu, +ESP, LHD	
	10/99-				<b>54-0056</b>		Ø 19,05		
99-				<b>55-0058</b>	Sachs	Ø 15,87	Pla		
1.9 TDi Eng. ALH (66kW)	-01				<b>05-0536</b>	Ate	Ø 23,81	Ch 9CZY613783-, Alu, +ESP, LHD	
	98-				<b>05-0295</b>	Ate	Ø 23,81	Ch -9CZY613782, Alu, +ESP, LHD	
	98-01				<b>05-0280</b>		Ø 23,81	-ESP, LHD	
	1/98-2/01				<b>54-0056</b>		Ø 19,05		
98-01				<b>55-0058</b>	Sachs	Ø 15,87	Pla		

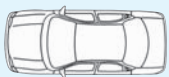

























		Spare Parts	F/R	L/R	METELLI ref.		DIMENSIONS mm.	NOTE
1.9 TDi, Cabrio Eng. ATD (74kW)		01-			<b>05-0536</b>	Ate	Ø 23,81	Ch 9CZY613783-, Alu, +ESP, LHD
		01-			<b>05-0280</b>		Ø 23,81	-ESP, LHD
		2/01-			<b>05-0295</b>	Ate	Ø 23,81	Ch -9CZY613782, Alu, +ESP, LHD
		01-			<b>54-0056</b>		Ø 19,05	
2.0, Cabrio Eng. AEG/ APK/ AQY/ AZG (85kW)		98-			<b>05-0536</b>	Ate	Ø 23,81	Ch 9CZY613783-, Alu, +ESP, LHD
		98-			<b>05-0280</b>		Ø 23,81	-ESP, LHD
		1/98-			<b>05-0295</b>	Ate	Ø 23,81	Ch -9CZY613782, Alu, +ESP, LHD
		98-			<b>54-0056</b>		Ø 19,05	
2.3 V5 Eng. AQN (125kW)		00-			<b>05-0536</b>	Ate	Ø 23,81	Ch 9CZY613783-, Alu, +ESP, LHD
		00-			<b>05-0280</b>		Ø 23,81	-ESP, LHD
		10/00-			<b>05-0295</b>	Ate	Ø 23,81	Ch -9CZY613782, Alu, +ESP, LHD
		00-			<b>54-0056</b>		Ø 19,05	
3.2 RSI Eng. AXJ (165kW)		00-			<b>05-0536</b>	Ate	Ø 23,81	Ch 9CZY613783-, Alu, +ESP, LHD
		00-			<b>05-0280</b>		Ø 23,81	-ESP, LHD
		00-			<b>05-0295</b>	Ate	Ø 23,81	Ch -9CZY613782, Alu, +ESP, LHD
		00-			<b>54-0056</b>	Sachs	Ø 15,87	Pla
<b>Passat I (32, 33), Variant 5/73-7/80</b>								
1.3 Eng. FY (40kW)		73-80	R		<b>04-0116</b>		Ø 14,29	
		73-80			<b>05-0040</b>		Ø 20,64	+Servo
		73-80			<b>05-0041</b>		Ø 20,64	+Servo
1.3 Eng. ZA (40kW)		73-80	R		<b>04-0116</b>		Ø 14,29	
		73-80			<b>05-0040</b>		Ø 20,64	+Servo
		73-80			<b>05-0041</b>		Ø 20,64	+Servo
1.3 Eng. ZF (44kW)		73-78	R		<b>04-0116</b>		Ø 14,29	
		73-78			<b>05-0040</b>		Ø 20,64	+Servo
		73-78			<b>05-0041</b>		Ø 20,64	+Servo
1.5 Eng. YJ/ ZB (55kW)		73-75	R		<b>04-0116</b>		Ø 14,29	Incl. Sweden, M/T
		73-75	R		<b>04-0060</b>		Ø 17,46	A/T
		73-75			<b>05-0042</b>		Ø 20,64	A/T
		73-75			<b>05-0043</b>		Ø 20,64	A/T
		73-75			<b>05-0040</b>		Ø 20,64	+Servo, M/T
		73-75			<b>05-0041</b>		Ø 20,64	Incl. Sweden, +Servo, M/T
1.5 Eng. ZC (63kW)		73-75	R		<b>04-0116</b>		Ø 14,29	Incl. Sweden, M/T
		73-75	R		<b>04-0060</b>		Ø 17,46	A/T
		73-75			<b>05-0042</b>		Ø 20,64	A/T
		73-75			<b>05-0043</b>		Ø 20,64	A/T
		73-75			<b>05-0040</b>		Ø 20,64	+Servo, M/T
		73-75			<b>05-0041</b>		Ø 20,64	Incl. Sweden, +Servo, M/T
1.5 D Eng. CK (37kW)		77-80	R		<b>04-0116</b>		Ø 14,29	M/T
		77-80	R		<b>04-0060</b>		Ø 17,46	A/T
		77-80			<b>05-0043</b>		Ø 20,64	A/T
		77-80			<b>05-0042</b>		Ø 20,64	M/T+A/T
1.6 Eng. YP (63kW)		75-80	R		<b>04-0116</b>		Ø 14,29	M/T
		75-80	R		<b>04-0060</b>		Ø 17,46	A/T
		75-80			<b>05-0043</b>		Ø 20,64	A/T
		75-80			<b>05-0040</b>		Ø 20,64	M/T
		75-80			<b>05-0041</b>		Ø 20,64	M/T
		78-80			<b>05-0042</b>		Ø 20,64	M/T+A/T
1.6 (Exc. SW) Eng. FS (53kW)		75-80	R		<b>04-0116</b>		Ø 14,29	M/T
		75-80	R		<b>04-0060</b>		Ø 17,46	A/T
		75-80			<b>05-0043</b>		Ø 20,64	A/T
		75-80			<b>05-0040</b>		Ø 20,64	M/T
		75-80			<b>05-0041</b>		Ø 20,64	M/T
		78-80			<b>05-0042</b>		Ø 20,64	M/T+A/T
1.6 D SW Eng. CR (40kW)		79-80	R		<b>04-0116</b>		Ø 14,29	M/T
		79-80	R		<b>04-0060</b>		Ø 17,46	A/T
		79-80			<b>05-0042</b>		Ø 20,64	A/T
		79-80			<b>05-0043</b>		Ø 20,64	A/T
		79-80			<b>05-0040</b>		Ø 20,64	M/T
		79-80			<b>05-0041</b>		Ø 20,64	M/T

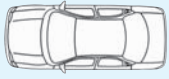
































		Spare Parts	F/R	L/R	METELLI ref.		DIMENSIONS mm.	NOTE
1.6 i SW Eng. YS (81kW)	78-80		R		04-0116		Ø 14,29	M/T
	78-80		R		04-0060		Ø 17,46	A/T
	78-80				05-0043		Ø 20,64	A/T
	78-80				05-0040		Ø 20,64	M/T
	78-80				05-0041		Ø 20,64	M/T
	78-80				05-0042		Ø 20,64	M/T+A/T
1.6 SW Eng. YN (55kW)	76-80		R		04-0116		Ø 14,29	M/T
	76-80		R		04-0060		Ø 17,46	A/T
	76-80				05-0043		Ø 20,64	A/T
	76-80				05-0040		Ø 20,64	M/T
	76-80				05-0041		Ø 20,64	M/T
	78-80				05-0042		Ø 20,64	M/T+A/T
<b>Passat II (32B), Variant 8/80-3/88</b>								
1.3 Eng. EP (44kW)	8/84-86		R		04-0226		Ø 15,87	
	8/84-86		R		04-0060		Ø 17,46	HDB
	80-7/84		R		04-0116		Ø 14,29	
	8/84-86				05-0202		Ø 20,64	LHD
	80-7/84				05-0204		Ø 20,64	+Servo, LHD
	80-7/84				05-0205		Ø 20,64	+Servo, RHD
1.3 Eng. EU/ FZ (44kW)	8/84-86		R		04-0226		Ø 15,87	
	8/84-86		R		04-0060		Ø 17,46	HDB
	80-7/84		R		04-0116		Ø 14,29	
	8/84-86				05-0202		Ø 20,64	LHD
	80-7/84				05-0204		Ø 20,64	+Servo, LHD
	80-7/84				05-0205		Ø 20,64	+Servo, RHD
1.3 Eng. FY (40kW)	8/84-7/85		R		04-0226		Ø 15,87	
	8/84-7/85		R		04-0060		Ø 17,46	HDB
	83-7/84		R		04-0116		Ø 14,29	
	8/83-7/84				05-0205		Ø 20,64	+Servo, RHD
	8/83-7/84				05-0204		Ø 20,64	+Servo, LHD
	8/84-7/85				05-0202		Ø 20,64	LHD
1.6 Eng. DT/ WV/ YN (55kW)	8/80-7/84		R		04-0060		Ø 17,46	A/T
	8/81-3/88		R		04-0226		Ø 15,87	M/T
	8/80-7/81				05-0042		Ø 20,64	A/T
	8/80-7/84				05-0204		Ø 20,64	+Servo, LHD
	8/81-7/83				05-0040		Ø 20,64	
	8/81-7/83				05-0041		Ø 20,64	
	8/83-3/88				05-0205		Ø 20,64	+Servo, RHD
	8/84-3/88				05-0202		Ø 20,64	M/T, LHD
1.6 Eng. PP (51kW)	87-88		R		04-0226		Ø 15,87	M/T
	87-88		R		04-0060		Ø 17,46	A/T
	87-88				05-0202		Ø 20,64	M/T, LHD
	87-88				05-0205		Ø 20,64	+Servo, RHD
1.6 Eng. RF/ RL (53kW)	86-88		R		04-0226		Ø 15,87	M/T
	86-88		R		04-0060		Ø 17,46	A/T
	86-88				05-0202		Ø 20,64	M/T, LHD
	86-88				05-0205		Ø 20,64	+Servo, RHD
1.6 Eng. YP (63kW)	81-83		R		04-0226		Ø 15,87	M/T
	81-83		R		04-0060		Ø 17,46	A/T
	1/81-7/81				05-0042		Ø 20,64	A/T
	8/81-83				05-0040		Ø 20,64	
	8/81-83				05-0041		Ø 20,64	
81-83			05-0204		Ø 20,64	+Servo, LHD		
1.6 D Eng. CR/ JK (40kW)	8/81-7/83		R		04-0226		Ø 15,87	M/T
	80-88		R		04-0116		Ø 14,29	M/T
	80-88		R		04-0060		Ø 17,46	M/T+A/T
	8/80-3/88				05-0205		Ø 20,64	RHD
	8/81-7/83				05-0040		Ø 20,64	M/T, LHD
	8/81-7/83				05-0041		Ø 20,64	M/T, LHD
	8/83-7/84				05-0204		Ø 20,64	M/T, LHD
	8/84-3/88				05-0202		Ø 20,64	LHD
1.6 TD Eng. CY (51kW)	82-88		R		04-0060		Ø 17,46	A/T
	8/84-3/88				05-0202		Ø 20,64	LHD
	82-7/84				05-0204		Ø 20,64	LHD

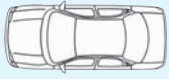





























		Spare Parts	F/R	L/R	METELLI ref.		DIMENSIONS mm.	NOTE
1.6 TD Eng. CY (51kW)	82-7/84				05-0205		Ø 20,64	RHD
	82-83				05-0042		Ø 20,64	LHD
1.6 TD (Exc. SW) Eng. RA (59kW)	86-88		R		04-0060		Ø 17,46	A/T
	86-88				05-0202	Ø 20,64	LHD	
1.8 Eng. DS/ JN/ JV (66kW)	86-88		R		04-0226		Ø 15,87	M/T
	86-88		R		04-0060		Ø 17,46	A/T
	86-88				05-0202	Ø 20,64	LHD	
	86-88				05-0205	Ø 20,64	RHD	
1.8 Eng. RM (64kW)	86-88		R		04-0226		Ø 15,87	M/T
	86-88		R		04-0060		Ø 17,46	A/T
	86-88				05-0202	Ø 20,64	LHD	
	86-88				05-0205	Ø 20,64	RHD	
1.8 Syncro Eng. DS/ JN/ JV (66kW)	86-88		R		04-0226		Ø 15,87	M/T
	86-88		R		04-0060		Ø 17,46	A/T
	86-88				05-0202	Ø 20,64	LHD	
	86-88				05-0205	Ø 20,64	RHD	
1.9 Eng. WN (85kW)	1/81-7/81		R		04-0226		Ø 15,87	
	8/81-7/83		R		04-0060		Ø 17,46	
	1/81-7/83				05-0204	Ø 20,64	LHD	
	1/81-7/83				05-0205	Ø 20,64	RHD	
	8/81-7/83				05-0040	Ø 20,64	LHD	
2.0, Syncro Eng. HP/ JS (85kW)	8/83-3/88		R		04-0060		Ø 17,46	
	8/83-3/88				05-0205	Ø 20,64	RHD	
	8/83-7/84				05-0204	Ø 20,64	LHD	
	8/84-3/88				05-0202	Ø 20,64	LHD	
2.2 Eng. KV (100kW)	1/81-7/83		R		04-0226		Ø 15,87	Sweden
	8/81-3/88		R		04-0060		Ø 17,46	Incl. Sweden
	1/81-7/83				05-0204	Ø 20,64	Sweden, LHD	
	8/85-3/88				05-0202	Ø 20,64	LHD	
	8/85-3/88				05-0205	Ø 20,64	RHD	
2.2 Eng. KX (85kW)	85-3/88		R		04-0060		Ø 17,46	Incl. Sweden
	85-88		R		04-0226		Ø 15,87	Sweden
	85-88				05-0202	Ø 20,64	LHD	
	85-88				05-0205	Ø 20,64	RHD	
	85-88				05-0204	Ø 20,64	Sweden, LHD	
2.2 Syncro SW Eng. JT (88kW)	85-88		R		04-0226		Ø 15,87	Sweden
	85-88		R		04-0060		Ø 17,46	Incl. Sweden
	85-88				05-0202	Ø 20,64	LHD	
	85-88				05-0205	Ø 20,64	RHD	
	85-88				05-0204	Ø 20,64	Sweden, LHD	
<b>Passat III (3A2, 3A5, 35I), Variant 2/88-5/97</b>								
1.6 Eng. 1F (53kW)	4/88-		R		04-0349		Ø 19,05	Ch -31L085000
	4/88-		R		04-0679		Ø 19,05	Ch -31L085000, Alu
	-91		R		04-0594		Ø 20,64	Ch 31L085001-, Alu
	4/88-7/91				05-0142	Ate	Ø 20,64	-ABS
1.6 Eng. AEK/ AFT (74kW)	8/91-				05-0196	Luc	Ø 22,20	-ABS
	94-96		R		04-0594		Ø 20,64	Alu
	94-96				05-0599	Ate	Ø 23,81	Ch -3AZ300000, +ABS
	94-96				05-0490	Ate	Ø 23,81	Ch 3AZT000001-, Alu, +ABS
1.6 Eng. EZ/ HM (55kW)	94-96				05-0196	Luc	Ø 22,20	-ABS
	94-96				05-0302	Luc	Ø 22,20	Alu, -ABS
	-12/88		R		04-0594		Ø 20,64	Ch 31L085001-, Alu
	4/88-		R		04-0349		Ø 19,05	Ch -31L085000
	4/88-		R		04-0679		Ø 19,05	Ch -31L085000, Alu
1.6 TD Eng. RA/ SB (59kW)	4/88-				05-0142	Ate	Ø 20,64	-ABS
	88-93		R		04-0594		Ø 20,64	Alu
	8/88-7/91				05-0142	Ate	Ø 20,64	-ABS
	8/91-93				05-0196	Luc	Ø 22,20	-ABS
1.8 Eng. AAM (55kW)	88-93				54-0025	Ate	Ø 23,81	Alu
	90-96		R		04-0594		Ø 20,64	Alu
					05-0599	Ate	Ø 23,81	Ch -3AZ300000, +ABS
	10/93-96				05-0302	Luc	Ø 22,20	Alu, -ABS
	8/91-96				05-0196	Luc	Ø 22,20	-ABS
90-7/91			05-0142	Ate	Ø 20,64	-ABS		

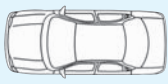



































		Spare Parts	F/R	L/R	METELLI ref.		DIMENSIONS mm.	NOTE
1.8 Eng. AAM (55kW)	-96				<b>05-0490</b>	Ate	Ø 23,81	Ch 3AZT000001-, Alu, +ABS
	90-96				<b>54-0025</b>	Ate	Ø 23,81	Alu
1.8 Eng. ABS/ ADZ (66kW)	88-97		R		<b>04-0594</b>		Ø 20,64	Alu
	10/93-97				<b>05-0302</b>	Luc	Ø 22,20	Alu, -ABS
	8/88-7/91				<b>05-0142</b>	Ate	Ø 20,64	-ABS
	8/91-97				<b>05-0196</b>	Luc	Ø 22,20	-ABS
	88-97				<b>05-0599</b>	Ate	Ø 23,81	Ch -3AZ300000, +ABS
	88-97				<b>05-0490</b>	Ate	Ø 23,81	Ch 3AZT000001-, Alu, +ABS
	88-97				<b>54-0025</b>	Ate	Ø 23,81	Alu
1.8 Eng. PB(KAT) (82kW)	4/88-7/90				<b>05-0196</b>	Luc	Ø 22,20	-ABS
	88-92				<b>05-0490</b>	Ate	Ø 23,81	Ch 3AZT000001-, Alu, +ABS
	2/88-92				<b>54-0025</b>	Ate	Ø 23,81	Alu
1.8 Eng. PF (79kW)	4/88-7/90				<b>05-0196</b>	Luc	Ø 22,20	-ABS
	88-93				<b>05-0490</b>	Ate	Ø 23,81	Ch 3AZT000001-, Alu, +ABS
	88-93				<b>54-0025</b>	Ate	Ø 23,81	Alu
1.8 16v Eng. KR (100kW)	88-89				<b>05-0196</b>	Luc	Ø 22,20	-ABS
	88-89				<b>54-0025</b>	Ate	Ø 23,81	Alu
1.8 G60 Syncro Eng. 1H/ PG (118kW)	4/88-7/90				<b>05-0196</b>	Luc	Ø 22,20	-ABS
	2/88-8/96				<b>54-0025</b>	Ate	Ø 23,81	Alu
1.9 D Eng. 1Y (50kW)	89-93		R		<b>04-0594</b>		Ø 20,64	Alu
	8/91-93				<b>05-0196</b>	Luc	Ø 22,20	-ABS
	89-7/91				<b>05-0142</b>	Ate	Ø 20,64	-ABS
	89-93				<b>54-0025</b>	Ate	Ø 23,81	Alu
1.9 TD Eng. AAZ (55kW)	91-97		R		<b>04-0594</b>		Ø 20,64	Alu
	10/93-97				<b>05-0302</b>	Luc	Ø 22,20	Alu, -ABS
	3/91-7/91				<b>05-0142</b>	Ate	Ø 20,64	-ABS
	8/91-97				<b>05-0196</b>	Luc	Ø 22,20	-ABS
	91-97				<b>05-0599</b>	Ate	Ø 23,81	Ch -3AZ300000, +ABS
	91-97				<b>05-0490</b>	Ate	Ø 23,81	Ch 3AZT000001-, Alu, +ABS
1.9 TDi Eng. 1Z/ AHU (66kW)	93-97		R		<b>04-0594</b>		Ø 20,64	Alu
	93-97				<b>05-0599</b>	Ate	Ø 23,81	Ch -3AZ300000, +ABS
	93-97				<b>05-0490</b>	Ate	Ø 23,81	Ch 3AZT000001-, Alu, +ABS
	93-97				<b>05-0196</b>	Luc	Ø 22,20	-ABS
	93-97				<b>05-0302</b>	Luc	Ø 22,20	Alu, -ABS
	93-97				<b>54-0025</b>	Ate	Ø 23,81	Alu
1.9 TDi Eng. AFN (81kW)	96-97		R		<b>04-0594</b>		Ø 20,64	Alu
	96-97				<b>05-0599</b>	Ate	Ø 23,81	Ch -3AZ300000, +ABS
	96-97				<b>05-0490</b>	Ate	Ø 23,81	Ch 3AZT000001-, Alu, +ABS
	96-97				<b>05-0196</b>	Luc	Ø 22,20	-ABS
	96-97				<b>05-0302</b>	Luc	Ø 22,20	Alu, -ABS
	96-97				<b>54-0025</b>	Ate	Ø 23,81	Alu
2.0 Eng. 2E (85kW)	10/93-96				<b>05-0302</b>	Luc	Ø 22,20	Alu, -ABS
	3/91-7/91				<b>05-0142</b>	Ate	Ø 20,64	-ABS
	8/91-96				<b>05-0196</b>	Luc	Ø 22,20	-ABS
	90-96				<b>05-0599</b>	Ate	Ø 23,81	Ch -3AZ300000, +ABS
	90-96				<b>05-0490</b>	Ate	Ø 23,81	Ch 3AZT000001-, Alu, +ABS
	90-96				<b>54-0025</b>	Ate	Ø 23,81	Alu
2.0 Eng. ADY/ AGG/ AKR (85kW)	10/93-96				<b>05-0302</b>	Luc	Ø 22,20	Alu, -ABS
	3/91-7/91				<b>05-0142</b>	Ate	Ø 20,64	-ABS
	8/91-96				<b>05-0196</b>	Luc	Ø 22,20	-ABS
	90-96				<b>05-0599</b>	Ate	Ø 23,81	Ch -3AZ300000, +ABS
	90-96				<b>05-0490</b>	Ate	Ø 23,81	Ch 3AZT000001-, Alu, +ABS
	90-96				<b>54-0025</b>	Ate	Ø 23,81	Alu
2.0 Eng. AEP (79kW)	95-96				<b>05-0599</b>	Ate	Ø 23,81	Ch -3AZ300000, +ABS
	95-96				<b>05-0490</b>	Ate	Ø 23,81	Ch 3AZT000001-, Alu, +ABS
2.0 16v Eng. 9A (100kW)	88-93				<b>05-0490</b>	Ate	Ø 23,81	Ch 3AZT000001-, Alu, +ABS
	88-93				<b>05-0196</b>	Luc	Ø 22,20	-ABS
	88-93				<b>54-0025</b>	Ate	Ø 23,81	Alu
2.0 GTi 16v Eng. ABF (110kW)	94-				<b>05-0599</b>	Ate	Ø 23,81	Ch -3AZ300000, +ABS
	94-97				<b>05-0196</b>	Luc	Ø 22,20	-ABS
	94-97				<b>05-0302</b>	Luc	Ø 22,20	Alu, -ABS
	-97				<b>05-0490</b>	Ate	Ø 23,81	Ch 3AZT000001-, Alu, +ABS
94-97				<b>54-0025</b>	Ate	Ø 23,81	Alu	

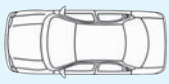






































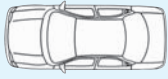


























		Spare Parts	F/R	L/R	METELLI ref.		DIMENSIONS mm.	NOTE	
2.0 Syncro Eng. 2E (85kW)	10/93-96				<b>05-0302</b>	Luc	Ø 22,20	Alu, -ABS	
	3/91-7/91				<b>05-0142</b>	Ate	Ø 20,64	-ABS	
	8/91-96				<b>05-0196</b>	Luc	Ø 22,20	-ABS	
	90-96				<b>05-0599</b>	Ate	Ø 23,81	Ch -3AZ300000, +ABS	
	90-96				<b>05-0490</b>	Ate	Ø 23,81	Ch 3AZT000001-, Alu, +ABS	
	90-96				<b>54-0025</b>	Ate	Ø 23,81	Alu	
2.0 Syncro Eng. ADY/ AGG/ AKR (85kW)	10/93-96				<b>05-0302</b>	Luc	Ø 22,20	Alu, -ABS	
	3/91-7/91				<b>05-0142</b>	Ate	Ø 20,64	-ABS	
	8/91-96				<b>05-0196</b>	Luc	Ø 22,20	-ABS	
	90-96				<b>05-0599</b>	Ate	Ø 23,81	Ch -3AZ300000, +ABS	
	90-96				<b>05-0490</b>	Ate	Ø 23,81	Ch 3AZT000001-, Alu, +ABS	
	90-96				<b>54-0025</b>	Ate	Ø 23,81	Alu	
2.8 VR6 Eng. AAA (128kW)	10/93-12/96				<b>05-0302</b>	Luc	Ø 22,20	Alu, -ABS	
	8/91-12/96				<b>05-0196</b>	Luc	Ø 22,20	-ABS	
	91-96				<b>05-0599</b>	Ate	Ø 23,81	Ch -3AZ300000, +ABS	
	91-96				<b>05-0490</b>	Ate	Ø 23,81	Ch 3AZT000001-, Alu, +ABS	
	6/91-8/96				<b>54-0025</b>	Ate	Ø 23,81	Alu	
2.9 VR6 Syncro SW Eng. ABV (135-140kW)	94-97				<b>05-0599</b>	Ate	Ø 23,81	Ch -3AZ300000, +ABS	
	94-97				<b>05-0490</b>	Ate	Ø 23,81	Ch 3AZT000001-, Alu, +ABS	
<b>Passat IV (3B2, 3B5), Variant 8/96-11/00</b>									
1.6 Eng. ADP (74kW)	10/96-				<b>05-0260</b>	Luc	Ø 23,81	Ch -3BZX800000, -ESP	
	-11/00				<b>05-0369</b>	Luc	Ø 25,40	Ch 3BZY000001-, Alu, RHD	
	-11/00				<b>05-0368</b>	Luc	Ø 25,40	Ch 3BZY000001-, Alu, +ESP, LHD	
	-9/00				<b>05-0402</b>	Luc	Ø 25,40	Ch 3BZY000001-, +ABS, -ESP, LHD	
	96-				<b>05-0491</b>	Luc	Ø 23,81	Ch -3BZX800000, Alu, +ESP	
		10/96-				<b>54-0049</b>	Sachs	Ø 22,20	Ch 3BZV100001-, Pla
		96-				<b>54-0050</b>	Sachs	Ø 22,20	Ch -3BZV100000, Alu
					<b>55-0055</b>	Sachs	Ø 19,05	Ch 3BZV100001-, Pla	
					<b>55-0056</b>	Sachs	Ø 19,05	Ch -3BZV100000, Alu	
1.6 Eng. AHL/ ANA/ ARM (74kW)	10/96-				<b>05-0260</b>	Luc	Ø 23,81	Ch -3BZX800000, -ESP	
	-11/00				<b>05-0369</b>	Luc	Ø 25,40	Ch 3BZY000001-, Alu, RHD	
	-11/00				<b>05-0368</b>	Luc	Ø 25,40	Ch 3BZY000001-, Alu, +ESP, LHD	
	-9/00				<b>05-0402</b>	Luc	Ø 25,40	Ch 3BZY000001-, +ABS, -ESP, LHD	
	96-				<b>05-0491</b>	Luc	Ø 23,81	Ch -3BZX800000, Alu, +ESP	
		10/96-				<b>54-0049</b>	Sachs	Ø 22,20	Ch 3BZV100001-, Pla
		96-				<b>54-0050</b>	Sachs	Ø 22,20	Ch -3BZV100000, Alu
					<b>55-0055</b>	Sachs	Ø 19,05	Ch 3BZV100001-, Pla	
					<b>55-0056</b>	Sachs	Ø 19,05	Ch -3BZV100000, Alu	
1.8 Eng. AFY (85kW)	-11/00				<b>05-0369</b>	Luc	Ø 25,40	Ch 3BZY000001-, Alu, RHD	
	-11/00				<b>05-0368</b>	Luc	Ø 25,40	Ch 3BZY000001-, Alu, +ESP, LHD	
	-9/00				<b>05-0402</b>	Luc	Ø 25,40	Ch 3BZY000001-, +ABS, -ESP, LHD	
	97-				<b>05-0260</b>	Luc	Ø 23,81	Ch -3BZX800000, -ESP	
	97-				<b>05-0491</b>	Luc	Ø 23,81	Ch -3BZX800000, Alu, +ESP	
	-00				<b>54-0049</b>	Sachs	Ø 22,20	Ch 3BV100001-, Pla	
	97-				<b>54-0050</b>	Sachs	Ø 22,20	Ch -3BV100000, Alu	
	-00				<b>55-0055</b>	Sachs	Ø 19,05	Ch 3BV100001-, Pla	
	97-				<b>55-0056</b>	Sachs	Ø 19,05	Ch -3BV100000, Alu	
1.8 20v Eng. ADR/ APT/ ARG (92kW)	10/96-				<b>05-0260</b>	Luc	Ø 23,81	Ch -3BZX800000, -ESP	
	-11/00				<b>05-0369</b>	Luc	Ø 25,40	Ch 3BZY000001-, Alu, RHD	
	-11/00				<b>05-0368</b>	Luc	Ø 25,40	Ch 3BZY000001-, Alu, +ESP, LHD	
	-9/00				<b>05-0402</b>	Luc	Ø 25,40	Ch 3BZY000001-, +ABS, -ESP, LHD	
	96-				<b>05-0491</b>	Luc	Ø 23,81	Ch -3BZX800000, Alu, +ESP	
		10/96-				<b>54-0049</b>	Sachs	Ø 22,20	Ch 3BZV100001-, Pla
		96-				<b>54-0050</b>	Sachs	Ø 22,20	Ch -3BZV100000, Alu
					<b>55-0055</b>	Sachs	Ø 19,05	Ch 3BZV100001-, Pla	
					<b>55-0056</b>	Sachs	Ø 19,05	Ch -3BZV100000, Alu	
1.8 20v Syncro Eng. ADR/ APT/ ARG (92kW)	10/96-				<b>05-0260</b>	Luc	Ø 23,81	Ch -3BZX800000, -ESP	
	-11/00				<b>05-0368</b>	Luc	Ø 25,40	Ch 3BZY000001-, Alu, +ESP, LHD	
	-11/00				<b>05-0369</b>	Luc	Ø 25,40	Ch 3BZY000001-, Alu, -ESP, RHD	
	-9/00				<b>05-0402</b>	Luc	Ø 25,40	Ch 3BZY000001-, +ABS, -ESP, LHD	
	96-				<b>05-0491</b>	Luc	Ø 23,81	Ch -3BZX800000, Alu, +ESP	
	96-00				<b>54-0049</b>	Sachs	Ø 22,20	Pla	
1.8 T. Eng. AEB/ ANB/ APU (110kW)	10/96-				<b>05-0260</b>	Luc	Ø 23,81	Ch -3BZX800000, -ESP	
	-11/00				<b>05-0369</b>	Luc	Ø 25,40	Ch 3BZY000001-, Alu, RHD	

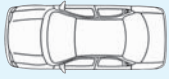




























		Spare Parts	F/R	L/R	METELLI ref.		DIMENSIONS mm.	NOTE	
1.8 T. Eng. AEB/ ANB/ APU (110kW)	-11/00				<b>05-0368</b>	Luc	Ø 25,40	Ch 3BZY000001-, Alu, +ESP, LHD	
	-9/00				<b>05-0402</b>	Luc	Ø 25,40	Ch 3BZY000001-, +ABS, -ESP, LHD	
	96				<b>05-0491</b>	Luc	Ø 23,81	Ch -3BZX800000, Alu, +ESP	
	10/96					<b>54-0049</b>	Sachs	Ø 22,20	Ch 3BZV100001-, Pla
						<b>54-0050</b>	Sachs	Ø 22,20	Ch -3BZV100000, Alu
	96					<b>55-0055</b>	Sachs	Ø 19,05	Ch 3BZV100001-, Pla
1.9 TDi Eng. AFN/ AVG (81kW)	10/96				<b>05-0260</b>	Luc	Ø 23,81	Ch -3BZX800000, -ESP	
	-11/00				<b>05-0369</b>	Luc	Ø 25,40	Ch 3BZY000001-, Alu, RHD	
	-11/00				<b>05-0368</b>	Luc	Ø 25,40	Ch 3BZY000001-, Alu, +ESP, LHD	
	-9/00				<b>05-0402</b>	Luc	Ø 25,40	Ch 3BZY000001-, +ABS, -ESP, LHD	
	96				<b>05-0491</b>	Luc	Ø 23,81	Ch -3BZX800000, Alu, +ESP	
	10/96					<b>54-0050</b>	Sachs	Ø 22,20	Ch -3BZW070000, Alu
						<b>54-0049</b>	Sachs	Ø 22,20	Ch 3BZV100001-, Pla
	-10/00					<b>55-0055</b>	Sachs	Ø 19,05	Ch 3BZW070001-, Pla
	10/96					<b>55-0056</b>	Sachs	Ø 19,05	Ch -3BZW070000, Alu
1.9 TDi Eng. AHH/ AHU (66kW)	10/96				<b>05-0260</b>	Luc	Ø 23,81	Ch -3BZX800000, -ESP	
	-11/00				<b>05-0369</b>	Luc	Ø 25,40	Ch 3BZY000001-, Alu, RHD	
	-11/00				<b>05-0368</b>	Luc	Ø 25,40	Ch 3BZY000001-, Alu, +ESP, LHD	
	-9/00				<b>05-0402</b>	Luc	Ø 25,40	Ch 3BZY000001-, +ABS, -ESP, LHD	
	96				<b>05-0491</b>	Luc	Ø 23,81	Ch -3BZX800000, Alu, +ESP	
	10/96					<b>54-0049</b>	Sachs	Ø 22,20	Ch 3BZW070001-, Pla
						<b>54-0050</b>	Sachs	Ø 22,20	Ch -3BZW070000, Alu
	10/96					<b>55-0055</b>	Sachs	Ø 19,05	Ch 3BZW070001-, Pla
	10/96					<b>55-0056</b>	Sachs	Ø 19,05	Ch -3BZW070000, Alu
1.9 TDi Eng. AVB (74kW)	-11/00				<b>05-0368</b>	Luc	Ø 25,40	Ch 3BZY000001-, Alu, +ESP, LHD	
	-9/00				<b>05-0402</b>	Luc	Ø 25,40	Ch 3BZY000001-, +ABS, -ESP, LHD	
	00-11/00				<b>54-0049</b>	Sachs	Ø 22,20	Pla	
	00-11/00				<b>55-0055</b>	Sachs	Ø 19,05	Pla	
1.9 TDi Syncro Eng. AFN/ AVG (81kW)	10/96				<b>05-0260</b>	Luc	Ø 23,81	Ch -3BZX800000, -ESP	
	-11/00				<b>05-0368</b>	Luc	Ø 25,40	Ch 3BZY000001-, Alu, +ESP, LHD	
	-11/00				<b>05-0369</b>	Luc	Ø 25,40	Ch 3BZY000001-, Alu, -ESP, RHD	
	-9/00				<b>05-0402</b>	Luc	Ø 25,40	Ch 3BZY000001-, +ABS, -ESP, LHD	
	96				<b>05-0491</b>	Luc	Ø 23,81	Ch -3BZX800000, Alu, +ESP	
	10/96					<b>54-0049</b>	Sachs	Ø 22,20	Ch 3BZW070001-, Pla
						<b>54-0050</b>	Sachs	Ø 22,20	Ch -3BZW070000, Alu
	10/96					<b>55-0055</b>	Sachs	Ø 19,05	Ch 3BZW070001-, Pla
	1.9 TDi, 4motion Eng. AJM/ ATJ (85kW)	-11/00				<b>05-0369</b>	Luc	Ø 25,40	Ch 3BZY000001-, Alu, RHD
-11/00					<b>05-0368</b>	Luc	Ø 25,40	Ch 3BZY000001-, Alu, +ESP, LHD	
-9/00					<b>05-0402</b>	Luc	Ø 25,40	Ch 3BZY000001-, +ABS, -ESP, LHD	
98					<b>05-0260</b>	Luc	Ø 23,81	Ch -3BZX800000, -ESP	
98					<b>05-0491</b>	Luc	Ø 23,81	Ch -3BZX800000, Alu, +ESP	
10/96						<b>54-0049</b>	Sachs	Ø 22,20	Ch 3BZV100001-, Pla
					<b>55-0055</b>	Sachs	Ø 19,05	Ch 3BZV100001-, Pla	
2.0, 4motion Eng. ASU/ AUZ (88kW)	-11/00				<b>05-0368</b>	Luc	Ø 25,40	Ch 3BZY000001-, Alu, +ESP, LHD	
	-9/00				<b>05-0402</b>	Luc	Ø 25,40	Ch 3BZY000001-, +ABS, -ESP, LHD	
	4/00-11/00				<b>54-0049</b>	Sachs	Ø 22,20	Pla	
	4/00-11/00				<b>55-0055</b>	Sachs	Ø 19,05	Pla	
2.3 VR5 Eng. AGZ (110kW)	10/96				<b>05-0260</b>	Luc	Ø 23,81	Ch -3BZX800000, -ESP	
	-11/00				<b>05-0369</b>	Luc	Ø 25,40	Ch 3BZY000001-, Alu, RHD	
	-11/00				<b>05-0368</b>	Luc	Ø 25,40	Ch 3BZY000001-, Alu, +ESP, LHD	
	-9/00				<b>05-0402</b>	Luc	Ø 25,40	Ch 3BZY000001-, +ABS, -ESP, LHD	
	96				<b>05-0491</b>	Luc	Ø 23,81	Ch -3BZX800000, Alu, +ESP	
	10/96					<b>54-0049</b>	Sachs	Ø 22,20	Ch 3BZV100001-, Pla
						<b>54-0050</b>	Sachs	Ø 22,20	Ch -3BZV100000, Alu
	96					<b>55-0055</b>	Sachs	Ø 19,05	Ch 3BZV100001-, Pla
96					<b>55-0056</b>	Sachs	Ø 19,05	Ch -3BZV100000, Alu	
2.3 VR5 Syncro Eng. AGZ (110kW)	10/96				<b>05-0260</b>	Luc	Ø 23,81	Ch -3BZX800000, -ESP	
	-11/00				<b>05-0368</b>	Luc	Ø 25,40	Ch 3BZY000001-, Alu, +ESP, LHD	
	-11/00				<b>05-0369</b>	Luc	Ø 25,40	Ch 3BZY000001-, Alu, -ESP, RHD	
	-9/00				<b>05-0402</b>	Luc	Ø 25,40	Ch 3BZY000001-, +ABS, -ESP, LHD	
	96				<b>05-0491</b>	Luc	Ø 23,81	Ch -3BZX800000, Alu, +ESP	
	10/96					<b>54-0049</b>	Sachs	Ø 22,20	Ch 3BZV100001-, Pla
					<b>55-0055</b>	Sachs	Ø 19,05	Ch 3BZV100001-, Pla	

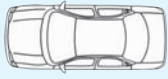


























		Spare Parts	F/R	L/R	METELLI ref.		DIMENSIONS mm.	NOTE
2.5 TDi, Syncro Eng. AFB (110kW)	-11/00				<b>05-0369</b>	Luc	Ø 25,40	Ch 3BZY000001-, Alu, RHD
	-11/00				<b>05-0368</b>	Luc	Ø 25,40	Ch 3BZY000001-, Alu, +ESP, LHD
	-9/00				<b>05-0402</b>	Luc	Ø 25,40	Ch 3BZY000001-, +ABS, -ESP, LHD
	98-				<b>05-0260</b>	Luc	Ø 23,81	Ch -3BZX800000, -ESP
	98-				<b>05-0491</b>	Luc	Ø 23,81	Ch -3BZX800000, Alu, +ESP
	98-00				<b>54-0049</b>	Sachs	Ø 22,20	Pla
	98-00				<b>55-0055</b>	Sachs	Ø 19,05	Pla
2.5 TDi, Syncro Eng. AKN (110kW)	-11/00				<b>05-0369</b>	Luc	Ø 25,40	Ch 3BZY000001-, Alu, RHD
	-11/00				<b>05-0368</b>	Luc	Ø 25,40	Ch 3BZY000001-, Alu, +ESP, LHD
	-9/00				<b>05-0402</b>	Luc	Ø 25,40	Ch 3BZY000001-, +ABS, -ESP, LHD
	98-				<b>05-0260</b>	Luc	Ø 23,81	Ch -3BZX800000, -ESP
	98-				<b>05-0491</b>	Luc	Ø 23,81	Ch -3BZX800000, Alu, +ESP
	98-00				<b>54-0049</b>	Sachs	Ø 22,20	Pla
	98-00				<b>55-0055</b>	Sachs	Ø 19,05	Pla
2.8 V6 Eng. AGE (132kW)	97-				<b>05-0260</b>	Luc	Ø 23,81	Ch -3BZX800000, -ESP
	97-				<b>05-0491</b>	Luc	Ø 23,81	Ch -3BZX800000, Alu, +ESP
	-99				<b>05-0402</b>	Luc	Ø 25,40	Ch 3BZY000001-, +ABS, -ESP, LHD
	-99				<b>05-0369</b>	Luc	Ø 25,40	Ch 3BZY000001-, Alu, RHD
	-99				<b>05-0368</b>	Luc	Ø 25,40	Ch 3BZY000001-, Alu, +ESP, LHD
	97-99				<b>54-0049</b>	Sachs	Ø 22,20	Pla
	97-99				<b>55-0055</b>	Sachs	Ø 19,05	Pla
2.8 V6 Syncro Eng. AGE (132kW)	97-				<b>05-0260</b>	Luc	Ø 23,81	Ch -3BZX800000, -ESP
	97-				<b>05-0491</b>	Luc	Ø 23,81	Ch -3BZX800000, Alu, +ESP
	-99				<b>05-0402</b>	Luc	Ø 25,40	Ch 3BZY000001-, +ABS, -ESP, LHD
	-99				<b>05-0368</b>	Luc	Ø 25,40	Ch 3BZY000001-, Alu, +ESP, LHD
	-99				<b>05-0369</b>	Luc	Ø 25,40	Ch 3BZY000001-, Alu, -ESP, RHD
2.8 V6, 4motion Eng. ACK/ ALG/ APR/ AQD (142kW)	10/96-				<b>05-0260</b>	Luc	Ø 23,81	Ch -3BZX800000, -ESP
	-11/00				<b>05-0369</b>	Luc	Ø 25,40	Ch 3BZY000001-, Alu, RHD
	-11/00				<b>05-0368</b>	Luc	Ø 25,40	Ch 3BZY000001-, Alu, +ESP, LHD
	-9/00				<b>05-0402</b>	Luc	Ø 25,40	Ch 3BZY000001-, +ABS, -ESP, LHD
	96-				<b>05-0491</b>	Luc	Ø 23,81	Ch -3BZX800000, Alu, +ESP
					<b>54-0049</b>	Sachs	Ø 22,20	Ch 3BZV100001-, Pla
	8/96-				<b>54-0050</b>	Sachs	Ø 22,20	Ch -3BZV100000, Alu, Exc. 4Motion
				<b>55-0055</b>	Sachs	Ø 19,05	Ch 3BZV100001-, Pla	
	96-				<b>55-0056</b>	Sachs	Ø 19,05	Ch -3BZV100000, Alu, Exc. 4Motion
2.8 V6, 4motion Eng. ATX (140kW)	-11/00				<b>05-0369</b>	Luc	Ø 25,40	Ch 3BZY000001-, Alu, RHD
	-11/00				<b>05-0368</b>	Luc	Ø 25,40	Ch 3BZY000001-, Alu, +ESP, LHD
	-9/00				<b>05-0402</b>	Luc	Ø 25,40	Ch 3BZY000001-, +ABS, -ESP, LHD
	99-				<b>05-0260</b>	Luc	Ø 23,81	Ch -3BZX800000, -ESP
	99-00				<b>54-0049</b>	Sachs	Ø 22,20	Pla
	99-00				<b>55-0055</b>	Sachs	Ø 19,05	Pla
<b>Passat V (3B3, 3B6), Variant 11/00-3/05</b>								
1.6 Eng. ALZ (75kW)	11/00-				<b>05-0458</b>	Luc	Ø 25,40	Ch 3BZ2000001-, Alu
	11/00-				<b>05-0369</b>	Luc	Ø 25,40	Alu, -ESP, RHD
	00-05				<b>05-0368</b>	Luc	Ø 25,40	Ch -3BZ1400000, Alu, +ESP, LHD
	11/00-				<b>05-0613</b>	Ate	Ø 25,40	Ch 3B4280001-, Alu
	11/00-				<b>54-0049</b>	Sachs	Ø 22,20	Pla
	11/00-				<b>55-0055</b>	Sachs	Ø 19,05	Pla
1.8 20v Eng. ADR/ APT/ ARG (92kW)	11/00-				<b>05-0458</b>	Luc	Ø 25,40	Ch 3BZ2000001-, Alu
	11/00-				<b>05-0369</b>	Luc	Ø 25,40	Alu, RHD
	11/00-				<b>05-0368</b>	Luc	Ø 25,40	Ch -3BZ1400000, Alu, +ABS, +ESP, LHD
1.8 T. (Exc. SW), 4Motion Eng. AWM (125kW)	01-05				<b>05-0613</b>	Ate	Ø 25,40	Ch 3B4280001-, Alu
	01-05				<b>54-0049</b>	Sachs	Ø 22,20	Pla
	01-05				<b>55-0055</b>	Sachs	Ø 19,05	Pla
1.8 T. 20v Eng. AWL/ AWT (110kW)	11/00-				<b>05-0458</b>	Luc	Ø 25,40	Ch 3BZ2000001-, Alu
	11/00-				<b>05-0369</b>	Luc	Ø 25,40	Alu, -ESP, RHD
	00-05				<b>05-0368</b>	Luc	Ø 25,40	Ch -3BZ1400000, Alu, +ESP, LHD
	11/00-				<b>05-0613</b>	Ate	Ø 25,40	Ch 3B4280001-, Alu
	11/00-				<b>54-0049</b>	Sachs	Ø 22,20	Pla
	11/00-				<b>55-0055</b>	Sachs	Ø 19,05	Pla
1.9 TDi Eng. AVB (74kW)	11/00-				<b>05-0458</b>	Luc	Ø 25,40	Ch 3BZ2000001-, Alu
	11/00-				<b>05-0369</b>	Luc	Ø 25,40	Alu, -ESP, RHD
	00-05				<b>05-0368</b>	Luc	Ø 25,40	Ch -3BZ1400000, Alu, +ESP, LHD
	00-05				<b>05-0613</b>	Ate	Ø 25,40	Ch 3B4280001-, Alu

		Spare Parts	F/R	L/R	METELLI ref.		DIMENSIONS mm.	NOTE
1.9 TDi Eng. AVB (74kW)	11/00-4/02				<b>54-0049</b>	Sachs	Ø 22,20	Pla
	11/00-				<b>55-0055</b>	Sachs	Ø 19,05	Pla
1.9 TDi Eng. AVF/ AWX (96kW)	00-				<b>05-0368</b>	Luc	Ø 25,40	Ch -3BZ1400000, Alu, +ESP, LHD
	00-05				<b>05-0369</b>	Luc	Ø 25,40	Alu, -ESP, RHD
	-05				<b>05-0458</b>	Luc	Ø 25,40	Ch 3BZ2000001-, Alu
	00-05				<b>05-0613</b>	Ate	Ø 25,40	Ch 3B4280001-, Alu
	00-4/02				<b>54-0049</b>	Sachs	Ø 22,20	Pla
	00-				<b>55-0055</b>	Sachs	Ø 19,05	Ch -3B2003110, Pla
1.9 TDi 4motion Eng. AVF/ AWX (96kW)	00-05				<b>55-0095</b>		Ø 19,05	
	11/00-				<b>05-0458</b>	Luc	Ø 25,40	Ch 3BZ2000001-, Alu
	11/00-				<b>05-0369</b>	Luc	Ø 25,40	Alu, RHD
	00-05				<b>05-0368</b>	Luc	Ø 25,40	Ch -3BZ1400000, Alu, +ABS, +ESP, LHD
	11/00-				<b>05-0613</b>	Ate	Ø 25,40	Ch 3B4280001-, Alu
	11/00-				<b>54-0049</b>	Sachs	Ø 22,20	Pla
2.0 Eng. ALT (96kW)	00-05				<b>55-0055</b>	Sachs	Ø 19,05	Ch -3B2003110, Pla
	00-05				<b>55-0095</b>		Ø 19,05	
	01-				<b>05-0458</b>	Luc	Ø 25,40	Ch 3BZ2000001-, Alu
	01-				<b>05-0369</b>	Luc	Ø 25,40	Alu, -ESP, RHD
	01-05				<b>05-0368</b>	Luc	Ø 25,40	Ch -3BZ1400000, Alu, +ESP, LHD
	01-				<b>05-0613</b>	Ate	Ø 25,40	Ch 3B4280001-, Alu
2.0 Eng. AZM/ BFF (85kW)	01-				<b>54-0049</b>	Sachs	Ø 22,20	Pla
	01-				<b>55-0055</b>	Sachs	Ø 19,05	Pla
	00-				<b>05-0458</b>	Luc	Ø 25,40	Ch 3BZ2000001-, Alu
	00-				<b>05-0369</b>	Luc	Ø 25,40	Alu, -ESP, RHD
	00-05				<b>05-0368</b>	Luc	Ø 25,40	Ch -3BZ1400000, Alu, +ESP, LHD
	00-05				<b>05-0613</b>	Ate	Ø 25,40	Ch 3B4280001-, Alu
2.0 4motion Eng. AZM (85kW)	11/00-				<b>54-0049</b>	Sachs	Ø 22,20	Pla
	11/00-				<b>55-0055</b>	Sachs	Ø 19,05	Pla
	00-05				<b>05-0458</b>	Luc	Ø 25,40	Ch 3BZ2000001-, Alu
	11/00-				<b>05-0369</b>	Luc	Ø 25,40	Alu, RHD
	11/00-				<b>05-0368</b>	Luc	Ø 25,40	Ch -3BZ1400000, Alu, +ABS, +ESP, LHD
	00-05				<b>05-0613</b>	Ate	Ø 25,40	Ch 3B4280001-, Alu
2.0 TDi Eng. BGW (100kW)	11/00-				<b>54-0049</b>	Sachs	Ø 22,20	Pla
	11/00-				<b>55-0055</b>	Sachs	Ø 19,05	Pla
	03-05				<b>05-0458</b>	Luc	Ø 25,40	Ch 3BZ2000001-, Alu
	03-05				<b>05-0613</b>	Ate	Ø 25,40	Ch 3B4280001-, Alu
	03-05				<b>55-0095</b>		Ø 19,05	
	03-05				<b>05-0458</b>	Luc	Ø 25,40	Ch 3BZ2000001-, Alu
2.3 VR5, 4motion Eng. AZX (125kW)	11/00-				<b>05-0369</b>	Luc	Ø 25,40	Alu, -ESP, RHD
	11/00-				<b>05-0368</b>	Luc	Ø 25,40	Ch -3BZ1400000, Alu, +ESP, LHD
	00-05				<b>05-0613</b>	Ate	Ø 25,40	Ch 3B4280001-, Alu
	11/00-				<b>54-0049</b>	Sachs	Ø 22,20	Pla
	11/00-				<b>55-0055</b>	Sachs	Ø 19,05	Pla
	11/00-				<b>05-0458</b>	Luc	Ø 25,40	Ch 3BZ2000001-, Alu
2.5 TDi Eng. AKN (110kW)	11/00-				<b>05-0369</b>	Luc	Ø 25,40	Alu, -ESP, RHD
	11/00-				<b>05-0368</b>	Luc	Ø 25,40	Ch -3BZ1400000, Alu, +ESP, LHD
	00-05				<b>05-0613</b>	Ate	Ø 25,40	Ch 3B4280001-, Alu
	11/00-				<b>54-0049</b>	Sachs	Ø 22,20	Pla
	11/00-				<b>55-0055</b>	Sachs	Ø 19,05	Ch -3B2003110, Pla
	00-05				<b>55-0095</b>		Ø 19,05	
2.5 TDi Eng. BDG (120kW)	03-05				<b>05-0458</b>	Luc	Ø 25,40	Ch 3BZ2000001-, Alu
	03-				<b>05-0613</b>	Ate	Ø 25,40	Ch 3B4280001-, Alu
	03-05				<b>54-0049</b>	Sachs	Ø 22,20	Pla
	03-05				<b>55-0095</b>		Ø 19,05	
2.5 TDi 4motion Eng. AKN (110kW)	11/00-				<b>05-0458</b>	Luc	Ø 25,40	Ch 3BZ2000001-, Alu
	11/00-				<b>05-0369</b>	Luc	Ø 25,40	Alu, RHD
	00-05				<b>05-0368</b>	Luc	Ø 25,40	Ch -3BZ1400000, Alu, +ABS, +ESP, LHD
	11/00-				<b>05-0613</b>	Ate	Ø 25,40	Ch 3B4280001-, Alu
	11/00-				<b>54-0049</b>	Sachs	Ø 22,20	Pla
	00-05				<b>55-0055</b>	Sachs	Ø 19,05	Ch -3B2003110, Pla
2.5 TDi 4motion Eng. BAU/ BDH (132kW)	00-05				<b>55-0095</b>		Ø 19,05	
	03-				<b>05-0458</b>	Luc	Ø 25,40	Ch 3BZ2000001-, Alu
	03-				<b>05-0369</b>	Luc	Ø 25,40	Alu, -ESP, RHD
					<b>05-0368</b>	Luc	Ø 25,40	Ch -3BZ1400000, Alu, +ESP, LHD

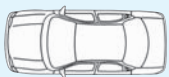
































		Spare Parts	F/R	L/R	METELLI ref.		DIMENSIONS mm.	NOTE
2.5 TDi 4motion Eng. BAU/ BDH (132kW)	03-05				<b>05-0613</b>	Ate	Ø 25,40	Ch 3B4280001-, Alu
	03-				<b>54-0049</b>	Sachs	Ø 22,20	Pla
	03-05				<b>55-0095</b>		Ø 19,05	
2.5 TDi, 4motion Eng. AFB (110kW)	11/00-				<b>05-0458</b>	Luc	Ø 25,40	Ch 3BZ2000001-, Alu
	11/00-				<b>05-0369</b>	Luc	Ø 25,40	Alu, -ESP, RHD
	00-05				<b>05-0613</b>	Ate	Ø 25,40	Ch 3B4280001-, Alu
	11/00-				<b>54-0049</b>	Sachs	Ø 22,20	Pla
	11/00-				<b>55-0055</b>	Sachs	Ø 19,05	Ch -3B2003110, Pla
	00-05				<b>55-0095</b>		Ø 19,05	
2.8 30v 4motion Eng. AMX/ ATQ (142kW)	11/00-				<b>05-0458</b>	Luc	Ø 25,40	Ch 3BZ2000001-, Alu
	11/00-				<b>05-0369</b>	Luc	Ø 25,40	Alu, -ESP, RHD
	00-05				<b>05-0613</b>	Ate	Ø 25,40	Ch -3BZ1400000, Alu, +ESP, LHD
	11/00-				<b>54-0049</b>	Sachs	Ø 22,20	Pla
	11/00-				<b>55-0055</b>	Sachs	Ø 19,05	Pla
4.0 W8 4motion Eng. BDN/ BDP (202kW)	01-05				<b>05-0613</b>	Ate	Ø 25,40	Ch 3B4280001-, Alu
	01-05				<b>55-0095</b>		Ø 19,05	
<b>Passat VI (3C2, 3C5), Variant 3/05-</b>								
1.4 16V TSI (110kW)	09-				<b>05-0743</b>	Ate	Ø 22,20	Alu, Cod. ID PR 1ZG
	09-				<b>05-0742</b>	Ate	Ø 23,81	Ch -3C6P14733, Alu, Cod. ID PR 1LJ/ 1LK
1.4 TSi Eng. CAXA (90kW)	07-				<b>05-0743</b>	Ate	Ø 22,20	Alu, Cod. ID PR 1ZG
	07-				<b>05-0742</b>	Ate	Ø 23,81	Ch -3C6P14733, Alu, Cod. ID PR 1LJ/ 1LK
1.6 Eng. BSE/ BSF (75kW)	05-				<b>05-0743</b>	Ate	Ø 22,20	Alu, Cod. ID PR 1ZG
	05-				<b>05-0742</b>	Ate	Ø 23,81	Ch -3C6P14733, Alu, Cod. ID PR 1LJ/ 1LK
1.6 FSI Eng. BAG/ BLF (85kW)	05-				<b>05-0743</b>	Ate	Ø 22,20	Alu, Cod. ID PR 1ZG
	05-				<b>05-0742</b>	Ate	Ø 23,81	Ch -3C6P14733, Alu, Cod. ID PR 1LJ/ 1LK
1.8 16v TSI Eng. BZB (118kW)	07-				<b>05-0743</b>	Ate	Ø 22,20	Alu, Cod. ID PR 1ZG
	07-				<b>05-0742</b>	Ate	Ø 23,81	Ch -3C6P14733, Alu, Cod. ID PR 1LJ/ 1LK
1.9 TDi Eng. BKC/ BLS/ BXE (77kW)	05-				<b>05-0743</b>	Ate	Ø 22,20	Alu, Cod. ID PR 1ZG
	05-				<b>05-0742</b>	Ate	Ø 23,81	Ch -3C6P14733, Alu, Cod. ID PR 1LJ/ 1LK
2.0 FSI, 4Motion Eng. BLR/ BLY/ BVY/ BVZ (110kW)	05-				<b>05-0743</b>	Ate	Ø 22,20	Alu, Cod. ID PR 1ZG
	05-				<b>05-0742</b>	Ate	Ø 23,81	Ch -3C6P14733, Alu, Cod. ID PR 1LJ/ 1LK
2.0 TDi (81kW)	09-				<b>05-0743</b>	Ate	Ø 22,20	Alu, Cod. ID PR 1ZG
	09-				<b>05-0742</b>	Ate	Ø 23,81	Ch -3C6P14733, Alu, Cod. ID PR 1LJ/ 1LK
2.0 TDi Eng. BMN (125kW)	08-				<b>05-0743</b>	Ate	Ø 22,20	Alu, Cod. ID PR 1ZG
	08-				<b>05-0742</b>	Ate	Ø 23,81	Ch -3C6P14733, Alu, Cod. ID PR 1LJ/ 1LK
2.0 TDi Eng. BMR/ CBBB (125kW)	05-				<b>05-0743</b>	Ate	Ø 22,20	Alu, Cod. ID PR 1ZG
	05-				<b>05-0742</b>	Ate	Ø 23,81	Ch -3C6P14733, Alu, Cod. ID PR 1LJ/ 1LK
2.0 TDi Variant Eng. BMA / CBA (100kW)	05-				<b>05-0743</b>	Ate	Ø 22,20	Alu, Cod. ID PR 1ZG
	05-				<b>05-0742</b>	Ate	Ø 23,81	Ch -3C6P14733, Alu, Cod. ID PR 1LJ/ 1LK
2.0 TDi Variant Eng. BVD/ BVE (90kW)	05-				<b>05-0743</b>	Ate	Ø 22,20	Alu, Cod. ID PR 1ZG
	05-				<b>05-0742</b>	Ate	Ø 23,81	Ch -3C6P14733, Alu, Cod. ID PR 1LJ/ 1LK
2.0 TDi, 4Motion Eng. BKP/ BMP/ CBAB (103kW)	05-				<b>05-0743</b>	Ate	Ø 22,20	Alu, Cod. ID PR 1ZG
	05-				<b>05-0742</b>	Ate	Ø 23,81	Ch -3C6P14733, Alu, Cod. ID PR 1LJ/ 1LK
2.0 TFSI Eng. AXX/ BPY/ BWA/ CAWB / CBFA / CCTA (147kW)	05-				<b>05-0743</b>	Ate	Ø 22,20	Alu, Cod. ID PR 1ZG
	05-				<b>05-0742</b>	Ate	Ø 23,81	Ch -3C6P14733, Alu, Cod. ID PR 1LJ/ 1LK
3.2 FSI, 4Motion Eng. AXZ (184kW)	05-				<b>05-0743</b>	Ate	Ø 22,20	Alu, Cod. ID PR 1ZG
	05-				<b>05-0742</b>	Ate	Ø 23,81	Ch -3C6P14733, Alu, Cod. ID PR 1LJ/ 1LK
3.6 V6 FSI Eng. BWS / BLV (220kW)	08-				<b>05-0743</b>	Ate	Ø 22,20	Alu, Cod. ID PR 1ZG
	08-				<b>05-0742</b>	Ate	Ø 23,81	Ch -3C6P14733, Alu, Cod. ID PR 1LJ/ 1LK
<b>Passat VII Coupè 6/08-</b>								
1.8 TSi Eng. BZB (118kW)	08-				<b>05-0743</b>	Ate	Ø 22,20	Alu, Cod. ID PR 1ZG
	08-				<b>05-0742</b>	Ate	Ø 23,81	Ch -3C6P14733, Alu, Cod. ID PR 1LJ/ 1LK
2.0 TDi Eng. CBAA (100kW)	08-				<b>05-0743</b>	Ate	Ø 22,20	Alu, Cod. ID PR 1ZG
	08-				<b>05-0742</b>	Ate	Ø 23,81	Ch -3C6P14733, Alu, Cod. ID PR 1LJ/ 1LK
2.0 TDi Eng. CBAB (103kW)	08-				<b>05-0743</b>	Ate	Ø 22,20	Alu, Cod. ID PR 1ZG
	08-				<b>05-0742</b>	Ate	Ø 23,81	Ch -3C6P14733, Alu, Cod. ID PR 1LJ/ 1LK
2.0 TDi Eng. CBBB (125kW)	08-				<b>05-0743</b>	Ate	Ø 22,20	Alu, Cod. ID PR 1ZG
	08-				<b>05-0742</b>	Ate	Ø 23,81	Ch -3C6P14733, Alu, Cod. ID PR 1LJ/ 1LK
2.0 TSi Eng. CAWB / CCTA (147kW)	08-				<b>05-0743</b>	Ate	Ø 22,20	Alu, Cod. ID PR 1ZG
	08-				<b>05-0742</b>	Ate	Ø 23,81	Ch -3C6P14733, Alu, Cod. ID PR 1LJ/ 1LK
3.6 FSI V6 Eng. BWS / BLV (220kW)	08-				<b>05-0743</b>	Ate	Ø 22,20	Alu, Cod. ID PR 1ZG
	08-				<b>05-0742</b>	Ate	Ø 23,81	Ch -3C6P14733, Alu, Cod. ID PR 1LJ/ 1LK

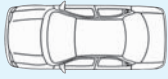






































		Spare Parts	F/R	L/R	METELLI ref.		DIMENSIONS mm.	NOTE
<b>Polo I (86) 3/75-9/81</b>								
0.9 Eng. HA (29kW)	75-81			R	04-0116		Ø 14,29	-CF
	75-81			R	04-0060		Ø 17,46	+CF
1.1 Eng. HB (37kW)	75-81			R	04-0116		Ø 14,29	-CF
	75-81			R	04-0060		Ø 17,46	+CF
	75-81				05-0040		Ø 20,64	+Servo
1.1 Eng. HC (44kW)	75-81			R	04-0116		Ø 14,29	-CF
	75-81			R	04-0060		Ø 17,46	+CF
	75-81				05-0040		Ø 20,64	+Servo
1.3 Eng. HH (44kW)	76-81			R	04-0116		Ø 14,29	-CF
	76-81			R	04-0060		Ø 17,46	+CF
	76-81				05-0040		Ø 20,64	+Servo
<b>Polo II (86C, 80), Classic, Coupé 10/81-9/94</b>								
1.0 Eng. GL (29kW)	10/81-			R	04-0116		Ø 14,29	Ch -F127903
	10/81-			R	04-0060		Ø 17,46	Ch -F127903, +CF
	-86			R	04-0226		Ø 15,87	Ch F127904-
	-86			R	04-0349		Ø 19,05	Ch F127904-, +CF
	-86			R	04-0679		Ø 19,05	Ch F127904-, Alu, +CF
	10/81-				05-0040		Ø 20,64	Ch -F127903, +Servo
1.0, Kat Eng. AAK/ AAU/ ACM/ HZ (33-37kW)	-86			R	04-0116		Ø 14,29	Ch -F127903, -CF
	86-			R	04-0060		Ø 17,46	Ch -F127903, +CF
	-94			R	04-0226		Ø 15,87	Ch F127904-, -CF
	-94			R	04-0349		Ø 19,05	Ch F127904-, +CF
	-94			R	04-0679		Ø 19,05	Ch F127904-, Alu, +CF
	86-				05-0040		Ø 20,64	Ch -F127903, +Servo
1.1 (Exc. Classic) Eng. HB (37kW)	10/81-			R	04-0116		Ø 14,29	Ch -F127903, -CF
	10/81-			R	04-0060		Ø 17,46	Ch -F127903, +CF
	10/81-				05-0040		Ø 20,64	Ch -F127903, +Servo
1.3 Eng. 3F (57kW)	91			R	04-0116		Ø 14,29	Ch -F127903, -CF
	91			R	04-0060		Ø 17,46	Ch -F127903, +CF
	-94			R	04-0226		Ø 15,87	Ch F127904-, -CF
	-94			R	04-0349		Ø 19,05	Ch F127904-, +CF
	-94			R	04-0679		Ø 19,05	Ch F127904-, Alu, +CF
	91-				05-0040		Ø 20,64	Ch -F127903, +Servo
1.3 (Exc. Classic) Eng. HH (44kW)	10/81-			R	04-0116		Ø 14,29	Ch -F127903, -CF
	10/81-			R	04-0060		Ø 17,46	Ch -F127903, +CF
	-83			R	04-0226		Ø 15,87	Ch F127904-, -CF
	-83			R	04-0349		Ø 19,05	Ch F127904-, +CF
	-83			R	04-0679		Ø 19,05	Ch F127904-, Alu, +CF
	10/81-				05-0040		Ø 20,64	Ch -F127903, +Servo
1.3 (Exc. Coupé) Eng. HJ (43kW)	10/81-			R	04-0116		Ø 14,29	Ch -F127903, -CF
	10/81-			R	04-0060		Ø 17,46	Ch -F127903, +CF
	-82			R	04-0226		Ø 15,87	Ch F127904-, -CF
	-82			R	04-0349		Ø 19,05	Ch F127904-, +CF
	-82			R	04-0679		Ø 19,05	Ch F127904-, Alu, +CF
	10/81-				05-0040		Ø 20,64	Ch -F127903, +Servo
1.3 D Eng. MN (33kW)	-90			R	04-0226		Ø 15,87	Ch F127904-, -CF
	-90			R	04-0349		Ø 19,05	Ch F127904-, +CF
	-90			R	04-0679		Ø 19,05	Ch F127904-, Alu, +CF
	-90				05-0039		Ø 20,64	Ch F127904-, +Servo
1.3 G40 (Exc. Classic) Eng. PY (83kW)	-94			R	04-0226		Ø 15,87	Ch F127904-, -CF
	-94			R	04-0349		Ø 19,05	Ch F127904-, +CF
	-94			R	04-0679		Ø 19,05	Ch F127904-, Alu, +CF
	-94				05-0039		Ø 20,64	Ch F127904-, +Servo
1.3, Kat Eng. 2G/ AAV/ HK/ MH/ NZ (40kW)	83-			R	04-0116		Ø 14,29	Ch -F127903, -CF
	83-			R	04-0060		Ø 17,46	Ch -F127903, +CF
	-94			R	04-0226		Ø 15,87	Ch F127904-, -CF
	-94			R	04-0349		Ø 19,05	Ch F127904-, +CF
	-94			R	04-0679		Ø 19,05	Ch F127904-, Alu, +CF

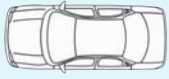





































		Spare Parts	F/R	L/R	METELLI ref.		DIMENSIONS mm.	NOTE
1.3, Kat Eng. 2G/ AAV/ HK/ MH/ NZ (40kW)	83-				<b>05-0040</b>		Ø 20,64	Ch -F127903, +Servo
	-94				<b>05-0039</b>		Ø 20,64	Ch F127904-, +Servo
1.3, Kat (Exc. Classic) Eng. 3F/ GK (55kW)	89-		R		<b>04-0116</b>		Ø 14,29	Ch -F127903, -CF
	89-		R		<b>04-0060</b>		Ø 17,46	Ch -F127903, +CF
	-94		R		<b>04-0226</b>		Ø 15,87	Ch F127904-, -CF
	-94		R		<b>04-0349</b>		Ø 19,05	Ch F127904-, +CF
	-94		R		<b>04-0679</b>		Ø 19,05	Ch F127904-, Alu, +CF
	89-				<b>05-0040</b>		Ø 20,64	Ch -F127903, +Servo
	-94				<b>05-0039</b>		Ø 20,64	Ch F127904-, +Servo
1.4 D Eng. 1W (35kW)	-94		R		<b>04-0226</b>		Ø 15,87	Ch F127904-, -CF
	-94		R		<b>04-0349</b>		Ø 19,05	Ch F127904-, +CF
	-94		R		<b>04-0679</b>		Ø 19,05	Ch F127904-, Alu, +CF
	-94				<b>05-0039</b>		Ø 20,64	Ch F127904-, +Servo
<b>Polo III (6N1) 10/94-10/99</b>								
1.0 Eng. AER/ ALL (37kW)	96-99		R		<b>04-0060</b>		Ø 17,46	
	96-99		R		<b>04-0608</b>		Ø 17,46	Alu
	96-99				<b>05-0207</b>	Ate	Ø 20,64	-ABS
	96-99				<b>05-0492</b>	Ate	Ø 22,20	Alu, +ABS
1.0 Eng. AEV (33kW)	94-		R		<b>04-0060</b>		Ø 17,46	
					<b>05-0492</b>	Ate	Ø 22,20	Ch 6NZV000001-, Alu, +ABS
	10/94-				<b>05-0403</b>	Ate	Ø 22,20	Ch -6NT2500000, +ABS
1.3 Eng. ADX (40kW)	94-7/95		R		<b>04-0060</b>		Ø 17,46	
	94-96		R		<b>04-0608</b>		Ø 17,46	Alu
					<b>05-0492</b>	Ate	Ø 22,20	Ch 6NZV000001-, Alu, +ABS
	94-				<b>05-0403</b>	Ate	Ø 22,20	Ch -6NT2500000, +ABS
1.4 Eng. AEX/ AKV/ ANX/ APQ (40-44kW)	94-7/95				<b>05-0207</b>	Ate	Ø 20,64	-ABS
	95-99		R		<b>04-0060</b>		Ø 17,46	Exc. Germany
	95-99		R		<b>04-0608</b>		Ø 17,46	Alu
	95-				<b>05-0492</b>	Ate	Ø 22,20	Ch 6NZV000001-, Alu, +ABS
1.4 16v Eng. AFH (74kW)	95-99				<b>05-0403</b>	Ate	Ø 22,20	Ch -6NT2500000, +ABS
	95-99				<b>05-0207</b>	Ate	Ø 20,64	Exc. Germany, -ABS
	96-99		R		<b>04-0060</b>		Ø 17,46	Exc. Germany
	96-99		R		<b>04-0608</b>		Ø 17,46	Alu
1.6 Eng. AEA/ AEE/ AHS (55kW)	96-99				<b>05-0403</b>	Ate	Ø 22,20	-ABS
	96-99				<b>05-0610</b>	Ate	Ø 23,81	Ch 6NZV000001-, Alu, +ABS, -ESP
	99-				<b>05-0610</b>	Ate	Ø 23,81	Ch 6NZV000001-, Alu, +ABS, -ESP
	99-				<b>05-0610</b>	Ate	Ø 23,81	Alu, +ABS, -ESP
1.6 16v GTI Eng. AJV (88kW)	94-99		R		<b>04-0060</b>		Ø 17,46	Alu
	94-99		R		<b>04-0608</b>		Ø 17,46	Alu
					<b>05-0492</b>	Ate	Ø 22,20	Ch 6NZV000001-, Alu, +ABS
	10/94-				<b>05-0403</b>	Ate	Ø 22,20	Ch -6NT2500000, +ABS
1.7 SDi Eng. AHG (42kW)	94-99				<b>05-0207</b>	Ate	Ø 20,64	-ABS
	94-99				<b>05-0207</b>	Ate	Ø 20,64	-ABS
	97-99		R		<b>04-0060</b>		Ø 17,46	
	97-99		R		<b>04-0608</b>		Ø 17,46	Alu
1.7 SDi Eng. AKU (44kW)	97-99				<b>05-0207</b>	Ate	Ø 20,64	Ch 6NZV000001-, Alu, +ABS
	97-99				<b>05-0492</b>	Ate	Ø 22,20	Ch 6NZV000001-, Alu, +ABS
	97-99				<b>05-0207</b>	Ate	Ø 20,64	-ABS
	97-99		R		<b>04-0060</b>		Ø 17,46	
1.9 D Eng. AEF (47kW)	97-99		R		<b>04-0608</b>		Ø 17,46	Alu
	97-99				<b>05-0492</b>	Ate	Ø 22,20	Ch 6NZV000001-, Alu, +ABS
	97-99				<b>05-0207</b>	Ate	Ø 20,64	-ABS
	97-99		R		<b>04-0060</b>		Ø 17,46	
1.9 SDi Eng. AGD (47kW)	97-99		R		<b>04-0608</b>		Ø 17,46	Alu
	97-99				<b>05-0492</b>	Ate	Ø 22,20	Ch 6NZV000001-, Alu, +ABS
	97-99				<b>05-0403</b>	Ate	Ø 22,20	Ch -6NT2500000, +ABS
	97-99				<b>05-0207</b>	Ate	Ø 20,64	-ABS
<b>Polo III-IV (6KV2) Classic 11/95-9/01</b>								
1.4 Eng. AEX/ AKV/ ANX/ APQ (40-44kW)	95-01		R		<b>04-0060</b>		Ø 17,46	-ABS
	95-01		R		<b>04-0608</b>		Ø 17,46	Alu, -ABS
	95-01		R		<b>04-0679</b>		Ø 19,05	Alu, +ABS

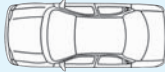






























		Spare Parts	F/R	L/R	METELLI ref.		DIMENSIONS mm.	NOTE
1.4 Eng. AEX/ AKV/ ANX/ APQ (40-44kW)	95-01				<b>05-0207</b>	Ate	Ø 20,64	-ABS
	95-01				<b>05-0403</b>	Ate	Ø 22,20	+ABS
	-99				<b>05-0482</b>	Bosch	Ø 22,20	Ch 6KX523001-, Alu, -ABS, RHD
1.4 Eng. AKK/ AUD (44kW)	95-01		R		<b>04-0060</b>		Ø 17,46	-ABS
	95-01		R		<b>04-0608</b>		Ø 17,46	Alu, -ABS
	95-01		R		<b>04-0679</b>		Ø 19,05	Alu, +ABS
	95-01				<b>05-0207</b>	Ate	Ø 20,64	-ABS
	95-01				<b>05-0403</b>	Ate	Ø 22,20	+ABS
	-99				<b>05-0482</b>	Bosch	Ø 22,20	Ch 6KX523001-, Alu, -ABS, RHD
1.4 Eng. ANW (44kW)	95-01		R		<b>04-0060</b>		Ø 17,46	-ABS
	95-01		R		<b>04-0608</b>		Ø 17,46	Alu, -ABS
	95-01		R		<b>04-0679</b>		Ø 19,05	Alu, +ABS
	95-01				<b>05-0207</b>	Ate	Ø 20,64	-ABS
	95-01				<b>05-0403</b>	Ate	Ø 22,20	+ABS
1.4 16v Eng. AHW/ AKQ/ APE/ AUA (55kW)	99-01		R		<b>04-0060</b>		Ø 17,46	-ABS
	99-01		R		<b>04-0608</b>		Ø 17,46	Alu, -ABS
	99-01		R		<b>04-0679</b>		Ø 19,05	Alu, +ABS
	-99				<b>05-0482</b>	Bosch	Ø 22,20	Ch 6KX523001-, Alu, -ABS, RHD
	99-01				<b>05-0403</b>	Ate	Ø 22,20	+ABS
1.6 Eng. 1F (53-55kW)	95-01		R		<b>04-0060</b>		Ø 17,46	-ABS
	95-01		R		<b>04-0608</b>		Ø 17,46	Alu, -ABS
	95-01		R		<b>04-0679</b>		Ø 19,05	Alu, +ABS
					<b>05-0207</b>	Ate	Ø 20,64	Ch 6KZV022629-, -ABS
					<b>05-0196</b>	Luc	Ø 22,20	Ch -6KZV022628-, -ABS
	95-01				<b>05-0403</b>	Ate	Ø 22,20	+ABS
1.6 Eng. AEE/ ALM (55kW)	95-01		R		<b>04-0060</b>		Ø 17,46	-ABS
	95-01		R		<b>04-0608</b>		Ø 17,46	Alu, -ABS
	95-01		R		<b>04-0679</b>		Ø 19,05	Alu, +ABS
					<b>05-0207</b>	Ate	Ø 20,64	Ch 6KZV022629-, -ABS
	95-01				<b>05-0196</b>	Luc	Ø 22,20	Ch -6KZV022628-, -ABS
1.6 Eng. AEH/ AKL/ APF/ AUR (74kW)	95-01				<b>05-0403</b>	Ate	Ø 22,20	+ABS
	-99				<b>05-0482</b>	Bosch	Ø 22,20	Ch 6KX523001-, Alu, -ABS, RHD
	6/97-01		R		<b>04-0349</b>		Ø 19,05	
	95-01		R		<b>04-0679</b>		Ø 19,05	Alu
	6/97-01				<b>05-0196</b>	Luc	Ø 22,20	-ABS
1.6 Eng. AFT (74kW)	6/97-01				<b>05-0302</b>	Luc	Ø 22,20	Alu, -ABS
	95-01				<b>05-0403</b>	Ate	Ø 22,20	+ABS
	-99				<b>05-0482</b>	Bosch	Ø 22,20	Ch 6KX523001-, Alu, -ABS, RHD
	95-01				<b>54-0026</b>		Ø 23,81	
	95-99				<b>54-0026</b>		Ø 23,81	
	6/97-01		R		<b>04-0349</b>		Ø 19,05	Alu
1.7 SDi Eng. AKW (42kW)	97-01		R		<b>04-0679</b>		Ø 19,05	Alu
	97-01				<b>05-0207</b>	Ate	Ø 20,64	-ABS
	97-01				<b>05-0403</b>	Ate	Ø 22,20	+ABS
	-99				<b>05-0482</b>	Bosch	Ø 22,20	Ch 6KX523001-, Alu, -ABS, RHD
1.8 Eng. ADD/ ADZ (66kW)	97-01		R		<b>04-0679</b>		Ø 19,05	Alu
	-99				<b>05-0482</b>	Bosch	Ø 22,20	Ch 6KX523001-, Alu, -ABS, RHD
1.9 D Eng. 1Y/ AEY (47-50kW)	95-01		R		<b>04-0679</b>		Ø 19,05	Alu
	95-01				<b>05-0207</b>	Ate	Ø 20,64	-ABS
	95-01				<b>05-0403</b>	Ate	Ø 22,20	+ABS
	-99				<b>05-0482</b>	Bosch	Ø 22,20	Ch 6KX523001-, Alu, -ABS, RHD
1.9 SDi Eng. AGP/ AQM (50kW)	99-01		R		<b>04-0679</b>		Ø 19,05	Alu
	-99				<b>05-0482</b>	Bosch	Ø 22,20	Ch 6KX523001-, Alu, -ABS, RHD
	99-01				<b>05-0207</b>		Ø 20,64	-ABS
	99-01				<b>05-0403</b>	Ate	Ø 22,20	+ABS
	99-01				<b>54-0026</b>		Ø 23,81	

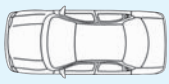







































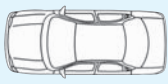








































		Spare Parts	F/R	L/R	METELLI ref.		DIMENSIONS mm.	NOTE
1.9 TDi Eng. AFN/ ASV (81kW)	98-01				<b>05-0403</b>	Ate	Ø 22,20	+ABS
	98-01				<b>05-0196</b>	Luc	Ø 22,20	-ABS
	98-01				<b>05-0302</b>	Luc	Ø 22,20	Alu, -ABS
	-99				<b>05-0482</b>	Bosch	Ø 22,20	Ch 6KX523001-, Alu, -ABS, RHD
	10/99-				<b>54-0056</b>		Ø 19,05	
1.9 TDi Eng. AGR/ AHU/ ALH/ ALE (66kW)	96-01		R		<b>04-0679</b>		Ø 19,05	Alu
	96-01				<b>05-0403</b>	Ate	Ø 22,20	+ABS
	96-01				<b>05-0196</b>	Luc	Ø 22,20	-ABS
	96-01				<b>05-0302</b>	Luc	Ø 22,20	Alu, -ABS
	-99				<b>05-0482</b>	Bosch	Ø 22,20	Ch 6KX523001-, Alu, -ABS, RHD
2.0 Eng. ADC (85kW)	99-		R		<b>04-0679</b>		Ø 19,05	Alu
	99-01				<b>05-0196</b>	Luc	Ø 22,20	-ABS
<b>Polo IV (6KV5) Variant 5/97-9/01</b>								
1.4 Eng. AEX/ AKV/ ANX/ APQ (44kW)	97-01		R		<b>04-0679</b>		Ø 19,05	Alu
					<b>05-0482</b>	Bosch	Ø 22,20	Ch 6KX523001-, Alu, -ABS, RHD
	97-01				<b>05-0403</b>	Ate	Ø 22,20	+ABS
	97-01				<b>05-0196</b>	Luc	Ø 22,20	-ABS
1.4 Eng. AKK/ AUD (44kW)	97-01		R		<b>04-0679</b>		Ø 19,05	Alu
					<b>05-0482</b>	Bosch	Ø 22,20	Ch 6KX523001-, Alu, -ABS, RHD
	97-01				<b>05-0403</b>	Ate	Ø 22,20	+ABS
	97-01				<b>05-0196</b>	Luc	Ø 22,20	-ABS
1.4 Eng. AKP (40kW)	99-01		R		<b>04-0679</b>		Ø 19,05	Alu
	99-01				<b>05-0403</b>	Ate	Ø 22,20	+ABS
	99-01				<b>05-0196</b>	Luc	Ø 22,20	-ABS
1.4 Eng. ANW (44kW)	97-01		R		<b>04-0679</b>		Ø 19,05	Alu
					<b>05-0482</b>	Bosch	Ø 22,20	Ch 6KX523001-, Alu, -ABS, RHD
	97-01				<b>05-0403</b>	Ate	Ø 22,20	+ABS
	97-01				<b>05-0196</b>	Luc	Ø 22,20	-ABS
1.4 16v Eng. AHW/ AKQ/ APE/ AUA (55kW)	99-01		R		<b>04-0679</b>		Ø 19,05	Alu, -ABS
					<b>05-0482</b>	Bosch	Ø 22,20	Ch 6KX523001-, Alu, -ABS, RHD
	99-01				<b>05-0403</b>	Ate	Ø 22,20	+ABS
					<b>05-0196</b>	Luc	Ø 22,20	-ABS
1.6 Eng. AEE/ ALM (55kW)	97-01		R		<b>04-0679</b>		Ø 19,05	Alu
					<b>05-0482</b>	Bosch	Ø 22,20	Ch 6KX523001-, Alu, -ABS, RHD
	97-01				<b>05-0403</b>	Ate	Ø 22,20	+ABS
	97-01				<b>05-0196</b>	Luc	Ø 22,20	-ABS
1.6 Eng. AEH/ AKL/ APF/ AUR (74kW)	99-01		R		<b>04-0679</b>		Ø 19,05	Alu
	99-01				<b>05-0403</b>	Ate	Ø 22,20	+ABS
	99-01				<b>05-0196</b>	Luc	Ø 22,20	-ABS
	99-01				<b>05-0302</b>	Luc	Ø 22,20	Alu, -ABS
1.7 SDi Eng. AKU/ AKW (44kW)	99-01		R		<b>04-0679</b>		Ø 19,05	Alu
					<b>05-0482</b>	Bosch	Ø 22,20	Ch 6KX523001-, Alu, -ABS, RHD
	99-01				<b>05-0403</b>	Ate	Ø 22,20	+ABS
	99-01				<b>05-0196</b>	Luc	Ø 22,20	-ABS
1.9 SDi Eng. AEY (47kW)	99-01		R		<b>04-0679</b>		Ø 19,05	Alu
					<b>05-0482</b>	Bosch	Ø 22,20	Ch 6KX523001-, Alu, -ABS, RHD
	99-01				<b>05-0196</b>	Luc	Ø 22,20	-ABS
	99-01				<b>05-0302</b>	Luc	Ø 22,20	Alu, -ABS
1.9 SDi Eng. AGD/ ASX (47kW)	99-		R		<b>04-0679</b>		Ø 19,05	Alu
					<b>05-0482</b>	Bosch	Ø 22,20	Ch 6KX523001-, Alu, -ABS, RHD
	99-				<b>05-0403</b>	Ate	Ø 22,20	+ABS
1.9 SDi Eng. AGP/ AQM (50kW)	99-		R		<b>04-0679</b>		Ø 19,05	Alu
					<b>05-0482</b>	Bosch	Ø 22,20	Ch 6KX523001-, Alu, -ABS, RHD
	99-				<b>05-0403</b>	Ate	Ø 22,20	+ABS
1.9 TDi Eng. AFN/ ASV (81kW)	99-01				<b>54-0026</b>		Ø 23,81	
	98-01				<b>05-0482</b>	Bosch	Ø 22,20	Ch 6KX523001-, Alu, -ABS, RHD
					<b>05-0403</b>	Ate	Ø 22,20	+ABS

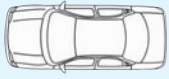


































		Spare Parts	F/R	L/R	METELLI ref.		DIMENSIONS mm.	NOTE
1.9 TDi Eng. AFN/ ASV (81kW)	10/99-				<b>54-0056</b>		Ø 19,05	
1.9 TDi Eng. AGR/ AHU/ ALH/ ALE (66kW)	97-01		R		<b>04-0679</b>		Ø 19,05	Alu
	97-01				<b>05-0482</b>	Bosch	Ø 22,20	Ch 6KX523001-, Alu, -ABS, RHD
	97-01				<b>05-0403</b>	Ate	Ø 22,20	+ABS
	97-01				<b>05-0196</b>	Luc	Ø 22,20	-ABS
	97-01				<b>05-0302</b>	Luc	Ø 22,20	Alu, -ABS
	10/99-				<b>54-0056</b>		Ø 19,05	
<b>Polo IV (6N2) 10/99-9/01</b>								
1.0 Eng. ALD/ ALL/ ANV/ AUC (37kW)	99-01		R		<b>04-0060</b>		Ø 17,46	
	99-01		R		<b>04-0608</b>		Ø 17,46	Alu
	99-01				<b>05-0207</b>	Ate	Ø 20,64	-ABS
	99-01				<b>05-0277</b>	Ate	Ø 20,64	Alu, -ABS
	99-01				<b>05-0492</b>	Ate	Ø 22,20	Alu, +ABS
1.4 Eng. AEX/ AKV/ ANX/ APQ (44kW)	99-01		R		<b>04-0060</b>		Ø 17,46	
	99-01		R		<b>04-0608</b>		Ø 17,46	Alu
	10/99-9/01				<b>05-0492</b>	Ate	Ø 22,20	Ch 6NZV000001-, Alu, +ABS
	99-01				<b>05-0403</b>	Ate	Ø 22,20	+ABS
	99-01				<b>05-0207</b>	Ate	Ø 20,64	-ABS
	99-01				<b>05-0277</b>	Ate	Ø 20,64	Alu, -ABS
1.4 Eng. AKK/ AUD (44kW)	99-01		R		<b>04-0060</b>		Ø 17,46	
	99-01		R		<b>04-0608</b>		Ø 17,46	Alu
	10/99-9/01				<b>05-0492</b>	Ate	Ø 22,20	Ch 6NZV000001-, Alu, +ABS
	99-01				<b>05-0403</b>	Ate	Ø 22,20	+ABS
	99-01				<b>05-0207</b>	Ate	Ø 20,64	-ABS
	99-01				<b>05-0277</b>	Ate	Ø 20,64	Alu, -ABS
1.4 Eng. AKP (40kW)	99-01		R		<b>04-0060</b>		Ø 17,46	
	99-01		R		<b>04-0608</b>		Ø 17,46	Alu
	-01				<b>05-0492</b>		Ø 22,20	Ch 6NZV000001-, Alu
	10/99-				<b>05-0403</b>	Ate	Ø 22,20	Ch -6NZT250000, +ABS
	99-01				<b>05-0207</b>	Ate	Ø 20,64	-ABS
	99-01				<b>05-0277</b>	Ate	Ø 20,64	Alu, -ABS
1.4 Eng. ANW (44kW)	99-01		R		<b>04-0060</b>		Ø 17,46	
	99-01		R		<b>04-0608</b>		Ø 17,46	Alu
	10/99-9/01				<b>05-0492</b>	Ate	Ø 22,20	Ch 6NZV000001-, Alu, +ABS
	99-01				<b>05-0403</b>	Ate	Ø 22,20	+ABS
	99-01				<b>05-0207</b>	Ate	Ø 20,64	-ABS
	99-01				<b>05-0277</b>	Ate	Ø 20,64	Alu, -ABS
1.4 16v Eng. AFK/ AUB (74kW)	99-01		R		<b>04-0060</b>		Ø 17,46	Exc. Germany
	99-01		R		<b>04-0608</b>		Ø 17,46	Alu, Exc. Germany
	10/99-9/01				<b>05-0610</b>	Ate	Ø 23,81	Ch 6NZV000001-, Alu, +ABS, -ESP
	99-01				<b>05-0403</b>	Ate	Ø 22,20	-ABS
1.4 16v Eng. AHW/ AKQ/ APE/ AUA (55kW)	99-01		R		<b>04-0679</b>		Ø 19,05	Alu, -ABS
	99-01				<b>05-0207</b>	Ate	Ø 20,64	-ABS
	99-01				<b>05-0277</b>	Ate	Ø 20,64	Alu, -ABS
1.4 TDi Eng. AMF (55kW)	99-01		R		<b>04-0679</b>		Ø 19,05	Alu, -ABS
	10/99-9/01				<b>05-0403</b>	Ate	Ø 22,20	+ABS
	10/99-9/01				<b>54-0056</b>		Ø 19,05	
1.6 16v GTI Eng. ARC/ AVY (92kW)	99-01				<b>05-0610</b>	Ate	Ø 23,81	Alu, +ABS, -ESP
1.7 SDi Eng. AKU/ AKW (44kW)	99-01		R		<b>04-0060</b>		Ø 17,46	
	99-01		R		<b>04-0608</b>		Ø 17,46	Alu, -ABS
	99-01				<b>05-0207</b>	Ate	Ø 20,64	-ABS
	99-01				<b>05-0277</b>	Ate	Ø 20,64	Alu, -ABS
	99-01				<b>05-0492</b>	Ate	Ø 22,20	Alu, +ABS
1.9 D Eng. AEF (47kW)	99-01		R		<b>04-0060</b>		Ø 17,46	
	99-01		R		<b>04-0608</b>		Ø 17,46	Alu
	-01				<b>05-0492</b>	Ate	Ø 22,20	Ch 6NZV000001-, Alu, +ABS
	10/99-				<b>05-0403</b>	Ate	Ø 22,20	Ch -6NZT250000, +ABS
	99-01				<b>05-0207</b>	Ate	Ø 20,64	-ABS
	99-01				<b>05-0277</b>	Ate	Ø 20,64	Alu, -ABS
1.9 SDi Eng. AEY/ AGD/ ASX (47kW)	99-01		R		<b>04-0060</b>		Ø 17,46	
	99-01		R		<b>04-0608</b>		Ø 17,46	Alu
	10/99-9/01				<b>05-0492</b>	Ate	Ø 22,20	Ch 6NZV000001-, Alu, +ABS
					<b>05-0403</b>	Ate	Ø 22,20	+ABS

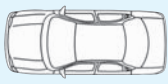


































		Spare Parts	F/R	L/R	METELLI ref.		DIMENSIONS mm.	NOTE
<b>Polo V (9N) 10/01-</b>								
1.2 Eng. AWY/ BHD/ BMD (40kW)	1/02-		R		<b>04-0608</b>		Ø 17,46	Alu, -ABS
	1/02-				<b>05-0537</b>	Fte	Ø 19,05	Alu, +ABS, -PS
	1/02-				<b>05-0404</b>	Fte	Ø 20,64	Alu, +ABS
	1/02-				<b>05-0493</b>	Fte	Ø 20,64	Ch -9N5180000, Alu, -ABS, +PS
	02-05				<b>05-0741</b>	Bosch	Ø 20,64	Alu, Cod. ID PR 1AC, +ABS
	1/02-				<b>54-0052</b>	Fte	Ø 19,05	Pla
	1/02-				<b>55-0057</b>	Sachs	Ø 15,87	Alu
1.2 Eng. BBM (44kW)	07-		R		<b>04-0608</b>		Ø 17,46	Alu, +ABS
1.2 12v Eng. AZQ/ BME (47kW)	10/01-		R		<b>04-0608</b>		Ø 17,46	Alu, -ABS
	01-				<b>05-0537</b>	Fte	Ø 19,05	Alu, +ABS, -PS
	01-				<b>05-0404</b>	Fte	Ø 20,64	Alu, +ABS
	01-				<b>05-0493</b>	Fte	Ø 20,64	Ch -9N5180000, Alu, -ABS, +PS
	01-05				<b>05-0741</b>	Bosch	Ø 20,64	Alu, Cod. ID PR 1AC, +ABS
	01-				<b>54-0052</b>	Fte	Ø 19,05	Pla
	01-				<b>55-0057</b>	Sachs	Ø 15,87	Alu
1.2 12v Eng. BZG (51kW)	07-		R		<b>04-0608</b>		Ø 17,46	Alu, +ABS
1.4 16v Eng. AHW/ AKQ/ APE/ AUA/ BBY/ BKY (55kW)	10/01-		R		<b>04-0608</b>		Ø 17,46	Alu, -ABS
	10/01-				<b>05-0537</b>	Fte	Ø 19,05	Alu, +ABS, -PS
	10/01-				<b>05-0404</b>	Fte	Ø 20,64	Alu, +ABS
	10/01-				<b>05-0493</b>	Fte	Ø 20,64	Ch -9N5180000, Alu, -ABS, +PS
	01-05				<b>05-0741</b>	Bosch	Ø 20,64	Alu, Cod. ID PR 1AC, +ABS
	10/01-				<b>54-0052</b>	Fte	Ø 19,05	Pla
	10/01-				<b>55-0057</b>	Sachs	Ø 15,87	Alu
1.4 16v Eng. AUB/ BBZ (74kW)	01-				<b>05-0537</b>	Fte	Ø 19,05	Alu, +ABS, -PS
01-					<b>05-0404</b>	Fte	Ø 20,64	Alu, +ABS
01-					<b>05-0493</b>	Fte	Ø 20,64	Ch -9N5180000, Alu, -ABS, +PS
01-05					<b>05-0741</b>	Bosch	Ø 20,64	Alu, Cod. ID PR 1AC, +ABS
01-					<b>54-0052</b>	Fte	Ø 19,05	Pla
01-					<b>55-0057</b>	Sachs	Ø 15,87	Alu
1.4 16v Eng. BUD (59kW)	06-				<b>05-0537</b>	Fte	Ø 19,05	Alu, +ABS, -PS, -ESP
	06-				<b>05-0493</b>	Fte	Ø 20,64	Ch -9N5180000, Alu, -ABS, +PS
1.4 FSI Eng. AXU (63kW)	5/02-		R		<b>04-0608</b>		Ø 17,46	Alu, +ABS
	5/02-				<b>05-0537</b>	Fte	Ø 19,05	Alu, +ABS, -PS
	5/02-				<b>05-0404</b>	Fte	Ø 20,64	Alu, +ABS
	5/02-				<b>05-0493</b>	Fte	Ø 20,64	Ch -9N5180000, Alu, -ABS, +PS
	02-05				<b>05-0741</b>	Bosch	Ø 20,64	Alu, Cod. ID PR 1AC, +ABS
	5/02-				<b>54-0052</b>	Fte	Ø 19,05	Pla
	5/02-				<b>55-0057</b>	Sachs	Ø 15,87	Alu
1.4 TDi Eng. AMF/ BAY (55kW)	01-		R		<b>04-0608</b>		Ø 17,46	Alu, -ABS
	01-				<b>05-0537</b>	Fte	Ø 19,05	Alu, +ABS, -PS
	01-				<b>05-0404</b>	Fte	Ø 20,64	Alu, +ABS
	01-				<b>05-0493</b>	Fte	Ø 20,64	Ch -9N5180000, Alu, -ABS, +PS
	01-05				<b>05-0741</b>	Bosch	Ø 20,64	Alu, Cod. ID PR 1AC, +ABS
	01-				<b>54-0051</b>	Fte	Ø 19,05	Pla
	01-				<b>55-0057</b>	Sachs	Ø 15,87	Alu
1.4 TDi Eng. BMS/ BNV (59kW)	05-		R		<b>04-0608</b>		Ø 17,46	Alu, -ABS
	05-				<b>05-0537</b>	Fte	Ø 19,05	Alu, +ABS, -PS
	05-				<b>05-0404</b>	Fte	Ø 20,64	Alu, +ABS
	05-				<b>05-0493</b>	Fte	Ø 20,64	Ch -9N5180000, Alu, -ABS, +PS
1.4 TDi Eng. BNM (51kW)	05-		R		<b>04-0608</b>		Ø 17,46	Alu, -ABS
	05-				<b>05-0537</b>	Fte	Ø 19,05	Alu, +ABS, -PS
	05-				<b>05-0404</b>	Fte	Ø 20,64	Alu, +ABS
	05-				<b>05-0493</b>	Fte	Ø 20,64	Ch -9N5180000, Alu, -ABS, +PS
1.6 Eng. BTS (77kW)	06-		R		<b>04-0608</b>		Ø 17,46	Alu, +ABS
	06-				<b>05-0537</b>	Fte	Ø 19,05	Alu, +ABS, -PS, -ESP
1.8 GTI Eng. BJX (110kW)	05-				<b>05-0537</b>	Fte	Ø 19,05	Alu, +ABS, -PS
	05-				<b>05-0404</b>	Fte	Ø 20,64	Alu, +ABS
	05-				<b>05-0493</b>	Fte	Ø 20,64	Ch -9N5180000, Alu, -ABS, +PS
1.9 SDi Eng. ASY (47kW)	01-		R		<b>04-0608</b>		Ø 17,46	Alu
	01-				<b>05-0537</b>	Fte	Ø 19,05	Alu, +ABS, -PS
	01-				<b>05-0404</b>	Fte	Ø 20,64	Alu, +ABS
	01-				<b>05-0493</b>	Fte	Ø 20,64	Ch -9N5180000, Alu, -ABS, +PS
	01-05				<b>05-0741</b>	Bosch	Ø 20,64	Alu, Cod. ID PR 1AC, +ABS

		Spare Parts	F/R	L/R	METELLI ref.		DIMENSIONS mm.	NOTE
1.9 SDi Eng. ASY (47kW)	01-				54-0052	Fte	Ø 19,05	Pla
					55-0057	Sachs	Ø 15,87	Alu
1.9 TDi Eng. ASZ/ BLT (96kW)	03-		R		04-0608		Ø 17,46	Alu, -ABS
					05-0404	Fte	Ø 20,64	Alu, +ABS
	03-				05-0537	Fte	Ø 19,05	Alu, +ABS, -PS
					05-0493	Fte	Ø 20,64	Ch -9N5180000, Alu, -ABS, +PS
	03-05				05-0741	Bosch	Ø 20,64	Alu, Cod. ID PR 1AC, +ABS
	03-				55-0057	Sachs	Ø 15,87	Alu
1.9 TDi Eng. ATD/ AXR (74kW)	01-		R		04-0608		Ø 17,46	Alu, -ABS
					05-0537	Fte	Ø 19,05	Alu, +ABS, -PS
	01-				05-0404	Fte	Ø 20,64	Alu, +ABS
					05-0493	Fte	Ø 20,64	Ch -9N5180000, Alu, -ABS, +PS
	01-05				05-0741	Bosch	Ø 20,64	Alu, Cod. ID PR 1AC, +ABS
	01-				54-0051	Fte	Ø 19,05	Pla
	01-				55-0057	Sachs	Ø 15,87	Alu
<b>Quantum I 1/85-7/90</b>								
All models	86-88		R		04-0060		Ø 17,46	
<b>Rabbit 1/74-1/76</b>								
All models	74-76		R		04-0116		Ø 14,29	M/T
	74-76		R		04-0060		Ø 17,46	A/T
	74-76				05-0041		Ø 20,64	+Servo
<b>Santana I (32, 33), Variant 5/73-7/80</b>								
1.3 Eng. FY (40kW)	5/73-80		R		04-0116		Ø 14,29	
					05-0040		Ø 20,64	+Servo
					05-0041		Ø 20,64	+Servo
1.3 Eng. ZA (40kW)	5/73-80		R		04-0116		Ø 14,29	
					05-0040		Ø 20,64	+Servo
					05-0041		Ø 20,64	+Servo
1.3 Eng. ZF (44kW)	73-78		R		04-0116		Ø 14,29	
					05-0040		Ø 20,64	+Servo
					05-0041		Ø 20,64	+Servo
1.5 Eng. YJ/ ZB (55kW)	73-75		R		04-0116		Ø 14,29	Incl. Sweden, M/T
					04-0060		Ø 17,46	A/T
	73-75				05-0042		Ø 20,64	A/T
					05-0043		Ø 20,64	A/T
	73-75				05-0040		Ø 20,64	+Servo, M/T
					05-0041		Ø 20,64	Incl. Sweden, +Servo, M/T
1.5 Eng. ZC (63kW)	73-75		R		04-0116		Ø 14,29	Incl. Sweden, M/T
					04-0060		Ø 17,46	A/T
	73-75				05-0042		Ø 20,64	A/T
					05-0043		Ø 20,64	A/T
	73-75				05-0040		Ø 20,64	+Servo, M/T
					05-0041		Ø 20,64	Incl. Sweden, +Servo, M/T
1.5 D Eng. CK (37kW)	8/77-7/80		R		04-0116		Ø 14,29	M/T
					04-0060		Ø 17,46	A/T
	8/77-7/80				05-0043		Ø 20,64	A/T
					05-0042		Ø 20,64	M/T+A/T
1.6 Eng. YP (63kW)	75-80		R		04-0116		Ø 14,29	M/T
					04-0060		Ø 17,46	A/T
	75-80				05-0043		Ø 20,64	A/T
					05-0040		Ø 20,64	M/T
	75-80				05-0041		Ø 20,64	M/T
					05-0042		Ø 20,64	M/T+A/T
1.6 (Exc. SW) Eng. FS (53kW)	75-80		R		04-0116		Ø 14,29	M/T
					04-0060		Ø 17,46	A/T
	75-80				05-0043		Ø 20,64	A/T
					05-0040		Ø 20,64	M/T
	75-80				05-0041		Ø 20,64	M/T
					05-0042		Ø 20,64	M/T+A/T
1.6 D SW Eng. CR (40kW)	79-80		R		04-0116		Ø 14,29	M/T
					04-0060		Ø 17,46	A/T
	79-80				05-0042		Ø 20,64	A/T
					05-0043		Ø 20,64	A/T
	79-80				05-0040		Ø 20,64	M/T

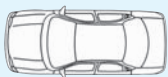





















		Spare Parts	F/R	L/R	METELLI ref.		DIMENSIONS mm.	NOTE
1.6 D SW Eng. CR (40kW)	79-80				05-0041		Ø 20,64	M/T
1.6 i SW Eng. YS (81kW)	78-80		R		04-0116		Ø 14,29	M/T
	78-80		R		04-0060		Ø 17,46	A/T
	78-80				05-0043		Ø 20,64	A/T
	78-80				05-0040		Ø 20,64	M/T
	78-80				05-0041		Ø 20,64	M/T
	78-80				05-0042		Ø 20,64	M/T+A/T
	78-80				05-0041		Ø 20,64	M/T
1.6 SW Eng. YN (55kW)	76-80		R		04-0116		Ø 14,29	M/T
	76-80		R		04-0060		Ø 17,46	A/T
	76-80				05-0043		Ø 20,64	A/T
	76-80				05-0040		Ø 20,64	M/T
	76-80				05-0041		Ø 20,64	M/T
	76-80				05-0042		Ø 20,64	M/T+A/T
	76-80				05-0041		Ø 20,64	M/T
<b>Santana II (32B) 8/81-12/84</b>								
1.3 Eng. FZ (44kW)	81-83		R		04-0116		Ø 14,29	
	81-83				05-0204		Ø 20,64	+Servo, LHD
	81-83				05-0205		Ø 20,64	+Servo, RHD
1.6 Eng. DT/ WV (55kW)	81-84		R		04-0226		Ø 15,87	M/T
	81-84		R		04-0060		Ø 17,46	A/T
	8/83-7/84				05-0205		Ø 20,64	+Servo, RHD
	81-84				05-0040		Ø 20,64	
	81-84				05-0041		Ø 20,64	
	81-84				05-0204		Ø 20,64	+Servo, LHD
1.6 Eng. YP (63kW)	81-82		R		04-0226		Ø 15,87	M/T
	81-82		R		04-0060		Ø 17,46	A/T
	81-82				05-0040		Ø 20,64	
	81-82				05-0041		Ø 20,64	
	81-82				05-0204		Ø 20,64	+Servo, LHD
	81-82				05-0205		Ø 20,64	+Servo, RHD
1.6 D Eng. CR/ JK (40kW)	81-84		R		04-0226		Ø 15,87	M/T
	81-84		R		04-0060		Ø 17,46	A/T
	81-84				05-0205		Ø 20,64	RHD
	81-84				05-0040		Ø 20,64	M/T, LHD
	81-84				05-0041		Ø 20,64	M/T, LHD
	81-84				05-0204		Ø 20,64	M/T, LHD
	81-84				05-0204		Ø 20,64	M/T, LHD
1.6 TD Eng. CY (51kW)	81-84		R		04-0060		Ø 17,46	A/T
	81-84				05-0042		Ø 20,64	LHD
	81-84				05-0204		Ø 20,64	LHD
	81-84				05-0205		Ø 20,64	RHD
	81-84				05-0205		Ø 20,64	RHD
1.8 Eng. DS (66kW)	83-84		R		04-0226		Ø 15,87	M/T
	83-84		R		04-0060		Ø 17,46	A/T
	83-84				05-0040		Ø 20,64	
	83-84				05-0041		Ø 20,64	
	83-84				05-0204		Ø 20,64	LHD
	83-84				05-0204		Ø 20,64	LHD
1.9 Eng. WN (85kW)	81-83		R		04-0060		Ø 17,46	
	81-83				05-0040		Ø 20,64	LHD
	81-83				05-0204		Ø 20,64	LHD
	81-83				05-0205		Ø 20,64	RHD
	81-83				05-0205		Ø 20,64	RHD
2.0, Syncro Eng. HP/ JS (85kW)	83-84		R		04-0060		Ø 17,46	
	83-84				05-0202		Ø 20,64	LHD
	83-84				05-0204		Ø 20,64	LHD
	83-84				05-0205		Ø 20,64	RHD
	83-84				05-0205		Ø 20,64	RHD
2.1 Eng. WE (85kW)	82-83		R		04-0226		Ø 15,87	Sweden
	82-83		R		04-0060		Ø 17,46	Incl. Sweden
	82-83				05-0204		Ø 20,64	Sweden, LHD
<b>Scirocco I (53) 2/74-7/80</b>								
1.1 Eng. FA/ GG (37kW)	74-79		R		04-0116		Ø 14,29	
	74-79				05-0040		Ø 20,64	+Servo
	74-79				05-0041		Ø 20,64	+Servo
1.3 Eng. GF (44kW)	79-80		R		04-0116		Ø 14,29	
	79-80				05-0040		Ø 20,64	+Servo
	79-80				05-0041		Ø 20,64	+Servo
1.5 Eng. FH (51kW)	74-80		R		04-0116		Ø 14,29	
	74-80		R		04-0060		Ø 17,46	Incl. Sweden, A/T

		Spare Parts	F/R	L/R	METELLI ref.		DIMENSIONS mm.	NOTE
1.5 Eng. FH (51kW)	74-80				05-0040		Ø 20,64	Incl. Sweden, +Servo
	74-80				05-0041		Ø 20,64	Incl. Sweden, +Servo
1.5 Eng. JB (51kW)	74-80		R		04-0116		Ø 14,29	
	74-80		R		04-0060		Ø 17,46	Incl. Sweden, A/T
	74-80				05-0040		Ø 20,64	Incl. Sweden, +Servo
	74-80				05-0041		Ø 20,64	Incl. Sweden, +Servo
1.6 Eng. EG (81kW)	76-80		R		04-0116		Ø 14,29	
	76-80		R		04-0060		Ø 17,46	Incl. Sweden, A/T
	76-80				05-0040		Ø 20,64	Incl. Sweden, +Servo
	76-80				05-0041		Ø 20,64	Incl. Sweden, +Servo
1.6 Eng. FP (55kW)	75-77		R		04-0116		Ø 14,29	
	75-77		R		04-0060		Ø 17,46	Incl. Sweden, A/T
	75-77				05-0040		Ø 20,64	Incl. Sweden, +Servo
	75-77				05-0041		Ø 20,64	Incl. Sweden, +Servo
1.6 Eng. FR (63kW)	75-80		R		04-0116		Ø 14,29	
	75-80		R		04-0060		Ø 17,46	Incl. Sweden, A/T
	75-80				05-0040		Ø 20,64	Incl. Sweden, +Servo
	75-80				05-0041		Ø 20,64	Incl. Sweden, +Servo
<b>Scirocco II (53B) 8/80-7/92</b>								
1.3 Eng. GF (44kW)	8/83-		R		04-0116		Ø 14,29	Ch -53E022074, -CF
	80-83		R		04-0060		Ø 17,46	+CF, LHD/RHD
	-7/84				05-0039		Ø 20,64	Ch 53E022075-
	81-83				05-0040		Ø 20,64	
	81-83				05-0041		Ø 20,64	LHD/RHD
1.5 Eng. JB (51kW)	80-83		R		04-0060		Ø 17,46	Incl. Sweden, +CF
	80-83				05-0040		Ø 20,64	Incl. Sweden
	80-83				05-0041		Ø 20,64	Incl. Sweden, LHD/RHD
1.6 Eng. EG (81kW)	80-82		R		04-0060		Ø 17,46	+CF, LHD/RHD
					05-0039		Ø 20,64	Ch 53E022075-53L010000
	80-82				05-0040		Ø 20,64	
	80-82				05-0041		Ø 20,64	LHD/RHD
1.6 Eng. EW (55kW)	-82				05-0142	Ate	Ø 20,64	Ch 53L010001-, -ABS
	8/83-		R		04-0116		Ø 14,29	Ch -53E022074, -CF
	83-89		R		04-0060		Ø 17,46	+CF, LHD/RHD
					05-0039		Ø 20,64	Ch 53E022075-53L010000
	83-89				05-0041		Ø 20,64	LHD/RHD
1.6 Eng. FR (63kW)	-89				05-0142	Ate	Ø 20,64	Ch 53L010001-, -ABS
	80-		R		04-0116		Ø 14,29	Ch -53E022074, -CF
	80-84		R		04-0060		Ø 17,46	+CF, LHD/RHD
					05-0039		Ø 20,64	Ch 53E022075-53L010000
	80-84				05-0040		Ø 20,64	
1.6 Eng. RE (53kW)	-84				05-0142	Ate	Ø 20,64	Ch 53L010001-, -ABS
	86-		R		04-0116		Ø 14,29	Ch -53E022074, -CF
	86-90		R		04-0060		Ø 17,46	+CF, LHD/RHD
					05-0039		Ø 20,64	Ch 53E022075-53L010000
	86-90				05-0041		Ø 20,64	LHD/RHD
1.8 Eng. EX (66kW)	-90				05-0142	Ate	Ø 20,64	Ch 53L010001-, -ABS
	8/83-		R		04-0116		Ø 14,29	Ch -53E022074, -CF
	83-92		R		04-0060		Ø 17,46	+CF, LHD/RHD
					05-0039		Ø 20,64	Ch 53E022075-53L010000
	-7/92				05-0142	Ate	Ø 20,64	Ch 53L010001-, -ABS
1.8 Eng. JH (70kW)	83-92				05-0041		Ø 20,64	LHD/RHD
	85-		R		04-0116		Ø 14,29	Ch -53E022074, -CF
	85-92		R		04-0060		Ø 17,46	+CF, LHD/RHD
					05-0039		Ø 20,64	Ch 53E022075-53L010000
	-7/92				05-0142	Ate	Ø 20,64	Ch 53L010001-, -ABS
1.8 GTI Eng. DX/ EV/ PB (82kW)	85-92				05-0040		Ø 20,64	
	85-92				05-0041		Ø 20,64	LHD/RHD
	82-		R		04-0116		Ø 14,29	Ch -53E022074, -CF
	82-89		R		04-0060		Ø 17,46	+CF, LHD/RHD
					05-0039		Ø 20,64	Ch 53E022075-53L010000
82-83				05-0040		Ø 20,64		
82-89				05-0041		Ø 20,64	LHD/RHD	











		Spare Parts	F/R	L/R	METELLI ref.		DIMENSIONS mm.	NOTE
1.8 GTI Eng. DX/ EV/ PB (82kW)	-89				<b>05-0142</b>	Ate	Ø 20,64	Ch 53L010001-, -ABS
<b>Sharan (7M8, 7M9) 9/95-</b>								
1.8 T. 20v Eng. AJH/ AWC (110kW)	5/00-				<b>05-0606</b>	Ate	Ø 25,40	Ch 7MZW020919-, Alu, +ABS, -ESP
	97-				<b>05-0607</b>	Ate	Ø 25,40	Alu, +ABS, +ESP
	97-				<b>05-0311</b>	Ate	Ø 23,81	Ch -7MW020918, +ABS
	9/97-				<b>05-0398</b>	Ate	Ø 23,81	Ch -7MW020918, -ABS
1.9 TDi Eng. 1Z (66kW)	9/97-				<b>55-0079</b>		Ø 19,05	
	11/95-				<b>05-0606</b>	Ate	Ø 25,40	Ch 7MZW020919-, Alu, +ABS, -ESP
					<b>05-0398</b>	Ate	Ø 23,81	Ch -7MW020918, -ABS
					<b>05-0607</b>	Ate	Ø 25,40	Alu, +ABS, +ESP
5/00-				<b>05-0311</b>	Ate	Ø 23,81	Ch -7MW020918, +ABS	
9/95-				<b>55-0079</b>		Ø 19,05		
1.9 TDi Eng. AFN/ AVG (81kW)	-00				<b>05-0606</b>	Ate	Ø 25,40	Ch 7MZW020919-, Alu, +ABS, -ESP
	96-				<b>05-0311</b>	Ate	Ø 23,81	Ch -7MW020918, +ABS
	96-				<b>05-0398</b>	Ate	Ø 23,81	Ch -7MW020918, -ABS
	9/96-4/00					<b>55-0079</b>		Ø 19,05
1.9 TDi Eng. AHU/ ANU (66kW)	11/95-				<b>05-0606</b>	Ate	Ø 25,40	Ch 7MZW020919-, Alu, +ABS, -ESP
					<b>05-0398</b>	Ate	Ø 23,81	Ch -7MW020918, -ABS
					<b>05-0607</b>	Ate	Ø 25,40	Alu, +ABS, +ESP
					<b>05-0311</b>	Ate	Ø 23,81	Ch -7MW020918, +ABS
5/00-				<b>55-0079</b>		Ø 19,05		
9/95-				<b>55-0079</b>		Ø 19,05		
1.9 TDi Eng. ASZ (96kW)	02-				<b>05-0606</b>	Ate	Ø 25,40	Ch 7MZW020919-, Alu, +ABS, -ESP
	11/02-				<b>05-0607</b>	Ate	Ø 25,40	Alu, +ABS, +ESP
1.9 TDi Eng. BTB (110kW)	6/05-				<b>55-0079</b>		Ø 19,05	
1.9 TDi, 4motion Eng. AUY/ BVK (85kW)	00-				<b>05-0607</b>	Ate	Ø 25,40	Alu, +ABS, +ESP
	4/00-				<b>55-0079</b>		Ø 19,05	
2.0 Eng. ADY/ ATM (85kW)	11/95-				<b>05-0606</b>	Ate	Ø 25,40	Ch 7MZW020919-, Alu, +ABS, -ESP
					<b>05-0398</b>	Ate	Ø 23,81	Ch -7MW020918, -ABS
					<b>05-0607</b>	Ate	Ø 25,40	Alu, +ABS, +ESP
					<b>05-0311</b>	Ate	Ø 23,81	Ch -7MW020918, +ABS
5/00-				<b>55-0079</b>		Ø 19,05		
9/95-				<b>55-0079</b>		Ø 19,05		
2.0 TDi Eng. BKD/ BRT (103kW)	8/06-				<b>05-0607</b>	Ate	Ø 25,40	Alu, +ABS, +ESP
	8/06-				<b>55-0079</b>		Ø 19,05	
2.8 V6 24v, 4motion Eng. AYL (150kW)	00-				<b>05-0606</b>	Ate	Ø 25,40	Ch 7MZW020919-, Alu, +ABS, -ESP
					<b>05-0311</b>	Ate	Ø 23,81	Ch -7MW020918, +ABS
					<b>05-0398</b>	Ate	Ø 23,81	Ch -7MW020918, -ABS
					<b>05-0607</b>	Ate	Ø 25,40	Alu, +ABS, +ESP
5/00-				<b>55-0079</b>		Ø 19,05		
4/00-				<b>55-0079</b>		Ø 19,05		
2.8 VR6, Syncro Eng. AAA/ AMY (128kW)	96-				<b>05-0606</b>	Ate	Ø 25,40	Ch 7MZW020919-, Alu, +ABS, -ESP
					<b>05-0311</b>	Ate	Ø 23,81	Ch -7MW020918, +ABS
					<b>05-0398</b>	Ate	Ø 23,81	Ch -7MW020918, -ABS
					<b>55-0079</b>		Ø 19,05	
11/96-4/00				<b>55-0079</b>		Ø 19,05		
<b>Touran (1T1) 2/03-</b>								
1.4 16v TSi Eng. BMY (103kW)	06-				<b>05-0534</b>	Ate	Ø 22,20	Alu
	06-				<b>05-0720</b>	Ate	Ø 22,20	Alu
	5/06-					<b>55-0076</b>		Ø 15,87
1.4 TSi Eng. BLG (125kW)	07-				<b>05-0720</b>	Ate	Ø 22,20	Alu
1.6 Eng. BGU (75kW)	03-				<b>05-0534</b>	Ate	Ø 22,20	Alu
	03-				<b>54-0052</b>	Fte	Ø 19,05	Pla
	7/03-					<b>55-0076</b>		Ø 15,87
1.6 Eng. BSE/ BSF (75kW)	03-				<b>05-0534</b>	Ate	Ø 22,20	Alu
	06-				<b>05-0720</b>	Ate	Ø 22,20	Alu
	03-				<b>54-0052</b>	Fte	Ø 19,05	Pla
	7/03-					<b>55-0076</b>		Ø 15,87
1.6 FSI Eng. BAG/ BLF/ BLP (85kW)	03-				<b>05-0534</b>	Ate	Ø 22,20	Alu
	03-				<b>54-0052</b>	Fte	Ø 19,05	Pla
	2/03-					<b>55-0076</b>		Ø 15,87
1.9 TDi Eng. AVQ (74kW)	03-				<b>05-0534</b>	Ate	Ø 22,20	Alu
	2/03-				<b>55-0076</b>		Ø 15,87	
1.9 TDi Eng. BKC (77kW)	03-				<b>05-0534</b>	Ate	Ø 22,20	Alu
	06-				<b>05-0720</b>	Ate	Ø 22,20	Alu
	8/03-					<b>55-0076</b>		Ø 15,87

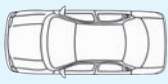































		Spare Parts	F/R	L/R	METELLI ref.		DIMENSIONS mm.	NOTE
1.9 TDi Eng. BRU (66kW)	11/04-				<b>55-0076</b>		Ø 15,87	
2.0 EcoFuel Eng. BSX (80kW)	06-				<b>05-0720</b>	Ate	Ø 22,20	Alu
	2/06-				<b>55-0076</b>		Ø 15,87	
2.0 FSI Eng. AXW/ BLR/ BLX/ BLY (110kW)	03-				<b>05-0534</b>	Ate	Ø 22,20	Alu
	10/03-				<b>55-0076</b>		Ø 15,87	
2.0 FSI Eng. BJZ (85kW)	10/04-				<b>55-0076</b>		Ø 15,87	
2.0 TDi Eng. AZV (100kW)	03-				<b>05-0534</b>	Ate	Ø 22,20	Alu
	2/03-				<b>55-0076</b>		Ø 15,87	
2.0 TDi Eng. BKD/ BMM (103kW)	03-				<b>05-0534</b>	Ate	Ø 22,20	Alu
	06-				<b>05-0720</b>	Ate	Ø 22,20	Alu
	8/03-				<b>55-0076</b>		Ø 15,87	
2.0 TDi 16v Eng. BMN (125kW)	12/05-				<b>55-0076</b>		Ø 15,87	
<b>Vento (1H2) 11/91-9/98</b>								
1.4 Eng. ABD (40kW)	91-98		R		<b>04-0060</b>		Ø 17,46	
	-9/98				<b>05-0403</b>	Ate	Ø 22,20	Ch 1S385335-, +ABS, RHD
	91-98				<b>05-0207</b>		Ø 20,64	-ABS
1.4 Eng. AEX (44kW)	91-94		R		<b>04-0060</b>		Ø 17,46	
	-9/98				<b>05-0403</b>	Ate	Ø 22,20	Ch 1S385335-, +ABS, RHD
	91-94				<b>05-0207</b>		Ø 20,64	-ABS
1.6 Eng. ABU (55kW)	9/92-		R		<b>04-0060</b>		Ø 17,46	Ch -1S430000
	-98		R		<b>04-0349</b>		Ø 19,05	Ch 1S430001-
	-98		R		<b>04-0679</b>		Ø 19,05	Ch 1S430001-, Alu
	9/92-				<b>05-0207</b>		Ø 20,64	Ch -1S430000, -ABS
	-9/98				<b>05-0403</b>	Ate	Ø 22,20	Ch 1S385335-, +ABS, RHD
	-98				<b>05-0196</b>	Luc	Ø 22,20	Ch 1S430001-, -ABS
	-98				<b>05-0302</b>	Luc	Ø 22,20	Ch 1S430001-, Alu, -ABS
1.6 Eng. AEA/ AEE (55kW)	9/92-		R		<b>04-0060</b>		Ø 17,46	Ch -1S430000
	-98		R		<b>04-0349</b>		Ø 19,05	Ch 1S430001-
	-98		R		<b>04-0679</b>		Ø 19,05	Ch 1S430001-, Alu
	9/92-				<b>05-0207</b>		Ø 20,64	Ch -1S430000, -ABS
	-9/98				<b>05-0403</b>	Ate	Ø 22,20	Ch 1S385335-, +ABS, RHD
	-98				<b>05-0196</b>	Luc	Ø 22,20	Ch 1S430001-, -ABS
	-98				<b>05-0302</b>	Luc	Ø 22,20	Ch 1S430001-, Alu, -ABS
1.6 Eng. AEA/ AFT (74kW)	7/94-98		R		<b>04-0349</b>		Ø 19,05	A/T
	7/94-98		R		<b>04-0679</b>		Ø 19,05	Alu, A/T
					<b>05-0599</b>	Ate	Ø 23,81	Ch -1HZS385334, +ABS
	7/94-98				<b>05-0196</b>	Luc	Ø 22,20	-ABS
	7/94-98				<b>05-0302</b>	Luc	Ø 22,20	Alu, -ABS
	-98				<b>05-0490</b>	Ate	Ø 23,81	Ch 1HZS385335-, Alu, +ABS
1.8 Eng. AAM (55kW)	91-94		R		<b>04-0060</b>		Ø 17,46	M/T
	91-98		R		<b>04-0349</b>		Ø 19,05	A/T
	91-98		R		<b>04-0679</b>		Ø 19,05	Alu, A/T
	-9/98				<b>05-0403</b>	Ate	Ø 22,20	Ch 1S385335-, +ABS, RHD
	91-98				<b>05-0207</b>		Ø 20,64	-ABS
1.8 Eng. ABS/ ADZ (66kW)	91-		R		<b>04-0060</b>		Ø 17,46	Ch -1S430000, M/T
	-98		R		<b>04-0349</b>		Ø 19,05	Ch 1S430001-, A/T
	-98		R		<b>04-0679</b>		Ø 19,05	Ch 1S430001-, Alu, A/T
					<b>05-0599</b>	Ate	Ø 23,81	Ch -1HZS385334, +ABS
	-9/98				<b>05-0403</b>	Ate	Ø 22,20	Ch 1S385335-, +ABS, RHD
	91-98				<b>05-0207</b>		Ø 20,64	Exc. GT, -ABS
	91-98				<b>05-0196</b>	Luc	Ø 22,20	GT, -ABS
	91-98				<b>05-0302</b>	Luc	Ø 22,20	Alu, GT, -ABS
	-98				<b>05-0490</b>	Ate	Ø 23,81	Ch 1HZS385335-, Alu, +ABS
1.9 D Eng. 1Y (47-50kW)	91-98		R		<b>04-0060</b>		Ø 17,46	
	-9/98				<b>05-0403</b>	Ate	Ø 22,20	Ch 1S385335-, +ABS, RHD
	91-94				<b>05-0207</b>		Ø 20,64	-ABS
1.9 SDi Eng. AEY (47kW)	97-98		R		<b>04-0060</b>		Ø 17,46	
	-9/98				<b>05-0403</b>	Ate	Ø 22,20	Ch 1S385335-, +ABS, RHD
	97-98				<b>05-0207</b>		Ø 20,64	-ABS
1.9 TD Eng. AAZ (55kW)	91-		R		<b>04-0060</b>		Ø 17,46	Ch -1S430000
	-98		R		<b>04-0349</b>		Ø 19,05	Ch 1S430001-
	-98		R		<b>04-0679</b>		Ø 19,05	Ch 1S430001-, Alu
	-9/98				<b>05-0403</b>	Ate	Ø 22,20	Ch 1S385335-, +ABS, RHD
	91-				<b>05-0207</b>		Ø 20,64	Ch -1S430000, -ABS

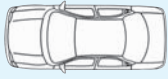









































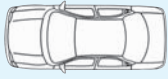






















		Spare Parts	F/R	L/R	METELLI ref.		DIMENSIONS mm.	NOTE
1.9 TD Eng. AAZ (55kW)	-98				<b>05-0196</b>	Luc	Ø 22,20	Ch 1S430001-, -ABS
	-98				<b>05-0302</b>	Luc	Ø 22,20	Ch 1S430001-, Alu, -ABS
1.9 TDi Eng. 1Z (66kW)	93-98		R		<b>04-0349</b>		Ø 19,05	A/T
	93-98		R		<b>04-0679</b>		Ø 19,05	Alu, A/T
	93-				<b>05-0599</b>	Ate	Ø 23,81	Ch -1HZS385334, +ABS
	93-98				<b>05-0196</b>	Luc	Ø 22,20	-ABS
	93-98				<b>05-0302</b>	Luc	Ø 22,20	Alu, -ABS
	-98				<b>05-0490</b>	Ate	Ø 23,81	Ch 1HZS385335-, Alu, +ABS
	93-98				<b>54-0025</b>	Ate	Ø 23,81	Alu
1.9 TDi Eng. AFN (81kW)	96-98		R		<b>04-0349</b>		Ø 19,05	A/T
	96-98		R		<b>04-0679</b>		Ø 19,05	Alu, A/T
	96-98				<b>05-0490</b>	Ate	Ø 23,81	Alu, +ABS
	96-98				<b>05-0196</b>	Luc	Ø 22,20	-ABS
	96-98				<b>05-0302</b>	Luc	Ø 22,20	Alu, -ABS
	96-98				<b>54-0025</b>	Ate	Ø 23,81	Alu
1.9 TDi Eng. AHU/ ALE (66kW)	93-98		R		<b>04-0349</b>		Ø 19,05	A/T
	93-98		R		<b>04-0679</b>		Ø 19,05	Alu, A/T
	93-				<b>05-0599</b>	Ate	Ø 23,81	Ch -1HZS385334, +ABS
	93-98				<b>05-0196</b>	Luc	Ø 22,20	-ABS
	93-98				<b>05-0302</b>	Luc	Ø 22,20	Alu, -ABS
	-98				<b>05-0490</b>	Ate	Ø 23,81	Ch 1HZS385335-, Alu, +ABS
	93-98				<b>54-0025</b>	Ate	Ø 23,81	Alu
2.0 Eng. 2E/ ADY/ AGG/ AKR (85kW)	91-				<b>05-0599</b>	Ate	Ø 23,81	Ch -1HZS385334, +ABS
	91-98				<b>05-0196</b>	Luc	Ø 22,20	-ABS
	91-98				<b>05-0302</b>	Luc	Ø 22,20	Alu, -ABS
	-98				<b>05-0490</b>	Ate	Ø 23,81	Ch 1HZS385335-, Alu, +ABS
	91-98				<b>54-0025</b>	Ate	Ø 23,81	Alu
2.0 GTI 16v Eng. ABF (110kW)	91-98				<b>05-0196</b>	Luc	Ø 22,20	-ABS
	91-98				<b>05-0302</b>	Luc	Ø 22,20	Alu, -ABS
2.8 VR6 Eng. AAA (128kW)	-98				<b>05-0599</b>	Ate	Ø 23,81	Ch -1HZS385334, +ABS
	-98				<b>05-0490</b>	Ate	Ø 23,81	Ch 1HZS385335-, Alu, +ABS
	92-98				<b>54-0025</b>	Ate	Ø 23,81	Alu

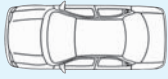




























## VOLKSWAGEN LCV

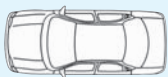





















<b>Caddy I (14) 8/82-7/92</b>								
1.5 Eng. JB (51kW)	8/82-		R		<b>04-0060</b>		Ø 17,46	Ch -14H011048
	-83		R		<b>04-0349</b>		Ø 19,05	Ch 14H011049-
	-83		R		<b>04-0679</b>		Ø 19,05	Ch 14H011049-, Alu
	8/82-				<b>05-0041</b>		Ø 20,64	Ch -14H011048
	82-83				<b>05-0040</b>		Ø 20,64	
	-83				<b>05-0142</b>	Ate	Ø 20,64	Ch 14H011049-, -ABS, LHD
1.6 Eng. EM/ EW (55kW)	-7/92		R		<b>04-0349</b>		Ø 19,05	Ch 14H011049-
	-7/92		R		<b>04-0679</b>		Ø 19,05	Ch 14H011049-, Alu
	8/82-		R		<b>04-0060</b>		Ø 17,46	Ch -14H011048
	-7/92				<b>05-0142</b>	Ate	Ø 20,64	Ch 14H011049-, -ABS, LHD
	8/82-				<b>05-0041</b>		Ø 20,64	Ch -14H011048
	8/82- 7/92				<b>05-0040</b>		Ø 20,64	
1.6 D Eng. JK/ ME (40kW)	-7/92		R		<b>04-0349</b>		Ø 19,05	Ch 14H011049-
	-7/92		R		<b>04-0679</b>		Ø 19,05	Ch 14H011049-, Alu
	8/82-		R		<b>04-0060</b>		Ø 17,46	Ch -14H011048
	-7/92				<b>05-0142</b>	Ate	Ø 20,64	Ch 14H011049-, -ABS, LHD
	8/82-				<b>05-0041</b>		Ø 20,64	Ch -14H011048
	8/82- 7/92				<b>05-0040</b>		Ø 20,64	
1.8 Eng. JH (70kW)	-7/92		R		<b>04-0349</b>		Ø 19,05	Ch 14H011049-
	-7/92		R		<b>04-0679</b>		Ø 19,05	Ch 14H011049-, Alu
	85-		R		<b>04-0060</b>		Ø 17,46	Ch -14H011048
	-7/92				<b>05-0142</b>	Ate	Ø 20,64	Ch 14H011049-, -ABS, LHD
	85-				<b>05-0041</b>		Ø 20,64	Ch -14H011048
	85-7/92				<b>05-0040</b>		Ø 20,64	
<b>Caddy II (9K9) 11/95-1/04</b>								
1.4 Eng. AEX/ AKV/ APQ (44kW)	95-04		R		<b>04-0594</b>		Ø 20,64	Alu
	-04				<b>05-0482</b>	Bosch	Ø 22,20	Ch KX514001-, Alu, -ABS, RHD
	95-04				<b>05-0490</b>	Ate	Ø 23,81	Alu, +ABS
	95-04				<b>05-0196</b>	Luc	Ø 22,20	-ABS

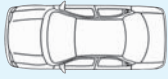








		Spare Parts	F/R	L/R	METELLI ref.		DIMENSIONS mm.	NOTE
1.4 Eng. AEX/ AKV/ APQ (44kW)	95-04				<b>05-0302</b>	Luc	Ø 22,20	Alu, -ABS
1.4 Eng. AUD (44kW)	95-04		R		<b>04-0594</b>		Ø 20,64	Alu
	-04				<b>05-0482</b>	Bosch	Ø 22,20	Ch KX514001-, Alu, -ABS, RHD
	95-04				<b>05-0490</b>	Ate	Ø 23,81	Alu, +ABS
	95-04				<b>05-0196</b>	Luc	Ø 22,20	-ABS
	95-04				<b>05-0302</b>	Luc	Ø 22,20	Alu, -ABS
1.4 16v Eng. AHW/ AKQ/ APE/ AUA (55kW)	00-04		R		<b>04-0594</b>		Ø 20,64	Alu
	00-04				<b>05-0490</b>	Ate	Ø 23,81	Alu, +ABS
	00-04				<b>05-0196</b>	Luc	Ø 22,20	-ABS
	00-04				<b>05-0302</b>	Luc	Ø 22,20	Alu, -ABS
	-04				<b>05-0482</b>	Bosch	Ø 22,20	Ch KX514001-, Alu, -ABS, RHD
1.6 Eng. 1F (53-55kW)	95-00		R		<b>04-0594</b>		Ø 20,64	Alu
	-03				<b>05-0482</b>	Bosch	Ø 22,20	Ch KX514001-, Alu, -ABS, RHD
	95-00				<b>05-0490</b>	Ate	Ø 23,81	Alu, +ABS
	95-00				<b>05-0196</b>	Luc	Ø 22,20	-ABS
	95-00				<b>05-0302</b>	Luc	Ø 22,20	Alu, -ABS
1.6 Eng. AEE (55kW)	95-00		R		<b>04-0594</b>		Ø 20,64	Alu
	-03				<b>05-0482</b>	Bosch	Ø 22,20	Ch KX514001-, Alu, -ABS, RHD
	95-00				<b>05-0490</b>	Ate	Ø 23,81	Alu, +ABS
	95-00				<b>05-0196</b>	Luc	Ø 22,20	-ABS
	95-00				<b>05-0302</b>	Luc	Ø 22,20	Alu, -ABS
1.7 SDi Eng. AHB (42kW)	96-00		R		<b>04-0594</b>		Ø 20,64	Alu
	96-00				<b>05-0490</b>	Ate	Ø 23,81	Alu, +ABS
	96-00				<b>05-0196</b>	Luc	Ø 22,20	-ABS
	96-00				<b>05-0302</b>	Luc	Ø 22,20	Alu, -ABS
1.9 D Eng. 1Y (47kW)	95-04		R		<b>04-0594</b>		Ø 20,64	Alu
	-03				<b>05-0482</b>	Bosch	Ø 22,20	Ch KX514001-, Alu, -ABS, RHD
	95-04				<b>05-0490</b>	Ate	Ø 23,81	Alu, +ABS
	95-04				<b>05-0196</b>	Luc	Ø 22,20	-ABS
	95-04				<b>05-0302</b>	Luc	Ø 22,20	Alu, -ABS
1.9 D Eng. AEF (47kW)	95-04		R		<b>04-0594</b>		Ø 20,64	Alu
	-03				<b>05-0482</b>	Bosch	Ø 22,20	Ch KX514001-, Alu, -ABS, RHD
	95-04				<b>05-0490</b>	Ate	Ø 23,81	Alu, +ABS
	95-04				<b>05-0196</b>	Luc	Ø 22,20	-ABS
	95-04				<b>05-0302</b>	Luc	Ø 22,20	Alu, -ABS
1.9 SDi Eng. AEY/ AYQ (47kW)	95-04		R		<b>04-0594</b>		Ø 20,64	Alu
	-04				<b>05-0482</b>	Bosch	Ø 22,20	Ch KX514001-, Alu, -ABS, RHD
	95-04				<b>05-0490</b>	Ate	Ø 23,81	Alu, +ABS
	95-04				<b>05-0196</b>	Luc	Ø 22,20	-ABS
	95-04				<b>05-0302</b>	Luc	Ø 22,20	Alu, -ABS
1.9 TDi Eng. AHU/ ALE / ALH (66kW)	96-04		R		<b>04-0594</b>		Ø 20,64	Alu
	-03				<b>05-0482</b>	Bosch	Ø 22,20	Ch KX514001-, Alu, -ABS, RHD
	96-04				<b>05-0490</b>	Ate	Ø 23,81	Alu, +ABS
	96-04				<b>05-0196</b>	Luc	Ø 22,20	-ABS
	96-04				<b>05-0302</b>	Luc	Ø 22,20	Alu, -ABS
<b>Caddy II (9U7) Pick-Up 11/95-2/04</b>								
1.4 Eng. AEX/ AKV/ APQ (44kW)	11/95-		R		<b>04-0594</b>		Ø 20,64	Alu
	11/95-				<b>05-0196</b>	Luc	Ø 22,20	-ABS
	11/95-				<b>05-0302</b>	Luc	Ø 22,20	Alu, -ABS
1.4 Eng. AUA (55kW)	00-		R		<b>04-0594</b>		Ø 20,64	Alu
	00-				<b>05-0196</b>	Luc	Ø 22,20	-ABS
	00-				<b>05-0302</b>	Luc	Ø 22,20	Alu, -ABS
1.4 Eng. AUD (44kW)	11/95-		R		<b>04-0594</b>		Ø 20,64	Alu
	11/95-				<b>05-0196</b>	Luc	Ø 22,20	-ABS
	11/95-				<b>05-0302</b>	Luc	Ø 22,20	Alu, -ABS
1.6 Eng. 1F (53-55kW)	11/95-		R		<b>04-0594</b>		Ø 20,64	Alu
	11/95-				<b>05-0196</b>	Luc	Ø 22,20	-ABS
	11/95-				<b>05-0302</b>	Luc	Ø 22,20	Alu, -ABS
	95-				<b>05-0494</b>	Ate	Ø 23,81	Alu, +ABS
1.6 Eng. AEE (55kW)	11/95-		R		<b>04-0594</b>		Ø 20,64	Alu
	11/95-				<b>05-0196</b>	Luc	Ø 22,20	-ABS
	11/95-				<b>05-0302</b>	Luc	Ø 22,20	Alu, -ABS
	95-				<b>05-0494</b>	Ate	Ø 23,81	Alu, +ABS

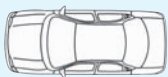





















		Spare Parts	F/R	L/R	METELLI ref.		DIMENSIONS mm.	NOTE
1.7 SDi Eng. AHB (42kW)	96-		R		<b>04-0594</b>		Ø 20,64	Alu
	96-				<b>05-0196</b>	Luc	Ø 22,20	-ABS
	96-				<b>05-0302</b>	Luc	Ø 22,20	Alu, -ABS
1.9 D Eng. 1Y (47kW)	11/95-		R		<b>04-0594</b>		Ø 20,64	Alu
	11/95-				<b>05-0196</b>	Luc	Ø 22,20	-ABS
	11/95-				<b>05-0302</b>	Luc	Ø 22,20	Alu, -ABS
	95-				<b>05-0494</b>	Ate	Ø 23,81	Alu, +ABS
1.9 D Eng. AEF (47kW)	11/95-		R		<b>04-0594</b>		Ø 20,64	Alu
	11/95-				<b>05-0196</b>	Luc	Ø 22,20	-ABS
	11/95-				<b>05-0302</b>	Luc	Ø 22,20	Alu, -ABS
	95-				<b>05-0494</b>	Ate	Ø 23,81	Alu, +ABS
1.9 SDi Eng. AEY/ AYQ (47kW)	11/95-		R		<b>04-0594</b>		Ø 20,64	Alu
	11/95-				<b>05-0196</b>	Luc	Ø 22,20	-ABS
	11/95-				<b>05-0302</b>	Luc	Ø 22,20	Alu, -ABS
1.9 TDi Eng. AHU/ ALE (66kW)	96-		R		<b>04-0594</b>		Ø 20,64	Alu
	96-				<b>05-0196</b>	Luc	Ø 22,20	-ABS
	96-				<b>05-0302</b>	Luc	Ø 22,20	Alu, -ABS
<b>Caddy III (2KA, KB) 3/04-</b>								
1.4 16v Eng. BCA (55kW)	04-				<b>05-0534</b>	Ate	Ø 22,20	Alu
1.4 16v Eng. BUD (59kW)	06-				<b>05-0534</b>	Ate	Ø 22,20	Alu
1.6 Eng. BGU (75kW)	05-				<b>05-0534</b>	Ate	Ø 22,20	Alu
1.9 TDi Eng. BJB (77kW)	05-				<b>05-0534</b>	Ate	Ø 22,20	Alu
1.9 TDi Eng. BSU (55kW)	05-				<b>05-0534</b>	Ate	Ø 22,20	Alu
2.0 EcoFuel Eng. BSX (80kW)	06-				<b>05-0534</b>	Ate	Ø 22,20	Alu
2.0 SDi Eng. BDJ (51kW)	05-				<b>05-0534</b>	Ate	Ø 22,20	Alu
2.0 TDi Eng. BMM (103kW)	07-				<b>05-0534</b>	Ate	Ø 22,20	Alu
<b>Crafter (2E) 4/06-</b>								
2.5 TDi Eng. BJJ (65kW)	06-				<b>05-0752</b>	Bosch	Ø 25,40	Alu, Cod. ID PR 5EW
2.5 TDi Eng. BJK (80kW)	06-				<b>05-0752</b>	Bosch	Ø 25,40	Alu, Cod. ID PR 5EW
2.5 TDi Eng. BJL (100kW)	06-				<b>05-0752</b>	Bosch	Ø 25,40	Alu, Cod. ID PR 5EW
2.5 TDi Eng. BJM (120kW)	06-				<b>05-0752</b>	Bosch	Ø 25,40	Alu, Cod. ID PR 5EW
<b>Fox Van II 4/05-</b>								
1.4 TDi Eng. BNM (51kW)	05-		R		<b>04-0608</b>		Ø 17,46	Alu
	05-				<b>05-0404</b>	Fte	Ø 20,64	Alu, +ABS
<b>LT I 28-35 (281-363) 4/75-6/96</b>								
2.0 Eng. CH (55kW)	75-83		R		<b>04-0394</b>		Ø 25,40	Exc. 4WD
	75-83		R		<b>04-0684</b>		Ø 26,80	3650 mm
2.4 Eng. DL (66kW)	82-92		R		<b>04-0394</b>		Ø 25,40	
	82-92		R		<b>04-0684</b>		Ø 26,80	3650 mm
2.4 D Eng. 1S/ ACT (51kW)	89-96		R		<b>04-0394</b>		Ø 25,40	Exc. 4WD
	89-96		R		<b>04-0684</b>		Ø 26,80	3650 mm
2.4 D Eng. CP/ DW (55kW)	-7/90		R		<b>04-0684</b>		Ø 26,80	3650 mm
	79-92		R		<b>04-0394</b>		Ø 25,40	Exc. 4WD
2.4 i Eng. 1E (69kW)	94-96		R		<b>04-0394</b>		Ø 25,40	Exc. 4WD
	94-96		R		<b>04-0684</b>		Ø 26,80	3650 mm
2.4 TD Eng. 1G (68kW)	88-90		R		<b>04-0394</b>		Ø 25,40	Exc. 4WD
	88-90		R		<b>04-0684</b>		Ø 26,80	3650 mm
2.4 TD Eng. ACL (70kW)	92-96		R		<b>04-0394</b>		Ø 25,40	Exc. 4WD
	92-96		R		<b>04-0684</b>		Ø 26,80	3650 mm
2.4 TD Eng. DV (75kW)	86-90		R		<b>04-0394</b>		Ø 25,40	Exc. 4WD
	86-90		R		<b>04-0684</b>		Ø 26,80	3650 mm
2.7 D Eng. CG (48kW)	75-80		R		<b>04-0394</b>		Ø 25,40	Exc. 4WD
	75-80		R		<b>04-0684</b>		Ø 26,80	3650 mm
<b>LT I 40-55 (291-293-512-909) 4/75-6/96</b>								
2.0 Eng. CH (55kW)	75-83		R		<b>04-0394</b>		Ø 25,40	Exc. 4WD
	75-83		R		<b>04-0684</b>		Ø 26,80	3650 mm
2.4 D Eng. 1S/ ACT (51kW)	90-96		R		<b>04-0394</b>		Ø 25,40	Exc. 4WD
	90-96		R		<b>04-0684</b>		Ø 26,80	3650 mm
2.4 D, 4WD Eng. CP/ DW (55kW)	78-90		R		<b>04-0395</b>		Ø 25,40	4WD
	78-90		R		<b>04-0394</b>		Ø 25,40	Exc. 4WD
	78-90		R		<b>04-0684</b>		Ø 26,80	3650 mm
2.4 i Eng. 1E (69kW)	94-96		R		<b>04-0394</b>		Ø 25,40	Exc. 4WD
	94-96		R		<b>04-0684</b>		Ø 26,80	3650 mm

		Spare Parts	F/R	L/R	METELLI ref.		DIMENSIONS mm.	NOTE
2.4 TD Eng. 1G (68kW)	88-90		R		<b>04-0394</b>		Ø 25,40	Exc. 4WD
	88-90		R		<b>04-0684</b>		Ø 26,80	3650 mm
2.4 TD Eng. ACL (70kW)	92-96		R		<b>04-0394</b>		Ø 25,40	Exc. 4WD
	92-96		R		<b>04-0684</b>		Ø 26,80	3650 mm
2.4 TD, 4WD Eng. DV (75kW)	78-90		R		<b>04-0395</b>		Ø 25,40	4WD
	78-90		R		<b>04-0394</b>		Ø 25,40	Exc. 4WD
	78-90		R		<b>04-0684</b>		Ø 26,80	3650 mm
2.4, 4WD Eng. DL (66kW)	82-90		R		<b>04-0395</b>		Ø 25,40	4WD
	82-90		R		<b>04-0394</b>		Ø 25,40	Exc. 4WD
	82-90		R		<b>04-0684</b>		Ø 26,80	3650 mm
<b>LT II 28-46 (2DX0AE, FE, 2DM) 5/96-</b>								
2.3 Eng. AGL (105kW)	5/96-				<b>05-0308</b>		Ø 23,81	Ch 2DZX004788-2DZ2011024, +ABS
					<b>05-0473</b>	Bosch	Ø 25,40	Ch 2DZ2011025-, +ABS
					<b>55-0081</b>		Ø 19,05	
2.5 SDi Eng. AGX (55kW)	7/96-				<b>05-0308</b>		Ø 23,81	Ch 2DZX004788-2DZ2011024, +ABS
					<b>05-0473</b>	Bosch	Ø 25,40	Ch 2DZ2011025-, +ABS
2.5 TDi Eng. AHD (75kW)	5/96-8/99				<b>05-0308</b>		Ø 23,81	Ch 2DZX004788-2DZ2011024, +ABS
					<b>05-0473</b>	Bosch	Ø 25,40	Ch 2DZ2011025-, +ABS
					<b>55-0081</b>		Ø 19,05	
2.5 TDi Eng. ANJ/ AVR (80kW)	5/99-				<b>05-0308</b>		Ø 23,81	Ch 2DZX004788-2DZ2011024, +ABS
					<b>05-0473</b>	Bosch	Ø 25,40	Ch 2DZ2011025-, +ABS
2.5 TDi Eng. APA (66kW)	5/99-				<b>05-0308</b>		Ø 23,81	Ch 2DZX004788-2DZ2011024, +ABS
					<b>05-0473</b>	Bosch	Ø 25,40	Ch 2DZ2011025-, +ABS
2.5 TDi Eng. BBE (61kW)	5/01-				<b>05-0308</b>		Ø 23,81	Ch 2DZX004788-2DZ2011024, +ABS
					<b>05-0473</b>	Bosch	Ø 25,40	Ch 2DZ2011025-, +ABS
2.5 TDi Eng. BBF (70kW)	5/01-				<b>05-0308</b>		Ø 23,81	Ch 2DZX004788-2DZ2011024, +ABS
					<b>05-0473</b>	Bosch	Ø 25,40	Ch 2DZ2011025-, +ABS
2.8 TDi Eng. AGK (92kW)	6/97-12/98				<b>05-0308</b>		Ø 23,81	Ch 2DZX004788-2DZ2011024, +ABS
					<b>05-0473</b>	Bosch	Ø 25,40	Ch 2DZ2011025-, +ABS
2.8 TDi Eng. ATA (96kW)	1/99-				<b>05-0308</b>		Ø 23,81	Ch 2DZX004788-2DZ2011024, +ABS
					<b>05-0473</b>	Bosch	Ø 25,40	Ch 2DZ2011025-, +ABS
2.8 TDi Eng. AUH/ BCQ (116kW)	4/02-				<b>05-0308</b>		Ø 23,81	Ch 2DZX004788-2DZ2011024, +ABS
					<b>05-0473</b>	Bosch	Ø 25,40	Ch 2DZ2011025-, +ABS
					<b>55-0081</b>		Ø 19,05	
<b>Polo Van I (86CF) 1/81-9/94</b>								
1.0 Eng. AAU (33kW)	10/81-		R		<b>04-0116</b>		Ø 14,29	Ch -F127903, -CF
	10/81-		R		<b>04-0060</b>		Ø 17,46	Ch -F127903, +CF
	-94		R		<b>04-0226</b>		Ø 15,87	Ch F127904-
	-94		R		<b>04-0349</b>		Ø 19,05	Ch F127904-, +CF
	-94		R		<b>04-0679</b>		Ø 19,05	Ch F127904-, Alu, +CF
	10/81-				<b>05-0040</b>		Ø 20,64	Ch -F127903, +Servo
	-94				<b>05-0039</b>		Ø 20,64	Ch F127904-, +Servo
1.3 Eng. AAV (40kW)	10/81-		R		<b>04-0116</b>		Ø 14,29	Ch -F127903, -CF
	10/81-		R		<b>04-0060</b>		Ø 17,46	Ch -F127903, +CF
	-94		R		<b>04-0226</b>		Ø 15,87	Ch F127904-
	-94		R		<b>04-0349</b>		Ø 19,05	Ch F127904-, +CF
	-94		R		<b>04-0679</b>		Ø 19,05	Ch F127904-, Alu, +CF
	10/81-				<b>05-0040</b>		Ø 20,64	Ch -F127903, +Servo
	-94				<b>05-0039</b>		Ø 20,64	Ch F127904-, +Servo
1.4 D Eng. 1W (35kW)	-94		R		<b>04-0226</b>		Ø 15,87	Ch F127904-, -CF
	-94		R		<b>04-0349</b>		Ø 19,05	Ch F127904-, +CF
	-94		R		<b>04-0679</b>		Ø 19,05	Ch F127904-, Alu, +CF
	-94				<b>05-0039</b>		Ø 20,64	Ch F127904-, +Servo
<b>Polo Van II (6NF) 10/94-</b>								
1.0 Eng. AAU (33kW)	94-		R		<b>04-0060</b>		Ø 17,46	
	10/94-				<b>05-0492</b>	Ate	Ø 22,20	Ch 6NZV000001-, Alu, +ABS
					<b>05-0403</b>	Ate	Ø 22,20	Ch -6NT2500000, +ABS



		Spare Parts	F/R	L/R	METELLI ref.		DIMENSIONS mm.	NOTE
1.0 Eng. AAU (33kW)	94-96				<b>05-0207</b>	Ate	Ø 20,64	-ABS
1.4 Eng. AEX/ AKV/ ANX/ APQ (44kW)	98-		R		<b>04-0060</b>		Ø 17,46	Exc. Germany
	98-		R		<b>04-0608</b>		Ø 17,46	Alu
	98-98-				<b>05-0492</b>	Ate	Ø 22,20	Ch 6NZV000001-, Alu, +ABS
					<b>05-0207</b>		Ø 20,64	Exc. Germany, -ABS
1.6 Eng. AEA (55kW)	94-95		R		<b>04-0060</b>		Ø 17,46	
	94-95		R		<b>04-0608</b>		Ø 17,46	Alu
1.7 SDi Eng. AKU (44kW)	97-99		R		<b>04-0060</b>		Ø 17,46	
	97-99		R		<b>04-0608</b>		Ø 17,46	Alu
	97-99				<b>05-0492</b>	Ate	Ø 22,20	Ch 6NZV000001-, Alu, +ABS
					<b>05-0207</b>	Ate	Ø 20,64	-ABS
1.9 D Eng. AEF (47kW)	94-99		R		<b>04-0060</b>		Ø 17,46	
	94-99		R		<b>04-0608</b>		Ø 17,46	Alu
	10/94-94-99				<b>05-0492</b>	Ate	Ø 22,20	Ch 6NZV000001-, Alu, +ABS
					<b>05-0403</b>	Ate	Ø 22,20	Ch -6NT2500000, +ABS
1.9 SDi Eng. AGD (47kW)	96-99		R		<b>04-0060</b>		Ø 17,46	
	96-99		R		<b>04-0608</b>		Ø 17,46	Alu
	96-				<b>05-0492</b>	Ate	Ø 22,20	Ch 6NZV000001-, Alu, +ABS
					<b>05-0403</b>	Ate	Ø 22,20	Ch -6NT2500000, +ABS
96-99				<b>05-0207</b>	Ate	Ø 20,64	-ABS	
<b>Taro 4/89-3/97</b>								
1.8 Eng. 2Y (61kW)	89-94		R		<b>04-0372</b>		Ø 22,20	
2.2 Eng. 4Y (69kW)	89-94		R		<b>04-0504</b>		Ø 22,20	
<b>Transporter II 8/67-7/79</b>								
1.6 Eng. AD/ AH/ AS (37kW)	72-79		R		<b>04-0278</b>		Ø 23,81	
	72-79				<b>05-0203</b>		Ø 23,81	
1.6 Eng. AF (34kW)	67-70		R		<b>04-0278</b>		Ø 23,81	
	67-70				<b>05-0203</b>		Ø 23,81	
1.8 Eng. AP (50kW)	73-75		R		<b>04-0278</b>		Ø 23,81	
	73-75				<b>05-0203</b>		Ø 23,81	
2.0 Eng. CJ/ GD/ GE (51-52kW)	75-79		R		<b>04-0278</b>		Ø 23,81	
	75-79				<b>05-0203</b>		Ø 23,81	
<b>Transporter III 5/79-7/92</b>								
1.6 Eng. CT (37kW)	79-82		R		<b>04-0278</b>		Ø 23,81	
	79-82				<b>05-0203</b>		Ø 23,81	
1.6 D Eng. CS (37kW)	81-87		R		<b>04-0278</b>		Ø 23,81	
	81-87				<b>05-0203</b>		Ø 23,81	
1.6 TD, Syncro Eng. JX (51kW)	12/84-90		R		<b>04-0278</b>		Ø 23,81	Syncro
	12/84-90				<b>05-0203</b>		Ø 23,81	Syncro
1.7 D Eng. KY (42kW)	89-92		R		<b>04-0278</b>		Ø 23,81	
	89-92				<b>05-0203</b>		Ø 23,81	
1.9 Eng. DF (44kW)	82-92		R		<b>04-0278</b>		Ø 23,81	
	82-92				<b>05-0203</b>		Ø 23,81	
1.9 Eng. DH (61kW)	83-89		R		<b>04-0278</b>		Ø 23,81	
	83-89				<b>05-0203</b>		Ø 23,81	
1.9 Eng. GW (66kW)	83-89		R		<b>04-0278</b>		Ø 23,81	
	83-89				<b>05-0203</b>		Ø 23,81	
1.9, Syncro Eng. DF/ DG (44-57kW)	82-92		R		<b>04-0278</b>		Ø 23,81	
	82-92				<b>05-0203</b>		Ø 23,81	
2.0 Eng. CU/ CV (51kW)	79-86		R		<b>04-0278</b>		Ø 23,81	
	79-86				<b>05-0203</b>		Ø 23,81	
2.1 i Eng. SS (68kW)	89-92		R		<b>04-0278</b>		Ø 23,81	
	89-92				<b>05-0203</b>		Ø 23,81	
2.1, Syncro Eng. DJ (82kW)	85-92		R		<b>04-0278</b>		Ø 23,81	
	85-92				<b>05-0203</b>		Ø 23,81	
2.1, Syncro Eng. MV (70kW)	85-92		R		<b>04-0278</b>		Ø 23,81	
	85-92				<b>05-0203</b>		Ø 23,81	
2.1, Syncro Eng. SR (64kW)	86-92		R		<b>04-0278</b>		Ø 23,81	
	86-92				<b>05-0203</b>		Ø 23,81	
<b>Transporter IV (70XA/B/C/D, DB, 7DW) 7/90-3/03</b>								
1.8 Eng. PD (49kW)	90-		R		<b>04-0609</b>		Ø 20,64	Ch M033888-70T199999
			R		<b>04-0661</b>		Ø 19,05	Ch -M033887

			Spare Parts	F/R	L/R	METELLI ref.		DIMENSIONS mm.	NOTE
1.8 Eng. PD (49kW)	90-92					<b>05-0489</b>	Ate	Ø 22,20	Alu, +ABS
	90-92					<b>05-0196</b>	Luc	Ø 22,20	-ABS
	90-92					<b>05-0302</b>	Luc	Ø 22,20	Alu, -ABS
	12/90-7/92					<b>55-0082</b>		Ø 19,05	Ch -70V116000
1.9 D Eng. 1X (44-45kW)	90-			R		<b>04-0609</b>		Ø 20,64	Ch M033888-70T199999
	-9/03			R		<b>04-0661</b>		Ø 19,05	Ch -M033887
	-9/03					<b>05-0311</b>	Ate	Ø 23,81	Ch 70S127806-, Pinza/Caliper Lucas, +ABS
	-9/03					<b>05-0398</b>	Ate	Ø 23,81	Ch 70S127806-, Pinza/Caliper Lucas, -ABS, LHD
	90-					<b>05-0451</b>		Ø 25,40	Alu, Pinza/Caliper ATE, +ABS, -ESP
	90-					<b>05-0489</b>	Ate	Ø 22,20	Ch -70S127805, Alu, +ABS
	90-					<b>05-0196</b>	Luc	Ø 22,20	Ch -70S127805, -ABS
	90-					<b>05-0302</b>	Luc	Ø 22,20	Ch -70S127805, Alu, -ABS
	-03					<b>05-0605</b>	Ate	Ø 25,40	Ch 70ZY027264-, Alu, Pinza/Caliper ATE, +ABS, +ESP
	5/96-9/03					<b>05-0604</b>	Ate	Ø 25,40	Alu, Pinza/Caliper ATE, -ABS
	7/90-					<b>54-0025</b>	Ate	Ø 23,81	Alu
	7/90-					<b>54-0056</b>		Ø 19,05	
7/90-					<b>55-0082</b>		Ø 19,05	Ch -70V116000	
1.9 TD Eng. ABL (50kW)	92-			R		<b>04-0609</b>		Ø 20,64	Ch M033888-70T199999
	-9/03			R		<b>04-0661</b>		Ø 19,05	Ch -M033887
	-9/03					<b>05-0311</b>	Ate	Ø 23,81	Ch 70S127806-, Pinza/Caliper Lucas, +ABS
	-9/03					<b>05-0398</b>	Ate	Ø 23,81	Ch 70S127806-, Pinza/Caliper Lucas, -ABS, LHD
	92-					<b>05-0451</b>		Ø 25,40	Alu, Pinza/Caliper ATE, +ABS, -ESP
	92-					<b>05-0489</b>	Ate	Ø 22,20	Ch -70S127805, Alu, +ABS
	92-					<b>05-0196</b>	Luc	Ø 22,20	Ch -70S127805, -ABS
	92-					<b>05-0302</b>	Luc	Ø 22,20	Ch -70S127805, Alu, -ABS
	-03					<b>05-0605</b>	Ate	Ø 25,40	Ch 70ZY027264-, Alu, Pinza/Caliper ATE, +ABS, +ESP
	5/96-9/03					<b>05-0604</b>	Ate	Ø 25,40	Alu, Pinza/Caliper ATE, -ABS
	92-					<b>54-0025</b>	Ate	Ø 23,81	Alu
	10/92-					<b>54-0056</b>		Ø 19,05	
10/92-					<b>55-0082</b>		Ø 19,05	Ch -70V116000	
2.0 Eng. AAC (62kW)	90-			R		<b>04-0609</b>		Ø 20,64	Ch M033888-70T199999
	90-			R		<b>04-0661</b>		Ø 19,05	Ch -M033887
	-9/03					<b>05-0311</b>	Ate	Ø 23,81	Ch 70S127806-, Pinza/Caliper Lucas, +ABS
	-9/03					<b>05-0398</b>	Ate	Ø 23,81	Ch 70S127806-, Pinza/Caliper Lucas, -ABS, LHD
	90-					<b>05-0489</b>	Ate	Ø 22,20	Ch -70S127805, Alu, +ABS
	90-					<b>05-0196</b>	Luc	Ø 22,20	Ch -70S127805, -ABS
	90-					<b>05-0302</b>	Luc	Ø 22,20	Ch -70S127805, Alu, -ABS
	96-9/03					<b>05-0451</b>	Ate	Ø 25,40	Alu, Pinza/Caliper ATE, +ABS, -ESP
	-03					<b>05-0605</b>	Ate	Ø 25,40	Ch 70ZY027264-, Alu, Pinza/Caliper ATE, +ABS, +ESP
	5/96-9/03					<b>05-0604</b>	Ate	Ø 25,40	Alu, Pinza/Caliper ATE, -ABS
	7/90-					<b>54-0025</b>	Ate	Ø 23,81	Alu
	9/90-					<b>54-0056</b>		Ø 19,05	
9/90-					<b>55-0082</b>		Ø 19,05	Ch -70V116000	
2.4 D Eng. AJA (55kW)	97-			R		<b>04-0609</b>		Ø 20,64	Ch M033888-70T199999
	97-			R		<b>04-0661</b>		Ø 19,05	Ch -M033887
	-9/03					<b>05-0311</b>	Ate	Ø 23,81	Ch 70S127806-, Pinza/Caliper Lucas, +ABS
	-9/03					<b>05-0398</b>	Ate	Ø 23,81	Ch 70S127806-, Pinza/Caliper Lucas, -ABS, LHD
	97-					<b>05-0451</b>		Ø 25,40	Alu, Pinza/Caliper ATE, +ABS, -ESP
	97-					<b>05-0489</b>	Ate	Ø 22,20	Ch -70S127805, Alu, +ABS
	97-					<b>05-0196</b>	Luc	Ø 22,20	Ch -70S127805, -ABS
	97-					<b>05-0302</b>	Luc	Ø 22,20	Ch -70S127805, Alu, -ABS
	-03					<b>05-0605</b>	Ate	Ø 25,40	Ch 70ZY027264-, Alu, Pinza/Caliper ATE, +ABS, +ESP
	8/97-9/03					<b>05-0604</b>	Ate	Ø 25,40	Alu, Pinza/Caliper ATE, -ABS
	97-					<b>54-0025</b>	Ate	Ø 23,81	Alu
	8/97-					<b>54-0056</b>		Ø 19,05	
2.4 D, Syncro Eng. AAB (57kW)	90-			R		<b>04-0609</b>		Ø 20,64	Ch M033888-70T199999
	90-			R		<b>04-0661</b>		Ø 19,05	Ch -M033887
	-9/03					<b>05-0311</b>	Ate	Ø 23,81	Ch 70S127806-, Pinza/Caliper Lucas, +ABS
	-9/03					<b>05-0398</b>	Ate	Ø 23,81	Ch 70S127806-, Pinza/Caliper Lucas, -ABS, LHD
90-					<b>05-0451</b>		Ø 25,40	Alu, Pinza/Caliper ATE, +ABS, -ESP	

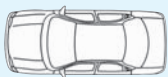


































		Spare Parts	F/R	L/R	METELLI ref.		DIMENSIONS mm.	NOTE
2.4 D, Syncro Eng. AAB (57kW)		90-			<b>05-0489</b>	Ate	Ø 22,20	Ch -70S127805, Alu, +ABS
		90-			<b>05-0196</b>	Luc	Ø 22,20	Ch -70S127805, -ABS
		90-			<b>05-0302</b>	Luc	Ø 22,20	Ch -70S127805, Alu, -ABS
		-03			<b>05-0605</b>	Ate	Ø 25,40	Ch 70ZY027264-, Alu, Pinza/Caliper ATE, +ABS, +ESP
		5/96-9/03			<b>05-0604</b>	Ate	Ø 25,40	Alu, Pinza/Caliper ATE, -ABS
		7/90-			<b>54-0025</b>	Ate	Ø 23,81	Alu
		9/90-			<b>54-0056</b>		Ø 19,05	
		9/90-			<b>55-0082</b>		Ø 19,05	Ch -70V116000
		2.5 Eng. AAF/ ACU (81kW)		90-	R		<b>04-0609</b>	
90-	R				<b>04-0661</b>		Ø 19,05	Ch -M033887
11/92-					<b>05-0451</b>		Ø 25,40	Alu, Pinza/Caliper ATE, +ABS, -ESP
-9/03					<b>05-0311</b>	Ate	Ø 23,81	Ch 70S127806-, Pinza/Caliper Lucas, +ABS
-9/03					<b>05-0398</b>	Ate	Ø 23,81	Ch 70S127806-, Pinza/Caliper Lucas, -ABS, LHD
90-					<b>05-0489</b>	Ate	Ø 22,20	Ch -70S127805, Alu, +ABS
90-					<b>05-0196</b>	Luc	Ø 22,20	Ch -70S127805, -ABS
90-					<b>05-0302</b>	Luc	Ø 22,20	Ch -70S127805, Alu, -ABS
-03					<b>05-0605</b>	Ate	Ø 25,40	Ch 70ZY027264-, Alu, Pinza/Caliper ATE, +ABS, +ESP
5/96-9/03					<b>05-0604</b>	Ate	Ø 25,40	Alu, Pinza/Caliper ATE, -ABS
11/90-					<b>54-0025</b>	Ate	Ø 23,81	Alu
11/90-					<b>54-0056</b>		Ø 19,05	
11/90-					<b>55-0082</b>		Ø 19,05	Ch -70V116000
2.5 Eng. AEN/ AEU (81kW)		90-	R		<b>04-0609</b>		Ø 20,64	Ch M033888-70T199999
		90-	R		<b>04-0661</b>		Ø 19,05	Ch -M033887
		11/92-			<b>05-0451</b>		Ø 25,40	Alu, Pinza/Caliper ATE, +ABS, -ESP
		-9/03			<b>05-0311</b>	Ate	Ø 23,81	Ch 70S127806-, Pinza/Caliper Lucas, +ABS
		-9/03			<b>05-0398</b>	Ate	Ø 23,81	Ch 70S127806-, Pinza/Caliper Lucas, -ABS, LHD
		90-			<b>05-0489</b>	Ate	Ø 22,20	Ch -70S127805, Alu, +ABS
		90-			<b>05-0196</b>	Luc	Ø 22,20	Ch -70S127805, -ABS
		90-			<b>05-0302</b>	Luc	Ø 22,20	Ch -70S127805, Alu, -ABS
		-03			<b>05-0605</b>	Ate	Ø 25,40	Ch 70ZY027264-, Alu, Pinza/Caliper ATE, +ABS, +ESP
		5/96-9/03			<b>05-0604</b>	Ate	Ø 25,40	Alu, Pinza/Caliper ATE, -ABS
		11/90-			<b>54-0025</b>	Ate	Ø 23,81	Alu
		11/90-			<b>54-0056</b>		Ø 19,05	
		11/90-			<b>55-0082</b>		Ø 19,05	Ch -70V116000
2.5 Eng. AET/ APL/ AVT (85kW)		7/96-			<b>05-0451</b>		Ø 25,40	Alu, Pinza/Caliper ATE, +ABS, -ESP
		-9/03			<b>05-0398</b>	Ate	Ø 23,81	Ch 70S127806-, Pinza/Caliper Lucas, -ABS, LHD
		96-			<b>05-0489</b>	Ate	Ø 22,20	Ch -70S127805, Alu, +ABS
		-03			<b>05-0605</b>	Ate	Ø 25,40	Ch 70ZY027264-, Alu, Pinza/Caliper ATE, +ABS, +ESP
		7/96-9/03			<b>05-0604</b>	Ate	Ø 25,40	Alu, Pinza/Caliper ATE, -ABS
		7/96-			<b>54-0025</b>	Ate	Ø 23,81	Alu
		7/96-			<b>54-0056</b>		Ø 19,05	
		7/96-			<b>55-0082</b>		Ø 19,05	Ch -70V116000
2.5 Syncro Eng. AAF/ ACU (81kW)		90-	R		<b>04-0609</b>		Ø 20,64	
		90-	R		<b>04-0661</b>		Ø 19,05	
		11/92-			<b>05-0451</b>		Ø 25,40	Alu, Pinza/Caliper ATE, +ABS, -ESP
		-9/03			<b>05-0311</b>	Ate	Ø 23,81	Pinza/Caliper Lucas, +ABS
		-9/03			<b>05-0398</b>	Ate	Ø 23,81	Pinza/Caliper Lucas, -ABS, LHD
		90-			<b>05-0489</b>	Ate	Ø 22,20	Alu, +ABS
		90-			<b>05-0196</b>	Luc	Ø 22,20	-ABS
		90-			<b>05-0302</b>	Luc	Ø 22,20	Alu, -ABS
		-03			<b>05-0605</b>	Ate	Ø 25,40	Ch 70ZY027264-, Alu, Pinza/Caliper ATE, +ABS, +ESP
		5/96-9/03			<b>05-0604</b>	Ate	Ø 25,40	Alu, Pinza/Caliper ATE, -ABS
11/90-			<b>54-0025</b>	Ate	Ø 23,81	Alu		
11/90-			<b>54-0056</b>		Ø 19,05			
11/90-			<b>55-0082</b>		Ø 19,05	Ch -70V116000		
2.5 Syncro Eng. AEN/ AEU (81kW)		90-	R		<b>04-0609</b>		Ø 20,64	
		90-	R		<b>04-0661</b>		Ø 19,05	
		11/92-			<b>05-0451</b>		Ø 25,40	Alu, Pinza/Caliper ATE, +ABS, -ESP
		-9/03			<b>05-0311</b>	Ate	Ø 23,81	Pinza/Caliper Lucas, +ABS

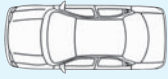
























































		Spare Parts	F/R	L/R	METELLI ref.		DIMENSIONS mm.	NOTE
2.5 Syncro Eng. AEN/ AEU (81kW)	-9/03				<b>05-0398</b>	Ate	Ø 23,81	Pinza/Caliper Lucas, -ABS, LHD
	90-				<b>05-0489</b>	Ate	Ø 22,20	Alu, +ABS
	90-				<b>05-0196</b>	Luc	Ø 22,20	-ABS
	90-				<b>05-0302</b>	Luc	Ø 22,20	Alu, -ABS
	-03				<b>05-0605</b>	Ate	Ø 25,40	Ch 70ZY027264-, Alu, Pinza/Caliper ATE, +ABS, +ESP
	5/96-9/03				<b>05-0604</b>	Ate	Ø 25,40	Alu, Pinza/Caliper ATE, -ABS
	11/90-				<b>54-0025</b>	Ate	Ø 23,81	Alu
	11/90-				<b>54-0056</b>		Ø 19,05	
	11/90-				<b>55-0082</b>		Ø 19,05	Ch -70V116000
2.5 Syncro Eng. AET/ APL/ AVT (85kW)	7/96-				<b>05-0451</b>		Ø 25,40	Alu, Pinza/Caliper ATE, +ABS, -ESP
	-9/03				<b>05-0398</b>	Ate	Ø 23,81	Pinza/Caliper Lucas, -ABS, LHD
	96-				<b>05-0489</b>	Ate	Ø 22,20	Alu, +ABS
	-03				<b>05-0605</b>	Ate	Ø 25,40	Ch 70ZY027264-, Alu, Pinza/Caliper ATE, +ABS, +ESP
	7/96-9/03				<b>05-0604</b>	Ate	Ø 25,40	Alu, Pinza/Caliper ATE, -ABS
	7/96-				<b>54-0025</b>	Ate	Ø 23,81	Alu
	7/96-				<b>54-0056</b>		Ø 19,05	
	7/96-				<b>55-0082</b>		Ø 19,05	Ch -70V116000
2.5 TDi Eng. ACV/ AUF/ AYC (75kW)	95-		R		<b>04-0661</b>		Ø 19,05	
	-9/03				<b>05-0311</b>	Ate	Ø 23,81	Pinza/Caliper Lucas, +ABS
	95-				<b>05-0451</b>		Ø 25,40	Alu, Pinza/Caliper ATE, +ABS, -ESP
	95-9/03				<b>05-0398</b>	Ate	Ø 23,81	Pinza/Caliper Lucas, -ABS, LHD
	-03				<b>05-0605</b>	Ate	Ø 25,40	Ch 70ZY027264-, Alu, Pinza/Caliper ATE, +ABS, +ESP
	5/96-9/03				<b>05-0604</b>	Ate	Ø 25,40	Alu, Pinza/Caliper ATE, -ABS
2.5 TDi Eng. AHY/ AXG (111kW)	98-		R		<b>04-0661</b>		Ø 19,05	Ch -M033887
	98-				<b>05-0451</b>		Ø 25,40	Alu, Pinza/Caliper ATE, +ABS, -ESP
	-03				<b>05-0605</b>	Ate	Ø 25,40	Ch 70ZY027264-, Alu, Pinza/Caliper ATE, +ABS, +ESP
	5/98-9/03				<b>05-0604</b>	Ate	Ø 25,40	Alu, Pinza/Caliper ATE, -ABS
	2.5 TDi Eng. AJT/ AYY (65kW)	98-		R		<b>04-0661</b>		Ø 19,05
-9/03					<b>05-0311</b>	Ate	Ø 23,81	Ch 70S127806-, Pinza/Caliper Lucas, +ABS
98-					<b>05-0451</b>		Ø 25,40	Alu, Pinza/Caliper ATE, +ABS, -ESP
98-9/03					<b>05-0398</b>	Ate	Ø 23,81	Pinza/Caliper Lucas, -ABS, LHD
-03					<b>05-0605</b>	Ate	Ø 25,40	Ch 70ZY027264-, Alu, Pinza/Caliper ATE, +ABS, +ESP
5/98-9/03					<b>05-0604</b>	Ate	Ø 25,40	Alu, Pinza/Caliper ATE, -ABS
98-					<b>54-0025</b>	Ate	Ø 23,81	Alu
2.5 TDi Syncro Eng. ACV/ AXL (75kW)	95-		R		<b>04-0661</b>		Ø 19,05	Ch -M033887
	-9/03				<b>05-0311</b>	Ate	Ø 23,81	Ch 70S127806-, Pinza/Caliper Lucas, +ABS
	9/95-9/03				<b>05-0398</b>	Ate	Ø 23,81	Pinza/Caliper Lucas, -ABS, LHD
	95-				<b>05-0451</b>		Ø 25,40	Alu, Pinza/Caliper ATE, +ABS, -ESP
	-03				<b>05-0605</b>	Ate	Ø 25,40	Ch 70ZY027264-, Alu, Pinza/Caliper ATE, +ABS, +ESP
	5/96-9/03				<b>05-0604</b>	Ate	Ø 25,40	Alu, Pinza/Caliper ATE, -ABS
2.8 V6 Eng. AMV (150kW)	9/95-				<b>54-0025</b>	Ate	Ø 23,81	Alu
	2.8 VR6 Eng. AES (103kW)	-00				<b>05-0451</b>		Ø 25,40
95-00					<b>05-0311</b>	Ate	Ø 23,81	Ch 70S127806-, Pinza/Caliper Lucas, +ABS
95-00					<b>05-0451</b>		Ø 25,40	Alu, Pinza/Caliper ATE, +ABS, -ESP
-00					<b>05-0398</b>	Ate	Ø 23,81	Pinza/Caliper Lucas, -ABS, LHD
5/96-00					<b>05-0605</b>	Ate	Ø 25,40	Ch 70ZY027264-, Alu, Pinza/Caliper ATE, +ABS, +ESP
				<b>05-0604</b>	Ate	Ø 25,40	Alu, Pinza/Caliper ATE, -ABS	
<b>Vanagon 1/72-1/87</b>								
All models	72-87		R		<b>04-0278</b>		Ø 23,81	

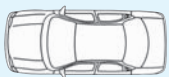













































## VOLVO

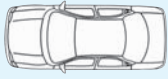














































<b>140 (142, 144, 145), SW 8/66-8/75</b>								
1.8 S Eng. B18B (74kW)	67-72				<b>05-0058</b>		Ø 22,20	
2.0 Eng. B20A (60kW)	68-74				<b>05-0058</b>		Ø 22,20	

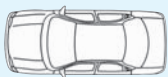




























































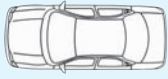




















		Spare Parts	F/R	L/R	METELLI ref.		DIMENSIONS mm.	NOTE
<b>240 (P242, 244, 245), SW 8/74-8/93</b>								
2.0 Eng. B19A/ K (66-70-71kW)	76-83				05-0048		Ø 22,30	
	76-83				05-0047		Ø 22,30/15,75	
2.0 Eng. B200K (75-76-77kW)	84-85				05-0048		Ø 22,30	
	84-85				05-0047		Ø 22,30/15,75	
2.0 Eng. B20A (60kW)	8/74-76				05-0048		Ø 22,30	
	8/74-76				05-0047		Ø 22,30/15,75	
2.1 Eng. B21A (71-74-79kW)	74-84				05-0048		Ø 22,30	
	74-84				05-0047		Ø 22,30/15,75	
2.1 T. Eng. B21ET (114kW)	80-84				05-0048		Ø 22,30	
	80-84				05-0047		Ø 22,30/15,75	
2.3 Eng. B230K (85-86kW)	86-88				05-0048		Ø 22,30	
	86-88				05-0047		Ø 22,30/15,75	
2.3 Eng. B23E (95-98-100kW)	80-89				05-0048		Ø 22,30	
	80-89				05-0047		Ø 22,30/15,75	
2.3 (Exc. SW) Eng. B23E (103kW)	78-80				05-0048		Ø 22,30	
	78-80				05-0047		Ø 22,30/15,75	
2.3 16v Eng. B230F (83-85kW)	86-93				05-0048		Ø 22,30	
	86-93				05-0047		Ø 22,30/15,75	
2.4 D Eng. D24 (58-60kW)	8/74-8/91				05-0048		Ø 22,30	
	8/74-8/91				05-0047		Ø 22,30/15,75	
<b>260 (P262, 264, 265), SW 8/74-7/82</b>								
2.7 Eng. B27A (92kW)	76-82				05-0048		Ø 22,30	
	76-82				05-0047		Ø 22,30/15,75	
2.7 Eng. B27F (109kW)	78-82				05-0048		Ø 22,30	
	78-82				05-0047		Ø 22,30/15,75	
2.7, Coupé Eng. B27E (104kW)	74-80				05-0048		Ø 22,30	
	74-80				05-0047		Ø 22,30/15,75	
<b>340-360 (343, 345, 344) 8/75-7/91</b>								
1.4 Eng. B14.3E (46-47kW)	79-85		R		04-0076		Ø 19,05	
	79-85		R		04-0326		Ø 20,64	Only 343
1.4 Eng. B14.4S (50-51-52kW)	75-88		R		04-0076		Ø 19,05	
	75-88		R		04-0326		Ø 20,64	Only 343
1.6 D Eng. D16 (40kW)	84-91		R		04-0076		Ø 19,05	
1.7 Eng. B172K (59-60-67kW)	85-91		R		04-0076		Ø 19,05	
2.0 Eng. B19A (65-66-68-70kW)	80-84		R		04-0326		Ø 20,64	
2.0 Eng. B200F/ EA (80-81-82kW)	88-89		R		04-0326		Ø 20,64	
2.0 Eng. B200K (75-77kW)	84-87		R		04-0326		Ø 20,64	
<b>440 K (445) 8/88-12/96</b>								
1.6 Eng. B16/ A/ B/ F (44-61kW)	9/94-3/96		R	L	04-0427		Ø 20,64	
	9/94-3/96		R	R	04-0428		Ø 20,64	
	9/94-3/96				05-0199		Ø 20,64	Alu, -ABS
1.7 Eng. B18EP (75-78kW)	8/88-12/92		R	L	04-0427		Ø 20,64	
	8/88-12/92		R	R	04-0428		Ø 20,64	
	8/88-12/92				05-0199		Ø 20,64	Alu, -ABS
1.7 Eng. B18F (70kW)	88-89		R	L	04-0427		Ø 20,64	
	88-89		R	R	04-0428		Ø 20,64	
	88-89				05-0199		Ø 20,64	Alu, -ABS
1.7 Eng. B18FP (75kW)	89-12/92		R	L	04-0427		Ø 20,64	
	89-12/92		R	R	04-0428		Ø 20,64	
	89-12/92				05-0199		Ø 20,64	Alu, -ABS
1.7 Eng. B18K/ KP (64kW)	88-90		R	L	04-0427		Ø 20,64	
	88-90		R	R	04-0428		Ø 20,64	
	88-96				05-0199		Ø 20,64	Alu, -ABS
1.7 T. Eng. B18FT (88-90kW)	9/94-3/96		R	L	04-0427		Ø 20,64	
	9/94-3/96		R	R	04-0428		Ø 20,64	
	8/88-3/96				05-0199		Ø 20,64	Alu, -ABS
1.8 Eng. B18U (66kW)	7/91-96		R	L	04-0427		Ø 20,64	
	7/91-96		R	R	04-0428		Ø 20,64	
	7/91-96				05-0199		Ø 20,64	Alu, -ABS
1.9 TD Eng. D19T (66kW)	94-96		R	L	04-0427		Ø 20,64	
	94-96		R	R	04-0428		Ø 20,64	
	94-96				05-0199		Ø 20,64	Alu, -ABS

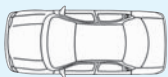































		Spare Parts	F/R	L/R	METELLI ref.		DIMENSIONS mm.	NOTE
2.0 Eng. B20F (80-81kW)	92-96		R	L	04-0427		Ø 20,64	
	92-96		R	R	04-0428		Ø 20,64	
	92-96				05-0199		Ø 20,64	Alu, -ABS
<b>460 L (464) 9/88-7/96</b>								
1.6 Eng. B16/ A/ B/ F (44-61kW)	9/94-3/96		R	L	04-0427		Ø 20,64	
	9/94-3/96		R	R	04-0428		Ø 20,64	
	9/94-3/96				05-0199		Ø 20,64	Alu, -ABS
1.7 Eng. B18EP (70-75-78kW)	89-92		R	L	04-0427		Ø 20,64	
	89-92		R	R	04-0428		Ø 20,64	
	89-92				05-0199		Ø 20,64	Alu, -ABS
1.7 T. Eng. B18FT (88kW)	9/94-3/96		R	L	04-0427		Ø 20,64	
	9/94-3/96		R	R	04-0428		Ø 20,64	
	89-96				05-0199		Ø 20,64	Alu, -ABS
1.7 T. Eng. B18FT (90kW)	9/94-3/96		R	L	04-0427		Ø 20,64	
	9/94-3/96		R	R	04-0428		Ø 20,64	
	91-96				05-0199		Ø 20,64	Alu, -ABS
1.8 Eng. B18U (66kW)	91-96		R	L	04-0427		Ø 20,64	
	91-96		R	R	04-0428		Ø 20,64	
	91-96				05-0199		Ø 20,64	Alu, -ABS
1.9 TD Eng. D19T (66kW)	94-96		R	L	04-0427		Ø 20,64	
	94-96		R	R	04-0428		Ø 20,64	
	94-96				05-0199		Ø 20,64	Alu, -ABS
2.0 Eng. B20F (80-81kW)	92-96		R	L	04-0427		Ø 20,64	
	92-96		R	R	04-0428		Ø 20,64	
	92-96				05-0199		Ø 20,64	Alu, -ABS
<b>480 E 4/86-7/96</b>								
1.7 Eng. B18E (78-80kW)	86-89				05-0199		Ø 20,64	Alu, -ABS
1.7 Eng. B18EP (75kW)	89-96				05-0199		Ø 20,64	Alu, -ABS
1.7 Eng. B18F (70kW)	87-89				05-0199		Ø 20,64	Alu, -ABS
1.7 T. Eng. B18FT (88-90kW)	87-96				05-0199		Ø 20,64	Alu, -ABS
2.0 Eng. B20F (80-81kW)	92-95				05-0199		Ø 20,64	Alu, -ABS
<b>66, SW 10/75-11/79</b>								
1.1 DL Eng. B11 (33kW)	75-78		R		04-0085		Ø 20,64	
1.3 GL Eng. B130 (42kW)	75-78		R		04-0085		Ø 20,64	
<b>740 (744, 745) 8/83-8/92</b>								
2.0 Eng. B200E (86kW)	87-88				05-0138	Luc	Ø 19,05	+ABS
2.0 Eng. B200G (89kW)	85-90				05-0138	Luc	Ø 19,05	+ABS
2.0 Eng. B200K (76kW)	88-90				05-0138	Luc	Ø 19,05	+ABS
2.3 Eng. B230A (82kW)	85-86				05-0138	Luc	Ø 19,05	+ABS
2.3 Eng. B230E (96kW)	84-8/90				05-0138	Luc	Ø 19,05	+ABS
2.3 Eng. B234F (111-114-117kW)	87-90				05-0138	Luc	Ø 19,05	+ABS
2.3 16v Eng. B230F (83-85kW)	85-90				05-0138	Luc	Ø 19,05	+ABS
2.3 T. Eng. B230FT (115-121-126kW)	86-89				05-0138	Luc	Ø 19,05	+ABS
2.4 TD Eng. D24T (80-83kW)	84-90				05-0138	Luc	Ø 19,05	+ABS
<b>740 (744, 745) SW 8/84-8/92</b>								
2.0 Eng. B200E (86kW)	88-12/91				05-0197		Ø 22,20/19,05	+ABS
2.0 Eng. B200F (80-81-82kW)	88-12/91				05-0197		Ø 22,20/19,05	+ABS
2.0 Eng. B200G (89kW)	88-12/91				05-0197		Ø 22,20/19,05	+ABS
2.3 Eng. B230E (96kW)	84-88				05-0197		Ø 22,20/19,05	+ABS
2.3 Eng. B234F (111-114-117kW)	87-90				05-0197		Ø 22,20/19,05	+ABS
2.3 T. Eng. B230FT (115-125kW)	86-89				05-0197		Ø 22,20/19,05	+ABS
2.4 D Eng. D24 (60kW)	84-90				05-0197		Ø 22,20/19,05	+ABS
2.4 TD Eng. D24T (80-83kW)	9/85-90				05-0197		Ø 22,20/19,05	+ABS
2.4 TDi Eng. D24TIC (85-90kW)	86-88				05-0197		Ø 22,20/19,05	+ABS
<b>760 (704, 764, 765) 8/81-7/92</b>								
2.0 T. Eng. B204FT/ GT (140-147kW)	86-89				05-0138	Luc	Ø 19,05	+ABS
2.3 T. Eng. B230ET (130-134kW)	84-85				05-0197	Ate	Ø 22,20/19,05	+ABS
	84-90				05-0138	Luc	Ø 19,05	+ABS
2.3 T. Eng. B23ET (127kW)	83-84				05-0197	Ate	Ø 22,20/19,05	+ABS
	83-84				05-0138	Luc	Ø 19,05	+ABS
2.4 D Eng. D24 (60kW)	86-90				05-0138	Luc	Ø 19,05	
2.4 TD Eng. D24T (80-83kW)	87-90				05-0138	Luc	Ø 19,05	
2.4 TDi Eng. D24TIC (85-90kW)	87-90				05-0138	Luc	Ø 19,05	

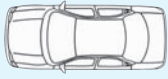

































		Spare Parts	F/R	L/R	METELLI ref.		DIMENSIONS mm.	NOTE
2.8 Eng. B28E/ B280E (115-122-125kW)	82-88				<b>05-0138</b>	Luc	Ø 19,05	
<b>760 (704, 764, 765) SW 8/81-7/92</b>								
2.3 16v Eng. B230F (83-85kW)	86-92				<b>05-0197</b>		Ø 22,20/19,05	+ABS
2.3 16v Eng. B230FB (96-110kW)	86-92				<b>05-0197</b>		Ø 22,20/19,05	+ABS
2.3 T. Eng. B230ET (134kW)	84-90				<b>05-0197</b>		Ø 22,20/19,05	+ABS
2.4 D Eng. D24 (60kW)	82-92				<b>05-0197</b>		Ø 22,20/19,05	+ABS
2.4 TD Eng. D24T (80-83kW)	87-92				<b>05-0197</b>		Ø 22,20/19,05	+ABS
2.4 TDi Eng. D24TIC (85-90kW)	87-92				<b>05-0197</b>		Ø 22,20/19,05	+ABS
2.8 Eng. B280F (105-108kW)	86-91				<b>05-0197</b>		Ø 22,20/19,05	+ABS
2.8 Eng. B28A (95kW)	86-87				<b>05-0197</b>		Ø 22,20/19,05	+ABS
2.8 Eng. B28E/ B280E (115kW)	81-88				<b>05-0197</b>		Ø 22,20/19,05	+ABS
<b>850 (LS, LW), SW 6/91-12/96</b>								
2.0 Eng. B5202S (93kW)	94-				<b>05-0576</b>		Ø 23,81/20,64	Alu, +ABS, +ASR
	94-				<b>05-0575</b>		Ø 23,81/20,64	Alu, +ABS, -ASR
2.0 20v Eng. B5204F (105kW)	91-				<b>05-0576</b>		Ø 23,81/20,64	Alu, +ABS, +ASR
	91-				<b>05-0575</b>		Ø 23,81/20,64	Alu, +ABS, -ASR
2.0 T. Eng. B5204T/ FT (155kW)	93-				<b>05-0576</b>		Ø 23,81/20,64	Alu, +ABS, +ASR
	93-				<b>05-0575</b>		Ø 23,81/20,64	Alu, +ABS, -ASR
2.3 T5 Eng. B5234FT (166kW)	93-				<b>05-0576</b>		Ø 23,81/20,64	Alu, +ABS, +ASR
	93-				<b>05-0575</b>		Ø 23,81/20,64	Alu, +ABS, -ASR
2.3 T5-R Eng. B5234T4 (184kW)	9/95-				<b>05-0576</b>		Ø 23,81/20,64	Alu, +ABS, +ASR
	9/95-				<b>05-0575</b>		Ø 23,81/20,64	Alu, +ABS, -ASR
2.4 AWD SW Eng. B5254T (142kW)	96-12/96				<b>05-0576</b>		Ø 23,81/20,64	Alu, +ABS, +ASR
	96-12/96				<b>05-0575</b>		Ø 23,81/20,64	Alu, +ABS, -ASR
2.5 Eng. B5252S (106kW)	94-96				<b>05-0576</b>		Ø 23,81/20,64	Alu, +ABS, +ASR
	94-96				<b>05-0575</b>		Ø 23,81/20,64	Alu, +ABS, -ASR
2.5 Eng. B5254S (125kW)	92-				<b>05-0576</b>		Ø 23,81/20,64	Alu, +ABS, +ASR
	92-				<b>05-0575</b>		Ø 23,81/20,64	Alu, +ABS, -ASR
2.5 TDi Eng. D5252T (103kW)	9/95-				<b>05-0576</b>		Ø 23,81/20,64	Alu, +ABS, +ASR
	9/95-				<b>05-0575</b>		Ø 23,81/20,64	Alu, +ABS, -ASR
<b>940 I (944, 945), SW 8/90-7/95</b>								
2.3 Eng. B234F (111-114-118kW)	90-12/91				<b>05-0138</b>	Luc	Ø 19,05	+ABS
2.3 16v Eng. B230FB/ G (96-100kW)	90-12/91				<b>05-0138</b>	Luc	Ø 19,05	+ABS
2.3 T. Eng. B230FT (115-121-126kW)	90-12/91				<b>05-0138</b>	Luc	Ø 19,05	+ABS
2.4 D Eng. D24 (60kW)	90-12/91				<b>05-0138</b>	Luc	Ø 19,05	+ABS
2.4 TD Eng. D24T (80-83kW)	90-91				<b>05-0138</b>	Luc	Ø 19,05	+ABS
2.4 TDi Eng. D24TIC (85-90kW)	90-12/91				<b>05-0138</b>	Luc	Ø 19,05	+ABS
<b>960 I (964, 965), SW 8/90-7/94</b>								
2.4 TDi Eng. D24TIC (85-90kW)	9/91-12/91				<b>05-0138</b>	Luc	Ø 19,05	
2.9 Eng. B6304F/ S (150kW)	8/90-12/91				<b>05-0138</b>	Luc	Ø 19,05	
<b>C30 12/06-</b>								
1.6 Eng. B4164S3 (74kW)	12/06-				<b>55-0089</b>		Ø 19,05	
1.6 D Eng. D4164T (80kW)	12/06-				<b>55-0089</b>		Ø 19,05	
1.8 Eng. B4184S11/ S8 (92kW)	12/06-				<b>55-0089</b>		Ø 19,05	
2.0 Eng. B4204S3 (107kW)	12/06-				<b>55-0089</b>		Ø 19,05	
2.0 D 20v Eng. D4204T (100kW)	12/06-				<b>55-0089</b>		Ø 19,05	
2.4 Eng. B5244S (125kW)	10/06-				<b>55-0088</b>		Ø 19,05	
2.4 D5 Eng. D5244T8 (132kW)	12/06-				<b>55-0089</b>		Ø 19,05	
2.5 T5 Eng. B5254T (169kW)	6/08-				<b>55-0088</b>		Ø 19,05	
2.5 T5 Eng. B5254T3 (162kW)	12/06-				<b>55-0088</b>		Ø 19,05	
<b>C70 I Coupe, Cabrio 3/97-2/06</b>								
2.0 T. Eng. B5204T3 (166kW)	1/99-				<b>05-0577</b>		Ø 23,81	Alu, +ABS, -TC
	-12/98				<b>05-0576</b>		Ø 23,81/20,64	Alu, +ABS, +ASR
	-12/98				<b>05-0575</b>		Ø 23,81/20,64	Alu, +ABS, -ASR
	-7/98				<b>55-0080</b>		Ø 19,05	
2.0 T. Eng. B5204T4 (120kW)	00-02				<b>05-0577</b>		Ø 23,81	Alu, +ABS, -TC
2.0 T. Cabrio Eng. B5204T2 (132kW)	1/99-				<b>05-0577</b>		Ø 23,81	Alu, +ABS, -TC
	-12/98				<b>05-0576</b>		Ø 23,81/20,64	Alu, +ABS, +ASR
	-12/98				<b>05-0575</b>		Ø 23,81/20,64	Alu, +ABS, -ASR
	-7/98				<b>55-0080</b>		Ø 19,05	
2.3 T5 Eng. B5234T3 (176kW)	1/99-				<b>05-0577</b>		Ø 23,81	Alu, +ABS, -TC
	-12/98				<b>05-0576</b>		Ø 23,81/20,64	Alu, +ABS, +ASR
	-12/98				<b>05-0575</b>		Ø 23,81/20,64	Alu, +ABS, -ASR
	-7/98				<b>55-0080</b>		Ø 19,05	

		Spare Parts	F/R	L/R	METELLI ref.		DIMENSIONS mm.	NOTE
2.3 T5 Cabrio Eng. B5234T9 (180kW)	02-				05-0577		Ø 23,81	Alu, +ABS, -TC
2.4 T Cabrio Eng. B5244T7 (147kW)	02-				05-0577		Ø 23,81	Alu, +ABS, -TC
2.4 T. Eng. B5254T (142kW)	1/99-				05-0577		Ø 23,81	Alu, +ABS, -TC
	-12/98				05-0576		Ø 23,81/20,64	Alu, +ABS, +ASR
	-12/98				05-0575		Ø 23,81/20,64	Alu, +ABS, -ASR
	-7/98				55-0080		Ø 19,05	
2.5 Coupé Eng. B5254S (121kW)	99-02				05-0577		Ø 23,81	Alu, +ABS, -TC
2.5, Cabrio Eng. B5254S (125kW)	99-02				05-0577		Ø 23,81	Alu, +ABS, -TC
	-7/98				55-0080		Ø 19,05	
<b>C70 II Coupe, Cabrio 3/06-</b>								
2.0 D5 20v Eng. D4204T (100kW)	08-				05-0739	Ate	Ø 23,81	Ch -58460, Alu
2.4 Cabrio Eng. B5244S59 (103kW)	06-				05-0739	Ate	Ø 23,81	Ch -58460, Alu
2.4 D5 Cabrio Eng. D5244T8 (132kW)	06-				05-0739	Ate	Ø 23,81	Ch -58460, Alu
2.5 T5 Cabrio Eng. B5254T3 (162kW)	06-				05-0739	Ate	Ø 23,81	Ch -58460, Alu
<b>P 121 5/59-5/71</b>								
1.6 Eng. B16A (44-61kW)	9/61-66		R		04-0096		Ø 25,40	
1.8 Eng. B18 (55-59-63-76kW)	67-68		R		04-0096		Ø 25,40	
1.8 Eng. B18A (50-55kW)	9/61-66		R		04-0096		Ø 25,40	
<b>P 122 S Amazon 5/59-5/71</b>								
1.6 Eng. B16/ A/ B/ F (61kW)	64-66		R		04-0096		Ø 25,40	
1.8 Eng. B18 (76kW)	66-		R		04-0096		Ø 25,40	Ch -225049
	-8/68		R		04-0097		Ø 22,20	Ch 225050-
1.8, SW Eng. B18 (55-59kW)	64-65		R		04-0096		Ø 25,40	
<b>P 123 11/68-5/71</b>								
GT	68-71		R		04-0097		Ø 22,20	
<b>P 131 11/64-5/71</b>								
All models	6/64-		R		04-0096		Ø 25,40	Ch -279899
	-8/68		R		04-0097		Ø 22,20	Ch 279900-
	9/68-7/70		R		04-0098		Ø 22,20	
<b>P 132 S 11/64-5/71</b>								
All models	64-		R		04-0096		Ø 25,40	Ch -216949
	-68		R		04-0097		Ø 22,20	Ch 216950-
<b>P 133 11/64-5/71</b>								
All models	64-8/68		R		04-0097		Ø 22,20	
	9/68-7/70		R		04-0098		Ø 22,20	
<b>P 1800 (182) 4/62-11/73</b>								
1.8 (66kW)	68-		R		04-0098		Ø 22,20	Ch -30000
1.8 (76kW)	68-		R		04-0098		Ø 22,20	Ch -30000
1.8 S (71kW)	68-		R		04-0098		Ø 22,20	Ch -30000
<b>P 1800 (183) 4/62-11/73</b>								
1.8 (66kW)	62-68		R		04-0097		Ø 22,20	
1.8 (76kW)	62-68		R		04-0097		Ø 22,20	
1.8 S (71kW)	62-68		R		04-0097		Ø 22,20	
<b>P 2200 SW 9/64-8/70</b>								
1.8 (50kW)	6/64-8/68		R		04-0096		Ø 25,40	
	9/68-7/70		R		04-0098		Ø 22,20	
1.8 (59kW)	6/64-8/68		R		04-0096		Ø 25,40	
	9/68-7/70		R		04-0098		Ø 22,20	
1.8 (63kW)	6/64-8/68		R		04-0096		Ø 25,40	
	9/68-7/70		R		04-0098		Ø 22,20	
<b>S40 I / V40 (VW, VS) 7/95-1/04</b>								
1.6 Eng. B4164S (77kW)	8/97-99				05-0544		Ø 23,81	Alu
	9/95-7/97				05-0348	Bosch	Ø 22,20	Alu
1.6 Eng. B4164S2 (80kW)	99-03				05-0544		Ø 23,81	Alu
1.8 Eng. B4184S (85kW)	7/95-7/97				05-0348	Bosch	Ø 22,20	Alu
	8/97-99				05-0544		Ø 23,81	Alu
1.8 i Eng. B4184SM (92kW)	98-04				05-0544		Ø 23,81	Alu
1.8, i Eng. B4184S2/ S9/ SJ (88-90kW)	99-04				05-0544		Ø 23,81	Alu
1.9 Di Eng. D4192T2 (70kW)	99-00				05-0544		Ø 23,81	Alu
1.9 Di Eng. D4192T3 (85kW)	00-03				05-0544		Ø 23,81	Alu
1.9 Di Eng. D4192T4 (75kW)	00-03				05-0544		Ø 23,81	Alu
1.9 T4 Eng. B4194T/ T2 (147kW)	8/97-00				05-0544		Ø 23,81	Alu
1.9 TD Eng. D4192T (66kW)	7/95-7/97				05-0348	Bosch	Ø 22,20	Alu
	8/97-99				05-0544		Ø 23,81	Alu

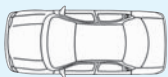




























		Spare Parts	F/R	L/R	METELLI ref.		DIMENSIONS mm.	NOTE
2.0 Eng. B4204S (100kW)	7/95-7/97				<b>05-0348</b>	Bosch	Ø 22,20	Alu
	8/97-04				<b>05-0544</b>		Ø 23,81	Alu
2.0 Eng. B4204S (103kW)	7/95-7/97				<b>05-0348</b>	Bosch	Ø 22,20	Alu
	8/97-99				<b>05-0544</b>		Ø 23,81	Alu
2.0 T. Eng. B4204T (118kW)	8/97-00				<b>05-0544</b>		Ø 23,81	Alu
2.0 T. Eng. B4204T3 (120-121kW)	01-03				<b>05-0544</b>		Ø 23,81	Alu
2.0 T4 Eng. B4204T5 (147kW)	00-04				<b>05-0544</b>		Ø 23,81	Alu
<b>S40 II / V50 1/04-</b>								
1.6 Eng. B4164S3 (74kW)	05-1/05-				<b>05-0739</b>	Ate	Ø 23,81	Ch -406601, Alu
					<b>55-0089</b>		Ø 19,05	
1.6 D Eng. D4164T (80kW)	05-1/05-				<b>05-0739</b>	Ate	Ø 23,81	Ch -406601, Alu
					<b>55-0089</b>		Ø 19,05	
1.8 Eng. B4184S11/ S8 (92kW)	04-4/04-				<b>05-0739</b>	Ate	Ø 23,81	Ch -406601, Alu
					<b>55-0089</b>		Ø 19,05	
2.0 D 20v Eng. D4204T (100kW)	04-4/04-				<b>05-0739</b>	Ate	Ø 23,81	Ch -406601, Alu
					<b>55-0088</b>		Ø 19,05	
					<b>55-0089</b>		Ø 19,05	
2.4 Eng. B5244S5 (103kW)	04-4/04-				<b>05-0739</b>	Ate	Ø 23,81	Ch -406601, Alu
					<b>55-0088</b>		Ø 19,05	
2.4, AWD Eng. B5244S (125kW)	04-1/04-				<b>05-0739</b>	Ate	Ø 23,81	Ch -406601, Alu
					<b>55-0088</b>		Ø 19,05	
2.5 T5 Eng. B5254T3 (162kW)	04-4/04-				<b>05-0739</b>	Ate	Ø 23,81	Ch -406601, Alu
					<b>55-0088</b>		Ø 19,05	
2.5 T5 AWD Eng. B5254T3 (162kW)	04-4/04-				<b>05-0739</b>	Ate	Ø 23,81	Ch -406601, Alu
					<b>55-0088</b>		Ø 19,05	
<b>S60 11/00-</b>								
2.0 T. Eng. B5204T5 (132kW)	01-9/01-				<b>05-0425</b>	Ate	Ø 25,40	Ch 8536-, Alu, +ABS, LHD, -DSTC
					<b>05-0578</b>	Ate	Ø 25,40	Ch -9499, Alu, +ABS, +DSTC
					<b>05-0756</b>	Ate	Ø 25,40	Ch 9500-, Alu, +ABS, +DSTC
					<b>05-0579</b>	Ate	Ø 25,40	Ch -8535, Alu, +ABS, -DSTC
					<b>55-0080</b>		Ø 19,05	
2.3 T5 Eng. B5234T3 (184kW)	00-11/00-				<b>05-0425</b>	Ate	Ø 25,40	Ch 8536-, Alu, +ABS, LHD, -DSTC
					<b>05-0578</b>	Ate	Ø 25,40	Ch -9499, Alu, +ABS, +DSTC
					<b>05-0756</b>	Ate	Ø 25,40	Ch 9500-, Alu, +ABS, +DSTC
					<b>05-0579</b>	Ate	Ø 25,40	Ch -8535, Alu, +ABS, -DSTC
					<b>55-0080</b>		Ø 19,05	
2.4 Eng. B5244S (125kW)	00-11/00-				<b>05-0425</b>	Ate	Ø 25,40	Ch 8536-, Alu, +ABS, LHD, -DSTC
					<b>05-0578</b>	Ate	Ø 25,40	Ch -9499, Alu, +ABS, +DSTC
					<b>05-0756</b>	Ate	Ø 25,40	Ch 9500-, Alu, +ABS, +DSTC
					<b>05-0579</b>	Ate	Ø 25,40	Ch -8535, Alu, +ABS, -DSTC
					<b>55-0080</b>		Ø 19,05	
2.4 D Eng. D5244T (93kW)					<b>05-0425</b>	Ate	Ø 25,40	Ch 8536-, Alu, +ABS, LHD, -DSTC
					<b>05-0756</b>	Ate	Ø 25,40	Ch 9500-, Alu, +ABS, +DSTC
2.4 D Eng. D5244T2 (96kW)	01-01-				<b>05-0425</b>	Ate	Ø 25,40	Ch 8536-, Alu, +ABS, LHD, -DSTC
					<b>05-0578</b>	Ate	Ø 25,40	Ch -9499, Alu, +ABS, +DSTC
					<b>05-0756</b>	Ate	Ø 25,40	Ch 9500-, Alu, +ABS, +DSTC
					<b>05-0579</b>	Ate	Ø 25,40	Ch -8535, Alu, +ABS, -DSTC
2.4 D5 Eng. D5244T (120kW)	01-7/01-				<b>05-0425</b>	Ate	Ø 25,40	Ch 8536-, Alu, +ABS, LHD, -DSTC
					<b>05-0578</b>	Ate	Ø 25,40	Ch -9499, Alu, +ABS, +DSTC
					<b>05-0756</b>	Ate	Ø 25,40	Ch 9500-, Alu, +ABS, +DSTC
					<b>05-0579</b>	Ate	Ø 25,40	Ch -8535, Alu, +ABS, -DSTC
					<b>55-0080</b>		Ø 19,05	
2.4 D5 Eng. D5244T4 (136kW)					<b>05-0425</b>	Ate	Ø 25,40	Ch 8536-, Alu, +ABS, LHD, -DSTC
					<b>05-0756</b>	Ate	Ø 25,40	Ch 9500-, Alu, +ABS, +DSTC
2.4 T. Eng. B5244T3 (147kW)	00-11/00-				<b>05-0425</b>	Ate	Ø 25,40	Ch 8536-, Alu, +ABS, LHD, -DSTC
					<b>05-0578</b>	Ate	Ø 25,40	Ch -9499, Alu, +ABS, +DSTC
					<b>05-0756</b>	Ate	Ø 25,40	Ch 9500-, Alu, +ABS, +DSTC
					<b>05-0579</b>	Ate	Ø 25,40	Ch -8535, Alu, +ABS, -DSTC

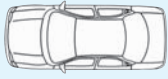







































		Spare Parts	F/R	L/R	METELLI ref.		DIMENSIONS mm.	NOTE
2.4 T5 Eng. B5244T5 (184-191kW)	04-				05-0425	Ate	Ø 25,40	Ch 8536-, Alu, +ABS, LHD, -DSTC
					05-0578	Ate	Ø 25,40	Ch -9499, Alu, +ABS, +DSTC
					05-0756	Ate	Ø 25,40	Ch 9500-, Alu, +ABS, +DSTC
2.4, Bifuel Eng. B5244S2/ SG (103kW)	00-				05-0425	Ate	Ø 25,40	Ch 8536-, Alu, +ABS, LHD, -DSTC
					05-0578	Ate	Ø 25,40	Ch -9499, Alu, +ABS, +DSTC
					05-0756	Ate	Ø 25,40	Ch 9500-, Alu, +ABS, +DSTC
	11/00-				55-0080		Ø 19,05	
2.5 T. Eng. B5254T2 (154kW)	04-				05-0425	Ate	Ø 25,40	Ch 8536-, Alu, +ABS, LHD, -DSTC
					05-0578	Ate	Ø 25,40	Ch -9499, Alu, +ABS, +DSTC
					05-0756	Ate	Ø 25,40	Ch 9500-, Alu, +ABS, +DSTC
2.5 T. AWD Eng. B5254T2 (154kW)	04-				05-0425	Ate	Ø 25,40	Ch 8536-, Alu, +ABS, LHD, -DSTC
					05-0578	Ate	Ø 25,40	Ch -9499, Alu, +ABS, +DSTC
					05-0756	Ate	Ø 25,40	Ch 9500-, Alu, +ABS, +DSTC
2.5 T. AWD Eng. B5254T2 (221kW)	03-				05-0425	Ate	Ø 25,40	Ch 8536-, Alu, +ABS, LHD, -DSTC
					05-0578	Ate	Ø 25,40	Ch -9499, Alu, +ABS, +DSTC
					05-0756	Ate	Ø 25,40	Ch 9500-, Alu, +ABS, +DSTC
<b>S70 1/97-11/00</b>								
2.0 Eng. B5202S (93kW)	1/99-				05-0577		Ø 23,81	Alu, +ABS, -TC
	-12/98				05-0576		Ø 23,81/20,64	Alu, +ABS, +ASR
	-12/98				05-0575		Ø 23,81/20,64	Alu, +ABS, -ASR
	-7/98				55-0080		Ø 19,05	
2.0 20v Eng. B5204F (105kW)	1/99-00				05-0577		Ø 23,81	Alu, +ABS, -TC
	97-12/98				05-0576		Ø 23,81/20,64	Alu, +ABS, +ASR
	97-12/98				05-0575		Ø 23,81/20,64	Alu, +ABS, -ASR
	-7/98				55-0080		Ø 19,05	
2.0 T. Eng. B5204T (155kW)	1/99-				05-0577		Ø 23,81	Alu, +ABS, -TC
	-12/98				05-0576		Ø 23,81/20,64	Alu, +ABS, +ASR
	-12/98				05-0575		Ø 23,81/20,64	Alu, +ABS, -ASR
	-7/98				55-0080		Ø 19,05	
2.0 T. Eng. B5204T2 (132kW)	1/99-				05-0577		Ø 23,81	Alu, +ABS, -TC
	-12/98				05-0576		Ø 23,81/20,64	Alu, +ABS, +ASR
	-12/98				05-0575		Ø 23,81/20,64	Alu, +ABS, -ASR
	-7/98				55-0080		Ø 19,05	
2.0 T. Eng. B5204T3 (166kW)	1/99-				05-0577		Ø 23,81	Alu, +ABS, -TC
	-12/98				05-0576		Ø 23,81/20,64	Alu, +ABS, +ASR
	-12/98				05-0575		Ø 23,81/20,64	Alu, +ABS, -ASR
	-7/98				55-0080		Ø 19,05	
2.0 T. Eng. B5204T4 (120kW)	1/99-00				05-0577		Ø 23,81	Alu, +ABS, -TC
	97-12/98				05-0576		Ø 23,81/20,64	Alu, +ABS, +ASR
	97-12/98				05-0575		Ø 23,81/20,64	Alu, +ABS, -ASR
	-7/98				55-0080		Ø 19,05	
2.3 T. Eng. B5234FT+ (184kW)	1/99-				05-0577		Ø 23,81	Alu, +ABS, -TC
	-12/98				05-0576		Ø 23,81/20,64	Alu, +ABS, +ASR
	-12/98				05-0575		Ø 23,81/20,64	Alu, +ABS, -ASR
	-7/98				55-0080		Ø 19,05	
2.3 T5 Eng. B5234T3 (176kW)	1/99-				05-0577		Ø 23,81	Alu, +ABS, -TC
	-12/98				05-0576		Ø 23,81/20,64	Alu, +ABS, +ASR
	-12/98				05-0575		Ø 23,81/20,64	Alu, +ABS, -ASR
	-7/98				55-0080		Ø 19,05	
2.4 Eng. B5254S (125kW)	1/99-				05-0577		Ø 23,81	Alu, +ABS, -TC
	-12/98				05-0576		Ø 23,81/20,64	Alu, +ABS, +ASR
	-12/98				05-0575		Ø 23,81/20,64	Alu, +ABS, -ASR
	-7/98				55-0080		Ø 19,05	
2.4 T. Eng. B5254T (142kW)	1/99-				05-0577		Ø 23,81	Alu, +ABS, -TC
	-12/98				05-0576		Ø 23,81/20,64	Alu, +ABS, +ASR
	-12/98				05-0575		Ø 23,81/20,64	Alu, +ABS, -ASR
	-7/98				55-0080		Ø 19,05	
2.4, AWD Eng. B5254S (121kW)	1/99-				05-0577		Ø 23,81	Alu, +ABS, -TC
	-12/98				05-0576		Ø 23,81/20,64	Alu, +ABS, +ASR
	-12/98				05-0575		Ø 23,81/20,64	Alu, +ABS, -ASR
	-7/98				55-0080		Ø 19,05	
2.4, AWD, Bifuel Eng. B5244S2/ SG (103kW)	1/99-				05-0577		Ø 23,81	Alu, +ABS, -TC

		Spare Parts	F/R	L/R	METELLI ref.		DIMENSIONS mm.	NOTE
2.4, AWD, Bifuel Eng. GB/ B5252S/ FS (106kW)	1/99-				05-0577		Ø 23,81	Alu, +ABS, -TC
	-12/98				05-0576		Ø 23,81/20,64	Alu, +ABS, +ASR
	-12/98				05-0575		Ø 23,81/20,64	Alu, +ABS, -ASR
	-7/98				55-0080		Ø 19,05	
2.5 TDi, AWD Eng. D5252T (103kW)	1/99-				05-0577		Ø 23,81	Alu, +ABS, -TC
	-12/98				05-0576		Ø 23,81/20,64	Alu, +ABS, +ASR
	-12/98				05-0575		Ø 23,81/20,64	Alu, +ABS, -ASR
	-7/98				55-0080		Ø 19,05	
<b>S80 I (TS, XY) 5/98-7/06</b>								
2.0 T. Eng. B5204T3 (166kW)	-2/06				05-0425	Ate	Ø 25,40	Ch 174096-, Alu, +ABS, LHD, -DSTC
	98-				05-0578	Ate	Ø 25,40	Ch -174095, Alu, +ABS, +DSTC
	98-				05-0579	Ate	Ø 25,40	Ch -174095, Alu, +ABS, -DSTC
					05-0756	Ate	Ø 25,40	Ch 174096-, Alu, +ABS, +DSTC
	6/98-				55-0080		Ø 19,05	
2.0 T. Eng. B5204T4 (120kW)	-2/06				05-0578	Ate	Ø 25,40	Ch -174095, Alu, +ABS, +DSTC
					05-0579	Ate	Ø 25,40	Ch -174095, Alu, +ABS, -DSTC
					05-0425	Ate	Ø 25,40	Ch 174096-, Alu, +ABS, LHD, -DSTC
					05-0756	Ate	Ø 25,40	Ch 174096-, Alu, +ABS, +DSTC
6/98-				55-0080		Ø 19,05		
2.0 T. Eng. B5204T5 (132kW)	-2/06				05-0425	Ate	Ø 25,40	Ch 174096-, Alu, +ABS, LHD, -DSTC
					05-0756	Ate	Ø 25,40	Ch 174096-, Alu, +ABS, +DSTC
			12/99-			55-0080		Ø 19,05
2.4 Eng. B5244S (125kW)	-2/06				05-0578	Ate	Ø 25,40	Ch -174095, Alu, +ABS, +DSTC
					05-0579	Ate	Ø 25,40	Ch -174095, Alu, +ABS, -DSTC
					05-0425	Ate	Ø 25,40	Ch 174096-, Alu, +ABS, LHD, -DSTC
					05-0756	Ate	Ø 25,40	Ch 174096-, Alu, +ABS, +DSTC
1/99-				55-0080		Ø 19,05		
2.4 D Eng. D5244T2 (96kW)	-2/06				05-0425	Ate	Ø 25,40	Alu, +ABS, LHD, -DSTC
					05-0756	Ate	Ø 25,40	Alu, +ABS, +DSTC
10/01-				55-0080		Ø 19,05		
2.4 D5 Eng. D5244T (120kW)	-2/06				05-0425	Ate	Ø 25,40	Alu, +ABS, LHD, -DSTC
					05-0756	Ate	Ø 25,40	Alu, +ABS, +DSTC
8/01-				55-0080		Ø 19,05		
2.4 T5 Eng. B5244T3 (147kW)	-2/06				05-0425	Ate	Ø 25,40	Alu, +ABS, LHD, -DSTC
					05-0756	Ate	Ø 25,40	Alu, +ABS, +DSTC
6/00-				55-0080		Ø 19,05		
2.4 T5 AWD Eng. B5254T3 (147kW)	-2/06				05-0425	Ate	Ø 25,40	Alu, +ABS, LHD, -DSTC
					05-0756	Ate	Ø 25,40	Alu, +ABS, +DSTC
2.4, Bifuel Eng. B5244S2/ SG2 (103kW)	-2/06				05-0578	Ate	Ø 25,40	Ch -174095, Alu, +ABS, +DSTC
					05-0579	Ate	Ø 25,40	Ch -174095, Alu, +ABS, -DSTC
					05-0425	Ate	Ø 25,40	Ch 174096-, Alu, +ABS, LHD, -DSTC
					05-0756	Ate	Ø 25,40	Ch 174096-, Alu, +ABS, +DSTC
1/99-				55-0080		Ø 19,05		
2.5 T., AWD Eng. B5254T2 (154kW)	-2/06				05-0425	Ate	Ø 25,40	Alu, +ABS, LHD, -DSTC
					05-0756	Ate	Ø 25,40	Alu, +ABS, +DSTC
2.5 TDi Eng. D5252T (103kW)	-2/06				05-0578	Ate	Ø 25,40	Ch -174095, Alu, +ABS, +DSTC
					05-0579	Ate	Ø 25,40	Ch -174095, Alu, +ABS, -DSTC
					05-0425	Ate	Ø 25,40	Ch 174096-, Alu, +ABS, LHD, -DSTC
					05-0756	Ate	Ø 25,40	Ch 174096-, Alu, +ABS, +DSTC
1/99-				55-0080		Ø 19,05		
2.8 T6 Eng. B6284T (200kW)	-2/06				05-0578	Ate	Ø 25,40	Ch -174095, Alu, +ABS, +DSTC
					05-0579	Ate	Ø 25,40	Ch -174095, Alu, +ABS, -DSTC
					05-0425	Ate	Ø 25,40	Ch 174096-, Alu, +ABS, LHD, -DSTC
					05-0756	Ate	Ø 25,40	Ch 174096-, Alu, +ABS, +DSTC
2.9 Eng. B6294S (147kW)	-2/06				05-0578	Ate	Ø 25,40	Ch -174095, Alu, +ABS, +DSTC
					05-0579	Ate	Ø 25,40	Ch -174095, Alu, +ABS, -DSTC
					05-0425	Ate	Ø 25,40	Ch 174096-, Alu, +ABS, LHD, -DSTC
					05-0756	Ate	Ø 25,40	Ch 174096-, Alu, +ABS, +DSTC
3/99-				55-0080		Ø 19,05		
2.9 Eng. B6304S3 (150kW)	-2/06				05-0578	Ate	Ø 25,40	Ch -174095, Alu, +ABS, +DSTC
					05-0579	Ate	Ø 25,40	Ch -174095, Alu, +ABS, -DSTC
					05-0425	Ate	Ø 25,40	Ch 174096-, Alu, +ABS, LHD, -DSTC
					05-0756	Ate	Ø 25,40	Ch 174096-, Alu, +ABS, +DSTC
5/98-				55-0080		Ø 19,05		

		Spare Parts	F/R	L/R	METELLI ref.		DIMENSIONS mm.	NOTE
3.0 Eng. B6294S2 (144kW)	-2/06				<b>05-0425</b>	Ate	Ø 25,40	Alu, +ABS, LHD, -DSTC
					<b>05-0756</b>	Ate	Ø 25,40	Alu, +ABS, +DSTC
3.0 T6 Eng. B6294T (200kW)	-2/06				<b>05-0425</b>	Ate	Ø 25,40	Alu, +ABS, LHD, -DSTC
					<b>05-0756</b>	Ate	Ø 25,40	Alu, +ABS, +DSTC
<b>V70 I SW 1/97-3/00</b>								
2.0 Eng. B5202S (93kW)	1/99- -12/98				<b>05-0577</b>		Ø 23,81	Alu, +ABS, -TC
	-12/98				<b>05-0576</b>		Ø 23,81/20,64	Alu, +ABS, +ASR
	-12/98				<b>05-0575</b>		Ø 23,81/20,64	Alu, +ABS, -ASR
	-7/98				<b>55-0080</b>		Ø 19,05	
2.0 20v Eng. B5204F (105kW)	1/99- -12/98				<b>05-0577</b>		Ø 23,81	Alu, +ABS, -TC
	-12/98				<b>05-0576</b>		Ø 23,81/20,64	Alu, +ABS, +ASR
	-12/98				<b>05-0575</b>		Ø 23,81/20,64	Alu, +ABS, -ASR
	-7/98				<b>55-0080</b>		Ø 19,05	
2.0 T. Eng. B5204T (155kW)	1/99- -12/98				<b>05-0577</b>		Ø 23,81	Alu, +ABS, -TC
	-12/98				<b>05-0576</b>		Ø 23,81/20,64	Alu, +ABS, +ASR
	-12/98				<b>05-0575</b>		Ø 23,81/20,64	Alu, +ABS, -ASR
	-7/98				<b>55-0080</b>		Ø 19,05	
2.0 T. Eng. B5204T2 (132kW)	1/99- -12/98				<b>05-0577</b>		Ø 23,81	Alu, +ABS, -TC
	-12/98				<b>05-0576</b>		Ø 23,81/20,64	Alu, +ABS, +ASR
	-12/98				<b>05-0575</b>		Ø 23,81/20,64	Alu, +ABS, -ASR
	-7/98				<b>55-0080</b>		Ø 19,05	
2.0 T. Eng. B5204T4 (120kW)	1/99- -12/98				<b>05-0577</b>		Ø 23,81	Alu, +ABS, -TC
	-12/98				<b>05-0576</b>		Ø 23,81/20,64	Alu, +ABS, +ASR
	-12/98				<b>05-0575</b>		Ø 23,81/20,64	Alu, +ABS, -ASR
	-7/98				<b>55-0080</b>		Ø 19,05	
2.0 T., AWD Eng. B5204T3 (166kW)	1/99- -12/98				<b>05-0577</b>		Ø 23,81	Alu, +ABS, -TC
	-12/98				<b>05-0576</b>		Ø 23,81/20,64	Alu, +ABS, +ASR
	-12/98				<b>05-0575</b>		Ø 23,81/20,64	Alu, +ABS, -ASR
	-7/98				<b>55-0080</b>		Ø 19,05	
2.3 T., AWD Eng. B5234FT+ (184kW)	1/99- -12/98				<b>05-0577</b>		Ø 23,81	Alu, +ABS, -TC
	-12/98				<b>05-0576</b>		Ø 23,81/20,64	Alu, +ABS, +ASR
	-12/98				<b>05-0575</b>		Ø 23,81/20,64	Alu, +ABS, -ASR
	-7/98				<b>55-0080</b>		Ø 19,05	
2.3 T5, AWD Eng. B5234T3 (176kW)	1/99- -12/98				<b>05-0577</b>		Ø 23,81	Alu, +ABS, -TC
	-12/98				<b>05-0576</b>		Ø 23,81/20,64	Alu, +ABS, +ASR
	-12/98				<b>05-0575</b>		Ø 23,81/20,64	Alu, +ABS, -ASR
	-7/98				<b>55-0080</b>		Ø 19,05	
2.4 Eng. B5254S (125kW)	1/99- -12/98				<b>05-0577</b>		Ø 23,81	Alu, +ABS, -TC
	-12/98				<b>05-0576</b>		Ø 23,81/20,64	Alu, +ABS, +ASR
	-12/98				<b>05-0575</b>		Ø 23,81/20,64	Alu, +ABS, -ASR
	-7/98				<b>55-0080</b>		Ø 19,05	
2.4, Bifuel Eng. B5244SG/ GB5244SG (103kW)	1/99-				<b>05-0577</b>		Ø 23,81	Alu, +ABS, -TC
2.5 Eng. B5254S (121kW)	1/99- -12/98				<b>05-0577</b>		Ø 23,81	Alu, +ABS, -TC
	-12/98				<b>05-0576</b>		Ø 23,81/20,64	Alu, +ABS, +ASR
	-12/98				<b>05-0575</b>		Ø 23,81/20,64	Alu, +ABS, -ASR
	-7/98				<b>55-0080</b>		Ø 19,05	
2.5 AWD Eng. B5244T2 (195kW)	1/99-				<b>05-0577</b>		Ø 23,81	Alu, +ABS, -TC
2.5 T., AWD Eng. B5254T (142kW)	1/99- -12/98				<b>05-0577</b>		Ø 23,81	Alu, +ABS, -TC
	-12/98				<b>05-0576</b>		Ø 23,81/20,64	Alu, +ABS, +ASR
	-12/98				<b>05-0575</b>		Ø 23,81/20,64	Alu, +ABS, -ASR
	-7/98				<b>55-0080</b>		Ø 19,05	
2.5 TDi Eng. D5252T (103kW)	1/99- -12/98				<b>05-0577</b>		Ø 23,81	Alu, +ABS, -TC
	-12/98				<b>05-0576</b>		Ø 23,81/20,64	Alu, +ABS, +ASR
	-12/98				<b>05-0575</b>		Ø 23,81/20,64	Alu, +ABS, -ASR
	-7/98				<b>55-0080</b>		Ø 19,05	
2.5, Bifuel Eng. GB/ B5252S (106kW)	1/99-8/99- -12/98				<b>05-0577</b>		Ø 23,81	Alu, +ABS, -TC
	-12/98				<b>05-0576</b>		Ø 23,81/20,64	Alu, +ABS, +ASR
	-12/98				<b>05-0575</b>		Ø 23,81/20,64	Alu, +ABS, -ASR
	-7/98				<b>55-0080</b>		Ø 19,05	
<b>V70 II SW 3/00-6/07</b>								
2.0 T. Eng. B5204T2 (132kW)	01- 01- 01- -07				<b>05-0425</b>	Ate	Ø 25,40	Ch 68133-, Alu, +ABS, LHD, -DSTC
					<b>05-0579</b>	Ate	Ø 25,40	Ch -68132, Alu, +ABS, -DSTC
					<b>05-0578</b>	Ate	Ø 25,40	Ch -70377, Alu, +ABS, +DSTC
					<b>05-0756</b>	Ate	Ø 25,40	Ch 70378-, Alu, +ABS, +DSTC



		Spare Parts	F/R	L/R	METELLI ref.		DIMENSIONS mm.	NOTE
2.0 T. Eng. B5204T2 (132kW)	7/01-6/07				55-0080		Ø 19,05	
2.3 T5 Eng. B5234T4 (184kW)	00-00-07				05-0425	Ate	Ø 25,40	Ch 68133-, Alu, +ABS, LHD, -DSTC
					05-0578	Ate	Ø 25,40	Ch -70377, Alu, +ABS, +DSTC
					05-0756	Ate	Ø 25,40	Ch 70378-, Alu, +ABS, +DSTC
2.4 Eng. B5244S2 (103-125kW)	3/00-6/07				55-0080		Ø 19,05	
					05-0425	Ate	Ø 25,40	Ch 68133-, Alu, +ABS, LHD, -DSTC
					05-0578	Ate	Ø 25,40	Ch -70377, Alu, +ABS, +DSTC
					05-0579	Ate	Ø 25,40	Ch -68132, Alu, +ABS, -DSTC
2.4 D Eng. D5244T (93kW)	05-00-07				05-0756	Ate	Ø 25,40	Ch 70378-, Alu, +ABS, +DSTC
					05-0425	Ate	Ø 25,40	Alu, +ABS, LHD, -DSTC
					05-0579	Ate	Ø 25,40	Ch -68132, Alu, +ABS, -DSTC
					05-0578	Ate	Ø 25,40	Ch -70377, Alu, +ABS, +DSTC
2.4 D Eng. D5244T2 (96kW)	12/01-6/07				55-0080		Ø 19,05	
					05-0425	Ate	Ø 25,40	Ch 68133-, Alu, +ABS, LHD, -DSTC
					05-0579	Ate	Ø 25,40	Ch -68132, Alu, +ABS, -DSTC
					05-0578	Ate	Ø 25,40	Ch -70377, Alu, +ABS, +DSTC
2.4 D5, AWD Eng. D5244T (120kW)	3/03-6/07				55-0080		Ø 19,05	
					05-0425	Ate	Ø 25,40	Alu, +ABS, LHD, -DSTC
					05-0579	Ate	Ø 25,40	Ch -68132, Alu, +ABS, -DSTC
					05-0578	Ate	Ø 25,40	Ch -70377, Alu, +ABS, +DSTC
2.4 D5, AWD Eng. D5244T4 (136kW)	05-00-07				05-0756	Ate	Ø 25,40	Ch 70378-, Alu, +ABS, +DSTC
					05-0425	Ate	Ø 25,40	Alu, +ABS, LHD, -DSTC
					05-0579	Ate	Ø 25,40	Ch -68132, Alu, +ABS, -DSTC
					05-0578	Ate	Ø 25,40	Ch -70377, Alu, +ABS, +DSTC
2.4 T. AWD Eng. B5244T3 (147kW)	9/01-6/07				55-0080		Ø 19,05	
					05-0425	Ate	Ø 25,40	Ch 68133-, Alu, +ABS, LHD, -DSTC
					05-0579	Ate	Ø 25,40	Ch -68132, Alu, +ABS, -DSTC
					05-0578	Ate	Ø 25,40	Ch -70377, Alu, +ABS, +DSTC
2.4 T5 Eng. B5244T5 (191kW)	04-00-07				05-0756	Ate	Ø 25,40	Ch 70378-, Alu, +ABS, +DSTC
					05-0425	Ate	Ø 25,40	Alu, +ABS, LHD, -DSTC
					05-0579	Ate	Ø 25,40	Ch -68132, Alu, +ABS, -DSTC
2.4, Bifuel Eng. B5244SG (103kW)	9/01-6/07				05-0756	Ate	Ø 25,40	Ch 70378-, Alu, +ABS, +DSTC
					05-0578	Ate	Ø 25,40	Ch -70377, Alu, +ABS, +DSTC
					05-0579	Ate	Ø 25,40	Ch -68132, Alu, +ABS, -DSTC
2.5 T. AWD R Eng. B5254T4 (221kW)	03-00-07				05-0756	Ate	Ø 25,40	Ch 70378-, Alu, +ABS, +DSTC
					05-0425	Ate	Ø 25,40	Alu, +ABS, LHD, -DSTC
2.5 T., AWD Eng. B5254T2 (154kW)	02-00-07				05-0756	Ate	Ø 25,40	Ch 70378-, Alu, +ABS, +DSTC
					05-0425	Ate	Ø 25,40	Alu, +ABS, LHD, -DSTC
2.5 TDi Eng. D5252T (103kW)	3/00-6/07				55-0080		Ø 19,05	
					05-0425	Ate	Ø 25,40	Ch 68133-, Alu, +ABS, LHD, -DSTC
					05-0579	Ate	Ø 25,40	Ch -68132, Alu, +ABS, -DSTC
					05-0578	Ate	Ø 25,40	Ch -70377, Alu, +ABS, +DSTC
2.5 T. AWD Eng. B5254T2 (154kW)	02-00-07				05-0756	Ate	Ø 25,40	Ch 70378-, Alu, +ABS, +DSTC
					05-0425	Ate	Ø 25,40	Alu, +ABS, LHD, -DSTC
<b>XC70 I Cross Country 9/00-6/07</b>								
2.4 D5 AWD Eng. D5244T (120kW)	02-00-05				05-0756	Ate	Ø 25,40	Alu, +ABS, +DSTC
					05-0425	Ate	Ø 25,40	Alu, +ABS, LHD, -DSTC
2.4 D5 AWD Eng. D5244T4 (136kW)	00-05-05				05-0756	Ate	Ø 25,40	Alu, +ABS, +DSTC
					05-0425	Ate	Ø 25,40	Alu, +ABS, LHD, -DSTC
2.4 T. AWD Eng. B5244T3 (147kW)	00-00-00				05-0425	Ate	Ø 25,40	Ch 11001-, Alu, +ABS, LHD, -DSTC
					05-0579	Ate	Ø 25,40	Ch -11000, Alu, +ABS, -DSTC
					05-0578	Ate	Ø 25,40	Ch -66913, Alu, +ABS, +DSTC
					05-0756	Ate	Ø 25,40	Ch 66914-, Alu, +ABS, +DSTC
2.5 T. AWD Eng. B5254T2 (154kW)	02-00-02				05-0756	Ate	Ø 25,40	Alu, +ABS, +DSTC
					05-0425	Ate	Ø 25,40	Alu, +ABS, LHD, -DSTC
<b>XC90 10/02-</b>								
2.4 D5 Eng. D5244T (120kW)	02-00-02				05-0756	Ate	Ø 25,40	Ch -372596, Alu
2.4 D5 AWD Eng. D5244T4 (136kW)	05-00-02				05-0756	Ate	Ø 25,40	Ch -372596, Alu
2.5 T. Eng. B5254T2 (154kW)	02-00-02				05-0756	Ate	Ø 25,40	Ch -372596, Alu
3.0 T6 Eng. B6294T (200kW)	02-00-02				05-0756	Ate	Ø 25,40	Ch -372596, Alu
3.2 AWD Eng. B6324S (175kW)	06-00-02				05-0756	Ate	Ø 25,40	Ch -372596, Alu
4.4 V8 Eng. B8444S (232kW)	05-00-02				05-0756	Ate	Ø 25,40	Ch -372596, Alu
<b>101 (1100) 6/73-12/93</b>								
1.1 Eng. 128A.000 (37kW)	75-80		R		04-0072		Ø 19,05	
	75-80				05-0004		Ø 19,05	
	75-80				05-0020		Ø 19,05	

		Spare Parts	F/R	L/R	METELLI ref.		DIMENSIONS mm.	NOTE
1.1 Eng. 128A.000 (40kW)	73-90		R		04-0072		Ø 19,05	
	73-90				05-0004		Ø 19,05	
	73-90				05-0020		Ø 19,05	
1.1 Eng. 128A.064 (41kW)	75-93		R		04-0072		Ø 19,05	
	75-93				05-0004		Ø 19,05	
	75-93				05-0020		Ø 19,05	
1.1 Super Eng. 128AC.5000 (47kW)	79-81		R		04-0072		Ø 19,05	
	79-81				05-0004		Ø 19,05	
	79-81				05-0020		Ø 19,05	
1.3 Eng. 128A.6064 (48kW)	81-93		R		04-0072		Ø 19,05	
	81-93				05-0004		Ø 19,05	
	81-93				05-0020		Ø 19,05	
<b>1300 - 1500 1/78-1/87</b>								
All models	78-87				54-0005G		Ø 19,05	
	78-87				54-0005		Ø 19,05	Alu
	78-87				55-0010G		Ø 19,05	
	78-87				55-0010		Ø 19,05	Alu
<b>Contact 1/78-1/83</b>								
1.1 Super	3/78-83		R		04-0072		Ø 19,05	
	3/78-83				05-0008		Ø 19,05	
<b>Koral 1/90-</b>								
1.2	90-		R		04-0072		Ø 19,05	
	90-				05-0019		Ø 19,05	
	90-				09-0001		Ø	Alu
<b>Nogaro 1/80-1/83</b>								
1.3	80-83		R		04-0072		Ø 19,05	
	80-83				05-0008		Ø 19,05	
<b>Tempo 1/91-1/92</b>								
All models	91-92		R		04-0072		Ø 19,05	
	91-92				05-0020		Ø 19,05	
<b>Yugo 45/55/65 4/80-6/95</b>								
0.9 Eng. 100GL/ 064 (33kW)	80-92		R		04-0072		Ø 19,05	
	80-92				05-0020		Ø 19,05	
	80-92				09-0001		Ø	Alu
1.1 60 EFI Eng. 11E1.064 (44kW)	91-95		R		04-0072		Ø 19,05	
	91-95				05-0020		Ø 19,05	
	91-95				09-0001		Ø	Alu
1.3 65 EFI Eng. 13E1.064 (48kW)	91-95		R		04-0072		Ø 19,05	
	91-95				05-0020		Ø 19,05	
	91-95				09-0001		Ø	Alu
<b>Yugo 750 1/82-</b>								
All models	82-		F		04-0003		Ø 22,22	
	82-		R		04-0072		Ø 19,05	
	82-				05-0002		Ø 19,05	
	82-				05-0093		Ø 19,05	
<b>Yugo Florida 10/88-</b>								
1.1 Eng. 128A.000 (44kW)	89-		R		04-0072		Ø 19,05	
1.3 Eng. 13E3.064 (50kW)	91-		R		04-0072		Ø 19,05	
1.4 Eng. 160A1.000 (52kW)	88-95		R		04-0072		Ø 19,05	

Ad. OE	METELLI ref.	Ad. OE	METELLI ref.	Ad. OE	METELLI ref.	Ad. OE	METELLI ref.	Ad. OE	METELLI ref.
<b>ALFA ROMEO</b>		71739993	<b>05-0091</b>	171 611 019C	<b>05-0041</b>	843 611 021D	<b>05-0042</b>	7631110	<b>09-0001</b>
		71740004	<b>05-0447</b>	171 611 019D	<b>05-0040</b>	861 611 051A	<b>04-0226</b>	7696710	<b>04-0156</b>
		77362070	<b>05-0644</b>	171 611 019E	<b>05-0041</b>	861 611 053	<b>04-0349</b>	790204	<b>05-0019</b>
105484533990	<b>54-0008</b>	77363612	<b>05-0438</b>	171 611 019H	<b>05-0041</b>	861 611 053A	<b>04-0226</b>	790215	<b>04-0072</b>
113054502000	<b>05-0127</b>	77363619	<b>05-0439</b>	171 611 019N	<b>05-0041</b>	8A0 611 021	<b>05-0247</b>	790833	<b>04-0156</b>
116001205012	<b>54-0009</b>	77363860	<b>05-0675</b>	171 611 051A	<b>04-0116</b>	8D0 611 021A	<b>05-0260</b>	791456	<b>09-0006</b>
116001205014	<b>54-0009</b>	77364491	<b>05-0344</b>	171 611 051B	<b>04-0116</b>	8D0 611 021B	<b>05-0260</b>	791459	<b>09-0001</b>
116001205111	<b>05-0127</b>	77364495	<b>05-0293</b>	171 611 053	<b>04-0116</b>	8D0 611 021C	<b>05-0491</b>	792040	<b>05-0066</b>
116001205118	<b>55-0017</b>	77364501	<b>05-0447</b>	171 611 053A	<b>04-0116</b>	8D0 721 257	<b>54-0050</b>	792895	<b>05-0066</b>
116504502000	<b>05-0127</b>	77364503	<b>05-0643</b>	171 611 053B	<b>04-0116</b>	8D1 721 401	<b>55-0056</b>	792987	<b>05-0019</b>
116551805100	<b>55-0012</b>	7740758	<b>04-0644</b>	1H0 611 053	<b>04-0679</b>	8D1 721 401B	<b>55-0056</b>	793301	<b>05-0004</b>
164032900000	<b>05-0091</b>	794937	<b>05-0208</b>	1H0 611 053A	<b>04-0598</b>	8D2 611 021	<b>05-0369</b>	793302	<b>05-0004</b>
46421938	<b>54-0008</b>	9944382	<b>05-0091</b>	1J0 721 261D	<b>54-0056</b>	8E0 611 021	<b>05-0458</b>	793307	<b>05-0021</b>
46421939	<b>54-0037</b>	9946624	<b>05-0447</b>	1J0 721 261F	<b>54-0026</b>	8E0 611 021A	<b>05-0613</b>	793309	<b>05-0021</b>
46421942	<b>54-0024</b>	9948218	<b>05-0447</b>	1J1 614 019	<b>05-0280</b>	8E1 721 257A	<b>54-0049</b>	794008	<b>05-0216</b>
46531636	<b>54-0023</b>	9948315	<b>05-0208</b>	1J1 614 019A	<b>05-0295</b>	8E0 721 257B	<b>54-0049</b>	9943323	<b>05-0216</b>
46541667	<b>54-0061</b>	9948690	<b>05-0558</b>	1J1 614 019C	<b>05-0536</b>	8E0 721 257E	<b>54-0049</b>	9945379	<b>04-0156</b>
46736971	<b>05-0300</b>	9948847	<b>05-0293</b>	1J1 721 388A	<b>55-0058</b>	8E0 721 257F	<b>54-0049</b>	9948232	<b>04-0156</b>
46833774	<b>05-0340</b>	9948850	<b>05-0294</b>	1J1 721 388C	<b>55-0058</b>	8E0 721 257H	<b>54-0063</b>		
510364	<b>55-0013</b>	9949166	<b>05-0643</b>	1J1 721 388D	<b>55-0058</b>	8E0 721 257J	<b>54-0063</b>		
533991	<b>54-0008</b>	9949550	<b>05-0293</b>	1J1 721 388E	<b>55-0058</b>	8E0 721 257K	<b>54-0063</b>		
542407B	<b>55-0013</b>	9949551	<b>05-0344</b>	1K0 721 388F	<b>55-0076</b>	8E0 721 257L	<b>54-0063</b>		
55191402	<b>55-0075</b>	9949648	<b>05-0644</b>	1K0 721 388G	<b>55-0076</b>	8E0 721 257N	<b>54-0049</b>		
55196189	<b>54-0061</b>	9949652	<b>05-0479</b>	1K0 721 388K	<b>55-0076</b>	8E0 721 257P	<b>54-0063</b>	105E2261	<b>04-0037</b>
60501237	<b>55-0013</b>	9950173	<b>05-0091</b>	1K0 721 388L	<b>55-0076</b>	8E1 721 401	<b>55-0055</b>	1708706	<b>04-0037</b>
60502665	<b>54-0008</b>	9950521	<b>05-0208</b>	1K0 721 388M	<b>55-0076</b>	8E1 721 401AF	<b>55-0095</b>	2696472	<b>04-0038</b>
60511530	<b>55-0025</b>	9950817	<b>04-0644</b>	1K0 721 388S	<b>55-0076</b>	8E1 721 401AG	<b>55-0055</b>	2696482	<b>04-0036</b>
60517201	<b>05-0127</b>	9951103	<b>05-0447</b>	1K0 721 401E	<b>55-0076</b>	8E1 721 401AJ	<b>55-0096</b>	2696483	<b>04-0034</b>
60518194	<b>55-0016</b>	9951116	<b>05-0208</b>	1K1 614 019	<b>05-0534</b>	8E1 721 401C	<b>55-0055</b>	91023212	<b>04-0039</b>
60547341	<b>54-0009</b>			1K1 614 019B	<b>05-0535</b>	8E1 721 401F	<b>55-0095</b>	91023213	<b>04-0035</b>
60567047	<b>54-0039</b>			1K1 614 019D	<b>05-0720</b>	8E1 721 401G	<b>55-0055</b>	91023266	<b>04-0246</b>
60571358	<b>05-0208</b>			1K1 614 019F	<b>05-0721</b>	8E1 721 401K	<b>55-0055</b>	91023267	<b>04-0256</b>
60583353	<b>55-0028</b>	<b>ALFA ROMEO LCV</b>		1K1 614 019K	<b>05-0720</b>	8E1 721 401L	<b>55-0096</b>	91023391	<b>04-0245</b>
60589820	<b>05-0208</b>			309 611 051	<b>04-0060</b>	8E1 721 401S	<b>55-0096</b>	91032989	<b>04-0089</b>
60608676	<b>05-0208</b>	4379876	<b>09-0001</b>	309 611 053	<b>04-0060</b>	8Z0 721 261	<b>54-0055</b>	91051842	<b>04-0243</b>
60627989	<b>05-0300</b>	4398074	<b>09-0001</b>	321 611 019C	<b>05-0042</b>	8Z0 721 261A	<b>54-0054</b>	91051843	<b>04-0244</b>
60653742	<b>55-0041</b>	4797280	<b>05-0110</b>	321 611 019D	<b>05-0042</b>	8Z1 614 019	<b>05-0457</b>	91109240	<b>04-0566</b>
60714480	<b>05-0127</b>	4797460	<b>05-0110</b>	321 611 019E	<b>05-0043</b>	8Z1 614 019A	<b>05-0459</b>	91109241	<b>04-0565</b>
60714527	<b>05-0127</b>	4802930	<b>05-0110</b>	322 611 019	<b>05-0205</b>	8Z1 614 019B	<b>05-0614</b>	91109261	<b>04-0241</b>
60724310	<b>05-0127</b>	4844300	<b>05-0110</b>	331 611 051A	<b>04-0060</b>	8Z1 721 388	<b>55-0077</b>	91109262	<b>04-0242</b>
60729339	<b>05-0127</b>	60738494	<b>05-0092</b>	331 611 053	<b>04-0060</b>	8Z1 721 388A	<b>55-0077</b>	91125426	<b>04-0369</b>
60729341	<b>05-0127</b>	7545170	<b>05-0110</b>	331 611 053A	<b>04-0060</b>			91125427	<b>04-0368</b>
60730497	<b>55-0012</b>	7631110	<b>09-0001</b>	331 611 053B	<b>04-0060</b>			94230541	<b>04-0490</b>
60743581	<b>05-0091</b>	7713643	<b>05-0110</b>	357 611 053B	<b>04-0594</b>			94233500	<b>04-0366</b>
60744183	<b>54-0008</b>	790616	<b>04-0181</b>	3A0 611 053	<b>04-0594</b>	<b>AUTOBIANCHI</b>		94256308	<b>04-0367</b>
60749849	<b>05-0128</b>	791459	<b>09-0001</b>	443 611 021	<b>05-0159</b>				
60749853	<b>05-0154</b>	791462	<b>09-0013</b>	4A0 611 019	<b>05-0247</b>	4121616	<b>04-0072</b>		
60749888	<b>04-0177</b>	791737	<b>09-0012</b>	4A0 611 019A	<b>05-0259</b>	4188535	<b>05-0001</b>		
60749889	<b>04-0178</b>	8122258	<b>05-0161</b>	4A0 611 019C	<b>05-0247</b>	4218319	<b>05-0001</b>		
60749984	<b>04-0558</b>	9937777	<b>04-0181</b>	4A0 611 019D	<b>05-0259</b>	4264373	<b>05-0004</b>		
60749985	<b>04-0559</b>	9938829	<b>05-0130</b>	4A0 611 021A	<b>05-0259</b>	4264934	<b>05-0004</b>		
60750098	<b>05-0154</b>	9938868	<b>04-0249</b>	4A0 611 021B	<b>05-0247</b>	4270673	<b>05-0001</b>	21 52 1 114 537	<b>54-0013</b>
60750112	<b>05-0129</b>	9940554	<b>04-0249</b>	4A0 611 021D	<b>05-0259</b>	4291870	<b>05-0010</b>	21 52 1 116 300	<b>54-0013</b>
60750204	<b>04-0398</b>	9940558	<b>04-0250</b>	4A0 611 021E	<b>05-0367</b>	4297870	<b>05-0010</b>	21 52 1 116 303	<b>55-0020</b>
60750205	<b>04-0399</b>	9945911	<b>04-0249</b>	4B3 611 021	<b>05-0733</b>	4342112	<b>05-0004</b>	21 52 1 150 782	<b>55-0020</b>
60750452	<b>05-0154</b>	9945939	<b>04-0250</b>	4D0 611 021	<b>05-0402</b>	4342465	<b>05-0004</b>	21 52 1 152 658	<b>55-0038</b>
60760126	<b>05-0091</b>	9981629	<b>05-0161</b>	4D0 611 021A	<b>05-0402</b>	4347258	<b>04-0072</b>	21 52 1 156 004	<b>55-0020</b>
60765000	<b>05-0129</b>	9983470	<b>04-0247</b>	4D0 611 021B	<b>05-0368</b>	4347258	<b>05-0004</b>	21 52 1 158 903	<b>54-0053</b>
60800249	<b>05-0127</b>	9983471	<b>04-0248</b>	4F0 721 257	<b>54-0062</b>	4368051	<b>05-0004</b>	21 52 1 159 045	<b>54-0027</b>
60801973	<b>54-0061</b>			4F0 721 257B	<b>54-0062</b>	4368052	<b>05-0004</b>	21 52 1 162 303	<b>55-0033</b>
60809897	<b>55-0027</b>			4F0 721 257D	<b>54-0062</b>	4373614	<b>04-0072</b>	21 52 1 163 899	<b>55-0050</b>
60809966	<b>04-0612</b>			4F0 721 257D	<b>54-0062</b>	4374780	<b>05-0004</b>	21 52 1 164 917	<b>54-0053</b>
60812081	<b>54-0023</b>			4F0 721 401	<b>55-0093</b>	4374781	<b>05-0004</b>	21 52 6 751 146	<b>55-0051</b>
60815725	<b>05-0300</b>			4F0 721 401A	<b>55-0093</b>	4379293	<b>05-0004</b>	21 52 6 756 747	<b>55-0051</b>
60815759	<b>55-0067</b>	2620735	<b>04-0287</b>	4F0 721 401B	<b>55-0093</b>	4379876	<b>09-0001</b>	21 52 6 758 822	<b>55-0051</b>
705530	<b>05-0128</b>	2620736	<b>04-0288</b>	6N0 611 053	<b>04-0608</b>	4394460	<b>04-0072</b>	21 52 6 762 081	<b>55-0087</b>
705534	<b>05-0154</b>	5461441	<b>04-0290</b>	6Q0 721 261	<b>54-0051</b>	4394596	<b>05-0021</b>	21 52 6 766 277	<b>54-0053</b>
705578	<b>04-0177</b>	5474000	<b>04-0289</b>	6Q0 721 261A	<b>54-0052</b>	4394597	<b>05-0021</b>	21 52 6 766 279	<b>54-0048</b>
705579	<b>04-0178</b>	5474001	<b>04-0290</b>	6Q0 721 261C	<b>54-0051</b>	4394780	<b>05-0004</b>	21 52 6 773 670	<b>55-0051</b>
705688	<b>04-0558</b>			6Q0 721 261D	<b>54-0052</b>	4394890	<b>05-0004</b>	21 52 6 775 922	<b>54-0048</b>
705689	<b>04-0559</b>			6Q0 721 261E	<b>54-0051</b>	4394899	<b>05-0004</b>	21 52 6 775 924	<b>54-0053</b>
705833	<b>05-0129</b>			6Q0 721 261F	<b>54-0052</b>	4396086	<b>05-0004</b>	21 52 6 777 344	<b>55-0087</b>
705962	<b>04-0398</b>			803 611 051	<b>04-0106</b>	4398074	<b>09-0001</b>	21 52 6 785 966	<b>54-0048</b>
705963	<b>04-0399</b>			811 611 019B	<b>05-0041</b>	4398200	<b>05-0004</b>	34 21 1 101 734	<b>04-0416</b>
71737950	<b>04-0612</b>	171 611 019	<b>05-0040</b>	811 611 019E	<b>05-0204</b>	4398743	<b>05-0004</b>	34 21 1 101 760	<b>04-0416</b>
71737951	<b>04-0612</b>	171 611 019	<b>05-0041</b>	811 611 019Q	<b>05-0205</b>	4410503	<b>05-0019</b>	34 21 1 103 392	<b>04-0110</b>
71737957	<b>0</b>								

Ad. OE	METELLI ref.	Ad. OE	METELLI ref.	Ad. OE	METELLI ref.	Ad. OE	METELLI ref.	Ad. OE	METELLI ref.
<b>BMW</b>		3211977	<b>04-0272</b>	<b>CHRYSLER (USA) IHC TRUCK</b>		3211977	<b>04-0272</b>	4601.G0	<b>05-0360</b>
		3225200	<b>04-0272</b>			3225200	<b>04-0272</b>	4601.G1	<b>05-0361</b>
		3461656	<b>04-0272</b>			3461656	<b>04-0272</b>	4601.G9	<b>05-0666</b>
34 21 1 117 064	<b>04-0123</b>	3766689	<b>04-0272</b>	1799628	<b>04-0737</b>	3633517	<b>04-0737</b>	4601.H4	<b>05-0059</b>
34 21 1 117 104	<b>04-0109</b>	4126780	<b>04-0196</b>	1799629	<b>04-0736</b>	3633518	<b>04-0736</b>	4601.H5	<b>05-0297</b>
34 21 1 119 945	<b>04-0560</b>	4238701	<b>04-0196</b>	2346825	<b>04-0737</b>	3766689	<b>04-0272</b>	4601.H9	<b>05-0362</b>
34 21 1 154 235	<b>04-0310</b>	4238706	<b>04-0281</b>	2346826	<b>04-0736</b>	4088898	<b>04-0737</b>	4601.J3	<b>05-0359</b>
34 21 1 154 236	<b>04-0310</b>	4313056	<b>04-0753</b>	3633517	<b>04-0737</b>	4088899	<b>04-0736</b>	4601.J4	<b>05-0365</b>
34 21 1 156 167	<b>04-0463</b>	4762296	<b>04-0196</b>	3633518	<b>04-0736</b>	4126780	<b>04-0196</b>	4601.K0	<b>05-0323</b>
34 21 1 159 146	<b>04-0660</b>	5204338	<b>04-0196</b>	4088898	<b>04-0737</b>	4238701	<b>04-0196</b>	4601.K1	<b>05-0325</b>
34 21 1 159 569	<b>04-0603</b>	5461760	<b>04-0272</b>	4088899	<b>04-0736</b>	4238706	<b>04-0281</b>	4601.K2	<b>05-0411</b>
34 21 1 207 130	<b>04-0416</b>	5473028	<b>04-0272</b>	4486528	<b>04-0736</b>	4486528	<b>04-0736</b>	4601.K5	<b>05-0409</b>
34 21 1 561 670	<b>04-0463</b>	MA180750	<b>04-0133</b>	5461450	<b>04-0736</b>	4762296	<b>04-0196</b>	4601.L4	<b>05-0631</b>
34 21 3 061 719	<b>04-0416</b>	MA180751	<b>04-0193</b>	5461451	<b>04-0737</b>	5204338	<b>04-0196</b>	4601.L5	<b>05-0632</b>
34 21 3 460 120	<b>04-0417</b>	MB004040	<b>04-0134</b>	922821	<b>04-0736</b>	5461450	<b>04-0736</b>	4601.L7	<b>05-0422</b>
34 31 1 153 916	<b>05-0137</b>	MB004041	<b>04-0192</b>	922822	<b>04-0737</b>	5461451	<b>04-0737</b>	4601.L8	<b>05-0423</b>
34 31 1 161 860	<b>05-0255</b>	MB058553	<b>04-0132</b>			5461760	<b>04-0272</b>	4601.L9	<b>05-0437</b>
34 31 1 163 551	<b>05-0382</b>	MB128624	<b>04-0132</b>			5473028	<b>04-0272</b>	4601.N1	<b>05-0631</b>
34 31 1 163 711	<b>05-0382</b>	MB134828	<b>04-0192</b>	<b>CHRYSLER (USA) JEEP</b>		922821	<b>04-0736</b>	4601.N4	<b>05-0645</b>
34 31 1 165 543	<b>05-0561</b>	MB134829	<b>04-0193</b>			922822	<b>04-0737</b>	4601.P5	<b>05-0633</b>
34 31 1 165 544	<b>05-0517</b>	MB193411	<b>04-0132</b>			MA180750	<b>04-0133</b>	4601.P8	<b>05-0738</b>
34 31 1 165 582	<b>05-0383</b>	MB500482	<b>04-0192</b>	2620735	<b>04-0287</b>	MB004040	<b>04-0134</b>	4601.R0	<b>05-0597</b>
34 31 1 165 584	<b>05-0551</b>	MB500483	<b>04-0193</b>	2620736	<b>04-0288</b>	MB058553	<b>04-0132</b>	4601.R1	<b>05-0522</b>
34 31 6 750 642	<b>05-0551</b>			3142572	<b>04-0289</b>	MB128624	<b>04-0132</b>	4601.R3	<b>05-0691</b>
34 31 6 752 540	<b>05-0564</b>			3142573	<b>04-0290</b>	MB193411	<b>04-0132</b>	4601.R6	<b>05-0692</b>
34 31 6 757 743	<b>05-0566</b>	<b>CHRYSLER (USA) DODGE</b>		3146138	<b>04-0287</b>			4601.R7	<b>05-0693</b>
34 31 6 761 077	<b>05-0546</b>			3146139	<b>04-0288</b>			4601.V0	<b>05-0724</b>
34 31 6 764 123	<b>05-0548</b>			3176736	<b>04-0289</b>	<b>CITROËN</b>			
34 31 6 779 678	<b>05-0436</b>	1799628	<b>04-0737</b>	3176737	<b>04-0290</b>			4601.V1	<b>05-0725</b>
34 33 6 779 720	<b>05-0744</b>	1799629	<b>04-0736</b>	3196553	<b>04-0290</b>			5415212A	<b>04-0071</b>
		18020674	<b>04-0752</b>	3196564	<b>04-0287</b>	1487399080	<b>55-0083</b>	5438259L	<b>05-0037</b>
		18029766	<b>04-0752</b>	3196565	<b>04-0288</b>	2182.05	<b>54-0064</b>	5479184	<b>05-0037</b>
		2346825	<b>04-0737</b>	3203311	<b>04-0287</b>	2182.07	<b>55-0083</b>	5479184Y	<b>05-0037</b>
<b>CESAB (Carelli Elevatori)</b>		2346826	<b>04-0736</b>	3203312	<b>04-0288</b>	2182.15	<b>55-0048</b>	5488527C	<b>04-0071</b>
		2620735	<b>04-0287</b>	3207694	<b>04-0290</b>	2182.16	<b>54-0047</b>	5490764T	<b>05-0038</b>
990561	<b>04-0919</b>	2620736	<b>04-0288</b>	3207695	<b>04-0289</b>	2182.17	<b>54-0046</b>	75491787	<b>05-0081</b>
		3146138	<b>04-0287</b>	3492674	<b>04-0288</b>	2182.24	<b>55-0049</b>	75492434	<b>04-0182</b>
		3146139	<b>04-0288</b>	3492675	<b>04-0287</b>	2182.29	<b>55-0047</b>	75530008	<b>04-0137</b>
		3196564	<b>04-0287</b>	4088892	<b>04-0288</b>	2182.31	<b>55-0070</b>	79 01 440 247	<b>04-0158</b>
<b>CHEVROLET</b>		3196565	<b>04-0288</b>	4088893	<b>04-0287</b>	2182.31	<b>55-0070</b>	79 01 440 248	<b>04-0159</b>
		3203311	<b>04-0287</b>	4088893	<b>04-0287</b>	2182.32	<b>55-0074</b>	79 01 440 250	<b>04-0141</b>
96320670	<b>04-0767</b>	3203312	<b>04-0288</b>	4313056	<b>04-0753</b>	2182.47	<b>55-0070</b>	79 10 022 584	<b>04-0142</b>
96418831	<b>05-0722</b>	3492674	<b>04-0288</b>	4713348	<b>04-0288</b>	2182.66	<b>55-0047</b>	79 10 022 585	<b>04-0143</b>
96418833	<b>05-0723</b>	3492675	<b>04-0287</b>	4713349	<b>04-0287</b>	2182.82	<b>55-0049</b>	79 10 027 051	<b>05-0073</b>
96518606	<b>04-0767</b>	3633517	<b>04-0737</b>	4761748	<b>04-0288</b>	2182.95	<b>54-0046</b>	79 10 028 993	<b>04-0168</b>
96534609	<b>05-0707</b>	3633518	<b>04-0736</b>	4761749	<b>04-0287</b>	4402.95	<b>04-0371</b>	91510533	<b>05-0059</b>
96574718	<b>04-0298</b>	4088892	<b>04-0288</b>	5066158AA	<b>04-0797</b>	4402.A2	<b>04-0647</b>	91518534	<b>05-0061</b>
		4088893	<b>04-0287</b>	52000848	<b>04-0288</b>	4402.A7	<b>04-0642</b>	91518535	<b>05-0061</b>
		4088893	<b>04-0287</b>	52000849	<b>04-0287</b>	4402.A8	<b>04-0648</b>	9404402868	<b>04-0480</b>
		4088898	<b>04-0737</b>	5461441	<b>04-0290</b>	4402.C3	<b>04-0648</b>	9404402878	<b>04-0481</b>
		4088899	<b>04-0736</b>	5474000	<b>04-0289</b>	4402.C6	<b>04-0650</b>	9404601858	<b>05-0059</b>
<b>CHRYSLER</b>		4126780	<b>04-0196</b>	5474001	<b>04-0290</b>	4402.C7	<b>04-0747</b>	94601978	<b>05-0061</b>
		4238701	<b>04-0196</b>	8124565	<b>04-0291</b>	4402.C8	<b>04-0704</b>	95492940	<b>05-0081</b>
05117877AA	<b>55-0081</b>	4313056	<b>04-0753</b>	8124798	<b>04-0289</b>	4402.E1	<b>04-0809</b>	95493191	<b>05-0038</b>
4423601	<b>04-0865</b>	4486528	<b>04-0736</b>	8124799	<b>04-0290</b>	4402.E2	<b>04-0810</b>	95493193	<b>05-0081</b>
4683264	<b>05-0582</b>	4713348	<b>04-0288</b>	8128855	<b>04-0292</b>	4402.E3	<b>04-0827</b>	95494208	<b>05-0076</b>
4721447AB	<b>05-0580</b>	4713349	<b>04-0287</b>	8129723	<b>04-0291</b>	4402.E5	<b>04-0827</b>	95496631	<b>05-0251</b>
4797659	<b>04-0849</b>	4761602	<b>04-0752</b>	8129724	<b>04-0292</b>	4402.E6	<b>04-0914</b>	95496738	<b>04-0370</b>
5093236AA	<b>04-0867</b>	4761748	<b>04-0288</b>	8952000848	<b>04-0288</b>	4402.E8	<b>04-0650</b>	95534127	<b>04-0255</b>
5252617	<b>04-0865</b>	4761749	<b>04-0287</b>	8952000849	<b>04-0287</b>	4402.E9	<b>04-0809</b>	95542783	<b>04-0158</b>
		4762296	<b>04-0196</b>	J3225199	<b>04-0290</b>	4402.E9	<b>04-0810</b>	95542784	<b>04-0159</b>
		52000848	<b>04-0288</b>	J8126714	<b>04-0288</b>	4402.F0	<b>04-0939</b>	95542785	<b>04-0168</b>
		52000849	<b>04-0287</b>	J8126715	<b>04-0287</b>	4601.85	<b>05-0059</b>	95555655	<b>05-0038</b>
<b>CHRYSLER (USA)</b>		5204338	<b>04-0196</b>	J8126740	<b>04-0289</b>	4601.96	<b>05-0228</b>	95568067	<b>04-0431</b>
		5461450	<b>04-0736</b>	J8126742	<b>04-0291</b>	4601.A1	<b>05-0227</b>	95568068	<b>04-0432</b>
4126780	<b>04-0196</b>	5461451	<b>04-0737</b>	J8126775	<b>04-0290</b>	4601.E0	<b>05-0219</b>	95568069	<b>04-0480</b>
4238701	<b>04-0196</b>	8952000848	<b>04-0288</b>	J8129723	<b>04-0291</b>	4601.E1	<b>05-0253</b>	95568070	<b>04-0481</b>
4238706	<b>04-0281</b>	8952000849	<b>04-0287</b>			4601.E2	<b>05-0252</b>	95569738	<b>04-0169</b>
4313056	<b>04-0753</b>	922821	<b>04-0736</b>			4601.E3	<b>05-0228</b>	95569739	<b>04-0141</b>
4762296	<b>04-0196</b>	922822	<b>04-0737</b>	<b>CHRYSLER (USA) PLYMOUTH</b>		4601.E4	<b>05-0227</b>	95571755	<b>05-0081</b>
5204338	<b>04-0196</b>	E0ZZ2261A	<b>04-0271</b>			4601.E8	<b>05-0361</b>	95571759	<b>05-0081</b>
		E0ZZ2262A	<b>04-0271</b>			4601.E9	<b>05-0355</b>	9559519380	<b>05-0251</b>
		J8126714	<b>04-0288</b>	1799628	<b>04-0737</b>	4601.F0	<b>05-0266</b>	95608852	<b>04-0371</b>
<b>CHRYSLER (USA) DODGE</b>		J8126715	<b>04-0287</b>	1799629	<b>04-0736</b>	4601.F1	<b>05-0245</b>	95608853	<b>04-0429</b>
		MB238510	<b>04-0447</b>	2072632	<b>04-0272</b>	4601.F2	<b>05-0356</b>	95608854	<b>04-0430</b>
		MB238511	<b>04-0446</b>	2346825	<b>04-0737</b>	4601.F3	<b>05-0666</b>	95633277	<b>05-0160</b>
2072632	<b>04-0272</b>	MB500484	<b>04-0447</b>	2346826	<b>04-0736</b>	4601.F4	<b>05-0245</b>	95644348	<b>05-0061</b>
2881600	<b>04-0272</b>	MB500485	<b>04-0446</b>	2881600	<b>04-0272</b>	4601.F6	<b>05-0358</b>	95659474	<b>04-0431</b>
2881660	<b>04-0272</b>			2881660	<b>04-0272</b>	4601.F9	<b>05-0359</b>	95659475	<b>04-0432</b>

Ad. OE	METELLI ref.	Ad. OE	METELLI ref.	Ad. OE	METELLI ref.	Ad. OE	METELLI ref.	Ad. OE	METELLI ref.
<b>CITROËN</b>		4601.K2	<b>05-0411</b>	426507	<b>05-0511</b>	47570-B1010	<b>04-0805</b>	4373438	<b>05-0016</b>
		4601.L7	<b>05-0422</b>	426570	<b>05-0336</b>			4373614	<b>04-0072</b>
		4601.L8	<b>05-0423</b>	426571	<b>05-0336</b>			4373638	<b>05-0062</b>
95659534	<b>05-0059</b>	4601.L9	<b>05-0437</b>	426695	<b>05-0513</b>	<b>FIAT</b>		4373639	<b>05-0063</b>
95659617	<b>05-0206</b>	4601.N1	<b>05-0631</b>	426696	<b>05-0514</b>			4373680	<b>05-0009</b>
95659664	<b>04-0599</b>	4601.N5	<b>05-0446</b>	427767	<b>05-0335</b>			4373736	<b>04-0050</b>
95659665	<b>04-0600</b>	4601.N6	<b>05-0481</b>	427768	<b>05-0433</b>	1487399080	<b>55-0083</b>	4374057	<b>04-0002</b>
95659668	<b>04-0601</b>	4601.P8	<b>05-0738</b>	427771	<b>05-0433</b>	4054713	<b>04-0010</b>	4374060	<b>04-0009</b>
95659673	<b>04-0567</b>	4601.R0	<b>05-0597</b>	53410-70B11-000	<b>04-0772</b>	4057023	<b>04-0007</b>	4374063	<b>04-0001</b>
95659674	<b>04-0568</b>	4601.R1	<b>05-0522</b>	53420-70B11-000	<b>04-0773</b>	4057025	<b>04-0008</b>	4374129	<b>05-0008</b>
95666966	<b>05-0222</b>	4601.T4	<b>05-0732</b>	558.101	<b>05-0189</b>	4057026	<b>04-0002</b>	4374310	<b>04-0007</b>
95668067	<b>04-0577</b>	5.415.212A	<b>04-0071</b>	90235420	<b>04-0300</b>	4065993	<b>54-0005</b>	4374582	<b>04-0008</b>
95668068	<b>04-0578</b>	5.415.213L	<b>04-0139</b>	90235422	<b>04-0298</b>	4120689	<b>04-0283</b>	4374780	<b>05-0004</b>
95668069	<b>04-0438</b>	5.438.259L	<b>05-0037</b>	90581456	<b>04-0760</b>	4121616	<b>04-0072</b>	4374781	<b>05-0004</b>
95668070	<b>04-0437</b>	5.479.184	<b>05-0037</b>	93741035	<b>05-0335</b>	4121621	<b>04-0003</b>	4379293	<b>05-0004</b>
96075932	<b>05-0198</b>	5.479.184Y	<b>05-0037</b>	93741036	<b>05-0433</b>	4139481	<b>04-0001</b>	4379471	<b>04-0003</b>
9631876680	<b>54-0064</b>	5.488.527C	<b>04-0071</b>	96312155	<b>04-0843</b>	4139486	<b>04-0002</b>	4379876	<b>09-0001</b>
9639573480	<b>54-0064</b>	5.488.528	<b>04-0139</b>	96316435	<b>05-0514</b>	4139490	<b>04-0433</b>	4381246	<b>04-0078</b>
9644687580	<b>55-0074</b>	5.488.528N	<b>04-0139</b>	96316463	<b>05-0513</b>	4139493	<b>04-0283</b>	4382235	<b>05-0022</b>
9646135280	<b>55-0070</b>	5.490.764T	<b>05-0038</b>	96320670	<b>04-0767</b>	4139496	<b>04-0002</b>	4382336	<b>05-0006</b>
9680153780	<b>55-0070</b>	75491787	<b>05-0081</b>	96418831	<b>05-0722</b>	4156086	<b>05-0015</b>	4394440	<b>05-0014</b>
AM 453.05A	<b>04-0070</b>	75492434	<b>04-0182</b>	96418833	<b>05-0723</b>	4156087	<b>05-0015</b>	4394441	<b>05-0062</b>
AM 453.05E	<b>04-0071</b>	75530008	<b>04-0137</b>	96518606	<b>04-0767</b>	4159759	<b>04-0433</b>	4394459	<b>04-0008</b>
AY 453.010A	<b>04-0182</b>	95492940	<b>05-0081</b>	96534609	<b>05-0707</b>	4168151	<b>05-0002</b>	4394460	<b>04-0072</b>
AY 453.011A	<b>04-0182</b>	95493191	<b>05-0038</b>	96574718	<b>04-0298</b>	4171016	<b>05-0003</b>	4394464	<b>04-0010</b>
AY 453.04	<b>04-0137</b>	95493193	<b>05-0081</b>	<b>DAEWOO LCV</b>		4184518	<b>05-0009</b>	4394465	<b>04-0007</b>
AYA 453.011A	<b>04-0182</b>	95494208	<b>05-0076</b>			4188216	<b>54-0005</b>	4394466	<b>04-0009</b>
AZ 453.05A	<b>04-0138</b>	95496631	<b>05-0251</b>			4188216G	<b>54-0005G</b>	4394467	<b>04-0433</b>
AZU 453.04	<b>04-0137</b>	95555655	<b>05-0038</b>			4188225	<b>05-0063</b>	4394469	<b>04-0050</b>
		95571755	<b>05-0081</b>			4188357	<b>05-0009</b>	4394470	<b>04-0433</b>
		95571759	<b>05-0081</b>	426695	<b>05-0513</b>	4188535	<b>05-0001</b>	4394596	<b>05-0021</b>
<b>CITROËN LCV</b>		9559519380	<b>05-0251</b>	426696	<b>05-0514</b>	4189021	<b>05-0063</b>	4394597	<b>05-0021</b>
		95606669	<b>04-0285</b>	427767	<b>05-0335</b>	4190178G	<b>55-0010G</b>	4394780	<b>05-0004</b>
		9631876680	<b>54-0064</b>	427768	<b>05-0433</b>	4191164	<b>54-0005</b>	4394890	<b>05-0004</b>
1487399080	<b>55-0083</b>	9639573480	<b>54-0064</b>	427771	<b>05-0433</b>	4203721	<b>05-0063</b>	4394899	<b>05-0004</b>
2182.05	<b>54-0064</b>	99388259	<b>05-0130</b>	93741035	<b>05-0335</b>	4208251	<b>55-0010</b>	4394900	<b>05-0020</b>
2182.07	<b>55-0083</b>	9940558	<b>04-0250</b>	93741036	<b>05-0433</b>	4210962	<b>05-0002</b>	4394902	<b>05-0064</b>
2182.15	<b>55-0048</b>	AM 453.05E	<b>04-0071</b>	96316435	<b>05-0514</b>	4210963	<b>05-0003</b>	4395137	<b>05-0009</b>
2182.16	<b>54-0047</b>	AY 453.010A	<b>04-0182</b>	96316463	<b>05-0513</b>	4218319	<b>05-0001</b>	4396086	<b>05-0004</b>
2182.17	<b>54-0046</b>	AY 453.011A	<b>04-0182</b>	96320670	<b>04-0767</b>	4231433	<b>05-0063</b>	4396104	<b>04-0078</b>
2182.95	<b>54-0046</b>	AY 453.04	<b>04-0137</b>	96518606	<b>04-0767</b>	4231435	<b>05-0009</b>	4396982	<b>05-0014</b>
4402.A3	<b>04-0635</b>	AY 453.05	<b>04-0139</b>	<b>DAF</b>		4231877	<b>05-0005</b>	4398074	<b>09-0001</b>
4402.A4	<b>04-0634</b>	AYA 453.011A	<b>04-0182</b>			4239978	<b>05-0005</b>	4398076	<b>09-0002</b>
4402.A5	<b>04-0636</b>	AZ 453.05A	<b>04-0138</b>			4242011	<b>05-0005</b>	4398200	<b>05-0004</b>
4402.A7	<b>04-0642</b>	AZU 453.04	<b>04-0137</b>			4242158	<b>04-0010</b>	4398743	<b>05-0004</b>
4402.C6	<b>04-0650</b>	ZF00791462	<b>09-0013</b>			4264373	<b>05-0004</b>	4401934	<b>05-0018</b>
4402.C8	<b>04-0704</b>	ZF00791737	<b>09-0012</b>	1560029	<b>04-0248</b>	4264934	<b>05-0004</b>	4404483	<b>04-0066</b>
4402.E1	<b>04-0809</b>	ZF09937665	<b>05-0130</b>	17H8152	<b>04-0029</b>	4270673	<b>05-0001</b>	4404484	<b>04-0066</b>
4402.E2	<b>04-0810</b>	ZF09937777	<b>04-0181</b>	702663063	<b>04-0085</b>	4277188	<b>04-0006</b>	4410501	<b>05-0014</b>
4402.E3	<b>04-0827</b>	ZF09938829	<b>05-0130</b>	GWC 1101	<b>04-0043</b>	4285587	<b>05-0005</b>	4410502	<b>05-0014</b>
4402.E4	<b>04-0635</b>	ZF09938868	<b>04-0249</b>	GWC 1102	<b>04-0029</b>	4291870	<b>05-0010</b>	4410503	<b>05-0019</b>
4402.E5	<b>04-0827</b>	ZF09942427	<b>04-0613</b>	RTC 3624	<b>04-0247</b>	4292617	<b>05-0015</b>	4412800	<b>55-0004</b>
4402.E6	<b>04-0914</b>			RTC 4454	<b>04-0167</b>	4297870	<b>05-0010</b>	4412832	<b>54-0003</b>
4402.E8	<b>04-0650</b>					4298756	<b>04-0005</b>	4412833	<b>05-0015</b>
4402.E9	<b>04-0809</b>	<b>DACIA</b>				4306333	<b>05-0063</b>	4423942	<b>05-0065</b>
4402.E9	<b>04-0810</b>			<b>DAIHATSU</b>		4322010	<b>04-0009</b>	4447257	<b>05-0068</b>
4402.F2	<b>04-0966</b>					4335748	<b>05-0062</b>	4462791	<b>09-0005</b>
4402.F3	<b>04-0933</b>	60 01 547 632	<b>04-0703</b>			4337695	<b>55-0004</b>	4464082	<b>05-0022</b>
4601.96	<b>05-0228</b>	60 01 547 857	<b>05-0696</b>	47201-B4040	<b>05-0745</b>	4340183	<b>05-0006</b>	46421937	<b>54-0023</b>
4601.A1	<b>05-0227</b>	60 01 547 858	<b>05-0697</b>	47550-12060	<b>04-0064</b>	4340184	<b>05-0016</b>	46421941	<b>54-0041</b>
4601.C8	<b>05-0241</b>	60 01 549 706	<b>04-0984</b>	47550-19135	<b>04-0064</b>	4341665	<b>05-0005</b>	46421943	<b>54-0042</b>
4601.D0	<b>05-0238</b>	6001549120	<b>05-0755</b>	47550-19165	<b>04-0216</b>	4341759	<b>05-0006</b>	46424868	<b>55-0067</b>
4601.D1	<b>05-0239</b>	77 01 044 850	<b>04-0743</b>	47550-29026	<b>04-0064</b>	4341780	<b>05-0009</b>	46478560	<b>55-0040</b>
4601.D3	<b>05-0236</b>			47550-29033	<b>04-0064</b>	4341935	<b>05-0006</b>	46478563	<b>55-0067</b>
4601.E1	<b>05-0253</b>			47550-29115	<b>04-0064</b>	4341995	<b>05-0005</b>	46531635	<b>54-0023</b>
4601.E2	<b>05-0252</b>	<b>DAEWOO</b>		47550-87228	<b>04-0955</b>	4342112	<b>05-0004</b>	46535126	<b>05-0208</b>
4601.E3	<b>05-0228</b>			47550-87401	<b>04-0927</b>	4342465	<b>05-0004</b>	46541666	<b>54-0060</b>
4601.E4	<b>05-0227</b>			47550-87705	<b>04-0623</b>	4343377	<b>05-0064</b>	46541667	<b>54-0061</b>
4601.E5	<b>05-0240</b>	426253	<b>05-0336</b>	47550-97203	<b>04-0967</b>	4343378	<b>05-0064</b>	46741476	<b>05-0290</b>
4601.E6	<b>05-0237</b>	426296	<b>05-0336</b>	47550-97204	<b>04-0994</b>	4347257	<b>05-0068</b>	46823569	<b>05-0340</b>
4601.E8	<b>05-0361</b>	426319	<b>05-0336</b>	47550-B1010	<b>04-0895</b>	4347258	<b>04-0072</b>	51726720	<b>05-0340</b>
4601.E9	<b>05-0355</b>	426321	<b>05-0336</b>	47550-B2020	<b>04-0955</b>	4362473	<b>05-0053</b>	51800566	<b>05-0683</b>
4601.F6	<b>05-0358</b>	426322	<b>05-0336</b>	47550-B4010	<b>04-0905</b>	4363679	<b>05-0063</b>	55196189	<b>54-0061</b>
4601.G1	<b>05-0361</b>	426383	<b>05-0760</b>	47560-87508	<b>04-0967</b>	4368051	<b>05-0004</b>	55196190	<b>54-0060</b>
4601.H9	<b>05-0362</b>	426503	<b>05-0760</b>	47560-87520	<b>04-0986</b>	4368052	<b>05-0004</b>	5948919	<b>05-0082</b>
4601.J9	<b>05-0326</b>	426504	<b>05-0760</b>	47560-97504	<b>04-0986</b>	4372983	<b>05-0005</b>	5950290	<b>05-0068</b>
4601.K0	<b>05-0323</b>	426505	<b>05-0507</b>	47570-87401	<b>04-0928</b>	4372984	<b>05-0006</b>	5987894	<b>05-0082</b>
4601.K1	<b>05-0325</b>	426506	<b>05-0507</b>	47570-87704	<b>04-0622</b>	4373350	<b>05-0009</b>	5987896	<b>04-0279</b>

Ad. OE	METELLI ref.	Ad. OE	METELLI ref.	Ad. OE	METELLI ref.	Ad. OE	METELLI ref.	Ad. OE	METELLI ref.
<b>FIAT</b>		77362610	<b>04-0602</b>	793298	<b>05-0009</b>	4156086	<b>05-0015</b>	7734997	<b>04-0602</b>
		77362724	<b>05-0673</b>	793301	<b>05-0004</b>	4156087	<b>05-0015</b>	77362164	<b>05-0667</b>
		77363348	<b>05-0670</b>	793302	<b>05-0004</b>	4159759	<b>04-0433</b>	77362384	<b>05-0483</b>
5992891	<b>05-0082</b>	77363349	<b>05-0671</b>	793304	<b>05-0020</b>	4168352	<b>04-0012</b>	77362463	<b>04-0812</b>
60801973	<b>54-0061</b>	77363612	<b>05-0438</b>	793305	<b>05-0005</b>	4188216	<b>54-0005</b>	77362469	<b>05-0529</b>
60811771	<b>54-0024</b>	77363619	<b>05-0439</b>	793307	<b>05-0021</b>	4188216G	<b>54-0005G</b>	77362514	<b>05-0525</b>
60815246	<b>54-0023</b>	77363849	<b>04-0933</b>	793309	<b>05-0021</b>	4190178G	<b>55-0010G</b>	77362518	<b>05-0524</b>
7032156	<b>05-0127</b>	77363860	<b>05-0675</b>	793332	<b>05-0006</b>	4191164	<b>54-0005</b>	77362526	<b>05-0523</b>
7074619	<b>05-0088</b>	77363866	<b>05-0674</b>	793437	<b>04-0254</b>	4208251	<b>55-0010</b>	77362724	<b>05-0673</b>
7075444	<b>05-0218</b>	77363965	<b>05-0676</b>	793438	<b>04-0252</b>	4242158	<b>04-0010</b>	77363849	<b>04-0933</b>
7075920	<b>05-0217</b>	77363967	<b>05-0677</b>	793439	<b>04-0253</b>	4277473	<b>09-0003</b>	77363965	<b>05-0676</b>
7077696	<b>05-0218</b>	77363969	<b>05-0678</b>	793604	<b>05-0147</b>	4292617	<b>05-0015</b>	77363967	<b>05-0677</b>
7077697	<b>05-0217</b>	77363970	<b>05-0679</b>	793962	<b>05-0147</b>	4347257	<b>05-0068</b>	77363969	<b>05-0678</b>
7078624	<b>04-0676</b>	77364028	<b>04-0934</b>	795621	<b>05-0044</b>	4347258	<b>04-0072</b>	77363970	<b>05-0679</b>
7078627	<b>05-0221</b>	77364467	<b>05-0680</b>	82409600	<b>54-0011</b>	4373614	<b>04-0072</b>	77364028	<b>04-0934</b>
7078629	<b>05-0273</b>	77364499	<b>05-0673</b>	82442897	<b>55-0015</b>	4379876	<b>09-0001</b>	77364118	<b>05-0726</b>
7078823	<b>05-0278</b>	77364611	<b>05-0683</b>	870832	<b>04-0008</b>	4394460	<b>04-0072</b>	77364121	<b>05-0727</b>
7079433	<b>05-0278</b>	77364659	<b>05-0682</b>	891486	<b>04-0008</b>	4394464	<b>04-0010</b>	77364123	<b>05-0728</b>
7079435	<b>05-0279</b>	77364662	<b>05-0681</b>	9292865	<b>04-0008</b>	4394467	<b>04-0433</b>	77364125	<b>05-0729</b>
7081423	<b>04-0811</b>	7740758	<b>04-0644</b>	9463378380	<b>05-0325</b>	4394470	<b>04-0433</b>	77364499	<b>05-0673</b>
7081575	<b>04-0811</b>	7757604	<b>04-0612</b>	9463378480	<b>05-0411</b>	4397952	<b>04-0012</b>	77364703	<b>05-0677</b>
7081967	<b>05-0088</b>	7759547	<b>55-0027</b>	9566949780	<b>04-0642</b>	4398074	<b>09-0001</b>	7757604	<b>04-0612</b>
7082150	<b>04-0820</b>	7767150	<b>05-0044</b>	9567205380	<b>05-0253</b>	4410503	<b>05-0019</b>	7767150	<b>05-0044</b>
7082215	<b>05-0353</b>	790164	<b>04-0073</b>	9567205480	<b>05-0252</b>	4412833	<b>05-0015</b>	790049	<b>04-0072</b>
7082220	<b>05-0354</b>	790204	<b>05-0019</b>	9626813180	<b>54-0046</b>	4447257	<b>05-0068</b>	790204	<b>05-0019</b>
71737950	<b>04-0612</b>	790205	<b>05-0022</b>	9635975480	<b>54-0046</b>	46421943	<b>54-0042</b>	790215	<b>04-0072</b>
71737951	<b>04-0612</b>	790215	<b>04-0072</b>	9639573480	<b>54-0064</b>	46535126	<b>05-0208</b>	790520	<b>09-0003</b>
71737952	<b>04-0602</b>	790417	<b>04-0084</b>	9641622380	<b>54-0046</b>	46541666	<b>54-0060</b>	790608	<b>05-0024</b>
71737954	<b>04-0500</b>	790513	<b>05-0014</b>	9682650080	<b>54-0046</b>	46541667	<b>54-0061</b>	790616	<b>04-0181</b>
71737956	<b>04-0645</b>	790519	<b>05-0014</b>	973988	<b>04-0002</b>	46741476	<b>05-0290</b>	790833	<b>04-0156</b>
71737957	<b>04-0644</b>	790607	<b>09-0007</b>	974254	<b>04-0008</b>	55196189	<b>54-0061</b>	790837	<b>05-0024</b>
71737958	<b>04-0812</b>	790608	<b>05-0024</b>	974349	<b>04-0007</b>	55196190	<b>54-0060</b>	790838	<b>05-0024</b>
71738321	<b>04-0254</b>	790610	<b>04-0161</b>	98845053	<b>04-0820</b>	5950290	<b>05-0068</b>	791440	<b>05-0028</b>
71738325	<b>04-0253</b>	790650	<b>09-0002</b>	98845068	<b>04-0612</b>	5987896	<b>04-0279</b>	791456	<b>09-0006</b>
71738326	<b>04-0642</b>	790663	<b>05-0062</b>	9939672	<b>05-0091</b>	60801973	<b>54-0061</b>	791459	<b>09-0001</b>
71738328	<b>04-0156</b>	790665	<b>04-0009</b>	9939963	<b>05-0234</b>	7074619	<b>05-0088</b>	791461	<b>09-0003</b>
71738329	<b>04-0072</b>	790833	<b>04-0156</b>	9941368	<b>05-0234</b>	7075920	<b>05-0217</b>	791462	<b>09-0013</b>
71738443	<b>05-0066</b>	790837	<b>05-0024</b>	9943705	<b>05-0091</b>	7077609	<b>04-0642</b>	791737	<b>09-0012</b>
71738446	<b>05-0044</b>	790838	<b>05-0024</b>	9944386	<b>05-0208</b>	7077696	<b>05-0218</b>	792040	<b>05-0066</b>
71738467	<b>54-0023</b>	790853	<b>04-0050</b>	9945379	<b>04-0156</b>	7077697	<b>05-0217</b>	792722	<b>05-0028</b>
71738468	<b>54-0023</b>	790860	<b>05-0065</b>	9945760	<b>05-0208</b>	7078823	<b>05-0278</b>	792895	<b>05-0066</b>
71739127	<b>05-0218</b>	790981	<b>09-0008</b>	9945762	<b>05-0208</b>	7079433	<b>05-0278</b>	792915	<b>05-0028</b>
71739128	<b>05-0088</b>	790996	<b>09-0005</b>	9945980	<b>04-0442</b>	7079435	<b>05-0279</b>	792987	<b>05-0019</b>
71739129	<b>05-0221</b>	791113	<b>04-0183</b>	9947094	<b>04-0500</b>	7079934	<b>05-0291</b>	793007	<b>05-0028</b>
71739591	<b>05-0278</b>	791159	<b>04-0066</b>	9947098	<b>05-0044</b>	7081967	<b>05-0088</b>	793010	<b>05-0028</b>
71739592	<b>05-0208</b>	791164	<b>05-0023</b>	9947099	<b>05-0208</b>	7082150	<b>04-0820</b>	793034	<b>05-0024</b>
71739993	<b>05-0091</b>	791193	<b>05-0065</b>	9947161	<b>04-0645</b>	7082215	<b>05-0353</b>	793039	<b>05-0024</b>
71739995	<b>05-0234</b>	791440	<b>05-0025</b>	9947943	<b>04-0612</b>	7082220	<b>05-0354</b>	793053	<b>05-0024</b>
71739998	<b>05-0217</b>	791456	<b>09-0006</b>	9948195	<b>04-0500</b>	71737949	<b>04-0646</b>	793266	<b>05-0044</b>
71739999	<b>05-0253</b>	791459	<b>09-0001</b>	9948232	<b>04-0156</b>	71737950	<b>04-0612</b>	793437	<b>04-0254</b>
71740002	<b>05-0252</b>	791460	<b>09-0002</b>	9948315	<b>05-0208</b>	71737951	<b>04-0612</b>	793604	<b>05-0147</b>
71740005	<b>05-0150</b>	791475	<b>09-0004</b>	9948361	<b>04-0690</b>	71737952	<b>04-0602</b>	793962	<b>05-0147</b>
71740006	<b>05-0021</b>	791487	<b>05-0067</b>	9948369	<b>04-0742</b>	71737954	<b>04-0500</b>	795621	<b>05-0044</b>
71740008	<b>05-0028</b>	792040	<b>05-0066</b>	9948580	<b>05-0289</b>	71737958	<b>04-0812</b>	82409600	<b>54-0011</b>
71740372	<b>55-0072</b>	792088	<b>05-0028</b>	9948585	<b>05-0289</b>	71738321	<b>04-0254</b>	82442897	<b>55-0015</b>
71742785	<b>05-0684</b>	792218	<b>09-0008</b>	9948586	<b>05-0290</b>	71738326	<b>04-0642</b>	9463378380	<b>05-0325</b>
71742786	<b>05-0686</b>	792722	<b>05-0028</b>	9948931	<b>04-0812</b>	71738328	<b>04-0156</b>	9463378480	<b>05-0411</b>
71742838	<b>04-0875</b>	792895	<b>05-0066</b>	9949305	<b>05-0317</b>	71738329	<b>04-0072</b>	9467547580	<b>05-0731</b>
7611100	<b>05-0001</b>	792915	<b>05-0028</b>	9949542	<b>05-0461</b>	71738443	<b>05-0066</b>	9467547680	<b>05-0732</b>
7613105	<b>05-0019</b>	792987	<b>05-0019</b>	9949543	<b>05-0442</b>	71738446	<b>05-0044</b>	9467549588	<b>04-0966</b>
7621101	<b>04-0072</b>	792999	<b>05-0025</b>	9949545	<b>05-0480</b>	71739128	<b>05-0088</b>	9566949780	<b>04-0642</b>
7631110	<b>09-0001</b>	793007	<b>05-0028</b>	9949546	<b>05-0480</b>	71739591	<b>05-0278</b>	9567211580	<b>05-0228</b>
7651142	<b>05-0150</b>	793010	<b>05-0028</b>	9949547	<b>05-0456</b>	71739592	<b>05-0208</b>	9567211680	<b>05-0227</b>
7692964	<b>05-0150</b>	793034	<b>05-0024</b>	9949548	<b>05-0456</b>	71739992	<b>05-0228</b>	9639573480	<b>54-0064</b>
7696710	<b>04-0156</b>	793039	<b>05-0024</b>	9950677	<b>05-0208</b>	71739995	<b>05-0234</b>	98845053	<b>04-0820</b>
7708289	<b>55-0029</b>	793040	<b>05-0023</b>	9950817	<b>04-0644</b>	71739996	<b>05-0227</b>	98845068	<b>04-0612</b>
7734997	<b>04-0602</b>	793053	<b>05-0024</b>	LF168102.00	<b>05-0020</b>	71739998	<b>05-0217</b>	9937665	<b>05-0130</b>
77362164	<b>05-0667</b>	793141	<b>05-0062</b>			71740005	<b>05-0150</b>	9937777	<b>04-0181</b>
77362384	<b>05-0483</b>	793143	<b>05-0014</b>			71740008	<b>05-0028</b>	9938829	<b>05-0130</b>
77362404	<b>05-0470</b>	793148	<b>05-0014</b>			7545170	<b>05-0110</b>	9938868	<b>04-0249</b>
77362405	<b>05-0471</b>	793193	<b>05-0065</b>			7613105	<b>05-0019</b>	9939963	<b>05-0234</b>
77362445	<b>04-0868</b>	793244	<b>05-0067</b>			7621101	<b>04-0072</b>	9940554	<b>04-0249</b>
77362463	<b>04-0812</b>	793266	<b>05-0044</b>	1487399080	<b>55-0083</b>	7631110	<b>09-0001</b>	9940558	<b>04-0250</b>
77362469	<b>05-0529</b>	793289	<b>05-0008</b>	3980011	<b>04-0072</b>	7651142	<b>05-0150</b>	9941368	<b>05-0234</b>
77362514	<b>05-0525</b>	793289	<b>05-0063</b>	4054713	<b>04-0010</b>	7692964	<b>05-0150</b>	9944386	<b>05-0208</b>
77362518	<b>05-0524</b>	793290	<b>05-0009</b>	4065993	<b>54-0005</b>	7696710	<b>04-0156</b>	9945379	<b>04-0156</b>
77362526	<b>05-0523</b>	793291	<b>05-0008</b>	4121616	<b>04-0072</b>	7713643	<b>05-0110</b>	9945760	<b>05-0208</b>
77362544	<b>05-0672</b>	793294	<b>05-0064</b>	4139490	<b>04-0433</b>	7729634	<b>04-0646</b>	9945762	<b>05-0208</b>

Ad. OE	METELLI ref.	Ad. OE	METELLI ref.	Ad. OE	METELLI ref.	Ad. OE	METELLI ref.	Ad. OE	METELLI ref.
<b>FIAT LCV</b>		1054047	<b>55-0078</b>	1S717A543AE	<b>55-0085</b>	7281468	<b>05-0377</b>	1045108	<b>55-0091</b>
		105E2261	<b>04-0037</b>	1X437A543AA	<b>55-0085</b>	72GB2261BA	<b>04-0049</b>	1047659	<b>05-0635</b>
		1064282	<b>05-0312</b>	1X437A543AB	<b>55-0085</b>	72GB2261CA	<b>04-0115</b>	1047660	<b>05-0486</b>
9945891	<b>04-0635</b>	1064284	<b>05-0301</b>	2S617A543AC	<b>55-0097</b>	72GB2661AA	<b>04-0354</b>	1073706	<b>55-0063</b>
9945895	<b>04-0636</b>	1064291	<b>55-0059</b>	2T142261AA	<b>04-0949</b>	7317054	<b>55-0079</b>	1104131	<b>04-0806</b>
9945896	<b>04-0634</b>	1073706	<b>55-0063</b>	3632082	<b>04-0714</b>	74BB2261AB	<b>04-0081</b>	1104132	<b>04-0831</b>
9945910	<b>04-0613</b>	1092259	<b>55-0078</b>	3632300	<b>04-0714</b>	74E52261AA	<b>04-0085</b>	1106629	<b>05-0637</b>
9945911	<b>04-0249</b>	1094179	<b>05-0312</b>	3M517A542AC	<b>55-0088</b>	75AB2061BA	<b>04-0112</b>	1126532	<b>04-0115</b>
9945939	<b>04-0250</b>	1100548	<b>05-0313</b>	3M517A542AD	<b>55-0088</b>	75AB2061CA	<b>04-0130</b>	1133442	<b>04-0356</b>
9945980	<b>04-0442</b>	1104131	<b>04-0806</b>	3M517A542AE	<b>55-0088</b>	75AB2062BA	<b>04-0111</b>	1145295	<b>04-0829</b>
9946048	<b>05-0238</b>	1104132	<b>04-0831</b>	3M517A542AF	<b>55-0088</b>	75AB2062CA	<b>04-0129</b>	1146125	<b>05-0455</b>
9946054	<b>05-0236</b>	1106077	<b>04-0893</b>	3M517A543AD	<b>55-0089</b>	75AB2261BA	<b>04-0086</b>	1146127	<b>05-0448</b>
9946055	<b>05-0241</b>	1111150	<b>05-0607</b>	3M517A543AE	<b>55-0089</b>	77EB2261AA	<b>04-0068</b>	1218798	<b>05-0639</b>
9946056	<b>05-0239</b>	1113641	<b>04-0605</b>	3M517A543AF	<b>55-0089</b>	77FB2261AD	<b>04-0068</b>	1218799	<b>05-0639</b>
9946385	<b>05-0130</b>	1120841	<b>05-0313</b>	3M517A543AG	<b>55-0089</b>	81AB2140BB	<b>05-0097</b>	1219805	<b>55-0063</b>
9946799	<b>05-0240</b>	1121925	<b>55-0085</b>	553750	<b>04-0048</b>	81AB2261AA	<b>04-0356</b>	1325337	<b>05-0639</b>
9946800	<b>05-0237</b>	1126532	<b>04-0115</b>	6009659	<b>04-0115</b>	82FB2261AA	<b>04-0426</b>	1325339	<b>05-0639</b>
9947094	<b>04-0500</b>	1133522	<b>55-0059</b>	6020783	<b>04-0081</b>	83BB2140SA	<b>05-0134</b>	1430782	<b>05-0448</b>
9947098	<b>05-0044</b>	1134816	<b>05-0640</b>	6023398	<b>04-0076</b>	83BB2261BA	<b>04-0157</b>	1433956	<b>05-0754</b>
9947099	<b>05-0208</b>	1137983	<b>55-0085</b>	6023399	<b>04-0086</b>	84FB2261AC	<b>04-0230</b>	1443447	<b>04-0223</b>
9947943	<b>04-0612</b>	113E2261	<b>04-0038</b>	6025668	<b>04-0085</b>	84FB2261BA	<b>04-0302</b>	1478964	<b>04-0223</b>
9948195	<b>04-0500</b>	1140628	<b>05-0638</b>	6028053	<b>04-0081</b>	84FB2261BC	<b>04-0231</b>	1517558	<b>04-0049</b>
9948232	<b>04-0156</b>	1144620	<b>05-0638</b>	6032983	<b>04-0112</b>	86AB2140AA	<b>05-0163</b>	1546810	<b>04-0241</b>
9948315	<b>05-0208</b>	1145295	<b>04-0829</b>	6032984	<b>04-0111</b>	87BB2261AA	<b>04-0444</b>	1546812	<b>04-0242</b>
9948361	<b>04-0690</b>	1146125	<b>05-0455</b>	6035875	<b>04-0068</b>	89AB2140DA	<b>05-0164</b>	1554324	<b>04-0164</b>
9948369	<b>04-0742</b>	1146127	<b>05-0448</b>	6035876	<b>04-0083</b>	89FB2261AB	<b>04-0350</b>	1554325	<b>04-0165</b>
9948586	<b>05-0290</b>	1148503	<b>55-0097</b>	6039406	<b>04-0130</b>	89FB2261CB	<b>04-0351</b>	1554476	<b>04-0167</b>
9948877	<b>05-0239</b>	1197846	<b>55-0097</b>	6039407	<b>04-0129</b>	91AB2140AA	<b>05-0165</b>	1554836	<b>04-0221</b>
9948883	<b>05-0239</b>	1206790	<b>55-0085</b>	6046469	<b>05-0083</b>	91AB2140EA	<b>05-0165</b>	1554837	<b>04-0222</b>
9948931	<b>04-0812</b>	1218798	<b>05-0639</b>	6046469	<b>05-0115</b>	91AB2140FA	<b>05-0166</b>	1556869	<b>04-0164</b>
9949305	<b>05-0317</b>	1218799	<b>05-0639</b>	6046470	<b>05-0083</b>	91AB2140FC	<b>05-0166</b>	1556870	<b>04-0165</b>
9949459	<b>04-0635</b>	1219805	<b>55-0063</b>	6057063	<b>05-0115</b>	91AB2261AA	<b>04-0115</b>	1556871	<b>04-0039</b>
9949542	<b>05-0461</b>	1223475	<b>05-0475</b>	6063234	<b>04-0068</b>	91AB2261BA	<b>04-0354</b>	1556872	<b>04-0035</b>
9949543	<b>05-0442</b>	1223483	<b>05-0475</b>	6063235	<b>04-0083</b>	91AB2261CA	<b>04-0356</b>	1560029	<b>04-0248</b>
9949547	<b>05-0456</b>	1223491	<b>04-0949</b>	6067714	<b>05-0114</b>	93BB2261BC	<b>04-0605</b>	1560032	<b>04-0247</b>
9949548	<b>05-0456</b>	1306698	<b>55-0059</b>	6067715	<b>05-0115</b>	93BB2261BD	<b>04-0605</b>	1560108	<b>05-0132</b>
9949588	<b>05-0446</b>	1325337	<b>05-0639</b>	6069633	<b>05-0113</b>	93BB2261EC	<b>04-0604</b>	1561066	<b>04-0166</b>
9949592	<b>05-0481</b>	1325339	<b>05-0639</b>	6078741	<b>04-0081</b>	93BB2261EC	<b>04-0605</b>	1561166	<b>04-0223</b>
9950677	<b>05-0208</b>	1326848	<b>55-0085</b>	6079641	<b>04-0081</b>	93BB2B507AA	<b>05-0268</b>	1561999	<b>04-0245</b>
		1330266	<b>55-0089</b>	6079642	<b>04-0068</b>	94BB7A543AA	<b>55-0078</b>	1584321	<b>05-0133</b>
		1351651	<b>55-0085</b>	6079643	<b>04-0083</b>	94BB7A543AB	<b>55-0078</b>	1613463	<b>05-0135</b>
		1366871	<b>55-0088</b>	6081237	<b>05-0097</b>	94BB7A543AC	<b>55-0078</b>	1619137	<b>04-0230</b>
<b>FORD AUSTRALIA</b>		1385739	<b>04-0949</b>	6088234	<b>04-0356</b>	94BB7A543AD	<b>55-0078</b>	1619138	<b>04-0231</b>
		1386631	<b>55-0088</b>	6090605	<b>04-0068</b>	94FB2261AA	<b>04-0683</b>	1619189	<b>05-0162</b>
9DA-2261B	<b>04-0453</b>	1430782	<b>05-0448</b>	6090606	<b>04-0083</b>	96FB2261BA	<b>04-0354</b>	1624961	<b>04-0353</b>
CH-2261A	<b>04-0445</b>	1469140	<b>05-0718</b>	6096066	<b>04-0157</b>	96FB7A543AC	<b>55-0091</b>	1630359	<b>04-0230</b>
P10036 (PBR ref.)	<b>04-0445</b>	1470050	<b>04-0233</b>	6102078	<b>05-0095</b>	96FB7A543AD	<b>55-0091</b>	1630360	<b>04-0231</b>
P5744 (PBR ref.)	<b>04-0453</b>	1476806	<b>55-0089</b>	6118143	<b>05-0134</b>	96FB7A543AE	<b>55-0091</b>	1708505	<b>04-0036</b>
		1478573	<b>55-0088</b>	6118144	<b>05-0099</b>	96FB7A543AF	<b>55-0091</b>	1708706	<b>04-0037</b>
		1488109	<b>05-0747</b>	6123361	<b>05-0116</b>	97BB2B507AA	<b>05-0268</b>	1737066	<b>04-0038</b>
<b>FORD BRASILE</b>		1517558	<b>04-0049</b>	6136543	<b>05-0163</b>	97BB2B507BA	<b>05-0275</b>	17H8152	<b>04-0029</b>
		1517559	<b>04-0354</b>	6136834	<b>05-0096</b>	97KB7A543AB	<b>55-0090</b>	2696472	<b>04-0038</b>
		1539937	<b>55-0089</b>	6136835	<b>05-0096</b>	98AB7A543AF	<b>55-0059</b>	2696482	<b>04-0036</b>
E8BZ2261A	<b>04-0514</b>	1550271	<b>04-0973</b>	6164952	<b>04-0444</b>	9S512261AA	<b>04-0602</b>	2950E226HD	<b>04-0166</b>
E8BZ2261B	<b>04-0514</b>	1554724	<b>04-0602</b>	6185943	<b>05-0164</b>	D0RY2261A	<b>04-0233</b>	3632082	<b>04-0076</b>
F0BZ2261A	<b>04-0514</b>	1563530	<b>05-0113</b>	6187600	<b>04-0350</b>	D8RZ2261B	<b>04-0068</b>	3632082	<b>04-0714</b>
		1583215	<b>05-0113</b>	6187601	<b>04-0351</b>	E5RY2261A	<b>04-0356</b>	3632300	<b>04-0714</b>
		1583479	<b>05-0112</b>	6187602	<b>04-0352</b>	F5RZ2261B	<b>04-0604</b>	4055730	<b>04-0618</b>
<b>FORD EUROPE</b>		1604645	<b>04-0426</b>	6196051	<b>04-0115</b>	F5RZ7A543A	<b>55-0078</b>	4059371	<b>05-0641</b>
		1613087	<b>05-0083</b>	6196052	<b>04-0354</b>	GWC1511	<b>04-0085</b>	4059372	<b>05-0642</b>
		1613463	<b>05-0135</b>	6196053	<b>04-0356</b>	XS2Z7A543AC	<b>55-0078</b>	4387348	<b>04-0937</b>
1006011	<b>04-0115</b>	1619137	<b>04-0230</b>	6508824	<b>04-0605</b>	XS2Z7A543AD	<b>55-0078</b>	4525694	<b>05-0641</b>
1006012	<b>04-0356</b>	1619138	<b>04-0231</b>	6581520	<b>05-0165</b>	YC152261AA	<b>04-0618</b>	4525696	<b>05-0642</b>
1006013	<b>04-0049</b>	1619189	<b>05-0162</b>	6581521	<b>05-0166</b>	YS412B507AB	<b>05-0313</b>	4641633	<b>04-0237</b>
1006016	<b>04-0354</b>	1625132	<b>04-0302</b>	6677340	<b>05-0268</b>	YS4Z2004AA	<b>05-0301</b>	6009659	<b>04-0115</b>
100E2061B	<b>04-0036</b>	1630359	<b>04-0230</b>	6789916	<b>55-0078</b>	YS4Z2261AA	<b>04-0115</b>	6023398	<b>04-0076</b>
100E2062B	<b>04-0034</b>	1630360	<b>04-0231</b>	6808555	<b>04-0605</b>			6025668	<b>04-0085</b>
1011360	<b>05-0372</b>	1708505	<b>04-0036</b>	6808556	<b>04-0606</b>			6035875	<b>04-0068</b>
1014817	<b>55-0091</b>	1708513	<b>04-0034</b>	6808557	<b>04-0604</b>	<b>FORD LCV</b>		6035876	<b>04-0083</b>
1017582	<b>55-0091</b>	1708706	<b>04-0037</b>	6842331	<b>05-0165</b>			6039406	<b>04-0130</b>
1019627	<b>05-0268</b>	1737066	<b>04-0038</b>	6922548	<b>05-0165</b>			6039407	<b>04-0129</b>
1019628	<b>05-0275</b>	1954497	<b>04-0667</b>	6922549	<b>05-0166</b>	1006011	<b>04-0115</b>	6046019	<b>04-0224</b>
1025055	<b>05-0314</b>	1954498	<b>04-0666</b>	6974959	<b>05-0275</b>	1006012	<b>04-0356</b>	6046020	<b>04-0562</b>
1032202	<b>55-0090</b>	1M517A543AA	<b>55-0059</b>	7090606	<b>04-0083</b>	1006013	<b>04-0049</b>	6046022	<b>04-0225</b>
1037718	<b>55-0078</b>	1S717A543AA	<b>55-0085</b>	7100750	<b>05-0165</b>	1011360	<b>05-0372</b>	6046023	<b>04-0561</b>
1038217	<b>55-0091</b>	1S717A543AB	<b>55-0085</b>	7117257	<b>04-0683</b>	1014817	<b>55-0091</b>	6046469	<b>05-0115</b>
1045108	<b>55-0091</b>	1S717A543AC	<b>55-0085</b>	7200918	<b>05-0398</b>	1017582	<b>55-0091</b>	6057063	<b>05-0115</b>
1047626	<b>05-0606</b>	1S717A543AD	<b>55-0085</b>	7200920	<b>05-0311</b>	1038217	<b>55-0091</b>	6063234	<b>04-0068</b>

Ad. OE	METELLI ref.	Ad. OE	METELLI ref.	Ad. OE	METELLI ref.	Ad. OE	METELLI ref.	Ad. OE	METELLI ref.
<b>FORD LCV</b>		84FB2261AC	<b>04-0230</b>	C9AZ2261A	<b>04-0737</b>	D5DZ2262A	<b>04-0289</b>	E5SZ2261A	<b>04-0735</b>
		84FB2261BC	<b>04-0231</b>	C9AZ2262A	<b>04-0736</b>	D6TZ2261A	<b>04-0536</b>	E5SZ2262A	<b>04-0734</b>
		86VB2261AA	<b>04-0327</b>	D1AZ2261A	<b>04-0290</b>	D6TZ2262A	<b>04-0535</b>	E6DZ2261A	<b>04-0539</b>
6063235	<b>04-0083</b>	86VB2261BA	<b>04-0328</b>	D1AZ2262A	<b>04-0289</b>	D9AZ2261B	<b>04-0524</b>	E7GZ2261A	<b>04-0325</b>
6067714	<b>05-0114</b>	86VB2261CA	<b>04-0330</b>	D20Z2261A	<b>04-0290</b>	E2TZ2261B	<b>04-0536</b>	E7GZ2261A	<b>04-0388</b>
6067715	<b>05-0115</b>	86VB2261DA	<b>04-0332</b>	D20Z2261B	<b>04-0290</b>	E2TZ2262B	<b>04-0535</b>	E9SZ2261B	<b>04-0833</b>
6079642	<b>04-0068</b>	86VB2261EA	<b>04-0334</b>	D20Z2262A	<b>04-0289</b>			F1CZ2261A	<b>04-0513</b>
6079643	<b>04-0083</b>	86VB2262CA	<b>04-0329</b>	D20Z2262B	<b>04-0289</b>			F2CZ2261A	<b>04-0513</b>
6081239	<b>05-0098</b>	86VB2262DA	<b>04-0331</b>	D2SZ2261A	<b>04-0737</b>	<b>FORD USA MERCURY</b>			
6083866	<b>05-0167</b>	86VB2262FA	<b>04-0333</b>	D2SZ2262A	<b>04-0736</b>	<b>FORD USA TRUCK</b>			
6083867	<b>05-0168</b>	86VB2A032AA	<b>05-0173</b>	D2ZZ2262A	<b>04-0287</b>	1006012	<b>04-0356</b>	8M2261A	<b>04-0737</b>
6083868	<b>05-0169</b>	86VB2A032BA	<b>05-0171</b>	D30Z2261C	<b>04-0290</b>	6088234	<b>04-0356</b>	8M2262A	<b>04-0736</b>
6088234	<b>04-0356</b>	86VB2A032CA	<b>05-0170</b>	D30Z2261D	<b>04-0737</b>	6196053	<b>04-0356</b>	937959	<b>04-0535</b>
6090605	<b>04-0068</b>	86VB2A032DA	<b>05-0172</b>	D30Z2262C	<b>04-0289</b>	81AB2261AA	<b>04-0356</b>	937960	<b>04-0536</b>
6090606	<b>04-0083</b>	8849646	<b>04-0245</b>	D30Z2262D	<b>04-0736</b>	8M2261A	<b>04-0737</b>	C20Z2261B	<b>04-0288</b>
6123361	<b>05-0116</b>	88VB2261AA	<b>04-0336</b>	D3SZ2261A	<b>04-0737</b>	8M2262A	<b>04-0736</b>	C20Z2262B	<b>04-0287</b>
6136834	<b>05-0096</b>	88VB2262AA	<b>04-0335</b>	D3SZ2262A	<b>04-0736</b>	91AB2261CA	<b>04-0356</b>	C2SZ2261A	<b>04-0289</b>
6136835	<b>05-0096</b>	89AB2140DA	<b>05-0164</b>	D3TZ2261A	<b>04-0288</b>	C0DD2261B	<b>04-0272</b>	C2VY2261A	<b>04-0290</b>
6150106	<b>04-0327</b>	89FB2261AB	<b>04-0350</b>	D3TZ2261B	<b>04-0290</b>	C20Z2261B	<b>04-0288</b>	C2VY2262A	<b>04-0289</b>
6150107	<b>04-0328</b>	91AB2140AA	<b>05-0165</b>	D3TZ2262A	<b>04-0287</b>	C20Z2262B	<b>04-0287</b>	C30Z2261A	<b>04-0290</b>
6150108	<b>04-0330</b>	91AB2140EA	<b>05-0165</b>	D3TZ2262B	<b>04-0289</b>	C2SZ2261A	<b>04-0289</b>	C30Z2262A	<b>04-0289</b>
6150109	<b>04-0332</b>	91AB2140FA	<b>05-0166</b>	D3ZZ2261A	<b>04-0288</b>	C2VY2261A	<b>04-0290</b>	C3AZ2261A	<b>04-0290</b>
6150110	<b>04-0334</b>	91AB2140FC	<b>05-0166</b>	D3ZZ2262A	<b>04-0287</b>	C2VY2262A	<b>04-0289</b>	C3AZ2261B	<b>04-0288</b>
6150111	<b>04-0329</b>	91AB2261AA	<b>04-0115</b>	D5DZ2261A	<b>04-0290</b>	C30Z2261A	<b>04-0290</b>	C3AZ2262A	<b>04-0287</b>
6150112	<b>04-0331</b>	91AB2261CA	<b>04-0356</b>	D5DZ2262A	<b>04-0289</b>	C30Z2262A	<b>04-0289</b>	C3AZ2262A	<b>04-0287</b>
6150113	<b>04-0333</b>	92VB2004AA	<b>05-0270</b>	D6TZ2261A	<b>04-0536</b>	C3AZ2261A	<b>04-0290</b>	C3AZ2262A	<b>04-0287</b>
6151043	<b>05-0173</b>	92VB2261AA	<b>04-0616</b>	D6TZ2262A	<b>04-0535</b>	C3AZ2261B	<b>04-0288</b>	C4TZ2261A	<b>04-0288</b>
6151044	<b>05-0171</b>	92VB2261BA	<b>04-0617</b>	D8BZ2261A	<b>04-0272</b>	C3AZ2262A	<b>04-0287</b>	C4TZ2262A	<b>04-0287</b>
6151045	<b>05-0170</b>	92VB2261CA	<b>04-0618</b>	E0ZZ2261A	<b>04-0271</b>	C3DZ2261A	<b>04-0272</b>	C5TZ2261C	<b>04-0737</b>
6151046	<b>05-0172</b>	96FB7A543AC	<b>55-0091</b>	E0ZZ2262A	<b>04-0271</b>	C4TZ2261A	<b>04-0288</b>	C5TZ2262A	<b>04-0736</b>
6182643	<b>04-0336</b>	96FB7A543AD	<b>55-0091</b>	E1FZ2261A	<b>04-0274</b>	C4TZ2262A	<b>04-0287</b>	C5TZ2262B	<b>04-0535</b>
6182644	<b>04-0335</b>	96FB7A543AE	<b>55-0091</b>	E1FZ2262A	<b>04-0273</b>	C5TZ2261C	<b>04-0737</b>	C60Z2261A	<b>04-0288</b>
6185943	<b>05-0164</b>	96FB7A543AF	<b>55-0091</b>	E2FZ2261A	<b>04-0274</b>	C5TZ2262A	<b>04-0736</b>	C60Z2262A	<b>04-0287</b>
6187600	<b>04-0350</b>	D8RZ2261B	<b>04-0068</b>	E2FZ2262B	<b>04-0273</b>	C60Z2261A	<b>04-0288</b>	C6TZ2261A	<b>04-0290</b>
6187602	<b>04-0352</b>	E5RY2261A	<b>04-0356</b>	E2TZ2261B	<b>04-0536</b>	C6TZ2262A	<b>04-0289</b>	C6TZ2262A	<b>04-0289</b>
6196051	<b>04-0115</b>	GWC1102	<b>04-0029</b>	E2TZ2262B	<b>04-0535</b>	C7AZ2261A	<b>04-0290</b>	C7AZ2261A	<b>04-0290</b>
6196053	<b>04-0356</b>	GWC1103	<b>04-0067</b>	E43Z2261A	<b>04-0276</b>	C7AZ2262A	<b>04-0290</b>	C7AZ2261C	<b>04-0290</b>
6397977	<b>04-0037</b>	YC152K478AA	<b>05-0641</b>	E43Z2262A	<b>04-0275</b>	C7AZ2262A	<b>04-0289</b>	C7AZ2262C	<b>04-0289</b>
6464704	<b>04-0616</b>	YC152K478AB	<b>05-0641</b>	E5SZ2261A	<b>04-0735</b>	C7AZ2261C	<b>04-0290</b>	C9AZ2261A	<b>04-0737</b>
6464705	<b>04-0617</b>	YC152K478BA	<b>05-0642</b>	E5SZ2262A	<b>04-0734</b>	C7AZ2262C	<b>04-0289</b>	C9AZ2262A	<b>04-0736</b>
6464706	<b>04-0618</b>	YC152K478BB	<b>05-0642</b>	E6DZ2261A	<b>04-0539</b>	D1AZ2261A	<b>04-0290</b>	D1AZ2262A	<b>04-0289</b>
6581520	<b>05-0165</b>	YS4Z2261AA	<b>04-0115</b>	E9SZ2261A	<b>04-0464</b>	D1AZ2262A	<b>04-0289</b>	D20Z2261A	<b>04-0290</b>
6581521	<b>05-0166</b>			E9SZ2262A	<b>04-0833</b>	D20Z2261A	<b>04-0290</b>	D20Z2261B	<b>04-0290</b>
6754692	<b>05-0270</b>			F1CZ2261A	<b>04-0513</b>	D20Z2261B	<b>04-0290</b>	D20Z2262A	<b>04-0289</b>
6842331	<b>05-0165</b>			F2CZ2261A	<b>04-0513</b>	D20Z2262A	<b>04-0289</b>	D20Z2262B	<b>04-0289</b>
68VB2261BA	<b>04-0425</b>	<b>FORD USA</b>				D20Z2262B	<b>04-0289</b>	D2SZ2261A	<b>04-0737</b>
68VB2261DB	<b>04-0223</b>					D2SZ2262A	<b>04-0736</b>	D2ZZ2262A	<b>04-0287</b>
6922548	<b>05-0165</b>	8M2261A	<b>04-0737</b>	<b>FORD USA LINCOLN</b>		D2ZZ2262A	<b>04-0287</b>	D30Z2261C	<b>04-0290</b>
6922549	<b>05-0166</b>	8M2262A	<b>04-0736</b>	937959	<b>04-0535</b>	D30Z2261D	<b>04-0290</b>	D30Z2261D	<b>04-0737</b>
6C112K478BC	<b>05-0754</b>	937959	<b>04-0535</b>	937960	<b>04-0536</b>	D30Z2262C	<b>04-0289</b>	D30Z2262D	<b>04-0736</b>
7034902	<b>05-0270</b>	937960	<b>04-0536</b>	C0DD2261B	<b>04-0272</b>	D30Z2262D	<b>04-0736</b>	D3SZ2261A	<b>04-0737</b>
7080017	<b>04-0038</b>	C0DD2261B	<b>04-0272</b>	C20Z2261B	<b>04-0288</b>	D3SZ2261A	<b>04-0737</b>	D3TZ2261A	<b>04-0288</b>
7090606	<b>04-0083</b>	C20Z2261B	<b>04-0288</b>	C20Z2262B	<b>04-0287</b>	D3TZ2261B	<b>04-0288</b>	D3TZ2262A	<b>04-0287</b>
7281468	<b>05-0377</b>	C20Z2262B	<b>04-0287</b>	C2VY2261A	<b>04-0290</b>	D3TZ2262A	<b>04-0287</b>	D3TZ2262B	<b>04-0289</b>
72GB2261CA	<b>04-0115</b>	C2SZ2261A	<b>04-0289</b>	C2VY2262A	<b>04-0289</b>	D3TZ2262B	<b>04-0289</b>	D3ZZ2261A	<b>04-0288</b>
72VB2061BB	<b>04-0221</b>	C2VY2261A	<b>04-0290</b>	C30Z2261A	<b>04-0290</b>	D3ZZ2262A	<b>04-0287</b>	D5DZ2261A	<b>04-0290</b>
72VB2061DB	<b>04-0164</b>	C2VY2262A	<b>04-0289</b>	C30Z2262A	<b>04-0289</b>	D5DZ2262A	<b>04-0289</b>	D6TZ2261A	<b>04-0535</b>
72VB2062BB	<b>04-0222</b>	C30Z2261A	<b>04-0290</b>	C3AZ2261A	<b>04-0290</b>	D6TZ2262A	<b>04-0272</b>	E0ZZ2261A	<b>04-0271</b>
72VB2062DB	<b>04-0165</b>	C30Z2262A	<b>04-0289</b>	C3AZ2262A	<b>04-0289</b>	E0ZZ2262A	<b>04-0271</b>	E1FZ2261A	<b>04-0274</b>
73VB2261AB	<b>04-0167</b>	C3AZ2261A	<b>04-0290</b>	C5TZ2261D	<b>04-0536</b>	E1FZ2262A	<b>04-0273</b>	E2FZ2261A	<b>04-0274</b>
74E52261AA	<b>04-0085</b>	C3AZ2261B	<b>04-0288</b>	C5TZ2262B	<b>04-0535</b>	E2FZ2262B	<b>04-0273</b>	E2TZ2261B	<b>04-0536</b>
74VB2261AA	<b>04-0166</b>	C3AZ2262A	<b>04-0287</b>	C6TZ2261A	<b>04-0290</b>	E3TZ2261A	<b>04-0274</b>	E2TZ2262B	<b>04-0535</b>
75AB2061CA	<b>04-0130</b>	C3AZ2262A	<b>04-0289</b>	C6TZ2262A	<b>04-0289</b>	E3TZ2261B	<b>04-0274</b>	E3TZ2261A	<b>04-0726</b>
75AB2062CA	<b>04-0129</b>	C3DZ2261A	<b>04-0272</b>	C7AZ2261A	<b>04-0290</b>	E4TZ2261A	<b>04-0273</b>	E69Z2261A	<b>04-0540</b>
76UB2261CA	<b>04-0562</b>	C4TZ2261A	<b>04-0288</b>	C7AZ2261C	<b>04-0290</b>	E69Z2261A	<b>04-0274</b>	E89Z2261A	<b>04-0540</b>
76UB2262CA	<b>04-0561</b>	C4TZ2262A	<b>04-0287</b>	C7AZ2262A	<b>04-0289</b>	E9TZ2261A	<b>04-0276</b>	E9TZ2261A	<b>04-0838</b>
76VB2261BA	<b>04-0224</b>	C5TZ2261C	<b>04-0737</b>	C7AZ2262C	<b>04-0289</b>	E5RZ2261A	<b>04-0275</b>	ZZL026610	<b>04-0540</b>
76VB2262BA	<b>04-0225</b>	C5TZ2261D	<b>04-0536</b>	D1AZ2261A	<b>04-0290</b>				
77EB2261AA	<b>04-0068</b>	C5TZ2262A	<b>04-0736</b>	D1AZ2262A	<b>04-0289</b>				
77FB2261AD	<b>04-0068</b>	C5TZ2262B	<b>04-0535</b>	D20Z2261A	<b>04-0290</b>				
80VB2A032AA	<b>05-0167</b>	C60Z2261A	<b>04-0288</b>	D20Z2261B	<b>04-0290</b>				
80VB2A032BA	<b>05-0168</b>	C60Z2262A	<b>04-0287</b>	D20Z2262A	<b>04-0289</b>				
80VB2A032CA	<b>05-0169</b>	C6TZ2261A	<b>04-0290</b>	D20Z2262B	<b>04-0289</b>				
80VB2A032GA	<b>05-0168</b>	C6TZ2262A	<b>04-0289</b>	D30Z2261C	<b>04-0290</b>				
80VB2A032HA	<b>05-0169</b>	C7AZ2261A	<b>04-0290</b>	D30Z2262C	<b>04-0289</b>				
80VB2A032JA	<b>05-0167</b>	C7AZ2261C	<b>04-0290</b>	D3TZ2261B	<b>04-0290</b>				
81AB2140DB	<b>05-0098</b>	C7AZ2262A	<b>04-0289</b>	D3TZ2262B	<b>04-0289</b>				
81AB2261AA	<b>04-0356</b>	C7AZ2262C	<b>04-0289</b>	D5DZ2261A	<b>04-0290</b>				



Ad. OE	METELLI ref.	Ad. OE	METELLI ref.	Ad. OE	METELLI ref.	Ad. OE	METELLI ref.	Ad. OE	METELLI ref.
<b>FSO POLSKY</b>		18029943	<b>04-0720</b>	18013956	<b>04-0837</b>	18004888	<b>04-0519</b>	18008649	<b>04-0284</b>
		21019205	<b>04-0760</b>	18014081	<b>04-0835</b>	18004890	<b>04-0291</b>	18009123	<b>04-0528</b>
		5462939	<b>04-0730</b>	18014168	<b>04-0541</b>	18007980	<b>04-0229</b>	18010106	<b>04-0528</b>
4065993	<b>54-0005</b>	5465497	<b>04-0292</b>	18014171	<b>04-0749</b>	18008056	<b>04-0229</b>	18011143	<b>04-0537</b>
4121616	<b>04-0072</b>	5465580	<b>04-0291</b>	18014499	<b>04-0543</b>	18009377	<b>04-0523</b>	18012303	<b>04-0229</b>
4188216	<b>54-0005</b>	5469321	<b>04-0730</b>	18014589	<b>04-0741</b>	18012273	<b>04-0732</b>	18012304	<b>04-0537</b>
4188216G	<b>54-0005G</b>	5472327	<b>04-0292</b>	18015812	<b>04-0728</b>	18012303	<b>04-0229</b>	18012582	<b>04-0518</b>
4188225	<b>05-0063</b>			18017570	<b>04-0729</b>	18012305	<b>04-0523</b>	18012582	<b>04-0720</b>
4189021	<b>05-0063</b>			18019217	<b>04-0832</b>	18013954	<b>04-0836</b>	18013386	<b>04-0730</b>
4190178G	<b>55-0010G</b>	<b>GM (USA) CADILLAC</b>		18019496	<b>04-0733</b>	18013956	<b>04-0837</b>	18014168	<b>04-0541</b>
4191164	<b>54-0005</b>			18020210	<b>04-0518</b>	18014081	<b>04-0835</b>	18014171	<b>04-0749</b>
4203721	<b>05-0063</b>			18020210	<b>04-0720</b>	18015812	<b>04-0728</b>	18014499	<b>04-0543</b>
4208251	<b>55-0010</b>	18001997	<b>04-0292</b>	18029868	<b>04-0765</b>	18017570	<b>04-0729</b>	18014589	<b>04-0741</b>
4231433	<b>05-0063</b>	18004793	<b>04-0292</b>	18029943	<b>04-0518</b>	18020674	<b>04-0752</b>	18019217	<b>04-0832</b>
4231877	<b>05-0005</b>	18004880	<b>04-0291</b>	18029943	<b>04-0720</b>	18029766	<b>04-0752</b>	18020210	<b>04-0518</b>
4239978	<b>05-0005</b>	18004890	<b>04-0291</b>	18039335	<b>04-0765</b>			18020210	<b>04-0720</b>
4242011	<b>05-0005</b>	18004946	<b>04-0750</b>	2621260	<b>04-0544</b>			18029868	<b>04-0765</b>
4277188	<b>04-0006</b>	18008649	<b>04-0284</b>	2621267	<b>04-0545</b>	<b>GM (USA) OLDSMOBILE</b>		18029943	<b>04-0518</b>
4285587	<b>05-0005</b>	18009123	<b>04-0528</b>	4761603	<b>04-0544</b>			18029943	<b>04-0720</b>
4298756	<b>04-0005</b>	18010106	<b>04-0528</b>	5452329	<b>04-0750</b>			18039335	<b>04-0765</b>
4306333	<b>05-0063</b>	18012582	<b>04-0518</b>	5462939	<b>04-0730</b>	18001997	<b>04-0292</b>	3492361	<b>05-0180</b>
4341665	<b>05-0005</b>	18012582	<b>04-0720</b>	5464077	<b>04-0519</b>	18003743	<b>04-0229</b>	5462939	<b>04-0730</b>
4341995	<b>05-0005</b>	18014081	<b>04-0835</b>	5465497	<b>04-0292</b>	18003905	<b>04-0731</b>	5464077	<b>04-0519</b>
4347258	<b>04-0072</b>	18014168	<b>04-0541</b>	5465580	<b>04-0291</b>	18004793	<b>04-0292</b>	5465497	<b>04-0292</b>
4363679	<b>05-0063</b>	18019217	<b>04-0832</b>	5468290	<b>04-0750</b>	18004880	<b>04-0291</b>	5465580	<b>04-0291</b>
4372983	<b>05-0005</b>	18020210	<b>04-0518</b>	5469245	<b>04-0519</b>	18004888	<b>04-0519</b>	5469245	<b>04-0519</b>
4373614	<b>04-0072</b>	18020210	<b>04-0720</b>	5469321	<b>04-0730</b>	18004889	<b>04-0730</b>	5469321	<b>04-0730</b>
4373639	<b>05-0063</b>	18020674	<b>04-0752</b>	5469331	<b>04-0750</b>	18004890	<b>04-0291</b>	5472327	<b>04-0292</b>
4373736	<b>04-0050</b>	18029766	<b>04-0752</b>	5472327	<b>04-0292</b>	18004946	<b>04-0750</b>	90235420	<b>04-0300</b>
4374129	<b>05-0008</b>	18029943	<b>04-0518</b>	91172682	<b>04-0739</b>	18005894	<b>04-0228</b>		
4379876	<b>09-0001</b>	18029943	<b>04-0720</b>	91172683	<b>04-0738</b>	18007980	<b>04-0229</b>		
4394460	<b>04-0072</b>	4761602	<b>04-0752</b>	94656167	<b>04-0842</b>	18007981	<b>04-0228</b>		
4394469	<b>04-0050</b>	5452329	<b>04-0750</b>	94843771	<b>04-0270</b>	18008056	<b>04-0229</b>	<b>HONDA</b>	
4394596	<b>05-0021</b>	5465497	<b>04-0292</b>	94843772	<b>04-0269</b>	18008649	<b>04-0284</b>		
4394597	<b>05-0021</b>	5465580	<b>04-0291</b>	94847494	<b>04-0269</b>	18009123	<b>04-0528</b>	43030-SP8-000	<b>04-0461</b>
4398074	<b>09-0001</b>	5468290	<b>04-0750</b>	94847495	<b>04-0270</b>	18010106	<b>04-0528</b>	43031-SP8-000	<b>04-0462</b>
7621101	<b>04-0072</b>	5469331	<b>04-0750</b>	94851529	<b>04-0269</b>	18012303	<b>04-0229</b>	43033-SE1-000	<b>04-0502</b>
7631110	<b>09-0001</b>	5472327	<b>04-0292</b>	94851530	<b>04-0270</b>	18012582	<b>04-0518</b>	43300-634-003	<b>04-0194</b>
790215	<b>04-0072</b>			94853016	<b>04-0269</b>	18012582	<b>04-0720</b>	43300-634-670	<b>04-0062</b>
790853	<b>04-0050</b>			94853017	<b>04-0270</b>	18013386	<b>04-0730</b>	43300-671-601	<b>04-0195</b>
791459	<b>09-0001</b>	<b>GM (USA) CADILLAC</b>		94855769	<b>04-0269</b>	18014168	<b>04-0541</b>	43300-671-632	<b>04-0286</b>
793289	<b>05-0008</b>			94855770	<b>04-0270</b>	18014171	<b>04-0749</b>	43300-671-633	<b>04-0286</b>
793289	<b>05-0063</b>			96052368	<b>04-0507</b>	18014499	<b>04-0543</b>	43300-680-931	<b>04-0062</b>
793291	<b>05-0008</b>	18014081	<b>04-0835</b>			18014589	<b>04-0741</b>	43300-692-003	<b>04-0379</b>
793305	<b>05-0005</b>			<b>GM (USA) GEO</b>		18017570	<b>04-0729</b>	43300-692-013	<b>04-0208</b>
793307	<b>05-0021</b>					18019217	<b>04-0832</b>	43300-QH5-003	<b>04-0718</b>
793309	<b>05-0021</b>	<b>GM (USA) CHEVROLET</b>				18020210	<b>04-0518</b>	43300-S04-003	<b>04-0474</b>
						18020210	<b>04-0720</b>	43300-S10-003	<b>04-0910</b>
<b>GM (USA) BUICK</b>		18001997	<b>04-0292</b>	94133703	<b>04-0512</b>	18029868	<b>04-0765</b>	43300-S1A-E61	<b>04-0847</b>
		18003743	<b>04-0229</b>	94362829	<b>04-0497</b>	18029943	<b>04-0518</b>	43300-S5A-003	<b>04-0798</b>
		18003905	<b>04-0731</b>	94843771	<b>04-0270</b>	18029943	<b>04-0720</b>	43300-S6A-J51	<b>04-0823</b>
18001997	<b>04-0292</b>	18004609	<b>04-0545</b>	94843772	<b>04-0269</b>	18039335	<b>04-0765</b>	43300-SA3-681	<b>04-0210</b>
18003743	<b>04-0229</b>	18004793	<b>04-0292</b>	94847494	<b>04-0269</b>	5452329	<b>04-0750</b>	43300-SAA-G01	<b>04-0816</b>
18003905	<b>04-0731</b>	18004794	<b>04-0544</b>	94847495	<b>04-0270</b>	5462939	<b>04-0730</b>	43300-SB0-671	<b>04-0379</b>
18004793	<b>04-0292</b>	18004880	<b>04-0291</b>	94851529	<b>04-0269</b>	5464077	<b>04-0519</b>	43300-SB2-003	<b>04-0210</b>
18004880	<b>04-0291</b>	18004888	<b>04-0519</b>	94851530	<b>04-0270</b>	5465497	<b>04-0292</b>	43300-SE0-003	<b>04-0294</b>
18004889	<b>04-0730</b>	18004888	<b>04-0519</b>	94853016	<b>04-0269</b>	5465580	<b>04-0291</b>	43300-SE0-013	<b>04-0294</b>
18004890	<b>04-0291</b>	18004889	<b>04-0730</b>	94853017	<b>04-0270</b>	5468290	<b>04-0750</b>	43300-SH3-J01	<b>04-0381</b>
18005894	<b>04-0228</b>	18004890	<b>04-0291</b>	94855769	<b>04-0269</b>	5469245	<b>04-0519</b>	43300-SH5-003	<b>04-0380</b>
18007980	<b>04-0229</b>	18004946	<b>04-0750</b>	94855770	<b>04-0270</b>	5469321	<b>04-0730</b>	43300-SH5-013	<b>04-0482</b>
18007981	<b>04-0228</b>	18005894	<b>04-0228</b>	96052368	<b>04-0507</b>	5469331	<b>04-0750</b>	43300-SJ8-003	<b>04-0863</b>
18008056	<b>04-0229</b>	18007980	<b>04-0229</b>	96058764	<b>04-0386</b>	5472327	<b>04-0292</b>	43300-SM4-A01	<b>04-0474</b>
18008649	<b>04-0284</b>	18007981	<b>04-0228</b>	96058765	<b>04-0385</b>			43300-SM5-A01	<b>04-0483</b>
18009123	<b>04-0528</b>	18008056	<b>04-0229</b>	96060654	<b>04-0387</b>			43300-SR3-003	<b>04-0381</b>
18010106	<b>04-0528</b>	18008649	<b>04-0284</b>	96064826	<b>04-0515</b>	<b>GM (USA) PONTIAC</b>		43300-ST3-E01	<b>04-0708</b>
18012303	<b>04-0229</b>	18009123	<b>04-0528</b>	96064827	<b>04-0516</b>			43301-692-003	<b>04-0207</b>
18012303	<b>04-0229</b>	18009377	<b>04-0523</b>					43301-S04-003	<b>04-0475</b>
18012582	<b>04-0518</b>	18010106	<b>04-0528</b>			18001997	<b>04-0292</b>	43301-S10-003	<b>04-0911</b>
18012582	<b>04-0720</b>	18011143	<b>04-0537</b>	<b>GM (USA) GMC TRUCK</b>		18003743	<b>04-0229</b>	43301-S1A-E61	<b>04-0848</b>
18013386	<b>04-0730</b>	18012056	<b>04-0538</b>			18004793	<b>04-0292</b>	43301-S5A-003	<b>04-0796</b>
18014168	<b>04-0541</b>	18012273	<b>04-0732</b>			18004880	<b>04-0291</b>	43301-S6A-J51	<b>04-0817</b>
18014171	<b>04-0749</b>	18012303	<b>04-0229</b>	18001997	<b>04-0292</b>	18004888	<b>04-0519</b>	43301-SA3-681	<b>04-0209</b>
18014499	<b>04-0543</b>	18012304	<b>04-0537</b>	18003743	<b>04-0229</b>	18004889	<b>04-0730</b>	43301-SB2-003	<b>04-0209</b>
18014589	<b>04-0741</b>	18012305	<b>04-0523</b>	18003905	<b>04-0731</b>	18004890	<b>04-0291</b>	43301-SH3-J01	<b>04-0382</b>
18019217	<b>04-0832</b>	18012582	<b>04-0518</b>	18004609	<b>04-0545</b>	18005894	<b>04-0228</b>	43301-SJ8-003	<b>04-0864</b>
18020210	<b>04-0518</b>	18012582	<b>04-0720</b>	18004793	<b>04-0292</b>	18007980	<b>04-0229</b>	43301-SM4-A01	<b>04-0475</b>
18020210	<b>04-0720</b>	18013386	<b>04-0730</b>	18004794	<b>04-0544</b>	18007981	<b>04-0228</b>	43301-SM5-A01	<b>04-0484</b>
18029943	<b>04-0518</b>	18013954	<b>04-0836</b>	18004880	<b>04-0291</b>	18008056	<b>04-0229</b>	43301-SR3-003	<b>04-0382</b>

Ad. OE	METELLI ref.	Ad. OE	METELLI ref.	Ad. OE	METELLI ref.	Ad. OE	METELLI ref.	Ad. OE	METELLI ref.
<b>HONDA</b>		58380-24003	<b>04-0659</b>	8-94230541-5	<b>04-0490</b>	4717095	<b>09-0003</b>	<b>JAGUAR</b>	
		58380-25000	<b>04-0708</b>	8-94233500-3	<b>04-0366</b>	4720219	<b>04-0614</b>		
		58380-25200	<b>04-0819</b>	8-94233500-4	<b>04-0366</b>	4720220	<b>04-0412</b>		
43301-ST3-E01	<b>04-0707</b>	58380-25200	<b>04-0819</b>	8-94233500-5	<b>04-0366</b>	4723798	<b>05-0106</b>	C2S14144	<b>55-0085</b>
46100-692-003	<b>05-0209</b>	58380-28001	<b>04-0657</b>	8-94233500-6	<b>04-0366</b>	4726277	<b>05-0107</b>	C2S18072	<b>55-0085</b>
46100-692-013	<b>05-0209</b>	58380-2D000	<b>04-0708</b>	8-94362829-0	<b>04-0497</b>	4726714	<b>55-0031</b>	C2S41449	<b>55-0085</b>
46100-692-872	<b>05-0209</b>	58380-2D020	<b>04-0708</b>	8-97319300-0	<b>04-0904</b>	4727624	<b>04-0410</b>	CAC 1229	<b>05-0089</b>
46100-S04-A02	<b>05-0497</b>	58380-32300	<b>04-0689</b>	D66670137	<b>04-0711</b>	4732110	<b>05-0105</b>	GMC 414	<b>05-0089</b>
46100-S04-A13	<b>05-0498</b>	58380-3A000	<b>04-0907</b>			4735277	<b>04-0640</b>		
46100-S04-A14	<b>05-0498</b>	58380-H1030	<b>04-0993</b>			4744164	<b>04-0410</b>		
46100-S04-J01	<b>05-0758</b>	58420-4A000	<b>04-0988</b>	<b>IVECO</b>		4754206	<b>05-0105</b>	<b>JEEP</b>	
46100-S04-J02	<b>05-0758</b>	58420-4A020	<b>04-0988</b>			4756967	<b>04-0614</b>		
46100-S04-J04	<b>05-0758</b>	58510-02000	<b>05-0346</b>			4756968	<b>04-0412</b>		
46100-S1A-G02	<b>05-0329</b>	58510-02330	<b>05-0698</b>	2991743	<b>05-0235</b>	4758288	<b>05-0109</b>	4423601	<b>04-0865</b>
46100-S6D-G01	<b>05-0330</b>	58510-17000	<b>05-0349</b>	2991745	<b>05-0468</b>	4762814	<b>05-0105</b>	5252617	<b>04-0865</b>
46100-S6D-R01	<b>05-0333</b>	58510-17300	<b>05-0586</b>	4065993	<b>54-0005</b>	4765078	<b>05-0106</b>		
46100-S6F-G02	<b>05-0334</b>	58510-1C000	<b>05-0345</b>	4067826	<b>04-0401</b>	4765079	<b>05-0107</b>		
46100-SA5-003	<b>05-0145</b>	58510-1C050	<b>05-0649</b>	4071472	<b>04-0402</b>	4770993	<b>54-0007</b>		
46100-SA5-013	<b>05-0145</b>	58510-1C055	<b>05-0649</b>	4075358	<b>55-0011</b>	4774874	<b>55-0006</b>	<b>KIA</b>	
46100-SA5-023	<b>05-0145</b>	58510-29310	<b>05-0763</b>	4102475	<b>04-0404</b>	4777521	<b>54-0006</b>		
46100-SAA-G51	<b>05-0328</b>	59110-26050	<b>05-0347</b>	41211005	<b>55-0045</b>	4792417	<b>09-0003</b>	0K011-26-610	<b>04-0909</b>
46100-SAA-G52	<b>05-0328</b>	6023399	<b>04-0086</b>	4122369	<b>04-0013</b>	4792418	<b>09-0001</b>	0K045-26-610	<b>04-0991</b>
46100-SD2-A01	<b>05-0214</b>	6025668	<b>04-0085</b>	4122667	<b>04-0014</b>	4797280	<b>05-0110</b>	0K201-26-610A	<b>04-0777</b>
46100-SD4-802	<b>05-0321</b>	74E52261AA	<b>04-0085</b>	4122669	<b>04-0013</b>	4797460	<b>05-0110</b>	0K552-26-610	<b>04-0909</b>
46100-SE0-013	<b>05-0214</b>	75AB2261BA	<b>04-0086</b>	4146275	<b>54-0002</b>	4797843	<b>05-0139</b>	0K56A-26-610	<b>04-0959</b>
46100-SE0-901	<b>05-0214</b>	GWC 1820	<b>04-0049</b>	4146276	<b>54-0001</b>	4797844	<b>05-0140</b>	0K56B-26-610	<b>04-0959</b>
46100-SE0-903	<b>05-0214</b>			4161333	<b>55-0007</b>	4797845	<b>55-0005</b>	0K56B-26-710	<b>04-0958</b>
46100-SF9-013	<b>05-0211</b>			4164296	<b>05-0105</b>	4800161	<b>55-0009</b>	58330-07000	<b>04-0985</b>
46100-SH3-A04	<b>05-0210</b>	<b>HYUNDAI LCV</b>		4166208	<b>55-0010</b>	4802930	<b>05-0110</b>	58330-FD100	<b>04-0957</b>
46100-SH3-A05	<b>05-0210</b>			4188216	<b>54-0005</b>	4804129	<b>05-0151</b>	58330-FD200	<b>04-0957</b>
46100-SH3-A06	<b>05-0210</b>			4188216G	<b>54-0005G</b>	4804131	<b>05-0152</b>	59120-3E150	<b>05-0588</b>
46100-SK7-003	<b>05-0211</b>	58320-44210	<b>04-0922</b>	4189132	<b>54-0004</b>	4804132	<b>05-0153</b>	CA010-05610	<b>04-0985</b>
46100-SM4-G54	<b>05-0315</b>	58320-44220	<b>04-0922</b>	4190178G	<b>55-0010G</b>	4817854	<b>05-0157</b>		
46100-SR3-003	<b>05-0210</b>	58320-4A000	<b>04-0987</b>	4191164	<b>54-0005</b>	4837192	<b>04-0620</b>		
46100-SR3-013	<b>05-0210</b>	58320-4A020	<b>04-0987</b>	4203195	<b>04-0405</b>	4837193	<b>04-0754</b>		
		58420-44210	<b>04-0923</b>	4208251	<b>55-0010</b>	4837194	<b>04-0755</b>		
		58420-44220	<b>04-0923</b>	4210961	<b>05-0103</b>	4837195	<b>04-0621</b>		
<b>HONDA USA</b>		58420-4A000	<b>04-0988</b>	4212449	<b>04-0406</b>	4844300	<b>05-0110</b>	2101-1602510	<b>54-0010</b>
		58420-4A020	<b>04-0988</b>	4217815	<b>55-0026</b>	4848576	<b>54-0007</b>	2101-1602510	<b>54-0010G</b>
				4219866	<b>55-0008</b>	4848578	<b>54-0029</b>	2101-1602610	<b>55-0014</b>
43300-S5A-003	<b>04-0798</b>			4220639	<b>04-0025</b>	4853408	<b>55-0018</b>	2101-1602610	<b>55-0014G</b>
43301-S5A-003	<b>04-0796</b>			4220641	<b>04-0030</b>	4853409	<b>55-0019</b>	2101-3502040	<b>04-0072</b>
		<b>INNOCENTI</b>		4220643	<b>04-0016</b>	4854828	<b>54-0012</b>	2101-350204010	<b>04-0065</b>
				4221755	<b>54-0001</b>	4859829	<b>09-0019</b>	2101-3505008	<b>05-0009</b>
<b>HYUNDAI</b>		17H8152	<b>04-0029</b>	4221757	<b>54-0002</b>	500359653	<b>05-0460</b>	2101-3505009	<b>05-0063</b>
		37H2015	<b>04-0027</b>	4237415	<b>05-0106</b>	60102881	<b>04-0621</b>	2101-3512010	<b>09-0001</b>
		37H2016	<b>04-0028</b>	4237418	<b>05-0107</b>	60102882	<b>04-0620</b>	2103-2305009	<b>05-0063</b>
58320-4A000	<b>04-0987</b>	37H4641	<b>04-0135</b>	42530542	<b>05-0235</b>	60135419	<b>55-0001</b>	2105-3502040	<b>04-0184</b>
58320-4A020	<b>04-0987</b>	37H8597	<b>04-0055</b>	4254480	<b>05-0101</b>	60188878	<b>05-0292</b>	2108-3505010	<b>05-0090</b>
58330-02000	<b>04-0818</b>	557201118	<b>04-0055</b>	4254725	<b>04-0017</b>	61590154	<b>55-0021</b>	2121-3505009	<b>05-0063</b>
58330-02010	<b>04-0818</b>	557201119	<b>04-0072</b>	4259694	<b>54-0015</b>	7165213	<b>04-0016</b>		
58330-05500	<b>04-0956</b>	5987896	<b>04-0279</b>	4269534	<b>05-0102</b>	7165802	<b>04-0017</b>		
58330-11100	<b>04-0133</b>	6557201119	<b>04-0156</b>	4270737	<b>55-0007</b>	790520	<b>09-0003</b>		
58330-21010	<b>04-0390</b>	7074619	<b>05-0088</b>	4271838	<b>54-0001</b>	7984212	<b>04-0580</b>		
58330-21300	<b>04-0132</b>	7077696	<b>05-0218</b>	4271840	<b>54-0002</b>	7984278	<b>04-0414</b>		
58330-21320	<b>04-0392</b>	7081967	<b>05-0088</b>	4276036	<b>04-0024</b>	8121103	<b>04-0580</b>	1487399080	<b>55-0083</b>
58330-21321	<b>04-0392</b>	71739128	<b>05-0088</b>	4277619	<b>05-0103</b>	8121104	<b>04-0414</b>	4277473	<b>09-0003</b>
58330-22000	<b>04-0883</b>	7696710	<b>04-0156</b>	4277623	<b>05-0104</b>	8121575	<b>04-0247</b>	4394440	<b>05-0014</b>
58330-23300	<b>04-0393</b>	790833	<b>04-0156</b>	4285102	<b>55-0003</b>	8121576	<b>04-0248</b>	4396982	<b>05-0014</b>
58330-24002	<b>04-0658</b>	9945379	<b>04-0156</b>	4291534	<b>04-0620</b>	8122258	<b>05-0161</b>	4404483	<b>04-0066</b>
58330-24003	<b>04-0658</b>	9948232	<b>04-0156</b>	4291542	<b>04-0621</b>	8123580	<b>04-0420</b>	4404484	<b>04-0066</b>
58330-25000	<b>04-0707</b>	GWC 1101	<b>04-0043</b>	4291923	<b>55-0030</b>	8193387	<b>04-0580</b>	4410501	<b>05-0014</b>
58330-25200	<b>04-0818</b>	GWC 1102	<b>04-0029</b>	4292542	<b>55-0001</b>	8194527	<b>04-0420</b>	4410502	<b>05-0014</b>
58330-25300	<b>04-0818</b>	GWC 1103	<b>04-0067</b>	4292543	<b>55-0001</b>	8604136	<b>55-0066</b>	4412832	<b>54-0003</b>
58330-28001	<b>04-0656</b>	GWC 1126	<b>04-0055</b>	4294681	<b>04-0407</b>	9290536	<b>05-0103</b>	46424868	<b>55-0067</b>
58330-2D000	<b>04-0707</b>	GWC 1129	<b>04-0135</b>	4295958	<b>54-0014</b>	93155720	<b>04-0420</b>	46478560	<b>55-0040</b>
58330-2D020	<b>04-0707</b>	GWC 1131	<b>04-0077</b>	4296247	<b>04-0413</b>	93155721	<b>04-0580</b>	46478563	<b>55-0067</b>
58330-31010	<b>04-0356</b>	GWC 126	<b>04-0027</b>	4306986	<b>04-0614</b>	93155722	<b>04-0414</b>	46531635	<b>54-0023</b>
58330-32300	<b>04-0688</b>	GWC 127	<b>04-0028</b>	4311345	<b>54-0004</b>	93159002	<b>04-0223</b>	46541666	<b>54-0060</b>
58330-33100	<b>04-0505</b>			4311345G	<b>54-0004G</b>	93160540	<b>04-0223</b>	46541667	<b>54-0061</b>
58330-3A000	<b>04-0906</b>			4317214	<b>04-0408</b>	98434065	<b>05-0292</b>	46736971	<b>05-0300</b>
58330-H1030	<b>04-0992</b>	<b>ISUZU</b>		4317215	<b>04-0409</b>	98452387	<b>04-0652</b>	46741473	<b>05-0350</b>
58340-11100	<b>04-0134</b>			4324597	<b>05-0105</b>	99463713	<b>05-0292</b>	46741476	<b>05-0290</b>
58380-02000	<b>04-0819</b>			4398075	<b>09-0003</b>	99483920	<b>05-0431</b>	46833774	<b>05-0340</b>
58380-02010	<b>04-0819</b>	18017570	<b>04-0729</b>	4657683	<b>55-0002</b>	9981629	<b>05-0161</b>	51800566	<b>05-0683</b>
58380-05500	<b>04-0968</b>	8-94133703-2	<b>04-0512</b>	4700150	<b>55-0001</b>	9989017	<b>05-0092</b>	55196189	<b>54-0061</b>
58380-21010	<b>04-0391</b>	8-94206594-0	<b>04-0264</b>	4710914	<b>04-0754</b>			55196190	<b>54-0060</b>
58380-22000	<b>04-0884</b>	8-94230541-1	<b>04-0490</b>	4712856	<b>04-0282</b>			60627989	<b>05-0300</b>

Ad. OE	METELLI ref.	Ad. OE	METELLI ref.	Ad. OE	METELLI ref.	Ad. OE	METELLI ref.	Ad. OE	METELLI ref.
<b>LANCIA</b>		9947098	<b>05-0044</b>	1011-26-610A	<b>04-0450</b>	<b>MAZDA LCV</b>		168 290 04 12	<b>55-0060</b>
		9947099	<b>05-0208</b>	1011-26-610B	<b>04-0450</b>			168 290 05 12	<b>55-0061</b>
		9947161	<b>04-0645</b>	1011-26-610C	<b>04-0450</b>			168 420 00 18	<b>04-0745</b>
60801973	<b>54-0061</b>	9948232	<b>04-0156</b>	1011-26-610D	<b>04-0450</b>	1011-26-610A	<b>04-0450</b>	168 420 01 18	<b>04-0746</b>
60811771	<b>54-0024</b>	9948315	<b>05-0208</b>	1011-26-710A	<b>04-0451</b>	1011-26-610B	<b>04-0450</b>	168 420 03 18	<b>04-0960</b>
60815246	<b>54-0023</b>	9948586	<b>05-0290</b>	1011-26-710B	<b>04-0451</b>	1011-26-610C	<b>04-0450</b>	168 430 00 01	<b>05-0293</b>
60815725	<b>05-0300</b>	9948931	<b>04-0812</b>	1011-26-710C	<b>04-0451</b>	1011-26-610D	<b>04-0450</b>	168 430 01 01	<b>05-0294</b>
71737952	<b>04-0602</b>	9949305	<b>05-0317</b>	1011-26-710D	<b>04-0451</b>	1011-26-710A	<b>04-0451</b>	168 430 02 01	<b>05-0294</b>
71737956	<b>04-0645</b>	9949615	<b>05-0560</b>	104-26-610B	<b>04-0450</b>	1011-26-710B	<b>04-0451</b>	169 290 03 12	<b>55-0073</b>
71737957	<b>04-0644</b>	9949652	<b>05-0479</b>	104-26-710B	<b>04-0451</b>	1011-26-710C	<b>04-0451</b>	169 290 04 12	<b>55-0092</b>
71737958	<b>04-0812</b>	9950677	<b>05-0208</b>	1745-26-610	<b>04-0215</b>	1011-26-710D	<b>04-0451</b>	169 430 01 01	<b>05-0668</b>
71738325	<b>04-0253</b>	9950817	<b>04-0644</b>	1745-26-610A	<b>04-0215</b>	104-26-610B	<b>04-0450</b>	201 290 04 11	<b>54-0017</b>
71738326	<b>04-0642</b>			1745-26-710	<b>04-0214</b>	104-26-710B	<b>04-0451</b>	202 290 01 12	<b>55-0023</b>
71738328	<b>04-0156</b>			1745-26-710A	<b>04-0214</b>	3632534	<b>04-0877</b>	202 290 04 11	<b>54-0017</b>
71738443	<b>05-0066</b>	<b>LAND ROVER</b>		1E03-41-990	<b>55-0091</b>	3632535	<b>04-0878</b>	203 290 01 12	<b>55-0062</b>
71738446	<b>05-0044</b>			1E03-41-990B	<b>55-0091</b>	LA01-26-610	<b>04-0498</b>	203 290 02 12	<b>55-0062</b>
71739592	<b>05-0208</b>			1E03-41-990C	<b>55-0091</b>	LA01-26-710	<b>04-0499</b>	211 290 01 12	<b>55-0084</b>
71739993	<b>05-0091</b>	233863	<b>04-0262</b>	1E04-26-610	<b>04-0806</b>	UB39-26-610	<b>04-0467</b>	639 290 00 12	<b>55-0094</b>
71740002	<b>05-0252</b>	233864	<b>04-0263</b>	1E04-26-610A	<b>04-0806</b>	UB39-26-710	<b>04-0468</b>	639 290 01 12	<b>55-0094</b>
7696710	<b>04-0156</b>	243296	<b>04-0260</b>	1E06-26-610	<b>04-0831</b>	ZZM2-26-610	<b>04-0726</b>		
7708289	<b>55-0029</b>	243302	<b>04-0258</b>	1E06-26-710	<b>04-0831</b>	ZZM2-26-710	<b>04-0727</b>		
7734997	<b>04-0602</b>	243303	<b>04-0259</b>	3M517A508AC	<b>54-0058</b>			<b>MERCEDES BENZ LCV</b>	
77362384	<b>05-0483</b>	243743	<b>04-0262</b>	3M517A508BC	<b>54-0057</b>				
77362404	<b>05-0470</b>	243744	<b>04-0263</b>	3M517A508BD	<b>54-0057</b>				
77362405	<b>05-0471</b>	243927	<b>04-0261</b>	66670099	<b>04-0766</b>	<b>MERCEDES BENZ</b>		000 290 32 12	<b>55-0081</b>
77362463	<b>04-0812</b>	7H4840	<b>04-0262</b>	66670105	<b>04-0768</b>			000 295 65 07	<b>54-0018</b>
77362469	<b>05-0529</b>	7H4841	<b>04-0263</b>	8531-26-610	<b>04-0113</b>	000 290 32 12	<b>55-0081</b>	000 295 76 07	<b>54-0018</b>
77362617	<b>04-0875</b>	GWC1307	<b>04-0258</b>	8532-26-610	<b>04-0900</b>	000 295 65 07	<b>54-0018</b>	000 295 82 07	<b>54-0018</b>
77362621	<b>04-0872</b>	GWC1308	<b>04-0259</b>	8565-26-710	<b>04-0491</b>	000 295 76 07	<b>54-0018</b>	000 295 91 06	<b>55-0022</b>
77363849	<b>04-0933</b>	GWC303	<b>04-0262</b>	B001-26-610	<b>04-0197</b>	000 295 82 07	<b>54-0018</b>	000 431 47 01	<b>05-0308</b>
77364028	<b>04-0934</b>	GWC304	<b>04-0263</b>	B001-26-610A	<b>04-0197</b>	000 295 91 06	<b>55-0022</b>	000 431 56 01	<b>05-0308</b>
77364467	<b>05-0680</b>	GWC305	<b>04-0260</b>	B092-26-610	<b>04-0325</b>	000 431 58 01	<b>05-0299</b>	000 431 58 01	<b>05-0299</b>
77364611	<b>05-0683</b>	GWC306	<b>04-0261</b>	B216-26-610	<b>04-0388</b>	000 431 59 01	<b>05-0298</b>	000 431 59 01	<b>05-0298</b>
7740758	<b>04-0644</b>	RTC3168	<b>04-0421</b>	B216-26-610A	<b>04-0388</b>	000 431 62 01	<b>05-0618</b>	000 431 63 01	<b>05-0473</b>
7759547	<b>55-0027</b>	RTC3169	<b>04-0422</b>	B216-26-610B	<b>04-0388</b>	000 431 69 01	<b>05-0550</b>	000 431 65 01	<b>05-0308</b>
7767150	<b>05-0044</b>	RTC3626	<b>04-0423</b>	B21H-26-610	<b>04-0930</b>	000 431 72 01	<b>05-0618</b>	000 431 69 01	<b>05-0550</b>
7788185	<b>55-0042</b>	RTC3627	<b>04-0424</b>	B21H-26-610A	<b>04-0930</b>	001 290 03 11	<b>54-0016</b>	000 431 70 01	<b>05-0616</b>
790513	<b>05-0014</b>	SML000010	<b>04-0871</b>	BA01-43-400	<b>05-0144</b>	001 295 14 06	<b>55-0022</b>	000 431 71 01	<b>05-0617</b>
790519	<b>05-0014</b>	SML100070	<b>04-0115</b>	BA01-43-400B	<b>05-0144</b>	001 295 30 07	<b>54-0016</b>	000 431 73 01	<b>05-0752</b>
790520	<b>09-0003</b>			BB62-26-610	<b>04-0521</b>	001 295 31 06	<b>55-0023</b>	001 295 14 06	<b>55-0022</b>
790610	<b>04-0161</b>			BB62-26-610A	<b>04-0521</b>	001 295 68 06	<b>55-0023</b>	001 295 86 06	<b>55-0032</b>
790741	<b>05-0158</b>	<b>LOTUS</b>		BB62-26-710	<b>04-0522</b>	001 295 68 07	<b>54-0018</b>	002 295 08 07	<b>54-0066</b>
790833	<b>04-0156</b>			BB62-26-710A	<b>04-0522</b>	002 295 08 07	<b>54-0066</b>	002 295 22 07	<b>54-0066</b>
791159	<b>04-0066</b>			BC1D-26-610	<b>04-0794</b>	002 295 22 07	<b>54-0066</b>	005 420 78 18	<b>04-0102</b>
791328	<b>05-0029</b>	113E2261	<b>04-0038</b>	BC1D-26-610A	<b>04-0794</b>	003 430 60 01	<b>05-0138</b>	005 420 79 18	<b>04-0103</b>
791456	<b>09-0006</b>	1470050	<b>04-0233</b>	BC2A-43-40Z	<b>05-0331</b>	003 430 78 01	<b>05-0138</b>	005 420 81 18	<b>04-0581</b>
791461	<b>09-0003</b>	1560032	<b>04-0247</b>	BC2A-43-40ZA	<b>05-0331</b>	003 430 99 01	<b>05-0138</b>	007 420 09 18	<b>04-0324</b>
792040	<b>05-0066</b>	1737066	<b>04-0038</b>	BP4K-41-400B	<b>55-0089</b>	004 430 04 01	<b>05-0138</b>	008 420 24 18	<b>04-0748</b>
792895	<b>05-0066</b>	DORY-22-61A	<b>04-0233</b>	BP4K-41-400C	<b>55-0089</b>	004 430 09 01	<b>05-0138</b>	008 420 43 18	<b>04-0324</b>
793143	<b>05-0014</b>			BP4K-41-920A	<b>54-0058</b>	004 430 17 01	<b>05-0175</b>	009 420 82 18	<b>04-0102</b>
793148	<b>05-0014</b>			BP4S-41-920	<b>54-0057</b>	004 430 23 01	<b>05-0138</b>	009 420 83 18	<b>04-0102</b>
793233	<b>05-0158</b>			BP4S-41-920A	<b>54-0057</b>	004 430 24 01	<b>05-0175</b>	011 420 88 18	<b>04-0324</b>
793234	<b>05-0029</b>	<b>MARCOS</b>		BP4S-41-920B	<b>54-0057</b>	004 430 25 01	<b>05-0138</b>	182 305 03 10	<b>04-0456</b>
793266	<b>05-0044</b>			BPYS-43-40Z	<b>05-0543</b>	004 430 26 01	<b>05-0174</b>	608 420 03 18	<b>04-0456</b>
793439	<b>04-0253</b>	105E2261	<b>04-0037</b>	D001-26-610A	<b>04-0514</b>	004 430 34 01	<b>05-0177</b>	631 420 00 18	<b>04-0607</b>
793604	<b>05-0147</b>	1708706	<b>04-0037</b>	DC03-26-610	<b>04-0830</b>	004 430 38 01	<b>05-0176</b>	639 290 00 12	<b>55-0094</b>
793962	<b>05-0147</b>			DC03-26-610A	<b>04-0830</b>	004 430 39 01	<b>05-0177</b>	639 290 01 12	<b>55-0094</b>
794008	<b>05-0216</b>			DD32-41-990	<b>55-0097</b>	004 430 55 01	<b>05-0176</b>		
795621	<b>05-0044</b>			DDY2-26-710	<b>04-0829</b>	004 430 75 01	<b>05-0176</b>		
82409600	<b>54-0011</b>	<b>MATRA</b>		DDY2-43-40Z	<b>05-0448</b>	005 430 24 01	<b>05-0177</b>		
82442897	<b>55-0015</b>			FA01-26-610	<b>04-0469</b>	005 430 59 01	<b>05-0175</b>	<b>MINI</b>	
9463378380	<b>05-0325</b>	13545500	<b>04-0160</b>	FA01-26-610A	<b>04-0469</b>	005 430 64 01	<b>05-0619</b>		
9463378480	<b>05-0411</b>	17680000	<b>04-0170</b>	FA01-26-710A	<b>04-0470</b>	005 430 72 01	<b>05-0621</b>	21 51 7 509 243	<b>54-0065</b>
9566949780	<b>04-0642</b>	17689400	<b>04-0285</b>	G030-26-610	<b>04-0266</b>	005 430 77 01	<b>05-0622</b>	21 52 6 756 441	<b>55-0086</b>
9567205480	<b>05-0252</b>	4402.63	<b>04-0151</b>	GA02-26-610	<b>04-0212</b>	005 430 82 01	<b>05-0623</b>	21 52 6 758 826	<b>55-0086</b>
9626813180	<b>54-0046</b>	44024400	<b>04-0170</b>	GA02-26-610A	<b>04-0212</b>	005 430 83 01	<b>05-0624</b>	21 52 6 764 691	<b>54-0059</b>
9635975480	<b>54-0046</b>	48837Z	<b>04-0160</b>	GA02-26-710	<b>04-0211</b>	005 430 84 01	<b>05-0625</b>	21 52 6 773 698	<b>54-0059</b>
9639573480	<b>54-0064</b>			GA02-26-710A	<b>04-0211</b>	005 430 94 01	<b>05-0626</b>	21 52 6 774 078	<b>55-0086</b>
9641622380	<b>54-0046</b>			GE4T-26-610	<b>04-0989</b>	005 430 96 01	<b>05-0627</b>	34 31 6 758 226	<b>05-0484</b>
9682650080	<b>54-0046</b>			GE4T-26-610A	<b>04-0989</b>	005 430 98 01	<b>05-0628</b>	34 31 6 758 228	<b>05-0436</b>
9939672	<b>05-0091</b>	<b>MAZDA</b>		GJ21-26-251C	<b>04-0464</b>	006 430 13 01	<b>05-0735</b>	34 33 6 756 585	<b>05-0746</b>
9943323	<b>05-0216</b>			GJ21-26-610	<b>04-0464</b>	006 430 15 01	<b>05-0748</b>	34 33 6 785 192	<b>05-0746</b>
9943705	<b>05-0091</b>	0433-26-610	<b>04-0492</b>	GJ21-26-610C	<b>04-0464</b>	006 430 17 01	<b>05-0735</b>		
9944386	<b>05-0208</b>	0433-26-610A	<b>04-0492</b>	GJ6L-43-40ZA	<b>05-0734</b>	007 420 09 18	<b>04-0324</b>		
9945379	<b>04-0156</b>	0613-26-610A	<b>04-0213</b>	LA01-26-610	<b>04-0498</b>	008 420 43 18	<b>04-0324</b>		
9945760	<b>05-0208</b>	0813-26-610A	<b>04-0091</b>	LA01-26-710	<b>04-0499</b>	011 420 88 18	<b>04-0324</b>		
9945762	<b>05-0208</b>	0813-26-610C	<b>04-0091</b>	ZZL0-26-610A	<b>04-0838</b> </				

Ad. OE	METELLI ref.	Ad. OE	METELLI ref.	Ad. OE	METELLI ref.	Ad. OE	METELLI ref.	Ad. OE	METELLI ref.
<b>MITSUBISHI</b>		44100-50C13	<b>04-0322</b>	44100-17C10	<b>04-0095</b>	3488318	<b>05-0186</b>	558057	<b>05-0181</b>
		44100-51S10	<b>04-0204</b>	44100-17C11	<b>04-0095</b>	3488319	<b>05-0188</b>	558058	<b>05-0254</b>
		44100-55S10	<b>04-0203</b>	44100-31G10	<b>04-0517</b>	3488710	<b>05-0186</b>	558059	<b>05-0379</b>
MA180750	<b>04-0133</b>	44100-60A10	<b>04-0511</b>	44100-35G10	<b>04-0554</b>	3488711	<b>05-0183</b>	558062	<b>05-0179</b>
MA180751	<b>04-0193</b>	44100-60A11	<b>04-0511</b>	44100-37G10	<b>04-0553</b>	3488811	<b>05-0117</b>	558070	<b>05-0117</b>
MB004040	<b>04-0134</b>	44100-60A12	<b>04-0511</b>	44100-37G11	<b>04-0553</b>	3488812	<b>05-0118</b>	558071	<b>05-0184</b>
MB004041	<b>04-0192</b>	44100-66S10	<b>04-0715</b>	44100-48W10	<b>04-0530</b>	3488813	<b>05-0187</b>	558078	<b>05-0380</b>
MB058553	<b>04-0132</b>	44100-6F611	<b>04-0663</b>	44100-48W11	<b>04-0530</b>	3488858	<b>05-0181</b>	558092	<b>05-0438</b>
MB128624	<b>04-0132</b>	44100-70J20	<b>04-0625</b>	44100-51S10	<b>04-0204</b>	3488960	<b>05-0184</b>	558093	<b>05-0439</b>
MB134828	<b>04-0192</b>	44100-70J22	<b>04-0625</b>	44100-7F000	<b>04-0667</b>	3492175	<b>05-0184</b>	558099	<b>05-0246</b>
MB134829	<b>04-0193</b>	44100-7E611	<b>04-0902</b>	44100-86G10	<b>04-0471</b>	3492289	<b>05-0181</b>	558100	<b>05-0180</b>
MB193411	<b>04-0132</b>	44100-7F000	<b>04-0667</b>	44100-9X125	<b>04-0618</b>	3492361	<b>05-0180</b>	558101	<b>05-0189</b>
MB238510	<b>04-0447</b>	44100-7F001	<b>04-0866</b>	44100-C7100	<b>04-0687</b>	3492362	<b>05-0189</b>	558102	<b>05-0190</b>
MB238511	<b>04-0446</b>	44100-86G10	<b>04-0471</b>	44100-C7101	<b>04-0687</b>	3492467	<b>05-0190</b>	558103	<b>05-0179</b>
MB238828	<b>04-0633</b>	44100-99B12	<b>04-0663</b>	44100-D5510	<b>04-0494</b>	3492913	<b>05-0229</b>	558119	<b>05-0230</b>
MB238829	<b>04-0632</b>	44100-AX600	<b>04-0846</b>	44100-G5110	<b>04-0529</b>	3492930	<b>05-0230</b>	558120	<b>05-0568</b>
MB366139	<b>04-0662</b>	44100-C7100	<b>04-0687</b>	44100-N4601	<b>04-0204</b>	3492954	<b>05-0224</b>	558121	<b>05-0462</b>
MB366326	<b>04-0473</b>	44100-C7101	<b>04-0687</b>	44100-T6000	<b>04-0493</b>	3495064	<b>05-0380</b>	558128	<b>05-0538</b>
MB500482	<b>04-0192</b>	44100-D0110	<b>04-0200</b>	44100-T6001	<b>04-0493</b>	3495542	<b>05-0381</b>	558131	<b>05-0539</b>
MB500483	<b>04-0193</b>	44100-D0111	<b>04-0200</b>	44100-T6210	<b>04-0493</b>	3495609	<b>05-0306</b>	558132	<b>05-0568</b>
MB500484	<b>04-0447</b>	44100-D0112	<b>04-0200</b>	44100-U9200	<b>04-0095</b>	3495610	<b>05-0307</b>	558133	<b>05-0540</b>
MB500485	<b>04-0446</b>	44100-D5510	<b>04-0494</b>	46010-00QAE	<b>05-0415</b>	4702168	<b>05-0396</b>	558137	<b>05-0118</b>
MB500738	<b>04-0664</b>	44100-EB30A	<b>04-0962</b>	46010-00QAF	<b>05-0414</b>	4703055	<b>05-0397</b>	558141	<b>05-0178</b>
MB500739	<b>04-0665</b>	44100-EB360	<b>04-0962</b>	46010-00QAG	<b>05-0553</b>	4705130	<b>04-0870</b>	558143	<b>05-0569</b>
MB618188	<b>04-0769</b>	44100-G5110	<b>04-0529</b>	46010-00QAH	<b>05-0553</b>	4708604	<b>04-0875</b>	558144	<b>05-0570</b>
MB618981	<b>04-0931</b>	44100-H3100	<b>04-0094</b>	46010-00QAJ	<b>05-0554</b>	4709779	<b>05-0740</b>	558145	<b>05-0538</b>
MB857393	<b>05-0337</b>	44100-H3300	<b>04-0093</b>	46010-00QAK	<b>05-0554</b>	4709780	<b>05-0757</b>	558146	<b>05-0187</b>
MR129595	<b>04-0932</b>	44100-M4901	<b>04-0277</b>	46010-00QAL	<b>05-0310</b>	550006	<b>04-0301</b>	558148	<b>05-0571</b>
MR249087	<b>05-0348</b>	44100-M7000	<b>04-0179</b>	46010-00QAM	<b>05-0478</b>	550008	<b>04-0300</b>	558162	<b>05-0441</b>
MR307779	<b>04-0853</b>	44100-N4601	<b>04-0204</b>	46010-00QAP	<b>05-0572</b>	550009	<b>04-0155</b>	558168	<b>05-0306</b>
		44100-N4602	<b>04-0533</b>	46010-00QAS	<b>05-0767</b>	550011	<b>04-0760</b>	558169	<b>05-0307</b>
		44100-Q1100	<b>04-0205</b>	46010-00QAT	<b>05-0768</b>	550012	<b>04-0058</b>	558174	<b>05-0379</b>
		44100-Q1110	<b>04-0205</b>	46010-00QAU	<b>05-0766</b>	550036	<b>04-0056</b>	558182	<b>05-0711</b>
		44100-Q3110	<b>04-0203</b>			550037	<b>04-0057</b>	558183	<b>05-0712</b>
		44100-U4000	<b>04-0094</b>			550055	<b>04-0099</b>	558184	<b>05-0117</b>
<b>MITSUBISHI LCV</b>		44100-U8710	<b>04-0206</b>	<b>NISSAN USA TRUCK</b>		550056	<b>04-0046</b>	558185	<b>05-0118</b>
MB238510	<b>04-0447</b>	44100-U9200	<b>04-0095</b>			550057	<b>04-0296</b>	558186	<b>05-0187</b>
MB238511	<b>04-0446</b>	44101-3F000	<b>04-0624</b>			550061	<b>04-0056</b>	558192	<b>05-0568</b>
MB238828	<b>04-0633</b>	44101-3J310	<b>04-0764</b>	44100-0B000	<b>04-0833</b>	550062	<b>04-0057</b>	558194	<b>05-0186</b>
MB238829	<b>04-0632</b>	44101-70J20	<b>04-0624</b>			550065	<b>04-0075</b>	558195	<b>05-0183</b>
MB500484	<b>04-0447</b>	44101-70J22	<b>04-0624</b>			550066	<b>04-0434</b>	558387	<b>05-0716</b>
MB500485	<b>04-0446</b>	46010-1M320	<b>05-0342</b>			550113	<b>04-0186</b>	558388	<b>05-0717</b>
		46010-4U220	<b>05-0651</b>	<b>NSU</b>		550114	<b>04-0155</b>	558389	<b>05-0675</b>
		46010-64J65	<b>05-0249</b>			550115	<b>04-0185</b>	558391	<b>05-0674</b>
		46010-64J75	<b>05-0249</b>	675700518	<b>04-0106</b>	550118	<b>04-0297</b>	558392	<b>05-0700</b>
		46010-70J85	<b>05-0220</b>			550119	<b>04-0186</b>	558393	<b>05-0703</b>
		46010-8H910	<b>05-0652</b>			550120	<b>04-0155</b>	558402	<b>05-0713</b>
		46010-AV600	<b>05-0430</b>	<b>OM CARRELLI ELEVATORI</b>		550122	<b>04-0434</b>	558403	<b>05-0714</b>
		46010-AV601	<b>05-0430</b>			550123	<b>04-0434</b>	5679306	<b>55-0052</b>
		46010-AV610	<b>05-0428</b>			550125	<b>04-0296</b>	5679307	<b>55-0053</b>
		46010-AV611	<b>05-0428</b>	219820	<b>04-0104</b>	550127	<b>04-0297</b>	5679341	<b>55-0072</b>
		46010-AX701	<b>05-0452</b>	4168151	<b>05-0002</b>	550128	<b>04-0186</b>	5679343	<b>55-0069</b>
		46010-AX720	<b>05-0587</b>	4171016	<b>05-0003</b>	550129	<b>04-0155</b>	6397840	<b>04-0126</b>
		46012-JD80A	<b>05-0749</b>	4210962	<b>05-0002</b>	550130	<b>04-0301</b>	6397841	<b>04-0125</b>
069021740	<b>04-0607</b>	4762296	<b>04-0196</b>	4210963	<b>05-0003</b>	550132	<b>04-0443</b>	6397977	<b>04-0037</b>
069022780	<b>04-0881</b>	5204338	<b>04-0196</b>	9000313	<b>04-0295</b>	550133	<b>04-0298</b>	679401	<b>55-0054</b>
069052380	<b>04-0874</b>	66670143	<b>04-0774</b>	9007416	<b>04-0104</b>	550134	<b>04-0299</b>	7216780	<b>04-0127</b>
4126780	<b>04-0196</b>	66670144	<b>04-0775</b>	9817150	<b>04-0508</b>	550135	<b>04-0300</b>	8965688	<b>04-0075</b>
4238701	<b>04-0196</b>			9818220	<b>04-0813</b>	550140	<b>04-0300</b>	8967747	<b>04-0046</b>
44100-01A00	<b>04-0532</b>			9819240	<b>04-0756</b>	550141	<b>04-0298</b>	8967749	<b>04-0296</b>
44100-01A02	<b>04-0532</b>	<b>NISSAN LCV</b>		9819251	<b>04-0104</b>	550142	<b>04-0490</b>	8967753	<b>04-0056</b>
44100-01J11	<b>04-0678</b>			9847220	<b>04-0725</b>	550143	<b>04-0300</b>	90006865	<b>05-0378</b>
44100-01J12	<b>04-0678</b>			W982331	<b>04-0104</b>	550144	<b>04-0298</b>	90006866	<b>05-0568</b>
44100-04B00	<b>04-0322</b>	44100-00QAC	<b>04-0759</b>			550153	<b>04-0677</b>	90007425	<b>04-0301</b>
44100-04B02	<b>04-0322</b>	44100-00QAD	<b>04-0758</b>			550157	<b>04-0760</b>	90095703	<b>04-0155</b>
44100-04B04	<b>04-0322</b>	44100-01J11	<b>04-0678</b>			550248	<b>04-0846</b>	90105507	<b>04-0185</b>
44100-05N10	<b>04-0489</b>	44100-01J12	<b>04-0678</b>	<b>OPEL / VAUXHALL</b>		558000	<b>05-0567</b>	90142096	<b>04-0297</b>
44100-08G10	<b>04-0471</b>	44100-01W01	<b>04-0556</b>			558001	<b>05-0186</b>	90167528	<b>04-0434</b>
44100-0F000	<b>04-0667</b>	44100-05N10	<b>04-0489</b>	03476450	<b>05-0179</b>	558002	<b>05-0188</b>	90167539	<b>04-0434</b>
44100-0F001	<b>04-0666</b>	44100-05W01	<b>04-0486</b>	13112244	<b>55-0069</b>	558006	<b>05-0117</b>	90167545	<b>04-0296</b>
44100-0G198	<b>04-0711</b>	44100-08G10	<b>04-0471</b>	18044060	<b>04-0760</b>	558008	<b>05-0440</b>	90167546	<b>04-0297</b>
44100-0X800	<b>04-0616</b>	44100-08G11	<b>04-0472</b>	24412670	<b>55-0072</b>	558009	<b>05-0224</b>	90168040	<b>04-0186</b>
44100-0X900	<b>04-0963</b>	44100-08W04	<b>04-0487</b>	2866166	<b>04-0058</b>	558013	<b>05-0381</b>	90168041	<b>04-0155</b>
44100-13A00	<b>04-0199</b>	44100-08W10	<b>04-0487</b>	34476987	<b>05-0118</b>	558019	<b>05-0229</b>	90168396	<b>04-0186</b>
44100-13A02	<b>04-0199</b>	44100-08W11	<b>04-0487</b>	3455822	<b>04-0099</b>	558020	<b>05-0378</b>	90187567	<b>04-0186</b>
44100-17C10	<b>04-0095</b>	44100-08W12	<b>04-0487</b>	3476450	<b>05-0179</b>	558035	<b>05-0181</b>	90187568	<b>04-0155</b>
44100-17C11	<b>04-0095</b>	44100-0F000	<b>04-0667</b>	3476971	<b>05-0117</b>	558036	<b>05-0184</b>	90189396	<b>04-0186</b>
44100-18000	<b>04-0094</b>	44100-0G198	<b>04-0711</b>	3476978	<b>05-0178</b>	558052	<b>05-0181</b>	90189473	<b>04-0297</b>
44100-22000	<b>04-0094</b>								
44100-22001	<b>04-0094</b>								
44100-31G10	<b>04-0517</b>								
44100-3F000	<b>04-0625</b>								
44100-3J310	<b>04-0764</b>								
44									

Ad. OE	METELLI ref.	Ad. OE	METELLI ref.	Ad. OE	METELLI ref.	Ad. OE	METELLI ref.	Ad. OE	METELLI ref.
<b>OPEL / VAUXHALL</b>		4402961	<b>04-0361</b>	9161236	<b>04-0814</b>	4402.89	<b>04-0346</b>	4601.G9	<b>05-0666</b>
		4405404	<b>05-0572</b>	9161237	<b>04-0815</b>	4402.90	<b>04-0429</b>	4601.H4	<b>05-0059</b>
		4413094	<b>05-0766</b>	9199230	<b>05-0553</b>	4402.91	<b>04-0430</b>	4601.H5	<b>05-0297</b>
90189474	<b>04-0434</b>	4414014	<b>05-0553</b>	9199236	<b>05-0554</b>	4402.92	<b>04-0579</b>	4601.H9	<b>05-0362</b>
90209242	<b>04-0301</b>	4414019	<b>05-0554</b>	93161164	<b>05-0766</b>	4402.93	<b>04-0567</b>	4601.J0	<b>05-0594</b>
90235419	<b>04-0299</b>	4415501	<b>05-0768</b>	93177770	<b>05-0118</b>	4402.94	<b>04-0568</b>	4601.J1	<b>05-0532</b>
90235420	<b>04-0300</b>	4415502	<b>05-0767</b>	93181374	<b>05-0768</b>	4402.97	<b>04-0577</b>	4601.J2	<b>05-0363</b>
90235422	<b>04-0298</b>	4415520	<b>05-0415</b>	93181375	<b>05-0767</b>	4402.98	<b>04-0578</b>	4601.J3	<b>05-0359</b>
90235424	<b>04-0443</b>	4500936	<b>04-0814</b>	93181416	<b>05-0415</b>	4402.A0	<b>04-0438</b>	4601.J4	<b>05-0365</b>
90297376	<b>05-0254</b>	4500937	<b>04-0815</b>	93181438	<b>05-0538</b>	4402.A1	<b>04-0437</b>	4601.J7	<b>05-0504</b>
90348213	<b>05-0246</b>	550006	<b>04-0301</b>	94230541	<b>04-0490</b>	4402.A2	<b>04-0647</b>	4601.J8	<b>05-0366</b>
90374075	<b>04-0300</b>	550008	<b>04-0300</b>	97127616	<b>04-0490</b>	4402.A6	<b>04-0651</b>	4601.J9	<b>05-0326</b>
90374076	<b>04-0298</b>	550009	<b>04-0155</b>			4402.A7	<b>04-0642</b>	4601.K0	<b>05-0323</b>
90443259	<b>04-0300</b>	550011	<b>04-0760</b>			4402.A8	<b>04-0648</b>	4601.K1	<b>05-0325</b>
90443261	<b>04-0298</b>	550113	<b>04-0186</b>			4402.A9	<b>04-0672</b>	4601.K2	<b>05-0411</b>
90498300	<b>04-0677</b>	550114	<b>04-0155</b>			4402.C0	<b>04-0673</b>	4601.K8	<b>05-0488</b>
90512840	<b>05-0441</b>	550119	<b>04-0186</b>			4402.C1	<b>04-0655</b>	4601.L7	<b>05-0422</b>
90523769	<b>55-0052</b>	550120	<b>04-0155</b>	1487399080	<b>55-0083</b>	4402.C2	<b>04-0654</b>	4601.L8	<b>05-0423</b>
90581456	<b>04-0760</b>	550128	<b>04-0186</b>	2086.04	<b>54-0019</b>	4402.C3	<b>04-0648</b>	4601.L9	<b>05-0437</b>
90581565	<b>55-0053</b>	550129	<b>04-0155</b>	2086.05	<b>54-0020</b>	4402.C4	<b>04-0672</b>	4601.P2	<b>05-0542</b>
91032989	<b>04-0089</b>	550130	<b>04-0301</b>	2086.08	<b>54-0019</b>	4402.C5	<b>04-0673</b>	4601.R0	<b>05-0597</b>
9117554	<b>05-0379</b>	550132	<b>04-0443</b>	2086.09	<b>54-0020</b>	4402.C7	<b>04-0747</b>	4601.R1	<b>05-0522</b>
9126216	<b>55-0054</b>	550133	<b>04-0298</b>	2086.10	<b>54-0021</b>	4402.C8	<b>04-0704</b>	4601.R3	<b>05-0691</b>
9192247	<b>05-0440</b>	550134	<b>04-0299</b>	2086.11	<b>54-0022</b>	4402.C9	<b>04-0792</b>	4601.R6	<b>05-0692</b>
9193225	<b>05-0379</b>	550135	<b>04-0300</b>	2086.13	<b>54-0022</b>	4402.E0	<b>04-0795</b>	4601.R7	<b>05-0693</b>
9195530	<b>05-0397</b>	550140	<b>04-0300</b>	2095.17	<b>55-0024</b>	4402.E6	<b>04-0914</b>	4601.R8	<b>05-0694</b>
9195531	<b>05-0396</b>	550141	<b>04-0298</b>	2095.18	<b>55-0024</b>	4402.F0	<b>04-0939</b>	4601.R9	<b>05-0695</b>
9196174	<b>05-0567</b>	550142	<b>04-0490</b>	2182.05	<b>54-0064</b>	4402.F1	<b>04-0954</b>	4601.V0	<b>05-0724</b>
92021044	<b>04-0303</b>	550143	<b>04-0300</b>	2182.07	<b>55-0083</b>	4601.50	<b>05-0079</b>	4601.V1	<b>05-0725</b>
9209092	<b>04-0870</b>	550144	<b>04-0298</b>	2182.15	<b>55-0048</b>	4601.52	<b>05-0078</b>	95668068	<b>04-0578</b>
93172088	<b>05-0438</b>	550153	<b>04-0677</b>	2182.16	<b>54-0047</b>	4601.57	<b>05-0073</b>	9631876680	<b>54-0064</b>
93177767	<b>05-0538</b>	550157	<b>04-0760</b>	2182.17	<b>54-0046</b>	4601.62	<b>05-0079</b>	9639573480	<b>54-0064</b>
93177768	<b>05-0539</b>	558002	<b>05-0188</b>	2182.24	<b>55-0049</b>	4601.65	<b>05-0075</b>		
93177769	<b>05-0540</b>	558009	<b>05-0224</b>	2182.82	<b>55-0049</b>	4601.71	<b>05-0085</b>		
93177770	<b>05-0118</b>	558035	<b>05-0181</b>	2182.95	<b>54-0046</b>	4601.72	<b>05-0074</b>		
93179177	<b>05-0569</b>	558036	<b>05-0184</b>	4401.24	<b>04-0321</b>	4601.75	<b>05-0081</b>		
93179178	<b>05-0570</b>	558052	<b>05-0181</b>	4402.21	<b>04-0042</b>	4601.76	<b>05-0155</b>		
93181438	<b>05-0538</b>	558057	<b>05-0181</b>	4402.28	<b>04-0320</b>	4601.80	<b>05-0126</b>	1487399080	<b>55-0083</b>
93182937	<b>05-0571</b>	558059	<b>05-0379</b>	4402.29	<b>04-0319</b>	4601.84	<b>05-0077</b>	2086.04	<b>54-0019</b>
93183406	<b>05-0711</b>	558062	<b>05-0179</b>	4402.35	<b>04-0144</b>	4601.85	<b>05-0059</b>	2086.08	<b>54-0019</b>
93183407	<b>05-0712</b>	558071	<b>05-0184</b>	4402.36	<b>04-0145</b>	4601.87	<b>05-0191</b>	2182.05	<b>54-0064</b>
93189712	<b>05-0716</b>	558078	<b>05-0380</b>	4402.37	<b>04-0152</b>	4601.89	<b>05-0061</b>	2182.07	<b>55-0083</b>
93189715	<b>05-0717</b>	558099	<b>05-0246</b>	4402.39	<b>04-0173</b>	4601.90	<b>05-0225</b>	4402.38	<b>04-0582</b>
93189743	<b>05-0675</b>	558102	<b>05-0190</b>	4402.40	<b>04-0174</b>	4601.92	<b>05-0061</b>	4402.58	<b>04-0181</b>
93189744	<b>05-0674</b>	558103	<b>05-0179</b>	4402.41	<b>04-0171</b>	4601.93	<b>05-0143</b>	4402.65	<b>04-0343</b>
93189745	<b>05-0700</b>	558128	<b>05-0538</b>	4402.42	<b>04-0172</b>	4601.94	<b>05-0125</b>	4402.66	<b>04-0344</b>
93189746	<b>05-0703</b>	558131	<b>05-0539</b>	4402.43	<b>04-0140</b>	4601.95	<b>05-0156</b>	4402.70	<b>04-0249</b>
93189986	<b>04-0846</b>	558133	<b>05-0540</b>	4402.44	<b>04-0170</b>	4601.96	<b>05-0228</b>	4402.73	<b>04-0347</b>
93191205	<b>05-0713</b>	558137	<b>05-0118</b>	4402.45	<b>04-0142</b>	4601.97	<b>05-0061</b>	4402.74	<b>04-0348</b>
93191206	<b>05-0714</b>	558141	<b>05-0178</b>	4402.46	<b>04-0143</b>	4601.98	<b>05-0198</b>	4402.81	<b>04-0250</b>
93193435	<b>04-0875</b>	558145	<b>05-0538</b>	4402.47	<b>04-0158</b>	4601.99	<b>05-0146</b>	4402.85	<b>04-0613</b>
93195180	<b>05-0740</b>	558168	<b>05-0306</b>	4402.48	<b>04-0159</b>	4601.A1	<b>05-0227</b>	4402.A2	<b>04-0647</b>
93195181	<b>05-0757</b>	558169	<b>05-0307</b>	4402.49	<b>04-0168</b>	4601.A2	<b>05-0061</b>	4402.A3	<b>04-0635</b>
97127616	<b>04-0490</b>	558174	<b>05-0379</b>	4402.50	<b>04-0141</b>	4601.A6	<b>05-0225</b>	4402.A4	<b>04-0634</b>
9867754	<b>04-0057</b>	558185	<b>05-0118</b>	4402.52	<b>04-0615</b>	4601.A7	<b>05-0231</b>	4402.A5	<b>04-0636</b>
		5679306	<b>55-0052</b>	4402.53	<b>04-0169</b>	4601.A8	<b>05-0226</b>	4402.A7	<b>04-0642</b>
		679401	<b>55-0054</b>	4402.54	<b>04-0255</b>	4601.A9	<b>05-0232</b>	4402.C6	<b>04-0650</b>
		90007425	<b>04-0301</b>	4402.56	<b>04-0583</b>	4601.C0	<b>05-0233</b>	4402.E4	<b>04-0635</b>
		90095703	<b>04-0155</b>	4402.57	<b>04-0365</b>	4601.C1	<b>05-0231</b>	4402.E8	<b>04-0650</b>
		90168040	<b>04-0186</b>	4402.59	<b>04-0364</b>	4601.C2	<b>05-0226</b>	4402.F2	<b>04-0966</b>
		90168041	<b>04-0155</b>	4402.62	<b>04-0160</b>	4601.C4	<b>05-0222</b>	4402.F3	<b>04-0933</b>
03476450	<b>05-0179</b>	90168396	<b>04-0186</b>	4402.63	<b>04-0151</b>	4601.E1	<b>05-0253</b>	4601.83	<b>05-0130</b>
18044060	<b>04-0760</b>	90187567	<b>04-0186</b>	4402.65	<b>04-0343</b>	4601.E2	<b>05-0252</b>	4601.85	<b>05-0059</b>
34476987	<b>05-0118</b>	90187568	<b>04-0155</b>	4402.66	<b>04-0344</b>	4601.E3	<b>05-0228</b>	4601.87	<b>05-0191</b>
3476450	<b>05-0179</b>	90189396	<b>04-0186</b>	4402.67	<b>04-0345</b>	4601.E4	<b>05-0227</b>	4601.88	<b>05-0130</b>
3476978	<b>05-0178</b>	90209242	<b>04-0301</b>	4402.68	<b>04-0346</b>	4601.E8	<b>05-0361</b>	4601.89	<b>05-0061</b>
3488319	<b>05-0188</b>	90235419	<b>04-0299</b>	4402.73	<b>04-0347</b>	4601.E9	<b>05-0355</b>	4601.90	<b>05-0225</b>
3488812	<b>05-0118</b>	90235420	<b>04-0300</b>	4402.74	<b>04-0348</b>	4601.F0	<b>05-0266</b>	4601.92	<b>05-0061</b>
3488858	<b>05-0181</b>	90235424	<b>04-0443</b>	4402.75	<b>04-0415</b>	4601.F1	<b>05-0245</b>	4601.96	<b>05-0228</b>
3488960	<b>05-0184</b>	90374075	<b>04-0300</b>	4402.77	<b>04-0175</b>	4601.F2	<b>05-0356</b>	4601.97	<b>05-0061</b>
3492175	<b>05-0184</b>	90443259	<b>04-0300</b>	4402.78	<b>04-0176</b>	4601.F3	<b>05-0666</b>	4601.99	<b>05-0146</b>
3492289	<b>05-0181</b>	90523769	<b>55-0052</b>	4402.79	<b>04-0476</b>	4601.F4	<b>05-0245</b>	4601.A1	<b>05-0227</b>
3492467	<b>05-0190</b>	90581456	<b>04-0760</b>	4402.80	<b>04-0477</b>	4601.F5	<b>05-0357</b>	4601.A2	<b>05-0061</b>
3492954	<b>05-0224</b>	9108036	<b>05-0415</b>	4402.82	<b>04-0362</b>	4601.F6	<b>05-0358</b>	4601.A6	<b>05-0225</b>
3495609	<b>05-0306</b>	9110883	<b>04-0675</b>	4402.83	<b>04-0363</b>	4601.F8	<b>05-0296</b>	4601.C8	<b>05-0241</b>
3495610	<b>05-0307</b>	9110961	<b>04-0361</b>	4402.86	<b>04-0480</b>	4601.F9	<b>05-0359</b>	4601.D0	<b>05-0238</b>
4400036	<b>05-0415</b>	9121237	<b>05-0572</b>	4402.87	<b>04-0481</b>	4601.G0	<b>05-0360</b>	4601.D1	<b>05-0239</b>
4400037	<b>05-0414</b>	9126216	<b>55-0054</b>	4402.88	<b>04-0345</b>	4601.G1	<b>05-0361</b>	4601.D3	<b>05-0236</b>
4402883	<b>04-0675</b>								

Ad. OE	METELLI ref.	Ad. OE	METELLI ref.	Ad. OE	METELLI ref.	Ad. OE	METELLI ref.	Ad. OE	METELLI ref.
<b>PEUGEOT LCV</b>		60 25 371 613	<b>05-0687</b>	77 01 035 311	<b>04-0432</b>	77 01 208 838	<b>05-0705</b>	77 00 793 558	<b>05-0059</b>
		77 00 523 312	<b>09-0009</b>	77 01 035 405	<b>04-0438</b>	77 01 208 880	<b>05-0704</b>	77 00 804 898	<b>05-0583</b>
		77 00 540 403	<b>04-0147</b>	77 01 035 406	<b>04-0437</b>	77 01 209 642	<b>05-0750</b>	77 00 804 899	<b>05-0146</b>
4601.E1	<b>05-0253</b>	77 00 540 404	<b>04-0146</b>	77 01 035 464	<b>04-0438</b>	77 01 348 206	<b>05-0036</b>	77 00 820 232	<b>05-0149</b>
4601.E2	<b>05-0252</b>	77 00 590 483	<b>05-0080</b>	77 01 035 465	<b>04-0437</b>	77 01 348 224	<b>05-0070</b>	77 00 829 834	<b>05-0242</b>
4601.E3	<b>05-0228</b>	77 00 611 612	<b>09-0011</b>	77 01 035 467	<b>04-0591</b>	77 01 348 257	<b>09-0009</b>	77 00 878 630	<b>05-0059</b>
4601.E4	<b>05-0227</b>	77 00 616 107	<b>09-0011</b>	77 01 035 468	<b>04-0592</b>	77 01 348 286	<b>05-0034</b>	77 01 007 119	<b>05-0035</b>
4601.E5	<b>05-0240</b>	77 00 617 297	<b>05-0069</b>	77 01 035 471	<b>04-0577</b>	77 01 348 321	<b>09-0011</b>	77 01 017 997	<b>04-0082</b>
4601.E6	<b>05-0237</b>	77 00 617 298	<b>05-0094</b>	77 01 035 472	<b>04-0578</b>	77 01 348 468	<b>05-0094</b>	77 01 024 260	<b>04-0082</b>
4601.E8	<b>05-0361</b>	77 00 617 299	<b>05-0071</b>	77 01 035 473	<b>04-0589</b>	77 01 348 483	<b>05-0035</b>	77 01 024 265	<b>04-0158</b>
4601.E9	<b>05-0355</b>	77 00 617 300	<b>05-0070</b>	77 01 035 474	<b>04-0590</b>	77 01 348 726	<b>05-0072</b>	77 01 024 266	<b>04-0159</b>
4601.F6	<b>05-0358</b>	77 00 617 708	<b>05-0036</b>	77 01 035 475	<b>04-0476</b>	77 01 348 924	<b>05-0080</b>	77 01 025 933	<b>04-0360</b>
4601.F9	<b>05-0359</b>	77 00 618 660	<b>05-0070</b>	77 01 035 476	<b>04-0477</b>	77 01 349 122	<b>04-0477</b>	77 01 025 935	<b>04-0361</b>
4601.G1	<b>05-0361</b>	77 00 618 661	<b>05-0036</b>	77 01 035 477	<b>04-0364</b>	77 01 349 123	<b>04-0476</b>	77 01 026 418	<b>04-0220</b>
4601.H4	<b>05-0059</b>	77 00 618 662	<b>05-0069</b>	77 01 036 006	<b>04-0599</b>	77 01 349 150	<b>04-0054</b>	77 01 026 419	<b>04-0219</b>
4601.H9	<b>05-0362</b>	77 00 624 692	<b>05-0036</b>	77 01 036 007	<b>04-0600</b>	77 01 349 152	<b>05-0131</b>	77 01 027 198	<b>04-0477</b>
4601.J3	<b>05-0359</b>	77 00 638 947	<b>05-0080</b>	77 01 036 385	<b>04-0577</b>	77 01 349 254	<b>05-0077</b>	77 01 027 199	<b>04-0476</b>
4601.J4	<b>05-0365</b>	77 00 650 845	<b>04-0285</b>	77 01 036 386	<b>04-0578</b>	77 01 349 391	<b>04-0220</b>	77 01 028 250	<b>04-0314</b>
4601.J9	<b>05-0326</b>	77 00 659 569	<b>05-0070</b>	77 01 038 287	<b>04-0649</b>	77 01 349 392	<b>04-0219</b>	77 01 028 251	<b>04-0315</b>
4601.K0	<b>05-0323</b>	77 00 660 977	<b>05-0072</b>	77 01 039 388	<b>04-0589</b>	77 01 349 537	<b>05-0069</b>	77 01 030 155	<b>04-0675</b>
4601.K1	<b>05-0325</b>	77 00 665 654	<b>05-0194</b>	77 01 039 389	<b>04-0590</b>	77 01 349 545	<b>05-0136</b>	77 01 031 504	<b>04-0476</b>
4601.K2	<b>05-0411</b>	77 00 666 324	<b>05-0136</b>	77 01 039 390	<b>04-0591</b>	77 01 349 762	<b>05-0061</b>	77 01 031 505	<b>04-0477</b>
4601.N1	<b>05-0631</b>	77 00 666 325	<b>05-0077</b>	77 01 039 391	<b>04-0592</b>	77 01 349 871	<b>05-0059</b>	77 01 032 318	<b>04-0358</b>
4601.N5	<b>05-0446</b>	77 00 701 835	<b>05-0192</b>	77 01 039 392	<b>04-0577</b>	77 01 365 004	<b>05-0034</b>	77 01 032 319	<b>04-0359</b>
4601.N6	<b>05-0481</b>	77 00 724 410	<b>05-0141</b>	77 01 039 393	<b>04-0578</b>	77 01 365 340	<b>05-0035</b>	77 01 032 339	<b>04-0418</b>
4601.P8	<b>05-0738</b>	77 00 724 411	<b>05-0061</b>	77 01 039 394	<b>04-0589</b>	77 01 365 375	<b>04-0146</b>	77 01 032 340	<b>04-0419</b>
4601.T4	<b>05-0732</b>	77 00 734 129	<b>05-0193</b>	77 01 039 395	<b>04-0590</b>	77 01 365 376	<b>04-0147</b>	77 01 032 924	<b>04-0431</b>
4861.32	<b>09-0013</b>	77 00 787 634	<b>05-0061</b>	77 01 039 467	<b>04-0601</b>	77 01 365 377	<b>04-0088</b>	77 01 032 925	<b>04-0432</b>
4861.38	<b>09-0012</b>	77 00 793 558	<b>05-0059</b>	77 01 040 850	<b>04-0674</b>	77 01 365 379	<b>04-0054</b>	77 01 033 311	<b>04-0478</b>
9150632080	<b>04-0365</b>	77 00 804 076	<b>05-0258</b>	77 01 041 021	<b>04-0648</b>	77 01 365 380	<b>04-0219</b>	77 01 033 312	<b>04-0479</b>
9631876680	<b>54-0064</b>	77 00 804 898	<b>05-0583</b>	77 01 042 416	<b>04-0700</b>	77 01 365 381	<b>04-0220</b>	77 01 033 390	<b>04-0432</b>
9639573480	<b>54-0064</b>	77 00 804 899	<b>05-0146</b>	77 01 043 789	<b>04-0438</b>	77 01 365 382	<b>04-0033</b>	77 01 033 391	<b>04-0431</b>
		77 00 810 985	<b>05-0264</b>	77 01 043 790	<b>04-0437</b>	77 01 365 383	<b>04-0053</b>	77 01 033 599	<b>04-0367</b>
		77 00 820 232	<b>05-0149</b>	77 01 043 912	<b>04-0759</b>	77 01 365 389	<b>04-0220</b>	77 01 033 600	<b>04-0438</b>
		77 00 829 834	<b>05-0242</b>	77 01 043 913	<b>04-0758</b>	77 01 365 390	<b>04-0219</b>	77 01 033 706	<b>04-0431</b>
		77 00 878 630	<b>05-0059</b>	77 01 044 681	<b>04-0703</b>	77 01 365 401	<b>04-0316</b>	77 01 033 707	<b>04-0432</b>
<b>PROTON</b>		77 01 003 548	<b>04-0596</b>	77 01 044 850	<b>04-0743</b>	77 01 365 402	<b>04-0317</b>	77 01 034 118	<b>04-0584</b>
MB058553	<b>04-0132</b>	77 01 007 119	<b>05-0035</b>	77 01 047 236	<b>04-0801</b>	77 01 365 405	<b>04-0158</b>	77 01 034 119	<b>04-0585</b>
MB128624	<b>04-0132</b>	77 01 017 997	<b>04-0082</b>	77 01 047 838	<b>04-0744</b>	77 01 365 406	<b>04-0159</b>	77 01 034 172	<b>04-0361</b>
MB193411	<b>04-0132</b>	77 01 020 059	<b>04-0587</b>	77 01 067 647	<b>04-0979</b>	77 01 365 465	<b>04-0476</b>	77 01 034 173	<b>04-0360</b>
MB618981	<b>04-0931</b>	77 01 020 062	<b>04-0588</b>	77 01 067 936	<b>04-0358</b>	77 01 365 466	<b>04-0477</b>	77 01 035 310	<b>04-0431</b>
		77 01 024 247	<b>04-0148</b>	77 01 067 937	<b>04-0359</b>	77 01 365 519	<b>04-0285</b>	77 01 035 311	<b>04-0432</b>
		77 01 024 248	<b>04-0149</b>	77 01 203 275	<b>05-0200</b>	77 02 145 667	<b>05-0193</b>	77 01 035 405	<b>04-0438</b>
		77 01 024 260	<b>04-0082</b>	77 01 203 276	<b>05-0194</b>	77 02 163 416	<b>04-0685</b>	77 01 035 406	<b>04-0437</b>
		77 01 024 261	<b>04-0316</b>	77 01 203 277	<b>05-0201</b>	77 02 163 417	<b>04-0686</b>	77 01 035 464	<b>04-0438</b>
		77 01 024 262	<b>04-0317</b>	77 01 203 718	<b>05-0243</b>	89 32 000 127	<b>04-0280</b>	77 01 035 465	<b>04-0437</b>
105E2261	<b>04-0037</b>	77 01 024 263	<b>04-0587</b>	77 01 203 719	<b>05-0222</b>			77 01 035 467	<b>04-0591</b>
120119	<b>04-0034</b>	77 01 024 264	<b>04-0588</b>	77 01 204 103	<b>05-0223</b>			77 01 035 468	<b>04-0592</b>
120120	<b>04-0036</b>	77 01 024 265	<b>04-0158</b>	77 01 204 110	<b>05-0386</b>			77 01 035 471	<b>04-0577</b>
146028	<b>04-0038</b>	77 01 024 266	<b>04-0159</b>	77 01 204 112	<b>05-0417</b>			77 01 035 472	<b>04-0578</b>
1708706	<b>04-0037</b>	77 01 025 933	<b>04-0360</b>	77 01 204 609	<b>05-0146</b>			77 01 035 473	<b>04-0589</b>
17H4393	<b>04-0036</b>	77 01 026 418	<b>04-0220</b>	77 01 204 610	<b>05-0242</b>	08 55 891 200	<b>05-0148</b>	77 01 035 474	<b>04-0590</b>
17H4394	<b>04-0034</b>	77 01 026 419	<b>04-0219</b>	77 01 204 969	<b>05-0583</b>	50 00 391 976	<b>05-0389</b>	77 01 035 475	<b>04-0476</b>
17H8152	<b>04-0029</b>	77 01 027 198	<b>04-0477</b>	77 01 205 213	<b>05-0387</b>	50 01 000 446	<b>04-0249</b>	77 01 035 476	<b>04-0477</b>
37H2015	<b>04-0027</b>	77 01 027 199	<b>04-0476</b>	77 01 205 295	<b>05-0417</b>	50 01 847 577	<b>05-0235</b>	77 01 035 477	<b>04-0364</b>
37H2016	<b>04-0028</b>	77 01 027 200	<b>04-0176</b>	77 01 205 405	<b>05-0309</b>	77 00 523 312	<b>09-0009</b>	77 01 036 006	<b>04-0599</b>
37H6131	<b>04-0038</b>	77 01 027 201	<b>04-0175</b>	77 01 205 407	<b>05-0310</b>	77 00 590 483	<b>05-0080</b>	77 01 036 007	<b>04-0600</b>
91935	<b>04-0039</b>	77 01 028 250	<b>04-0314</b>	77 01 205 484	<b>05-0223</b>	77 00 611 612	<b>09-0011</b>	77 01 036 385	<b>04-0577</b>
GWC103	<b>04-0035</b>	77 01 028 251	<b>04-0315</b>	77 01 205 740	<b>05-0319</b>	77 00 616 107	<b>09-0011</b>	77 01 036 386	<b>04-0578</b>
GWC1102	<b>04-0029</b>	77 01 030 012	<b>04-0586</b>	77 01 205 742	<b>05-0416</b>	77 00 617 297	<b>05-0069</b>	77 01 039 388	<b>04-0589</b>
GWC1112	<b>04-0127</b>	77 01 031 504	<b>04-0476</b>	77 01 205 815	<b>05-0388</b>	77 00 617 298	<b>05-0094</b>	77 01 039 389	<b>04-0590</b>
GWC1208	<b>04-0038</b>	77 01 031 505	<b>04-0477</b>	77 01 205 931	<b>05-0391</b>	77 00 617 299	<b>05-0071</b>	77 01 039 390	<b>04-0591</b>
GWC126	<b>04-0027</b>	77 01 032 318	<b>04-0358</b>	77 01 206 229	<b>05-0412</b>	77 00 617 300	<b>05-0070</b>	77 01 039 391	<b>04-0592</b>
GWC127	<b>04-0028</b>	77 01 032 319	<b>04-0359</b>	77 01 206 230	<b>05-0327</b>	77 00 617 708	<b>05-0036</b>	77 01 039 392	<b>04-0577</b>
GWC1508	<b>04-0049</b>	77 01 032 924	<b>04-0431</b>	77 01 206 231	<b>05-0390</b>	77 00 618 660	<b>05-0070</b>	77 01 039 393	<b>04-0578</b>
GWC1820	<b>04-0049</b>	77 01 032 925	<b>04-0432</b>	77 01 206 234	<b>05-0418</b>	77 00 618 661	<b>05-0036</b>	77 01 039 394	<b>04-0589</b>
GWC201	<b>04-0036</b>	77 01 033 007	<b>04-0175</b>	77 01 206 313	<b>05-0420</b>	77 00 618 662	<b>05-0069</b>	77 01 039 395	<b>04-0590</b>
GWC202	<b>04-0034</b>	77 01 033 008	<b>04-0176</b>	77 01 206 660	<b>05-0556</b>	77 00 624 692	<b>05-0036</b>	77 01 039 467	<b>04-0601</b>
UCK6975	<b>04-0127</b>	77 01 033 311	<b>04-0478</b>	77 01 206 898	<b>05-0584</b>	77 00 638 947	<b>05-0080</b>	77 01 043 789	<b>04-0438</b>
		77 01 033 312	<b>04-0479</b>	77 01 206 914	<b>05-0555</b>	77 00 650 8			

Ad. OE	METELLI ref.	Ad. OE	METELLI ref.	Ad. OE	METELLI ref.	Ad. OE	METELLI ref.	Ad. OE	METELLI ref.
<b>RENAULT LCV</b>		17H8152	<b>04-0029</b>	GWC901634	<b>04-0708</b>	3899782	<b>09-0007</b>	SE138715004	<b>05-0024</b>
		37H2015	<b>04-0027</b>	GWC901635	<b>04-0707</b>	3899783	<b>04-0084</b>	SE141168700	<b>09-0008</b>
		37H2016	<b>04-0028</b>	JHM37	<b>04-0313</b>	3936245	<b>04-0161</b>	SE141715004	<b>05-0024</b>
77 01 050 908	<b>05-0554</b>	37H4641	<b>04-0135</b>	JHM38	<b>04-0312</b>	3980011	<b>04-0072</b>	SE141715004B	<b>05-0028</b>
77 01 067 936	<b>04-0358</b>	37H6131	<b>04-0038</b>	MBU1008	<b>04-0241</b>	3981135	<b>05-0087</b>	Stop: 57240	<b>05-0051</b>
77 01 067 937	<b>04-0359</b>	37H6137	<b>04-0233</b>	MBU1009	<b>04-0242</b>	3A1 698 019	<b>05-0490</b>		
77 01 204 609	<b>05-0146</b>	519803	<b>04-0233</b>	RTC3623	<b>04-0166</b>	4231877	<b>05-0005</b>		
77 01 204 610	<b>05-0242</b>	7H4903	<b>04-0311</b>	RTC3625	<b>04-0237</b>	4239978	<b>05-0005</b>		
77 01 204 969	<b>05-0583</b>	GMC178	<b>05-0123</b>	SJC100340	<b>05-0449</b>	4242011	<b>05-0005</b>	<b>SEAT LCV</b>	
77 01 205 286	<b>05-0415</b>	GMC181	<b>05-0122</b>	SML000020	<b>04-0708</b>	4285587	<b>05-0005</b>	191 611 019	<b>05-0039</b>
77 01 205 288	<b>05-0414</b>	GMC195	<b>05-0121</b>	SML000030	<b>04-0707</b>	4340183	<b>05-0006</b>	192 611 019	<b>05-0039</b>
77 01 205 405	<b>05-0309</b>	GMC227	<b>05-0121</b>	SML100080	<b>04-0708</b>	4341665	<b>05-0005</b>	1H1 611 019B	<b>05-0196</b>
77 01 205 407	<b>05-0310</b>	GMC232	<b>05-0262</b>	SML100090	<b>04-0707</b>	4341759	<b>05-0006</b>	1J0 721 261F	<b>54-0026</b>
77 01 205 740	<b>05-0319</b>	GMC233	<b>05-0145</b>	UCK6975	<b>04-0127</b>	4341935	<b>05-0006</b>	357 611 019A	<b>05-0196</b>
77 01 205 742	<b>05-0416</b>	GMC243	<b>05-0120</b>			4341995	<b>05-0005</b>	357 611 019A	<b>05-0302</b>
77 01 205 815	<b>05-0388</b>	GMC248	<b>05-0261</b>			4372983	<b>05-0005</b>	357 611 019B	<b>05-0302</b>
77 01 206 313	<b>05-0420</b>	GMC90358	<b>05-0352</b>	<b>SAAB</b>		4372984	<b>05-0006</b>	357 611 019B	<b>05-0302</b>
77 01 207 198	<b>05-0478</b>	GMC90372	<b>05-0449</b>			4382336	<b>05-0006</b>	357 611 053B	<b>04-0594</b>
77 01 207 697	<b>05-0485</b>	GWC102	<b>04-0039</b>			4394900	<b>05-0020</b>	3A0 611 053	<b>04-0594</b>
77 01 207 979	<b>05-0572</b>	GWC103	<b>04-0035</b>	24412670	<b>55-0072</b>	4455399	<b>04-0073</b>	6K2 698 019	<b>05-0482</b>
77 01 208 266	<b>05-0767</b>	GWC1101	<b>04-0043</b>	4836698	<b>05-0440</b>	4462791	<b>09-0005</b>	SE0003963253	<b>04-0156</b>
77 01 208 267	<b>05-0768</b>	GWC1102	<b>04-0029</b>	5233705	<b>05-0559</b>	5138157	<b>05-0014</b>	SE024720002B	<b>04-0595</b>
77 01 208 355	<b>04-0846</b>	GWC1103	<b>04-0067</b>	7162421	<b>04-0029</b>	5138272	<b>05-0024</b>	SE025720002A	<b>04-0156</b>
77 01 208 493	<b>05-0766</b>	GWC1110	<b>04-0037</b>	7328099	<b>04-0043</b>	5138278	<b>05-0059</b>	SE028720001A	<b>04-0156</b>
77 01 210 057	<b>05-0554</b>	GWC1112	<b>04-0127</b>	8931875	<b>05-0046</b>	5141132	<b>09-0004</b>	SE029720001A	<b>04-0595</b>
77 01 348 206	<b>05-0036</b>	GWC1121	<b>04-0232</b>	8935439	<b>05-0046</b>	6K2 698 019	<b>05-0482</b>	SE141715004B	<b>05-0028</b>
77 01 348 224	<b>05-0070</b>	GWC1124	<b>04-0128</b>	8935934	<b>05-0046</b>	6N0 611 053	<b>04-0608</b>		
77 01 348 257	<b>09-0009</b>	GWC1127	<b>04-0240</b>	8948127	<b>05-0046</b>	6N0 614 019	<b>05-0403</b>		
77 01 348 286	<b>05-0034</b>	GWC1129	<b>04-0135</b>	8948135	<b>05-0045</b>	6N1 614 019A	<b>05-0492</b>		
77 01 348 321	<b>09-0011</b>	GWC1131	<b>04-0077</b>	9100629	<b>05-0045</b>	6Q0 611 019A	<b>05-0493</b>	<b>SKODA</b>	
77 01 348 468	<b>05-0094</b>	GWC1132	<b>04-0306</b>	93172088	<b>05-0438</b>	6Q0 611 019E	<b>05-0404</b>	110 595 031	<b>04-0114</b>
77 01 348 483	<b>05-0035</b>	GWC1136	<b>04-0307</b>	93172089	<b>05-0439</b>	6Q0 721 261	<b>54-0051</b>	110 595 032	<b>04-0114</b>
77 01 348 726	<b>05-0072</b>	GWC1139	<b>04-0189</b>	GWC102	<b>04-0039</b>	6Q0 721 261A	<b>54-0052</b>	113 595 030	<b>04-0114</b>
77 01 348 924	<b>05-0080</b>	GWC1140	<b>04-0166</b>	GWC103	<b>04-0035</b>	6Q0 721 261C	<b>54-0051</b>	114 592 012	<b>05-0429</b>
77 01 349 122	<b>04-0477</b>	GWC1142	<b>04-0207</b>			6Q0 721 261D	<b>54-0052</b>	114 595 012	<b>05-0429</b>
77 01 349 123	<b>04-0476</b>	GWC1143	<b>04-0208</b>			6Q0 721 261E	<b>54-0051</b>	114 595 031	<b>04-0924</b>
77 01 349 150	<b>04-0054</b>	GWC1144	<b>04-0308</b>			6Q0 721 261F	<b>54-0052</b>	114 595 032	<b>04-0924</b>
77 01 349 152	<b>05-0131</b>	GWC1145	<b>04-0210</b>	<b>SEAT</b>		6Q0 721 388	<b>55-0057</b>	115 595 030	<b>04-0619</b>
77 01 349 254	<b>05-0077</b>	GWC1146	<b>04-0209</b>			6Q0 721 388A	<b>55-0057</b>	115 595 032	<b>04-0680</b>
77 01 349 391	<b>04-0220</b>	GWC1147	<b>04-0188</b>	144372	<b>04-0595</b>	6Q0 721 388C	<b>55-0057</b>	1H0 611 053	<b>04-0679</b>
77 01 349 392	<b>04-0219</b>	GWC1148	<b>04-0187</b>	1H0 611 053	<b>04-0679</b>	790049	<b>04-0072</b>	1J0 721 261D	<b>54-0056</b>
77 01 349 537	<b>05-0069</b>	GWC1149	<b>04-0247</b>	1H0 611 053A	<b>04-0598</b>	790996	<b>09-0005</b>	1J0 721 261F	<b>54-0026</b>
77 01 349 762	<b>05-0061</b>	GWC1150	<b>04-0209</b>	1H1 611 019A	<b>05-0207</b>	793304	<b>05-0020</b>	1J1 614 019	<b>05-0280</b>
77 01 349 871	<b>05-0059</b>	GWC1151	<b>04-0210</b>	1H1 611 019B	<b>05-0196</b>	793305	<b>05-0005</b>	1J1 614 019A	<b>05-0295</b>
77 01 365 004	<b>05-0034</b>	GWC1152	<b>04-0304</b>	1H1 611 019C	<b>05-0277</b>	793332	<b>05-0006</b>	1J1 614 019C	<b>05-0536</b>
77 01 365 340	<b>05-0035</b>	GWC1153	<b>04-0305</b>	1H1 698 019A	<b>05-0599</b>	7M0 611 019	<b>05-0311</b>	1J1 614 019E	<b>05-0720</b>
77 01 365 377	<b>04-0088</b>	GWC1154	<b>04-0337</b>	1J0 721 261D	<b>54-0056</b>	7M0 611 019A	<b>05-0606</b>	1K1 614 019F	<b>05-0721</b>
77 01 365 379	<b>04-0054</b>	GWC1155	<b>04-0198</b>	1J0 721 261F	<b>54-0026</b>	7M1 611 019	<b>05-0398</b>	1K1 614 019G	<b>05-0721</b>
77 01 365 380	<b>04-0219</b>	GWC1159	<b>04-0202</b>	1J1 614 019	<b>05-0280</b>	7M2 611 019A	<b>05-0606</b>	1K1 614 019H	<b>05-0721</b>
77 01 365 381	<b>04-0220</b>	GWC1160	<b>04-0201</b>	1J1 614 019A	<b>05-0295</b>	7M3 611 019	<b>05-0607</b>	1K1 614 019I	<b>05-0721</b>
77 01 365 382	<b>04-0033</b>	GWC119	<b>04-0153</b>	1J1 614 019C	<b>05-0536</b>	7M3 721 401A	<b>55-0079</b>	1K1 614 019J	<b>05-0721</b>
77 01 365 383	<b>04-0053</b>	GWC119	<b>04-0154</b>	1J1 721 388A	<b>55-0058</b>	861 611 051A	<b>04-0226</b>	1K1 614 019K	<b>05-0720</b>
77 01 365 389	<b>04-0220</b>	GWC1202	<b>04-0131</b>	1J1 721 388C	<b>55-0058</b>	861 611 053	<b>04-0349</b>	1K1 619 019B	<b>05-0535</b>
77 01 365 390	<b>04-0219</b>	GWC1205	<b>04-0257</b>	1J1 721 388D	<b>55-0058</b>	861 611 053A	<b>04-0226</b>	357 611 053B	<b>04-0594</b>
77 01 365 405	<b>04-0158</b>	GWC1208	<b>04-0038</b>	1J1 721 388E	<b>55-0058</b>	BD16810200	<b>05-0002</b>	3A0 611 053	<b>04-0594</b>
77 01 365 406	<b>04-0159</b>	GWC1211	<b>04-0309</b>	1K0 721 388F	<b>55-0076</b>	DG16810501	<b>05-0049</b>	443 611 309	<b>04-0114</b>
77 01 365 465	<b>04-0476</b>	GWC1212	<b>04-0308</b>	1K0 721 388G	<b>55-0076</b>	DG72000100	<b>04-0003</b>	6Q0 611 019A	<b>05-0493</b>
77 01 365 466	<b>04-0477</b>	GWC122	<b>04-0221</b>	1K0 721 388K	<b>55-0076</b>	EA7220001	<b>04-0072</b>	6Q0 611 019B	<b>05-0537</b>
77 01 365 519	<b>04-0285</b>	GWC123	<b>04-0222</b>	1K0 721 388L	<b>55-0076</b>	EA72200100	<b>04-0072</b>	6Q0 611 019C	<b>05-0400</b>
77 01 365 840	<b>04-0249</b>	GWC126	<b>04-0027</b>	1K0 721 388M	<b>55-0076</b>	FA16810202	<b>05-0009</b>	6Q0 611 019E	<b>05-0404</b>
77 02 145 667	<b>05-0193</b>	GWC127	<b>04-0028</b>	1K0 721 388S	<b>55-0076</b>	FA75300400	<b>09-0001</b>	6Q0 611 019P	<b>05-0537</b>
77 02 163 416	<b>04-0685</b>	GWC1311	<b>04-0190</b>	1K0 721 401E	<b>55-0076</b>	GA16800201	<b>05-0053</b>	6Q0 721 261	<b>54-0051</b>
77 02 163 417	<b>04-0686</b>	GWC132	<b>04-0202</b>	1K1 614 019	<b>05-0534</b>	HB16810201	<b>05-0049</b>	6Q0 721 261A	<b>54-0052</b>
		GWC133	<b>04-0201</b>	1K1 614 019B	<b>05-0535</b>	JA72000100	<b>04-0009</b>	6Q0 721 261C	<b>54-0051</b>
		GWC134	<b>04-0115</b>	1K1 614 019D	<b>05-0720</b>	JA72000101	<b>04-0009</b>	6Q0 721 261D	<b>54-0052</b>
		GWC1502	<b>04-0233</b>	1K1 614 019K	<b>05-0720</b>	JA75300400	<b>09-0002</b>	6Q0 721 261E	<b>54-0051</b>
		GWC1518	<b>04-0207</b>	309 611 051	<b>04-0060</b>	LF168102 00	<b>05-0020</b>	6Q0 721 261F	<b>54-0052</b>
		GWC1519	<b>04-0208</b>	309 611 053	<b>04-0060</b>	NY10008830	<b>05-0055</b>	6Q0 721 388	<b>55-0057</b>
		GWC1520	<b>04-0461</b>	331 611 051A	<b>04-0060</b>	RF71500403	<b>05-0014</b>	6Q0 721 388A	<b>55-0057</b>
		GWC1521	<b>04-0462</b>	331 611 053	<b>04-0060</b>	RF72000200	<b>04-0066</b>		
120119	<b>04-0034</b>	GWC1715	<b>04-0167</b>	331 611 053A	<b>04-0060</b>	SE0003963253	<b>04-0156</b>		
120120	<b>04-0036</b>	GWC1821	<b>04-0115</b>	331 611 053B	<b>04-0060</b>	SE021715003A	<b>05-0059</b>		
136451	<b>04-0037</b>	GWC187	<b>04-0187</b>	357 611 019A	<b>05-0196</b>	SE021720001A	<b>04-0425</b>		
146028	<b>04-0038</b>	GWC188	<b>04-0188</b>	357 611 019A	<b>05-0302</b>	SE022720002A	<b>04-0161</b>		
157671	<b>04-0337</b>	GWC201	<b>04-0036</b>	357 611 019B	<b>05-0302</b>	SE024720002B	<b>04-0595</b>		
17H4393	<b>04-0036</b>	GWC202	<b>04-0034</b>	357 721 261	<b>54-0025</b>	SE025720002A	<b>04-0156</b>		
17H4394	<b>04-0034</b>	GWC501	<b>04-0238</b>	357 721 261A	<b>54-0025</b>	SE028720001A	<b>04-0156</b>		

Ad. OE	METELLI ref.	Ad. OE	METELLI ref.	Ad. OE	METELLI ref.	Ad. OE	METELLI ref.	Ad. OE	METELLI ref.		
<b>SKODA</b>		51100-M79FB0	<b>05-0736</b>	4402.44	<b>04-0170</b>	47550-19075	<b>04-0092</b>	47570-52010	<b>04-0896</b>		
		51100-T62J10	<b>05-0740</b>	4402.58	<b>04-0181</b>	47550-19095	<b>04-0217</b>	47570-52011	<b>04-0805</b>		
		53400-78410	<b>04-0786</b>	4402.70	<b>04-0249</b>	47550-19096	<b>04-0217</b>	47750-19155	<b>04-0269</b>		
6Q0 721 388C	<b>55-0057</b>	53400-80040	<b>04-0784</b>	4402.81	<b>04-0250</b>	47550-19097	<b>04-0217</b>	47750-32010	<b>04-0267</b>		
6U0 611 019	<b>05-0196</b>	53401-56A00	<b>04-0785</b>	4501.3P	<b>04-0180</b>	47550-19105	<b>04-0218</b>	94206594	<b>04-0264</b>		
6U0 611 053	<b>04-0706</b>	53401-56B00	<b>04-0515</b>	4601.83	<b>05-0130</b>	47550-19106	<b>04-0218</b>				
6U0 611 053A	<b>04-0705</b>	53401-56B60	<b>04-0739</b>	4601.88	<b>05-0130</b>	47550-19115	<b>04-0216</b>	<b>TOYOTA LCV</b>			
6U0 698 019	<b>05-0494</b>	53401-60A00	<b>04-0386</b>	4883.7Z	<b>04-0160</b>	47550-19116	<b>04-0216</b>				
861 611 053	<b>04-0349</b>	53401-62J00	<b>04-0875</b>	5454.08	<b>04-0041</b>	47550-19117	<b>04-0216</b>				
8E0 611 021	<b>05-0458</b>	53401-63B00	<b>04-0681</b>	5454.09	<b>04-0040</b>	47550-19125	<b>04-0063</b>				
8E0 611 021A	<b>05-0613</b>	53401-65D00	<b>04-0920</b>	5505.4800	<b>04-0041</b>	47550-19135	<b>04-0064</b>	47550-12020	<b>04-0063</b>		
8E0 721 257A	<b>54-0049</b>	53401-70B11	<b>04-0983</b>	5505.4900	<b>04-0040</b>	47550-19145	<b>04-0265</b>	47550-12060	<b>04-0064</b>		
8E0 721 257B	<b>54-0049</b>	53401-70B12	<b>04-0983</b>	5505.5200	<b>04-0042</b>	47550-19155	<b>04-0269</b>	47550-19045	<b>04-0063</b>		
8E0 721 257E	<b>54-0049</b>	53401-70F10	<b>04-0778</b>	5585.6T	<b>04-0150</b>	47550-19165	<b>04-0216</b>	47550-19125	<b>04-0063</b>		
8E0 721 257F	<b>54-0049</b>	53401-75F00	<b>04-0891</b>	5881.9H	<b>05-0084</b>	47550-20120	<b>04-0269</b>	47550-19135	<b>04-0064</b>		
8E0 721 257N	<b>54-0049</b>	53401-76G00	<b>04-0825</b>	5887.6A	<b>04-0151</b>	47550-20121	<b>04-0269</b>	47550-26090	<b>04-0372</b>		
8E1 721 401	<b>55-0055</b>	53401-76G01	<b>04-0825</b>	7080017	<b>04-0038</b>	47550-20130	<b>04-0267</b>	47550-26100	<b>04-0396</b>		
8E1 721 401AG	<b>55-0055</b>	53401-80040	<b>04-0783</b>	750611216	<b>04-0087</b>	47550-20141	<b>04-0267</b>	47550-26110	<b>04-0751</b>		
8E1 721 401C	<b>55-0055</b>	53401-80050	<b>04-0384</b>	7910028992	<b>04-0141</b>	47550-20150	<b>04-0671</b>	47550-28020	<b>04-0375</b>		
8E1 721 401G	<b>55-0055</b>	53401-81A00	<b>04-0826</b>	7910028993	<b>04-0168</b>	47550-20211	<b>04-0844</b>	47550-29026	<b>04-0064</b>		
8E1 721 401K	<b>55-0055</b>	53401-82030	<b>04-0507</b>	9150528080	<b>05-0075</b>	47550-22060	<b>04-0265</b>	47550-29033	<b>04-0064</b>		
		53401-83040	<b>04-0761</b>	9150631980	<b>04-0583</b>	47550-26090	<b>04-0372</b>	47550-29105	<b>04-0063</b>		
		53401-83310	<b>04-0503</b>	9150632080	<b>04-0365</b>	47550-26100	<b>04-0396</b>	47550-29106	<b>04-0063</b>		
		53401-84010	<b>04-0776</b>	95569739	<b>04-0141</b>	47550-26110	<b>04-0751</b>	47550-29115	<b>04-0064</b>		
		53401-86040	<b>04-0387</b>	VWC122	<b>04-0038</b>	47550-28020	<b>04-0375</b>	47550-29175	<b>04-0396</b>		
		53401-M70B11	<b>04-0983</b>	VWC125	<b>04-0087</b>	47550-29026	<b>04-0064</b>	47550-29265	<b>04-0372</b>		
		53401-M70F10	<b>04-0778</b>	VWC147	<b>04-0087</b>	47550-29033	<b>04-0064</b>	47550-29275	<b>04-0396</b>		
		53401-M76G00	<b>04-0825</b>	<b>TOYOTA</b>				47550-29075	<b>04-0265</b>	47550-29305	<b>04-0485</b>
		53402-56B00	<b>04-0516</b>					47550-29105	<b>04-0063</b>	47550-30100	<b>04-0376</b>
		53402-56B60	<b>04-0738</b>					47550-29106	<b>04-0063</b>	47550-30120	<b>04-0377</b>
		53402-60A00	<b>04-0385</b>					47550-29115	<b>04-0064</b>	47550-30130	<b>04-0375</b>
		53402-63B00	<b>04-0682</b>					47550-29175	<b>04-0396</b>	47550-35160	<b>04-0485</b>
		53402-65D00	<b>04-0921</b>	47025-09010	<b>05-0691</b>	47550-29265	<b>04-0372</b>	47550-35170	<b>04-0504</b>		
		53402-70B11	<b>04-0778</b>	47201-05090	<b>05-0647</b>	47550-29275	<b>04-0396</b>	47550-35190	<b>04-0808</b>		
		53402-70B12	<b>04-0778</b>	47201-05110	<b>05-0648</b>	47550-29305	<b>04-0485</b>	47550-35200	<b>04-0751</b>		
		53402-80050	<b>04-0383</b>	47201-05111	<b>05-0648</b>	47550-30100	<b>04-0376</b>	47550-39115	<b>04-0372</b>		
		53402-81A00	<b>04-0382</b>	47201-09010	<b>05-0708</b>	47550-30120	<b>04-0377</b>	47550-39125	<b>04-0485</b>		
		53402-83040	<b>04-0762</b>	47201-09020	<b>05-0709</b>	47550-30130	<b>04-0375</b>	47550-39165	<b>04-0740</b>		
		53402-83300	<b>04-0506</b>	47201-09060	<b>05-0592</b>	47550-32020	<b>04-0373</b>	47550-39166	<b>04-0740</b>		
		53402-M70B11	<b>04-0778</b>	47201-09070	<b>05-0593</b>	47550-33010	<b>04-0465</b>	47550-39175	<b>04-0376</b>		
						47201-09170	<b>05-0710</b>	47550-35160	<b>04-0485</b>	47550-39215	<b>04-0377</b>
						47201-09340	<b>05-0708</b>	47550-35170	<b>04-0504</b>	47550-39275	<b>04-0375</b>
						47201-09350	<b>05-0709</b>	47550-35200	<b>04-0751</b>	47550-60120	<b>04-0378</b>
						47201-0F010	<b>05-0647</b>	47550-39115	<b>04-0372</b>	47550-69105	<b>04-0377</b>
						47201-0F011	<b>05-0647</b>	47550-39125	<b>04-0485</b>		
						47201-0F012	<b>05-0647</b>	47550-39175	<b>04-0376</b>		
		53400-80040	<b>04-0784</b>	47201-0F010	<b>05-0648</b>	47550-39215	<b>04-0377</b>	<b>VOLKSWAGEN</b>			
		53401-50F00	<b>04-0972</b>	47201-0F030	<b>05-0648</b>	47550-39215	<b>04-0377</b>				
		53401-80040	<b>04-0783</b>	47201-0F031	<b>05-0648</b>	47550-39275	<b>04-0375</b>				
		53401-81A00	<b>04-0826</b>	47201-0F032	<b>05-0648</b>	47550-39285	<b>04-0267</b>				
		53401-85220	<b>04-0369</b>	47201-1A150	<b>05-0591</b>	47550-42010	<b>04-0990</b>	113 611 053A	<b>04-0061</b>		
		53402-50F00	<b>04-0971</b>	47201-42020	<b>05-0765</b>	47550-42020	<b>04-0905</b>	113 611 053B	<b>04-0061</b>		
		53402-81A00	<b>04-0382</b>	47201-42230	<b>05-0590</b>	47550-47010	<b>04-0964</b>	113 611 057B	<b>04-0044</b>		
		53402-85220	<b>04-0368</b>	47201-52330	<b>05-0710</b>	47550-52010	<b>04-0804</b>	113 611 067	<b>04-0457</b>		
						47207-52011	<b>05-0384</b>	47550-52011	<b>04-0895</b>	131 611 055	<b>04-0045</b>
						47207-52021	<b>05-0520</b>	47550-60120	<b>04-0378</b>	131 611 055A	<b>04-0045</b>
						47550-02050	<b>04-0912</b>	47550-69105	<b>04-0377</b>	131 611 057	<b>04-0044</b>
						47550-05010	<b>04-0668</b>	47570-02050	<b>04-0913</b>	131 611 057A	<b>04-0044</b>
						47550-05020	<b>04-0888</b>	47570-02080	<b>04-0913</b>	131 611 057B	<b>04-0044</b>
		13545500	<b>04-0160</b>	47550-05030	<b>04-0802</b>	47570-05010	<b>04-0669</b>	171 611 019	<b>05-0040</b>		
		13635900	<b>04-0180</b>	47550-05040	<b>04-0802</b>	47570-05020	<b>04-0889</b>	171 611 019	<b>05-0041</b>		
		16851400	<b>04-0150</b>	47550-06010	<b>04-0465</b>	47570-05030	<b>04-0803</b>	171 611 019A	<b>05-0041</b>		
		17473700	<b>05-0084</b>	47550-09040	<b>04-0939</b>	47570-05040	<b>04-0803</b>	171 611 019B	<b>05-0040</b>		
		17474200	<b>04-0151</b>	47550-09100	<b>04-0933</b>	47570-06010	<b>04-0466</b>	171 611 019C	<b>05-0041</b>		
		17494200	<b>05-0084</b>	47550-09101	<b>04-0933</b>	47570-10050	<b>04-0807</b>	171 611 019D	<b>05-0040</b>		
		17495100	<b>05-0084</b>	47550-0B800	<b>04-0715</b>	47570-16010	<b>04-0270</b>	171 611 019E	<b>05-0041</b>		
		17511000	<b>04-0150</b>	47550-0D010	<b>04-0882</b>	47570-16040	<b>04-0890</b>	171 611 019H	<b>05-0041</b>		
		17680000	<b>04-0170</b>	47550-0E900	<b>04-0717</b>	47570-19035	<b>04-0270</b>	171 611 019N	<b>05-0041</b>		
		17689400	<b>04-0285</b>	47550-0H800	<b>04-0716</b>	47570-20030	<b>04-0270</b>	171 611 051A	<b>04-0116</b>		
		2235.1X	<b>04-0042</b>	47550-0N900	<b>04-0903</b>	47570-20031	<b>04-0270</b>	171 611 051B	<b>04-0116</b>		
		2261.4P	<b>04-0041</b>	47550-10042	<b>04-0217</b>	47570-20040	<b>04-0268</b>	171 611 053	<b>04-0116</b>		
		2261.9U	<b>04-0040</b>	47550-10080	<b>04-0887</b>	47570-20051	<b>04-0268</b>	171 611 053A	<b>04-0116</b>		
		2541.900	<b>04-0152</b>	47550-12020	<b>04-0063</b>	47570-20060	<b>04-0670</b>	171 611 053B	<b>04-0116</b>		
		2541.9P	<b>04-0152</b>	47550-12060	<b>04-0064</b>	47570-20101	<b>04-0845</b>	191 611 019	<b>05-0039</b>		
		3202.500	<b>04-0318</b>	47550-14020	<b>04-0265</b>	47570-32010	<b>04-0268</b>	192 611 019	<b>05-0039</b>		
		3202.5E	<b>04-0318</b>	47550-16011	<b>04-0218</b>	47570-32020	<b>04-0374</b>	1H0 611 053	<b>04-0679</b>		
		3202.5EF	<b>04-0318</b>	47550-16030	<b>04-0269</b>	47570-33010	<b>04-0466</b>	1H0 611 053A	<b>04-0598</b>		
		43200900	<b>04-0615</b>	47550-16060	<b>04-0886</b>	47570-39115	<b>04-0268</b>	1H0 611 053B	<b>04-0597</b>		
		43276300	<b>05-0087</b>	47550-19045	<b>04-0063</b>	47570-47010	<b>04-0965</b>	1H0 611 053C	<b>04-0653</b>		
<b>SMART (MCC)</b>											
0004331V002	<b>04-0789</b>	53401-M70F10	<b>04-0778</b>								
0004332V002	<b>04-0790</b>	53401-M76G00	<b>04-0825</b>								
0005702V001	<b>05-0472</b>	53402-56B00	<b>04-0516</b>								
0006644V001	<b>04-0787</b>	53402-56B60	<b>04-0738</b>								
0006645V001	<b>04-0788</b>	53402-60A00	<b>04-0385</b>								
0012158V001	<b>05-0472</b>	53402-63B00	<b>04-0682</b>								
0012158V002	<b>05-</b>										





Ad. OE	METELLI ref.	Ad. OE	METELLI ref.	Ad. OE	METELLI ref.	Ad. OE	METELLI ref.	Ad. OE	METELLI ref.
<b>ATE</b>		010391	<b>05-0049</b>	010532	<b>05-0277</b>	010696	<b>05-0323</b>	020180	<b>04-0350</b>
		010391	<b>05-0005</b>	010532	<b>05-0207</b>	010697	<b>05-0309</b>	020181	<b>04-0072</b>
		010392	<b>05-0180</b>	010532	<b>05-0142</b>	010698	<b>05-0504</b>	020182	<b>04-0002</b>
020353	<b>04-0589</b>	010394	<b>05-0072</b>	010533	<b>05-0294</b>	010700	<b>05-0542</b>	020183	<b>04-0156</b>
020354	<b>04-0590</b>	010397	<b>05-0069</b>	010533	<b>05-0293</b>	010702	<b>05-0404</b>	020184	<b>04-0076</b>
020356	<b>04-0088</b>	010398	<b>05-0081</b>	010534	<b>05-0622</b>	010703	<b>05-0627</b>	020188	<b>04-0679</b>
020358	<b>04-0500</b>	010400	<b>05-0141</b>	010536	<b>05-0419</b>	010705	<b>05-0628</b>	020189	<b>04-0033</b>
020359	<b>04-0675</b>	010402	<b>05-0251</b>	010537	<b>05-0413</b>	010707	<b>05-0579</b>	020190	<b>04-0253</b>
020361	<b>04-0207</b>	010403	<b>05-0200</b>	010541	<b>05-0440</b>	010709	<b>05-0425</b>	020192	<b>04-0351</b>
020362	<b>04-0208</b>	010404	<b>05-0075</b>	010543	<b>05-0266</b>	010710	<b>05-0230</b>	020193	<b>04-0223</b>
020367	<b>04-0649</b>	010415	<b>05-0090</b>	010544	<b>05-0245</b>	010711	<b>05-0380</b>	020194	<b>04-0301</b>
020372	<b>04-0326</b>	010417	<b>05-0063</b>	010545	<b>05-0242</b>	010713	<b>05-0486</b>	020195	<b>04-0599</b>
020374	<b>04-0642</b>	010418	<b>05-0150</b>	010547	<b>05-0219</b>	010714	<b>05-0301</b>	020196	<b>04-0600</b>
020375	<b>04-0647</b>	010421	<b>05-0168</b>	010549	<b>05-0223</b>	010715	<b>05-0478</b>	020198	<b>04-0347</b>
020376	<b>04-0644</b>	010422	<b>05-0228</b>	010561	<b>05-0381</b>	010717	<b>05-0446</b>	020199	<b>04-0348</b>
020377	<b>04-0624</b>	010423	<b>05-0198</b>	010562	<b>05-0417</b>	010718	<b>05-0481</b>	020200	<b>04-0429</b>
020378	<b>04-0625</b>	010424	<b>05-0222</b>	010564	<b>05-0357</b>	010726	<b>05-0644</b>	020201	<b>04-0430</b>
020380	<b>04-0325</b>	010427	<b>05-0125</b>	010566	<b>05-0270</b>	010727	<b>05-0559</b>	020202	<b>04-0343</b>
020382	<b>04-0266</b>	010428	<b>05-0146</b>	010567	<b>05-0298</b>	010731	<b>05-0273</b>	020203	<b>04-0344</b>
020385	<b>04-0462</b>	010428	<b>05-0232</b>	010570	<b>05-0623</b>	010732	<b>05-0493</b>	020207	<b>04-0160</b>
010089	<b>05-0041</b>	010429	<b>05-0226</b>	010571	<b>05-0420</b>	010733	<b>05-0637</b>	020210	<b>04-0594</b>
010090	<b>05-0041</b>	010431	<b>05-0201</b>	010572	<b>05-0412</b>	010744	<b>05-0633</b>	020211	<b>04-0609</b>
010092	<b>05-0040</b>	010433	<b>05-0171</b>	010576	<b>05-0279</b>	010749	<b>05-0293</b>	020211	<b>04-0661</b>
010097	<b>05-0126</b>	010434	<b>05-0233</b>	010579	<b>05-0146</b>	010752	<b>05-0558</b>	020212	<b>04-0053</b>
010103	<b>05-0226</b>	010435	<b>05-0231</b>	010580	<b>05-0606</b>	010753	<b>05-0294</b>	020213	<b>04-0065</b>
010105	<b>05-0179</b>	010436	<b>05-0199</b>	010581	<b>05-0607</b>	010769	<b>05-0540</b>	020214	<b>04-0184</b>
010106	<b>05-0039</b>	010437	<b>05-0227</b>	010584	<b>05-0313</b>	020011	<b>04-0116</b>	020216	<b>04-0169</b>
010106	<b>05-0059</b>	010438	<b>05-0243</b>	010585	<b>05-0556</b>	020013	<b>04-0106</b>	020217	<b>04-0420</b>
010108	<b>05-0202</b>	010440	<b>05-0172</b>	010586	<b>05-0310</b>	020015	<b>04-0046</b>	020218	<b>04-0442</b>
010109	<b>05-0129</b>	010445	<b>05-0220</b>	010587	<b>05-0362</b>	020018	<b>04-0226</b>	020219	<b>04-0602</b>
010110	<b>05-0205</b>	010446	<b>05-0389</b>	010588	<b>05-0383</b>	020020	<b>04-0674</b>	020221	<b>04-0157</b>
010111	<b>05-0117</b>	010452	<b>05-0360</b>	010589	<b>05-0551</b>	020024	<b>04-0048</b>	020222	<b>04-0605</b>
010112	<b>05-0118</b>	010456	<b>05-0166</b>	010590	<b>05-0576</b>	020026	<b>04-0061</b>	020223	<b>04-0115</b>
010114	<b>05-0225</b>	010457	<b>05-0386</b>	010591	<b>05-0575</b>	020027	<b>04-0060</b>	020224	<b>04-0427</b>
010116	<b>05-0538</b>	010461	<b>05-0097</b>	010592	<b>05-0403</b>	020029	<b>04-0049</b>	020225	<b>04-0428</b>
010117	<b>05-0142</b>	010462	<b>05-0096</b>	010593	<b>05-0492</b>	020031	<b>04-0296</b>	020226	<b>04-0584</b>
010118	<b>05-0193</b>	010463	<b>05-0134</b>	010596	<b>05-0610</b>	020032	<b>04-0300</b>	020227	<b>04-0585</b>
010119	<b>05-0129</b>	010468	<b>05-0044</b>	010597	<b>05-0295</b>	020033	<b>04-0443</b>	020228	<b>04-0438</b>
010120	<b>05-0156</b>	010470	<b>05-0441</b>	010599	<b>05-0577</b>	020043	<b>04-0109</b>	020229	<b>04-0437</b>
010128	<b>05-0127</b>	010472	<b>05-0147</b>	010600	<b>05-0536</b>	020044	<b>04-0086</b>	020230	<b>04-0431</b>
010129	<b>05-0254</b>	010473	<b>05-0382</b>	010602	<b>05-0451</b>	020048	<b>04-0045</b>	020231	<b>04-0432</b>
010130	<b>05-0246</b>	010476	<b>05-0494</b>	010611	<b>05-0594</b>	020050	<b>04-0434</b>	020234	<b>04-0480</b>
010131	<b>05-0264</b>	010477	<b>05-0311</b>	010612	<b>05-0532</b>	020056	<b>04-0297</b>	020235	<b>04-0481</b>
010133	<b>05-0489</b>	010478	<b>05-0398</b>	010613	<b>05-0488</b>	020057	<b>04-0298</b>	020236	<b>04-0345</b>
010137	<b>05-0302</b>	010480	<b>05-0238</b>	010619	<b>05-0517</b>	020065	<b>04-0310</b>	020237	<b>04-0346</b>
010137	<b>05-0196</b>	010481	<b>05-0241</b>	010620	<b>05-0491</b>	020075	<b>04-0110</b>	020238	<b>04-0362</b>
010142	<b>05-0058</b>	010482	<b>05-0236</b>	010621	<b>05-0367</b>	020076	<b>04-0456</b>	020239	<b>04-0363</b>
010153	<b>05-0137</b>	010483	<b>05-0239</b>	010622	<b>05-0402</b>	020081	<b>04-0044</b>	020240	<b>04-0431</b>
010160	<b>05-0258</b>	010485	<b>05-0208</b>	010623	<b>05-0368</b>	020083	<b>04-0102</b>	020241	<b>04-0432</b>
010164	<b>05-0203</b>	010487	<b>05-0372</b>	010624	<b>05-0561</b>	020087	<b>04-0748</b>	020242	<b>04-0438</b>
010167	<b>05-0247</b>	010488	<b>05-0385</b>	010625	<b>05-0377</b>	020088	<b>04-0102</b>	020243	<b>04-0437</b>
010194	<b>05-0159</b>	010492	<b>05-0253</b>	010626	<b>05-0356</b>	020091	<b>04-0457</b>	020244	<b>04-0577</b>
010262	<b>05-0149</b>	010493	<b>05-0252</b>	010631	<b>05-0631</b>	020092	<b>04-0278</b>	020245	<b>04-0578</b>
010340	<b>05-0175</b>	010494	<b>05-0327</b>	010632	<b>05-0632</b>	020097	<b>04-0646</b>	020246	<b>04-0365</b>
010341	<b>05-0255</b>	010495	<b>05-0268</b>	010635	<b>05-0625</b>	020102	<b>04-0394</b>	020247	<b>04-0255</b>
010344	<b>05-0023</b>	010496	<b>05-0268</b>	010637	<b>05-0490</b>	020103	<b>04-0395</b>	020248	<b>04-0001</b>
010345	<b>05-0019</b>	010497	<b>05-0275</b>	010639	<b>05-0599</b>	020104	<b>04-0645</b>	020386	<b>04-0461</b>
010347	<b>05-0021</b>	010499	<b>05-0314</b>	010640	<b>05-0379</b>	020122	<b>04-0677</b>	020399	<b>04-0634</b>
010349	<b>05-0028</b>	010500	<b>05-0044</b>	010642	<b>05-0289</b>	020147	<b>04-0597</b>	020400	<b>04-0635</b>
010350	<b>05-0024</b>	010501	<b>05-0387</b>	010645	<b>05-0564</b>	020148	<b>04-0186</b>	020401	<b>04-0636</b>
010351	<b>05-0029</b>	010502	<b>05-0234</b>	010648	<b>05-0611</b>	020149	<b>04-0299</b>	020402	<b>04-0672</b>
010353	<b>05-0083</b>	010503	<b>05-0280</b>	010657	<b>05-0411</b>	020152	<b>04-0183</b>	020403	<b>04-0673</b>
010353	<b>05-0115</b>	010504	<b>05-0361</b>	010658	<b>05-0325</b>	020153	<b>04-0581</b>	020404	<b>04-0655</b>
010355	<b>05-0073</b>	010505	<b>05-0355</b>	010659	<b>05-0638</b>	020154	<b>04-0598</b>	020405	<b>04-0654</b>
010361	<b>05-0190</b>	010510	<b>05-0391</b>	010661	<b>05-0567</b>	020155	<b>04-0058</b>	020408	<b>04-0279</b>
010362	<b>05-0066</b>	010511	<b>05-0390</b>	010667	<b>05-0397</b>	020156	<b>04-0252</b>	020409	<b>04-0648</b>
010363	<b>05-0088</b>	010512	<b>05-0418</b>	010668	<b>05-0365</b>	020159	<b>04-0416</b>	020410	<b>04-0438</b>
010364	<b>05-0135</b>	010514	<b>05-0619</b>	010671	<b>05-0635</b>	020162	<b>04-0066</b>	020411	<b>04-0437</b>
010365	<b>05-0178</b>	010516	<b>05-0624</b>	010672	<b>05-0409</b>	020167	<b>04-0608</b>	020412	<b>04-0651</b>
010367	<b>05-0188</b>	010517	<b>05-0348</b>	010675	<b>05-0640</b>	020168	<b>04-0155</b>	020413	<b>04-0650</b>
010371	<b>05-0181</b>	010518	<b>05-0308</b>	010676	<b>05-0414</b>	020170	<b>04-0254</b>	020414	<b>04-0663</b>
010373	<b>05-0130</b>	010519	<b>05-0299</b>	010678	<b>05-0396</b>	020173	<b>04-0324</b>	020415	<b>04-0683</b>
010374	<b>05-0091</b>	010520	<b>05-0358</b>	010681	<b>05-0366</b>	020174	<b>04-0398</b>	020416	<b>04-0708</b>
010375	<b>05-0097</b>	010521	<b>05-0260</b>	010682	<b>05-0544</b>	020175	<b>04-0399</b>	020417	<b>04-0707</b>
010378	<b>05-0163</b>	010525	<b>05-0296</b>	010689	<b>05-0447</b>	020176	<b>04-0247</b>	020419	<b>04-0746</b>
010379	<b>05-0189</b>	010526	<b>05-0388</b>	010691	<b>05-0566</b>	020177	<b>04-0231</b>	020420	<b>04-0703</b>
010384	<b>05-0259</b>	010528	<b>05-0297</b>	010692	<b>05-0415</b>	020178	<b>04-0175</b>	020421	<b>04-0745</b>
010386	<b>05-0165</b>	010529	<b>05-0359</b>	010695	<b>05-0326</b>	020179	<b>04-0176</b>	020422	<b>04-0680</b>

Ad. OE	METELLI ref.	Ad. OE	METELLI ref.	Ad. OE	METELLI ref.	Ad. OE	METELLI ref.	Ad. OE	METELLI ref.
<b>ATE</b>		03.2023-1812.3	<b>05-0623</b>	03.2122-1351.3	<b>05-0297</b>	03.2719-2101.3	<b>04-0127</b>	03.3220-3101.3	<b>04-0157</b>
		03.2023-2244.3	<b>05-0564</b>	03.2122-1356.3	<b>05-0359</b>	03.2720-1602.3	<b>04-0039</b>	03.3220-3201.3	<b>04-0310</b>
		03.2025-0111.3	<b>05-0174</b>	03.2122-1521.3	<b>05-0327</b>	03.2723-0201.3	<b>04-0028</b>	03.3222-2812.3	<b>04-0044</b>
020423	<b>04-0706</b>	03.2025-0211.3	<b>05-0176</b>	03.2122-1541.3	<b>05-0390</b>	03.2723-0301.3	<b>04-0027</b>	03.3222-4202.3	<b>04-0124</b>
020424	<b>04-0705</b>	03.2025-1741.3	<b>05-0628</b>	03.2122-1588.3	<b>05-0637</b>	03.3117-2601.3	<b>05-0084</b>	03.3222-4211.3	<b>04-0110</b>
020425	<b>04-0490</b>	03.2119-0661.3	<b>05-0080</b>	03.2122-1663.3	<b>05-0457</b>	03.3119-0180.3	<b>05-0037</b>	03.3222-4401.3	<b>04-0456</b>
020426	<b>04-0743</b>	03.2119-0681.3	<b>05-0078</b>	03.2122-1724.3	<b>05-0611</b>	03.3119-9200.3	<b>05-0035</b>	03.3222-5211.3	<b>04-0044</b>
020429	<b>04-0794</b>	03.2119-0780.3	<b>05-0036</b>	03.2122-1822.3	<b>05-0436</b>	03.3119-9300.3	<b>05-0034</b>	03.3222-5804.3	<b>04-0102</b>
020430	<b>04-0704</b>	03.2119-0781.3	<b>05-0036</b>	03.2122-1883.3	<b>05-0459</b>	03.3119-9802.3	<b>05-0015</b>	03.3222-7001.3	<b>04-0147</b>
020430	<b>04-0827</b>	03.2119-1281.3	<b>05-0077</b>	03.2122-1888.3	<b>05-0614</b>	03.3120-1700.3	<b>05-0148</b>	03.3222-7101.3	<b>04-0146</b>
020431	<b>04-0700</b>	03.2119-3382.3	<b>05-0061</b>	03.2122-1942.3	<b>05-0542</b>	03.3214-0811.3	<b>04-0116</b>	03.3222-7201.3	<b>04-0088</b>
020432	<b>04-0747</b>	03.2119-3389.3	<b>05-0061</b>	03.2122-3012.3	<b>05-0127</b>	03.3214-0812.3	<b>04-0116</b>	03.3222-7301.3	<b>04-0054</b>
020433	<b>04-0758</b>	03.2119-3389.3	<b>05-0191</b>	03.2122-3200.3	<b>05-0058</b>	03.3214-1001.3	<b>04-0186</b>	03.3222-7502.3	<b>04-0748</b>
020434	<b>04-0759</b>	03.2119-3391.3	<b>05-0231</b>	03.2122-6911.3	<b>05-0137</b>	03.3214-1002.3	<b>04-0186</b>	03.3222-7802.3	<b>04-0102</b>
020435	<b>04-0814</b>	03.2120-0151.3	<b>05-0113</b>	03.2122-9631.3	<b>05-0258</b>	03.3214-1012.3	<b>04-0299</b>	03.3222-8001.3	<b>04-0180</b>
020436	<b>04-0815</b>	03.2120-0181.3	<b>05-0079</b>	03.2123-0271.3	<b>05-0203</b>	03.3215-0221.3	<b>04-0106</b>	03.3222-8201.3	<b>04-0041</b>
020438	<b>04-0764</b>	03.2120-0538.3	<b>05-0378</b>	03.2123-0491.3	<b>05-0247</b>	03.3215-1201.3	<b>04-0416</b>	03.3222-8301.3	<b>04-0040</b>
020440	<b>04-0595</b>	03.2120-1044.3	<b>05-0084</b>	03.2123-1424.3	<b>05-0490</b>	03.3215-1501.3	<b>04-0058</b>	03.3222-8401.3	<b>04-0615</b>
020441	<b>04-0685</b>	03.2120-1121.3	<b>05-0085</b>	03.2123-1428.3	<b>05-0494</b>	03.3215-1701.3	<b>04-0046</b>	03.3222-8501.3	<b>04-0316</b>
020442	<b>04-0686</b>	03.2120-1122.3	<b>05-0085</b>	03.2123-1486.3	<b>05-0385</b>	03.3215-2001.3	<b>04-0099</b>	03.3222-8601.3	<b>04-0317</b>
020443	<b>04-0666</b>	03.2120-1142.3	<b>05-0401</b>	03.2123-1526.3	<b>05-0311</b>	03.3215-2311.3	<b>04-0226</b>	03.3222-8801.3	<b>04-0141</b>
020444	<b>04-0667</b>	03.2120-1181.3	<b>05-0136</b>	03.2123-1546.3	<b>05-0419</b>	03.3215-2501.3	<b>04-0068</b>	03.3222-9101.3	<b>04-0174</b>
020445	<b>04-0811</b>	03.2120-1451.3	<b>05-0204</b>	03.2123-1548.3	<b>05-0398</b>	03.3215-2201.3	<b>04-0043</b>	03.3222-9201.3	<b>04-0173</b>
020446	<b>04-0670</b>	03.2120-1491.3	<b>05-0041</b>	03.2123-1551.3	<b>05-0418</b>	03.3217-0602.3	<b>04-0048</b>	03.3222-9301.3	<b>04-0171</b>
020447	<b>04-0671</b>	03.2120-1492.3	<b>05-0041</b>	03.2123-1581.3	<b>05-0372</b>	03.3217-1101.3	<b>04-0071</b>	03.3222-9401.3	<b>04-0172</b>
020448	<b>04-0760</b>	03.2120-1531.3	<b>05-0040</b>	03.2123-1622.3	<b>05-0441</b>	03.3217-1601.3	<b>04-0417</b>	03.3222-9501.3	<b>04-0477</b>
020449	<b>04-0744</b>	03.2120-1551.3	<b>05-0042</b>	03.2123-1626.3	<b>05-0559</b>	03.3217-1811.3	<b>04-0061</b>	03.3222-9601.3	<b>04-0476</b>
020450	<b>04-0789</b>	03.2120-1571.3	<b>05-0040</b>	03.2123-1741.3	<b>05-0413</b>	03.3217-2111.3	<b>04-0060</b>	03.3223-0611.3	<b>04-0457</b>
020451	<b>04-0790</b>	03.2120-1572.3	<b>05-0043</b>	03.2123-1824.3	<b>05-0610</b>	03.3217-2112.3	<b>04-0060</b>	03.3223-0801.3	<b>04-0056</b>
020452	<b>04-0801</b>	03.2120-1681.3	<b>05-0126</b>	03.2123-2024.3	<b>05-0295</b>	03.3217-2113.3	<b>04-0060</b>	03.3223-0802.3	<b>04-0056</b>
020453	<b>04-0656</b>	03.2120-1882.3	<b>05-0059</b>	03.2123-2146.3	<b>05-0412</b>	03.3217-2202.3	<b>04-0049</b>	03.3223-0901.3	<b>04-0057</b>
020454	<b>04-0657</b>	03.2120-1895.3	<b>05-0059</b>	03.2123-2164.3	<b>05-0577</b>	03.3217-2203.3	<b>04-0086</b>	03.3223-0901.3	<b>04-0140</b>
020455	<b>04-0690</b>	03.2120-1897.3	<b>05-0226</b>	03.2123-2581.3	<b>05-0488</b>	03.3217-2204.3	<b>04-0049</b>	03.3223-0902.3	<b>04-0057</b>
020456	<b>04-0787</b>	03.2120-1981.3	<b>05-0179</b>	03.2123-2621.3	<b>05-0687</b>	03.3217-2401.3	<b>04-0070</b>	03.3223-1111.3	<b>04-0278</b>
020456	<b>04-0788</b>	03.2120-2031.3	<b>05-0059</b>	03.2123-2649.3	<b>05-0536</b>	03.3217-2501.3	<b>04-0317</b>	03.3223-1112.3	<b>04-0278</b>
020458	<b>04-0820</b>	03.2120-2031.3	<b>05-0039</b>	03.2123-2721.3	<b>05-0632</b>	03.3217-2901.3	<b>04-0257</b>	03.3223-1201.3	<b>04-0219</b>
020459	<b>04-0742</b>	03.2120-2191.3	<b>05-0202</b>	03.2123-2781.3	<b>05-0631</b>	03.3217-3101.3	<b>04-0087</b>	03.3223-1301.3	<b>04-0220</b>
020460	<b>04-0792</b>	03.2120-2242.3	<b>05-0129</b>	03.2123-2861.3	<b>05-0452</b>	03.3217-3201.3	<b>04-0083</b>	03.3223-1401.3	<b>04-0152</b>
020461	<b>04-0795</b>	03.2120-2282.3	<b>05-0087</b>	03.2123-4911.3	<b>05-0568</b>	03.3217-3501.3	<b>04-0155</b>	03.3223-1501.3	<b>04-0145</b>
020463	<b>04-0806</b>	03.2120-2331.3	<b>05-0205</b>	03.2123-8512.3	<b>05-0159</b>	03.3217-3502.3	<b>04-0155</b>	03.3223-1601.3	<b>04-0144</b>
020465	<b>04-0846</b>	03.2120-2381.3	<b>05-0117</b>	03.2125-0026.3	<b>05-0613</b>	03.3217-3503.3	<b>04-0296</b>	03.3223-1901.3	<b>04-0142</b>
020467	<b>04-0937</b>	03.2120-2421.3	<b>05-0118</b>	03.2125-7310.3	<b>05-0618</b>	03.3217-3512.3	<b>04-0300</b>	03.3223-2001.3	<b>04-0143</b>
020467	<b>04-0949</b>	03.2120-2482.3	<b>05-0225</b>	03.2125-7402.3	<b>05-0440</b>	03.3217-3513.3	<b>04-0443</b>	03.3223-2101.3	<b>04-0103</b>
020469	<b>04-0635</b>	03.2120-2598.3	<b>05-0538</b>	03.2125-7637.3	<b>05-0579</b>	03.3217-3601.3	<b>04-0150</b>	03.3223-2301.3	<b>04-0140</b>
020474	<b>04-0930</b>	03.2120-2651.3	<b>05-0142</b>	03.2125-7707.3	<b>05-0756</b>	03.3219-0905.3	<b>04-0349</b>	03.3223-2401.3	<b>04-0219</b>
020475	<b>04-0767</b>	03.2120-2682.3	<b>05-0193</b>	03.2125-7708.3	<b>05-0578</b>	03.3219-2104.3	<b>04-0123</b>	03.3223-2501.3	<b>04-0220</b>
020476	<b>04-0914</b>	03.2120-2762.3	<b>05-0129</b>	03.2125-7737.3	<b>05-0425</b>	03.3219-2106.3	<b>04-0109</b>	03.3225-5201.3	<b>04-0582</b>
020477	<b>04-0816</b>	03.2120-2962.3	<b>05-0156</b>	03.2125-8004.3	<b>05-0451</b>	03.3219-3211.3	<b>04-0045</b>	03.3225-5511.3	<b>04-0394</b>
020478	<b>04-0830</b>	03.2120-3771.3	<b>05-0207</b>	03.2125-8111.3	<b>05-0604</b>	03.3219-4201.3	<b>04-0434</b>	03.3225-5512.3	<b>04-0395</b>
020480	<b>04-0872</b>	03.2120-3943.3	<b>05-0207</b>	03.2125-8209.3	<b>05-0606</b>	03.3219-4202.3	<b>04-0434</b>	03.3228-1901.3	<b>04-0137</b>
020481	<b>04-0866</b>	03.2120-3943.3	<b>05-0277</b>	03.2125-9604.3	<b>05-0607</b>	03.3219-4211.3	<b>04-0301</b>	03.3229-1802.3	<b>04-0182</b>
020482	<b>04-0939</b>	03.2120-3943.3	<b>05-0142</b>	03.2125-9704.3	<b>05-0605</b>	03.3219-4301.3	<b>04-0354</b>	03.4122-0031.3	<b>05-0594</b>
020483	<b>04-0803</b>	03.2120-4166.3	<b>05-0360</b>	03.2217-2201.3	<b>04-0086</b>	03.3219-4302.3	<b>04-0354</b>	03.4122-0041.3	<b>05-0532</b>
020484	<b>04-0802</b>	03.2120-4321.3	<b>05-0296</b>	03.2419-8000.3	<b>55-0013</b>	03.3219-4402.3	<b>04-0002</b>	03.4123-0019.3	<b>05-0313</b>
020485	<b>04-0708</b>	03.2120-4381.3	<b>05-0388</b>	03.2419-8401.3	<b>55-0022</b>	03.3219-4501.3	<b>04-0075</b>	03.4123-0081.3	<b>05-0556</b>
020485	<b>04-0707</b>	03.2120-4441.3	<b>05-0391</b>	03.2419-8601.3	<b>55-0012</b>	03.3219-4621.3	<b>04-0042</b>	03.4123-0153.3	<b>05-0638</b>
020487	<b>04-0798</b>	03.2120-4461.3	<b>05-0420</b>	03.2419-8601.3	<b>55-0017</b>	03.3219-4701.3	<b>04-0033</b>	03.4125-0014.3	<b>05-0555</b>
020488	<b>04-0882</b>	03.2120-4504.3	<b>05-0127</b>	03.2419-8900.3	<b>55-0016</b>	03.3219-4901.3	<b>04-0139</b>	030017	<b>55-0013</b>
020489	<b>04-0805</b>	03.2120-8712.3	<b>05-0043</b>	03.2419-9000.3	<b>55-0020</b>	03.3219-5001.3	<b>04-0138</b>	030022	<b>55-0017</b>
020490	<b>04-0895</b>	03.2120-9103.3	<b>05-0042</b>	03.2419-9710.3	<b>55-0082</b>	03.3219-5201.3	<b>04-0029</b>	030022	<b>55-0012</b>
03.2022-0103.3	<b>05-0048</b>	03.2120-9112.3	<b>05-0042</b>	03.2520-1201.3	<b>54-0013</b>	03.3219-5902.3	<b>04-0081</b>	030024	<b>55-0016</b>
03.2022-0108.3	<b>05-0047</b>	03.2120-9607.3	<b>05-0040</b>	03.2523-0803.3	<b>54-0018</b>	03.3219-6001.3	<b>04-0075</b>	030025	<b>55-0020</b>
03.2022-0109.3	<b>05-0048</b>	03.2120-9613.3	<b>05-0040</b>	03.2523-0811.3	<b>54-0018</b>	03.3219-6001.3	<b>04-0185</b>	030041	<b>55-0022</b>
03.2022-0111.3	<b>05-0047</b>	03.2120-9902.3	<b>05-0041</b>	03.2523-0812.3	<b>54-0018</b>	03.3219-6002.3	<b>04-0185</b>	030044	<b>55-0038</b>
03.2022-0112.3	<b>05-0048</b>	03.2120-9911.3	<b>05-0041</b>	03.2523-1210.3	<b>54-0016</b>	03.3219-6002.3	<b>04-0075</b>	030045	<b>55-0023</b>
03.2022-2624.3	<b>05-0383</b>	03.2120-9914.3	<b>05-0041</b>	03.2523-1310.3	<b>54-0017</b>	03.3219-6300.3	<b>04-0297</b>	030047	<b>55-0032</b>
03.2022-2829.3	<b>05-0551</b>	03.2122-0142.3	<b>05-0127</b>	03.2525-2201.3					

Ad. OE	METELLI ref.	Ad. OE	METELLI ref.	Ad. OE	METELLI ref.	Ad. OE	METELLI ref.	Ad. OE	METELLI ref.
<b>ATE</b>		24.2119-0905.3	<b>05-0115</b>	24.2122-1701.3	<b>05-0170</b>	24.2123-1759.3	<b>05-0572</b>	24.3200-0908.3	<b>04-0594</b>
		24.2119-0910.3	<b>05-0073</b>	24.2122-1702.3	<b>05-0168</b>	24.2123-1760.3	<b>04-0485</b>	24.3214-0901.3	<b>04-0186</b>
		24.2119-0911.3	<b>05-0155</b>	24.2122-1703.3	<b>05-0228</b>	24.2125-1701.3	<b>05-0166</b>	24.3214-0902.3	<b>04-0597</b>
030100	<b>55-0040</b>	24.2119-0912.3	<b>05-0076</b>	24.2122-1704.3	<b>05-0198</b>	24.2125-1702.3	<b>05-0236</b>	24.3214-1101.3	<b>04-0186</b>
040011	<b>54-0013</b>	24.2119-0914.3	<b>05-0061</b>	24.2122-1705.3	<b>05-0233</b>	24.2125-1703.3	<b>05-0239</b>	24.3214-1102.3	<b>04-0299</b>
040019	<b>54-0018</b>	24.2119-0915.3	<b>05-0072</b>	24.2122-1706.3	<b>05-0173</b>	24.2125-1704.3	<b>05-0389</b>	24.3215-0201.3	<b>04-0179</b>
040021	<b>54-0016</b>	24.2119-1501.3	<b>05-0160</b>	24.2122-1707.3	<b>05-0243</b>	24.2125-1705.3	<b>05-0268</b>	24.3215-0401.3	<b>04-0218</b>
040022	<b>54-0017</b>	24.2119-1503.3	<b>05-0075</b>	24.2122-1708.3	<b>05-0227</b>	24.2125-1706.3	<b>05-0268</b>	24.3215-0801.3	<b>04-0073</b>
040026	<b>54-0008</b>	24.2119-1701.3	<b>05-0131</b>	24.2122-1709.3	<b>05-0220</b>	24.2125-1707.3	<b>05-0275</b>	24.3215-0802.3	<b>04-0006</b>
040028	<b>54-0009</b>	24.2119-1702.3	<b>05-0231</b>	24.2122-1711.3	<b>05-0097</b>	24.2125-1708.3	<b>05-0275</b>	24.3215-0803.3	<b>04-0183</b>
040049	<b>54-0025</b>	24.2119-1703.3	<b>05-0072</b>	24.2122-1712.3	<b>05-0096</b>	24.2125-1709.3	<b>05-0314</b>	24.3215-0901.3	<b>04-0068</b>
040058	<b>54-0019</b>	24.2119-1704.3	<b>05-0155</b>	24.2122-1713.3	<b>05-0134</b>	24.2125-1712.3	<b>05-0402</b>	24.3215-0902.3	<b>04-0581</b>
040063	<b>54-0022</b>	24.2119-1705.3	<b>05-0076</b>	24.2122-1714.3	<b>05-0238</b>	24.2125-1713.3	<b>05-0368</b>	24.3215-0903.3	<b>04-0598</b>
040063	<b>54-0019</b>	24.2119-1708.3	<b>05-0266</b>	24.2122-1715.3	<b>05-0241</b>	24.2125-1714.3	<b>05-0117</b>	24.3215-1101.3	<b>04-0058</b>
040070	<b>54-0010G</b>	24.2120-0702.3	<b>05-0190</b>	24.2122-1716.3	<b>05-0208</b>	24.2125-1721.3	<b>05-0641</b>	24.3215-1102.3	<b>04-0252</b>
040072	<b>54-0027</b>	24.2120-0801.3	<b>05-0066</b>	24.2122-1717.3	<b>05-0387</b>	24.2125-1722.3	<b>05-0642</b>	24.3215-1103.3	<b>04-0322</b>
040074	<b>54-0050</b>	24.2120-0802.3	<b>05-0088</b>	24.2122-1718.3	<b>05-0348</b>	24.2125-1723.3	<b>05-0447</b>	24.3215-1104.3	<b>04-0068</b>
040076	<b>54-0049</b>	24.2120-0803.3	<b>05-0090</b>	24.2122-1719.3	<b>05-0234</b>	24.2125-1725.3	<b>05-0446</b>	24.3215-1105.3	<b>04-0416</b>
040079	<b>54-0048</b>	24.2120-0903.3	<b>05-0071</b>	24.2122-1723.3	<b>05-0219</b>	24.2125-1726.3	<b>05-0481</b>	24.3215-1106.3	<b>04-0230</b>
040080	<b>54-0026</b>	24.2120-0904.3	<b>05-0070</b>	24.2122-1724.3	<b>05-0381</b>	24.2125-1727.3	<b>05-0473</b>	24.3215-1107.3	<b>04-0322</b>
040083	<b>54-0024</b>	24.2120-0905.3	<b>05-0135</b>	24.2122-1727.3	<b>05-0310</b>	24.2125-1728.3	<b>05-0616</b>	24.3215-1601.3	<b>04-0230</b>
040087	<b>54-0037</b>	24.2120-0907.3	<b>05-0094</b>	24.2122-1731.3	<b>05-0196</b>	24.2125-1729.3	<b>05-0558</b>	24.3215-1701.3	<b>04-0870</b>
10.6123-0312.3	<b>05-0386</b>	24.2120-0908.3	<b>05-0069</b>	24.2122-1733.3	<b>05-0365</b>	24.2125-1730.3	<b>05-0554</b>	24.3215-1702.3	<b>04-0825</b>
10.6123-0674.3	<b>05-0599</b>	24.2120-0909.3	<b>05-0118</b>	24.2122-1739.3	<b>05-0230</b>	24.2415-1701.3	<b>55-0058</b>	24.3217-0302.3	<b>04-0062</b>
20.5519-2092.3	<b>04-0811</b>	24.2120-0910.3	<b>05-0178</b>	24.2122-1740.3	<b>05-0380</b>	24.2415-1702.3	<b>55-0057</b>	24.3217-0304.3	<b>04-0208</b>
20.5520-1058.3	<b>05-0221</b>	24.2120-0911.3	<b>05-0194</b>	24.2122-1741.3	<b>05-0326</b>	24.2415-1704.3	<b>55-0052</b>	24.3217-0305.3	<b>04-0207</b>
20.5522-1038.3	<b>05-0278</b>	24.2120-0913.3	<b>05-0180</b>	24.2122-1742.3	<b>05-0323</b>	24.2415-1707.3	<b>55-0060</b>	24.3217-0503.3	<b>04-0091</b>
20.5522-1057.3	<b>05-0279</b>	24.2120-1501.3	<b>05-0251</b>	24.2122-1743.3	<b>05-0359</b>	24.2419-0901.3	<b>55-0022</b>	24.3217-0505.3	<b>04-0197</b>
20.5522-1093.3	<b>05-0273</b>	24.2120-1502.3	<b>05-0038</b>	24.2122-1744.3	<b>05-0309</b>	24.2419-0903.3	<b>55-0024</b>	24.3217-0801.3	<b>04-0066</b>
24.2022-0901.3	<b>05-0175</b>	24.2120-1503.3	<b>05-0069</b>	24.2122-1745.3	<b>05-0478</b>	24.2419-0912.3	<b>55-0038</b>	24.3217-0802.3	<b>04-0161</b>
24.2022-1601.3	<b>05-0175</b>	24.2120-1601.3	<b>05-0188</b>	24.2122-1749.3	<b>05-0479</b>	24.2419-0915.3	<b>55-0023</b>	24.3217-0901.3	<b>04-0083</b>
24.2022-1701.3	<b>05-0068</b>	24.2120-1602.3	<b>05-0184</b>	24.2122-1750.3	<b>05-0353</b>	24.2419-0917.3	<b>55-0032</b>	24.3217-0903.3	<b>04-0324</b>
24.2023-1601.3	<b>05-0255</b>	24.2120-1605.3	<b>05-0181</b>	24.2122-1752.3	<b>05-0293</b>	24.2419-0929.3	<b>55-0024</b>	24.3217-0905.3	<b>04-0231</b>
24.2023-1701.3	<b>05-0619</b>	24.2120-1608.3	<b>05-0184</b>	24.2122-1757.3	<b>05-0540</b>	24.2419-1101.3	<b>55-0014</b>	24.3217-0906.3	<b>04-0175</b>
24.2023-1702.3	<b>05-0622</b>	24.2120-1701.3	<b>05-0125</b>	24.2122-1758.3	<b>05-0118</b>	24.2419-1101.3	<b>55-0014G</b>	24.3217-0907.3	<b>04-0176</b>
24.2023-1704.3	<b>05-0625</b>	24.2120-1702.3	<b>05-0199</b>	24.2122-6911.3	<b>05-0097</b>	24.2419-1703.3	<b>55-0023</b>	24.3217-0908.3	<b>04-0608</b>
24.2025-1703.3	<b>05-0624</b>	24.2120-1703.3	<b>05-0232</b>	24.2123-1602.3	<b>05-0259</b>	24.2419-1706.3	<b>55-0056</b>	24.3217-1102.3	<b>04-0155</b>
24.2025-1704.3	<b>05-0517</b>	24.2120-1703.3	<b>05-0146</b>	24.2123-1606.3	<b>05-0165</b>	24.2419-1707.3	<b>55-0055</b>	24.3217-1104.3	<b>04-0177</b>
24.2025-1705.3	<b>05-0561</b>	24.2120-1704.3	<b>05-0226</b>	24.2123-1701.3	<b>05-0222</b>	24.2419-1712.3	<b>55-0081</b>	24.3217-1105.3	<b>04-0178</b>
24.2025-1706.3	<b>05-0414</b>	24.2120-1705.3	<b>05-0192</b>	24.2123-1702.3	<b>05-0201</b>	24.2419-1713.3	<b>55-0050</b>	24.3217-1106.3	<b>04-0254</b>
24.2025-1707.3	<b>05-0566</b>	24.2120-1706.3	<b>05-0149</b>	24.2123-1703.3	<b>05-0164</b>	24.2419-1715.3	<b>55-0015</b>	24.3217-1107.3	<b>04-0314</b>
24.2025-1708.3	<b>05-0415</b>	24.2120-1707.3	<b>05-0262</b>	24.2123-1704.3	<b>05-0171</b>	24.2419-1718.3	<b>55-0033</b>	24.3217-1108.3	<b>04-0315</b>
24.2100-0807.3	<b>05-0074</b>	24.2120-1709.3	<b>05-0194</b>	24.2123-1705.3	<b>05-0172</b>	24.2419-1721.3	<b>55-0027</b>	24.3217-1109.3	<b>04-0324</b>
24.2100-1004.3	<b>05-0131</b>	24.2120-1710.3	<b>05-0044</b>	24.2123-1706.3	<b>05-0222</b>	24.2419-1721.3	<b>55-0040</b>	24.3217-1111.3	<b>04-0398</b>
24.2117-1501.3	<b>05-0081</b>	24.2120-1712.3	<b>05-0184</b>	24.2123-1707.3	<b>05-0253</b>	24.2419-1723.3	<b>55-0078</b>	24.3217-1112.3	<b>04-0399</b>
24.2117-1502.3	<b>05-0143</b>	24.2120-1714.3	<b>05-0224</b>	24.2123-1708.3	<b>05-0252</b>	24.2419-1730.3	<b>55-0041</b>	24.3217-1113.3	<b>04-0247</b>
24.2117-1503.3	<b>05-0141</b>	24.2120-1715.3	<b>05-0094</b>	24.2123-1709.3	<b>05-0280</b>	24.2519-0505.3	<b>54-0010G</b>	24.3217-1114.3	<b>04-0231</b>
24.2119-0801.3	<b>05-0065</b>	24.2120-1716.3	<b>05-0147</b>	24.2123-1710.3	<b>05-0361</b>	24.2519-1701.3	<b>54-0056</b>	24.3217-1115.3	<b>04-0161</b>
24.2119-0802.3	<b>05-0014</b>	24.2120-1718.3	<b>05-0070</b>	24.2123-1711.3	<b>05-0308</b>	24.2519-1702.3	<b>54-0050</b>	24.3217-1115.3	<b>04-0425</b>
24.2119-0804.3	<b>05-0014</b>	24.2120-1719.3	<b>05-0044</b>	24.2123-1712.3	<b>05-0299</b>	24.2520-1701.3	<b>54-0027</b>	24.3217-1116.3	<b>04-0175</b>
24.2119-0805.3	<b>05-0023</b>	24.2120-1722.3	<b>05-0245</b>	24.2123-1713.3	<b>05-0355</b>	24.2522-0905.3	<b>54-0053</b>	24.3217-1117.3	<b>04-0176</b>
24.2119-0806.3	<b>05-0019</b>	24.2120-1723.3	<b>05-0242</b>	24.2123-1714.3	<b>05-0362</b>	24.2522-1702.3	<b>54-0049</b>	24.3217-1118.3	<b>04-0070</b>
24.2119-0807.3	<b>05-0008</b>	24.2120-1725.3	<b>05-0146</b>	24.2123-1715.3	<b>05-0358</b>	24.2522-1704.3	<b>54-0066</b>	24.3217-1119.3	<b>04-0198</b>
24.2119-0807.3	<b>05-0063</b>	24.2120-1726.3	<b>05-0357</b>	24.2123-1716.3	<b>05-0091</b>	24.2522-1705.3	<b>54-0048</b>	24.3217-1120.3	<b>04-0464</b>
24.2119-0808.3	<b>05-0004</b>	24.2120-1727.3	<b>05-0289</b>	24.2123-1717.3	<b>05-0260</b>	24.2522-1706.3	<b>54-0049</b>	24.3217-1121.3	<b>04-0207</b>
24.2119-0809.3	<b>05-0014</b>	24.2120-1728.3	<b>05-0356</b>	24.2123-1720.3	<b>05-0240</b>	24.2523-0908.3	<b>54-0025</b>	24.3217-1122.3	<b>04-0208</b>
24.2119-0810.3	<b>05-0020</b>	24.2120-1729.3	<b>05-0199</b>	24.2123-1723.3	<b>05-0352</b>	24.2523-1701.3	<b>54-0026</b>	24.3217-1601.3	<b>04-0350</b>
24.2119-0811.3	<b>05-0004</b>	24.2120-1730.3	<b>05-0396</b>	24.2123-1724.3	<b>05-0270</b>	24.2523-1702.3	<b>54-0037</b>	24.3217-1703.3	<b>04-0325</b>
24.2119-0812.3	<b>05-0004</b>	24.2120-1731.3	<b>05-0397</b>	24.2123-1725.3	<b>05-0223</b>	24.2525-1703.3	<b>54-0023</b>	24.3217-1705.3	<b>04-0674</b>
24.2119-0814.3	<b>05-0014</b>	24.2120-1733.3	<b>05-0216</b>	24.2123-1729.3	<b>05-0298</b>	24.2525-1703.3	<b>54-0011</b>	24.3217-1706.3	<b>04-0086</b>
24.2119-0815.3	<b>05-0021</b>	24.2120-1734.3	<b>05-0404</b>	24.2123-1730.3	<b>05-0491</b>	24.2525-1705.3	<b>54-0024</b>	24.3217-1707.3	<b>04-0417</b>
24.2119-0817.3	<b>05-0005</b>	24.2120-1735.3	<b>05-0644</b>	24.2123-1731.3	<b>05-0367</b>	24.2525-1706.3	<b>54-0023</b>	24.3217-1708.3	<b>04-0663</b>
24.2119-0817.3	<b>05-0049</b>	24.2120-1736.3	<b>05-0493</b>	24.2123-1732.3	<b>05-0377</b>	24.2528-0901.3	<b>54-0021</b>	24.3217-1709.3	<b>04-0746</b>
24.2119-0818.3	<b>05-0062</b>	24.2120-1737.3	<b>05-0363</b>	24.2123-1733.3	<b>05-0411</b>	24.2528-0903.3	<b>54-0019</b>	24.3217-1709.3	<b>04-0960</b>
24.2119-0820.3	<b>05-0022</b>	24.2120-1738.3	<b>05-0553</b>	24.2123-1734.3	<b>05-03</b>				

Ad. OE	METELLI ref.	Ad. OE	METELLI ref.	Ad. OE	METELLI ref.	Ad. OE	METELLI ref.	Ad. OE	METELLI ref.
<b>ATE</b>		24.3219-1728.3	<b>04-0801</b>	24.3220-1610.3	<b>04-0346</b>	24.3222-1117.3	<b>04-0356</b>	24.3226-1701.3	<b>04-0635</b>
		24.3219-1729.3	<b>04-0670</b>	24.3220-1611.3	<b>04-0362</b>	24.3222-1118.3	<b>04-0360</b>	24.3226-1702.3	<b>04-0635</b>
		24.3219-1730.3	<b>04-0671</b>	24.3220-1612.3	<b>04-0363</b>	24.3222-1118.3	<b>04-0285</b>	24.3228-0901.3	<b>04-0182</b>
24.3217-1723.3	<b>04-0819</b>	24.3219-1731.3	<b>04-0656</b>	24.3220-1613.3	<b>04-0431</b>	24.3222-1119.3	<b>04-0586</b>	24.3228-1101.3	<b>04-0182</b>
24.3217-1725.3	<b>04-0682</b>	24.3219-1732.3	<b>04-0657</b>	24.3220-1614.3	<b>04-0432</b>	24.3222-1120.3	<b>04-0172</b>	24.3228-1102.3	<b>04-0137</b>
24.3217-1726.3	<b>04-0681</b>	24.3219-1733.3	<b>04-0792</b>	24.3220-1615.3	<b>04-0438</b>	24.3222-1121.3	<b>04-0171</b>	24.3228-1103.3	<b>04-0319</b>
24.3217-2302.3	<b>04-0071</b>	24.3219-1734.3	<b>04-0795</b>	24.3220-1616.3	<b>04-0437</b>	24.3222-1122.3	<b>04-0358</b>	24.3228-1104.3	<b>04-0320</b>
24.3219-0101.3	<b>04-0133</b>	24.3219-1735.3	<b>04-0806</b>	24.3220-1617.3	<b>04-0577</b>	24.3222-1123.3	<b>04-0359</b>	24.3228-1701.3	<b>04-0636</b>
24.3219-0102.3	<b>04-0134</b>	24.3219-1735.3	<b>04-0829</b>	24.3220-1618.3	<b>04-0578</b>	24.3222-1124.3	<b>04-0616</b>	24.3324-0401.3	<b>04-0216</b>
24.3219-0103.3	<b>04-0132</b>	24.3219-1735.3	<b>04-0893</b>	24.3220-1619.3	<b>04-0365</b>	24.3222-1125.3	<b>04-0088</b>	24.4122-1701.3	<b>05-0294</b>
24.3219-0301.3	<b>04-0195</b>	24.3219-1736.3	<b>04-0846</b>	24.3220-1620.3	<b>04-0255</b>	24.3222-1126.3	<b>04-0500</b>	24.4122-1701.3	<b>05-0293</b>
24.3219-0301.3	<b>04-0286</b>	24.3219-1739.3	<b>04-0809</b>	24.3220-1623.3	<b>04-0589</b>	24.3222-1501.3	<b>04-0360</b>	24.4122-1702.3	<b>05-0294</b>
24.3219-0403.3	<b>04-0063</b>	24.3219-1740.3	<b>04-0810</b>	24.3220-1624.3	<b>04-0590</b>	24.3222-1603.3	<b>04-0356</b>	24.4123-1702.3	<b>05-0640</b>
24.3219-0404.3	<b>04-0217</b>	24.3219-1741.3	<b>04-0796</b>	24.3220-1625.3	<b>04-0624</b>	24.3222-1604.3	<b>04-0463</b>	24.6046-0801.3	<b>09-0008</b>
24.3219-0501.3	<b>04-0213</b>	24.3219-1742.3	<b>04-0798</b>	24.3220-1626.3	<b>04-0625</b>	24.3222-1605.3	<b>04-0168</b>	24.6512-1502.3	<b>09-0011</b>
24.3219-0501.3	<b>04-0081</b>	24.3219-1743.3	<b>04-0708</b>	24.3220-1701.3	<b>04-0326</b>	24.3222-1608.3	<b>04-0587</b>	24.6512-1702.3	<b>09-0012</b>
24.3219-0503.3	<b>04-0113</b>	24.3219-1743.3	<b>04-0707</b>	24.3220-1702.3	<b>04-0647</b>	24.3222-1609.3	<b>04-0588</b>	24.6513-0801.3	<b>09-0006</b>
24.3219-0801.3	<b>04-0072</b>	24.3219-1744.3	<b>04-0882</b>	24.3220-1703.3	<b>04-0095</b>	24.3222-1610.3	<b>04-0170</b>	24.6513-1503.3	<b>09-0009</b>
24.3219-0802.3	<b>04-0002</b>	24.3219-1745.3	<b>04-0853</b>	24.3220-1704.3	<b>04-0646</b>	24.3222-1611.3	<b>04-0418</b>	24.6513-1701.3	<b>09-0013</b>
24.3219-0803.3	<b>04-0156</b>	24.3219-1746.3	<b>04-0871</b>	24.3220-1705.3	<b>04-0624</b>	24.3222-1612.3	<b>04-0419</b>	24.6515-0801.3	<b>09-0001</b>
24.3219-0903.3	<b>04-0076</b>	24.3219-1747.3	<b>04-0883</b>	24.3220-1707.3	<b>04-0672</b>	24.3222-1613.3	<b>04-0358</b>	27.2100-0110.3	<b>05-0367</b>
24.3219-0904.3	<b>04-0426</b>	24.3219-1748.3	<b>04-0884</b>	24.3220-1708.3	<b>04-0673</b>	24.3222-1615.3	<b>04-0364</b>	27.2100-0113.3	<b>05-0260</b>
24.3219-0905.3	<b>04-0349</b>	24.3219-1749.3	<b>04-0845</b>	24.3220-1709.3	<b>04-0655</b>	24.3222-1616.3	<b>04-0660</b>	27.2100-0116.3	<b>05-0368</b>
24.3219-0907.3	<b>04-0343</b>	24.3219-1750.3	<b>04-0844</b>	24.3220-1710.3	<b>04-0654</b>	24.3222-1617.3	<b>04-0592</b>	27.2100-0117.3	<b>05-0369</b>
24.3219-0908.3	<b>04-0344</b>	24.3219-1751.3	<b>04-0298</b>	24.3220-1711.3	<b>04-0648</b>	24.3222-1618.3	<b>04-0591</b>	27.2100-0301.3	<b>05-0038</b>
24.3219-0909.3	<b>04-0679</b>	24.3219-1752.3	<b>04-0931</b>	24.3220-1712.3	<b>04-0560</b>	24.3222-1701.3	<b>04-0644</b>	27.2100-0307.3	<b>05-0160</b>
24.3219-1101.3	<b>04-0033</b>	24.3219-1753.3	<b>04-0932</b>	24.3220-1713.3	<b>04-0438</b>	24.3222-1703.3	<b>04-0147</b>	27.2100-0310.3	<b>05-0037</b>
24.3219-1102.3	<b>04-0253</b>	24.3219-1754.3	<b>04-0905</b>	24.3220-1714.3	<b>04-0437</b>	24.3222-1704.3	<b>04-0146</b>	27.2100-0317.3	<b>05-0198</b>
24.3219-1103.3	<b>04-0279</b>	24.3219-1755.3	<b>04-0846</b>	24.3220-1715.3	<b>04-0651</b>	24.3222-1707.3	<b>04-0645</b>	27.2100-0318.3	<b>05-0206</b>
24.3219-1106.3	<b>04-0351</b>	24.3219-1756.3	<b>04-0875</b>	24.3220-1716.3	<b>04-0706</b>	24.3222-1708.3	<b>04-0615</b>	27.2100-0319.3	<b>05-0061</b>
24.3219-1107.3	<b>04-0354</b>	24.3220-0101.3	<b>04-0193</b>	24.3220-1717.3	<b>04-0704</b>	24.3222-1709.3	<b>04-0476</b>	27.2100-0328.3	<b>05-0266</b>
24.3219-1107.3	<b>04-0831</b>	24.3220-0102.3	<b>04-0192</b>	24.3220-1717.3	<b>04-0827</b>	24.3222-1710.3	<b>04-0477</b>	27.2100-0329.3	<b>05-0245</b>
24.3219-1110.3	<b>04-0223</b>	24.3220-0201.3	<b>04-0095</b>	24.3220-1718.3	<b>04-0764</b>	24.3222-1711.3	<b>04-0650</b>	27.2100-0602.3	<b>05-0097</b>
24.3219-1111.3	<b>04-0301</b>	24.3220-0202.3	<b>04-0206</b>	24.3220-1719.3	<b>04-0760</b>	24.3222-1712.3	<b>04-0705</b>	27.2100-0603.3	<b>05-0098</b>
24.3219-1112.3	<b>04-0579</b>	24.3220-0403.3	<b>04-0064</b>	24.3220-1720.3	<b>04-0690</b>	24.3222-1713.3	<b>04-0700</b>	27.2100-0609.3	<b>05-0134</b>
24.3219-1114.3	<b>04-0042</b>	24.3220-0501.3	<b>04-0214</b>	24.3220-1721.3	<b>04-0937</b>	24.3222-1714.3	<b>04-0747</b>	27.2100-0615.3	<b>05-0162</b>
24.3219-1116.3	<b>04-0599</b>	24.3220-0502.3	<b>04-0215</b>	24.3220-1721.3	<b>04-0949</b>	24.3222-1715.3	<b>04-0758</b>	27.2100-0620.3	<b>05-0164</b>
24.3219-1117.3	<b>04-0600</b>	24.3220-0505.3	<b>04-0211</b>	24.3220-1722.3	<b>04-0820</b>	24.3222-1716.3	<b>04-0759</b>	27.2100-0621.3	<b>05-0164</b>
24.3219-1118.3	<b>04-0415</b>	24.3220-0506.3	<b>04-0212</b>	24.3220-1723.3	<b>04-0868</b>	24.3222-1717.3	<b>04-0666</b>	27.2100-0702.3	<b>05-0183</b>
24.3219-1119.3	<b>04-0371</b>	24.3220-0901.3	<b>04-0151</b>	24.3220-1724.3	<b>04-0914</b>	24.3222-1718.3	<b>04-0595</b>	27.2100-0703.3	<b>05-0186</b>
24.3219-1121.3	<b>04-0209</b>	24.3220-0902.3	<b>04-0583</b>	24.3220-1725.3	<b>04-0803</b>	24.3222-1719.3	<b>04-0685</b>	27.2100-0709.3	<b>05-0118</b>
24.3219-1122.3	<b>04-0210</b>	24.3220-0903.3	<b>04-0310</b>	24.3220-1726.3	<b>04-0802</b>	24.3222-1720.3	<b>04-0686</b>	27.2100-0710.3	<b>05-0187</b>
24.3219-1401.3	<b>04-0029</b>	24.3220-0905.3	<b>04-0160</b>	24.3220-1727.3	<b>04-0872</b>	24.3222-1721.3	<b>04-0787</b>	27.2100-0722.3	<b>05-0178</b>
24.3219-1601.3	<b>04-0347</b>	24.3220-0906.3	<b>04-0345</b>	24.3220-1728.3	<b>04-0933</b>	24.3222-1722.3	<b>04-0788</b>	27.2100-0725.3	<b>05-0184</b>
24.3219-1602.3	<b>04-0348</b>	24.3220-0907.3	<b>04-0346</b>	24.3220-1729.3	<b>04-0624</b>	24.3222-1723.3	<b>04-0742</b>	27.2100-0729.3	<b>05-0188</b>
24.3219-1603.3	<b>04-0429</b>	24.3220-0909.3	<b>04-0594</b>	24.3220-1730.3	<b>04-0625</b>	24.3222-1724.3	<b>04-0812</b>	27.2100-0730.3	<b>05-0181</b>
24.3219-1604.3	<b>04-0430</b>	24.3220-0910.3	<b>04-0661</b>	24.3220-1731.3	<b>04-0848</b>	24.3222-1725.3	<b>04-0934</b>	27.2100-0732.3	<b>05-0184</b>
24.3219-1605.3	<b>04-0343</b>	24.3220-0910.3	<b>04-0609</b>	24.3220-1731.3	<b>04-0847</b>	24.3223-0201.3	<b>04-0205</b>	27.2100-0733.3	<b>05-0180</b>
24.3219-1606.3	<b>04-0344</b>	24.3220-1101.3	<b>04-0053</b>	24.3220-1732.3	<b>04-0875</b>	24.3223-0801.3	<b>04-0005</b>	27.2100-0735.3	<b>05-0181</b>
24.3219-1607.3	<b>04-0371</b>	24.3220-1102.3	<b>04-0065</b>	24.3220-1733.3	<b>04-0911</b>	24.3223-0802.3	<b>04-0050</b>	27.2100-0738.3	<b>05-0189</b>
24.3219-1608.3	<b>04-0415</b>	24.3220-1103.3	<b>04-0184</b>	24.3220-1734.3	<b>04-0910</b>	24.3223-1101.3	<b>04-0220</b>	27.2100-0743.3	<b>05-0230</b>
24.3219-1609.3	<b>04-0567</b>	24.3220-1104.3	<b>04-0151</b>	24.3222-0201.3	<b>04-0204</b>	24.3223-1102.3	<b>04-0219</b>	27.2100-0744.3	<b>05-0229</b>
24.3219-1610.3	<b>04-0568</b>	24.3220-1105.3	<b>04-0169</b>	24.3222-0203.3	<b>04-0203</b>	24.3223-1103.3	<b>04-0056</b>	27.2100-0802.3	<b>05-0073</b>
24.3219-1611.3	<b>04-0649</b>	24.3220-1106.3	<b>04-0420</b>	24.3222-0801.3	<b>04-0001</b>	24.3223-1104.3	<b>04-0057</b>	27.2100-0804.3	<b>05-0075</b>
24.3219-1704.3	<b>04-0642</b>	24.3220-1107.3	<b>04-0442</b>	24.3222-0802.3	<b>04-0009</b>	24.3223-1105.3	<b>04-0140</b>	27.2100-0808.3	<b>05-0155</b>
24.3219-1705.3	<b>04-0286</b>	24.3220-1108.3	<b>04-0602</b>	24.3222-0803.3	<b>04-0003</b>	24.3223-1106.3	<b>04-0361</b>	27.2100-0811.3	<b>05-0191</b>
24.3219-1706.3	<b>04-0266</b>	24.3220-1109.3	<b>04-0302</b>	24.3222-0804.3	<b>04-0084</b>	24.3223-1601.3	<b>04-0603</b>	27.2100-0824.3	<b>05-0061</b>
24.3219-1707.3	<b>04-0558</b>	24.3220-1110.3	<b>04-0157</b>	24.3222-0805.3	<b>04-0181</b>	24.3223-1701.3	<b>04-0142</b>	27.2100-0826.3	<b>05-0198</b>
24.3219-1708.3	<b>04-0559</b>	24.3220-1111.3	<b>04-0605</b>	24.3222-0830.3	<b>04-0168</b>	24.3223-1702.3	<b>04-0143</b>	27.2100-1002.3	<b>05-0094</b>
24.3219-1709.3	<b>04-0462</b>	24.3220-1112.3	<b>04-0115</b>	24.3222-0905.3	<b>04-0285</b>	24.3223-1703.3	<b>04-0144</b>	27.2100-1024.3	<b>05-0194</b>
24.3219-1710.3	<b>04-0461</b>	24.3220-1113.3	<b>04-0427</b>	24.3222-0906.3	<b>04-0285</b>	24.3223-1704.3	<b>04-0145</b>	27.2100-1026.3	<b>05-0141</b>
24.3219-1711.3	<b>04-0268</b>	24.3220-1114.3	<b>04-0428</b>	24.3222-0913.3	<b>04-0653</b>	24.3223-1705.3	<b>04-0103</b>	27.2100-1031.3	<b>05-0200</b>
24.3219-1712.3	<b>04-0267</b>	24.3220-1115.3	<b>04-0596</b>	24.3222-1101.3	<b>04-0054</b>	24.3223-1706.3	<b>04-0963</b>	27.2100-1033.3	<b>05-0201</b>
24.3219-1713.3	<b>04-0139</b>	24.3220-1116.3	<b>04-0612</b>	24.3222-1102.3	<b>04-0141</b>	24.3223-1707.3	<b>04-0814</b>	27.2	

Ad. OE	METELLI ref.	Ad. OE	METELLI ref.	Ad. OE	METELLI ref.	Ad. OE	METELLI ref.	Ad. OE	METELLI ref.
<b>ATE</b>		27.3200-1055.3	<b>04-0585</b>	131383B	<b>05-0080</b>	132026B	<b>05-0115</b>	132273B	<b>05-0159</b>
		27.3200-1056.3	<b>04-0587</b>	131386B	<b>05-0069</b>	132038B	<b>05-0028</b>	132277B	<b>05-0048</b>
		27.3200-1057.3	<b>04-0588</b>	131387B	<b>05-0094</b>	132038B	<b>05-0024</b>	132278B	<b>05-0177</b>
27.3200-0316.3	<b>04-0370</b>	27.3200-1058.3	<b>04-0438</b>	131422B	<b>05-0071</b>	132044B	<b>05-0162</b>	132281B	<b>05-0538</b>
27.3200-0319.3	<b>04-0438</b>	27.3200-1059.3	<b>04-0437</b>	131424B	<b>05-0036</b>	132063B	<b>05-0127</b>	132287B	<b>05-0137</b>
27.3200-0320.3	<b>04-0437</b>	27.3200-1060.3	<b>04-0589</b>	131446B	<b>05-0084</b>	132071B	<b>05-0128</b>	132344B	<b>05-0174</b>
27.3200-0327.3	<b>04-0648</b>	27.3200-1061.3	<b>04-0590</b>	131459B	<b>05-0070</b>	132077B	<b>05-0129</b>	132346B	<b>05-0135</b>
27.3200-0502.3	<b>04-0161</b>	27.3200-1062.3	<b>04-0577</b>	131463B	<b>05-0072</b>	132078B	<b>05-0234</b>	132351B	<b>05-0113</b>
27.3200-0602.3	<b>04-0356</b>	27.3200-1063.3	<b>04-0578</b>	131473B	<b>05-0203</b>	132084B	<b>05-0217</b>	132377B	<b>05-0401</b>
27.3200-0605.3	<b>04-0426</b>	27.3200-1064.3	<b>04-0438</b>	131474B	<b>05-0194</b>	132086B	<b>05-0091</b>	132382B	<b>05-0138</b>
27.3200-0606.3	<b>04-0231</b>	27.3200-1065.3	<b>04-0437</b>	131476B	<b>05-0136</b>	132087B	<b>05-0208</b>	132383B	<b>05-0047</b>
27.3200-0606.3	<b>04-0083</b>	27.3200-1066.3	<b>04-0591</b>	131477B	<b>05-0077</b>	132089B	<b>05-0091</b>	132385B	<b>05-0254</b>
27.3200-0607.3	<b>04-0302</b>	27.3200-1067.3	<b>04-0592</b>	131478B	<b>05-0160</b>	132091B	<b>05-0239</b>	132387B	<b>05-0156</b>
27.3200-0608.3	<b>04-0230</b>	27.3200-1073.3	<b>04-0599</b>	131491B	<b>05-0097</b>	132093B	<b>05-0236</b>	132397B	<b>05-0246</b>
27.3200-0611.3	<b>04-0350</b>	27.3200-1074.3	<b>04-0600</b>	131497B	<b>05-0098</b>	132094B	<b>05-0241</b>	132401B	<b>05-0115</b>
27.3200-0612.3	<b>04-0351</b>	27.3200-1075.3	<b>04-0577</b>	131510B	<b>05-0167</b>	132096B	<b>05-0238</b>	132402B	<b>05-0116</b>
27.3200-0613.3	<b>04-0352</b>	27.3200-1076.3	<b>04-0578</b>	131511B	<b>05-0168</b>	132098B	<b>05-0179</b>	132406B	<b>05-0123</b>
27.3200-0702.3	<b>04-0186</b>	27.3200-1080.3	<b>04-0674</b>	131512B	<b>05-0169</b>	132101B	<b>05-0117</b>	132406B	<b>05-0122</b>
27.3200-0703.3	<b>04-0297</b>	27.3200-9903.3	<b>04-0326</b>	131518B	<b>05-0081</b>	132102B	<b>05-0118</b>	132407B	<b>05-0262</b>
27.3200-0706.3	<b>04-0296</b>	27.3217-0902.3	<b>04-0071</b>	131519B	<b>05-0038</b>	132104B	<b>05-0178</b>	132408B	<b>05-0121</b>
27.3200-0801.3	<b>04-0583</b>	320116	<b>09-0008</b>	131519B	<b>05-0360</b>	132105B	<b>05-0188</b>	132416B	<b>05-0146</b>
27.3200-0802.3	<b>04-0365</b>	320117	<b>09-0006</b>	131521B	<b>05-0131</b>	132106B	<b>05-0187</b>	132416B	<b>05-0232</b>
27.3200-0803.3	<b>04-0364</b>	320129	<b>09-0011</b>	131523B	<b>05-0073</b>	132109B	<b>05-0186</b>	132417B	<b>05-0206</b>
27.3200-0804.3	<b>04-0319</b>	320158	<b>09-0012</b>	131525B	<b>05-0074</b>	132110B	<b>05-0183</b>	132417B	<b>05-0233</b>
27.3200-0805.3	<b>04-0320</b>	320160	<b>09-0013</b>	131526B	<b>05-0085</b>	132112B	<b>05-0184</b>	132418B	<b>05-0252</b>
27.3200-0807.3	<b>04-0170</b>	410321	<b>04-0796</b>	131527B	<b>05-0078</b>	132120B	<b>05-0184</b>	132426B	<b>05-0387</b>
27.3200-0810.3	<b>04-0343</b>			131541B	<b>05-0075</b>	132122B	<b>05-0181</b>	132429B	<b>05-0277</b>
27.3200-0811.3	<b>04-0344</b>			131542B	<b>05-0155</b>	132123B	<b>05-0180</b>	132432B	<b>05-0308</b>
27.3200-0812.3	<b>04-0345</b>	<b>BENDIX</b>		131580B	<b>05-0076</b>	132124B	<b>05-0189</b>	132433B	<b>05-0299</b>
27.3200-0813.3	<b>04-0346</b>			131595B	<b>05-0192</b>	132125B	<b>05-0190</b>	132434B	<b>05-0219</b>
27.3200-0814.3	<b>04-0347</b>			131600B	<b>05-0095</b>	132128B	<b>05-0229</b>	132439B	<b>05-0414</b>
27.3200-0814.3	<b>04-0364</b>	111260B	<b>05-0148</b>	131607B	<b>05-0126</b>	132132B	<b>05-0230</b>	132442B	<b>05-0298</b>
27.3200-0815.3	<b>04-0348</b>	111361B	<b>05-0034</b>	131626B	<b>05-0175</b>	132133B	<b>05-0306</b>	132448B	<b>05-0228</b>
27.3200-0816.3	<b>04-0415</b>	111438B	<b>05-0037</b>	131629B	<b>05-0099</b>	132134B	<b>05-0307</b>	132450B	<b>05-0355</b>
27.3200-0817.3	<b>04-0160</b>	111455B	<b>05-0035</b>	131630B	<b>05-0134</b>	132135B	<b>05-0224</b>	132453B	<b>05-0348</b>
27.3200-0818.3	<b>04-0181</b>	121136B	<b>55-0024</b>	131643B	<b>05-0201</b>	132143B	<b>05-0130</b>	132455B	<b>05-0227</b>
27.3200-0824.3	<b>04-0158</b>	122000B	<b>55-0004</b>	131647B	<b>05-0087</b>	132167B	<b>05-0001</b>	132457B	<b>05-0302</b>
27.3200-0825.3	<b>04-0159</b>	122008B	<b>55-0012</b>	131664B	<b>05-0191</b>	132168B	<b>05-0010</b>	132462B	<b>05-0377</b>
27.3200-0827.3	<b>04-0176</b>	122012B	<b>55-0016</b>	131665B	<b>05-0251</b>	132169B	<b>05-0002</b>	132473B	<b>05-0112</b>
27.3200-0830.3	<b>04-0168</b>	122013B	<b>55-0025</b>	131678B	<b>05-0173</b>	132172B	<b>05-0003</b>	132483B	<b>05-0242</b>
27.3200-0833.3	<b>04-0362</b>	122015B	<b>55-0013</b>	131684B	<b>05-0141</b>	132184B	<b>05-0008</b>	132505B	<b>05-0402</b>
27.3200-0834.3	<b>04-0363</b>	122016B	<b>55-0015</b>	131690B	<b>05-0163</b>	132184B	<b>05-0063</b>	132508B	<b>05-0247</b>
27.3200-0835.3	<b>04-0345</b>	122021B	<b>55-0020</b>	131690B	<b>05-0096</b>	132185B	<b>05-0018</b>	132514B	<b>05-0266</b>
27.3200-0836.3	<b>04-0346</b>	122022B	<b>55-0022</b>	131703B	<b>05-0170</b>	132188B	<b>05-0053</b>	132515B	<b>05-0356</b>
27.3200-0839.3	<b>04-0480</b>	122023B	<b>05-0015</b>	131704B	<b>05-0171</b>	132191B	<b>05-0016</b>	132517B	<b>05-0361</b>
27.3200-0840.3	<b>04-0481</b>	122024B	<b>55-0014</b>	131705B	<b>05-0172</b>	132200B	<b>05-0006</b>	132518B	<b>05-0314</b>
27.3200-0842.3	<b>04-0567</b>	122024B	<b>55-0010</b>	131708B	<b>05-0042</b>	132216B	<b>05-0066</b>	132519B	<b>05-0245</b>
27.3200-0843.3	<b>04-0568</b>	122035B	<b>55-0038</b>	131708B	<b>05-0043</b>	132217B	<b>05-0028</b>	132521B	<b>05-0357</b>
27.3200-0844.3	<b>04-0429</b>	122036B	<b>55-0023</b>	131708B	<b>05-0204</b>	132218B	<b>05-0019</b>	132522B	<b>05-0358</b>
27.3200-0845.3	<b>04-0430</b>	122054B	<b>55-0033</b>	131709B	<b>05-0040</b>	132220B	<b>05-0025</b>	132523B	<b>05-0280</b>
27.3200-0846.3	<b>04-0579</b>	122063B	<b>55-0029</b>	131709B	<b>05-0042</b>	132221B	<b>05-0028</b>	132526B	<b>05-0223</b>
27.3200-0852.3	<b>04-0635</b>	122072B	<b>55-0042</b>	131709B	<b>05-0041</b>	132222B	<b>05-0028</b>	132527B	<b>05-0583</b>
27.3200-0853.3	<b>04-0634</b>	122073B	<b>55-0028</b>	131768B	<b>05-0193</b>	132223B	<b>05-0024</b>	132530B	<b>05-0486</b>
27.3200-0854.3	<b>04-0636</b>	122074B	<b>55-0027</b>	131768B	<b>05-0258</b>	132224B	<b>05-0024</b>	132531B	<b>05-0635</b>
27.3200-0855.3	<b>04-0651</b>	122081B	<b>55-0082</b>	131773B	<b>05-0143</b>	132225B	<b>05-0023</b>	132535B	<b>05-0255</b>
27.3200-1007.3	<b>04-0148</b>	122095B	<b>55-0056</b>	131781B	<b>05-0125</b>	132229B	<b>05-0062</b>	132536B	<b>05-0309</b>
27.3200-1008.3	<b>04-0149</b>	122100B	<b>55-0058</b>	131821B	<b>05-0200</b>	132230B	<b>05-0014</b>	132537B	<b>05-0310</b>
27.3200-1014.3	<b>04-0360</b>	122101B	<b>55-0050</b>	131822B	<b>05-0061</b>	132232B	<b>05-0014</b>	132538B	<b>05-0415</b>
27.3200-1016.3	<b>04-0361</b>	122104B	<b>55-0052</b>	131823B	<b>05-0039</b>	132235B	<b>05-0065</b>	132541B	<b>05-0381</b>
27.3200-1017.3	<b>04-0285</b>	122106B	<b>55-0060</b>	131823B	<b>05-0059</b>	132236B	<b>05-0158</b>	132611B	<b>05-0202</b>
27.3200-1021.3	<b>04-0249</b>	122109B	<b>55-0078</b>	131849B	<b>05-0164</b>	132237B	<b>05-0029</b>	132701B	<b>05-0090</b>
27.3200-1027.3	<b>04-0358</b>	122110B	<b>55-0032</b>	131854B	<b>05-0165</b>	132238B	<b>05-0022</b>	132703B	<b>05-0063</b>
27.3200-1028.3	<b>04-0359</b>	122112B	<b>55-0051</b>	131858B	<b>05-0196</b>	132239B	<b>05-0067</b>	132709B	<b>05-0197</b>
27.3200-1029.3	<b>04-0418</b>	122113B	<b>55-0070</b>	131878B	<b>05-0220</b>	132240B	<b>05-0044</b>	132712B	<b>05-0489</b>
27.3200-1030.3	<b>04-0419</b>	122114B	<b>55-0049</b>	131882B	<b>05-0199</b>	132242B	<b>05-0009</b>	132722B	<b>05-0046</b>
27.3200-1035.3	<b>04-0431</b>	122116B	<b>55-0083</b>	131892B	<b>05-0166</b>	132244B	<b>05-0064</b>	132728B	<b>05-0120</b>
27.3200-1036.3	<b>04-0432</b>	122117B	<b>55-0084</b>	131912B	<b>05-0243</b>	132248B	<b>05-0004</b>	132743B	<b>05-0145</b>
27.3200-1037.3	<b>04-0586</b>	122118B	<b>55-0054</b>	131915B	<b>05-0222</b>	132249B	<b>05-0020</b>	132746B	<b>05-0261</b>
27.3200-1044.3	<b>04-0437</b>	122119B	<b>55-0072</b>	131920B	<b>05-0198</b>	132251B	<b>05-0021</b>	132749B	<b>05-0352</b>
27.3200-1045.3	<b>04-0438</b>	122121B	<b>55-0053</b>	131955B	<b>05-0149</b>	132252B	<b>05-0021</b>	132754B	<b>05-0389</b>
27.3200-1046.3	<b>04-0431</b>	122126B	<b>55-0057</b>	131968B	<b>05-0142</b>	132253B	<b>05-0005</b>	132761B	<b>05-0264</b>
27.3200-1047.3	<b>04-0432</b>	122127B	<b>55-0080</b>	131968B	<b>05-0207</b>	132254B	<b>05-0147</b>	132765B	<b>05-0079</b>
27.3200-1048.3	<b>04-0596</b>	122128B	<b>55-0048</b>	131983B	<b>05-0270</b>	132255B	<b>05-0216</b>	132772B	<b>05-0138</b>
27.3200-1049.3	<b>04-0478</b>	122129B	<b>55-0059</b>	131987B	<b>05-0225</b>	132256B	<b>05-0208</b>	132776B	<b>05-0176</b>
27.3200-1050.3	<b>04-0479</b>	122130B	<b>55-0091</b>						

Ad. OE	METELLI ref.	Ad. OE	METELLI ref.	Ad. OE	METELLI ref.	Ad. OE	METELLI ref.	Ad. OE	METELLI ref.
<b>BENDIX</b>		133059B	<b>05-0297</b>	211747B	<b>04-0086</b>	212011B	<b>04-0198</b>	212155B	<b>04-0282</b>
		133060B	<b>05-0385</b>	211748B	<b>04-0354</b>	212011B	<b>04-0189</b>	212157B	<b>04-0349</b>
		133061B	<b>05-0412</b>	211748B	<b>04-0831</b>	212012B	<b>04-0579</b>	212158B	<b>04-0560</b>
132823B	<b>05-0088</b>	133063B	<b>05-0493</b>	211749B	<b>04-0115</b>	212019B	<b>04-0321</b>	212162B	<b>04-0463</b>
132858B	<b>05-0205</b>	133064B	<b>05-0404</b>	211750B	<b>04-0085</b>	212024B	<b>04-0644</b>	212166B	<b>04-0394</b>
132866B	<b>05-0259</b>	133065B	<b>05-0490</b>	211751B	<b>04-0141</b>	212025B	<b>04-0647</b>	212167B	<b>04-0395</b>
132867B	<b>05-0247</b>	133066B	<b>05-0708</b>	211752B	<b>04-0169</b>	212030B	<b>04-0186</b>	212168B	<b>04-0684</b>
132871B	<b>05-0092</b>	133068B	<b>05-0522</b>	211753B	<b>04-0140</b>	212031B	<b>04-0261</b>	212169B	<b>04-0299</b>
132873B	<b>05-0154</b>	133071B	<b>05-0651</b>	211754B	<b>04-0174</b>	212032B	<b>04-0258</b>	212170B	<b>04-0300</b>
132880B	<b>05-0130</b>	133087B	<b>05-0633</b>	211755B	<b>04-0173</b>	212033B	<b>04-0259</b>	212171B	<b>04-0298</b>
132882B	<b>05-0275</b>	133089B	<b>05-0666</b>	211756B	<b>04-0360</b>	212034B	<b>04-0073</b>	212172B	<b>04-0301</b>
132885B	<b>05-0240</b>	133092B	<b>05-0567</b>	211762B	<b>04-0160</b>	212035B	<b>04-0072</b>	212173B	<b>04-0443</b>
132887B	<b>05-0237</b>	133093B	<b>05-0334</b>	211765B	<b>04-0170</b>	212036B	<b>04-0084</b>	212181B	<b>04-0615</b>
132889B	<b>05-0208</b>	133098B	<b>05-0551</b>	211767B	<b>04-0587</b>	212037B	<b>04-0161</b>	212184B	<b>04-0314</b>
132891B	<b>05-0275</b>	133100B	<b>05-0488</b>	211768B	<b>04-0588</b>	212038B	<b>04-0181</b>	212185B	<b>04-0315</b>
132892B	<b>05-0268</b>	133101B	<b>05-0458</b>	211771B	<b>04-0168</b>	212039B	<b>04-0009</b>	212186B	<b>04-0249</b>
132895B	<b>05-0362</b>	133102B	<b>05-0344</b>	211772B	<b>04-0082</b>	212040B	<b>04-0156</b>	212187B	<b>04-0296</b>
132950B	<b>05-0260</b>	133103B	<b>05-0479</b>	211773B	<b>04-0158</b>	212041B	<b>04-0050</b>	212188B	<b>04-0415</b>
132952B	<b>05-0368</b>	133104B	<b>05-0644</b>	211774B	<b>04-0159</b>	212042B	<b>04-0183</b>	212189B	<b>04-0364</b>
132953B	<b>05-0491</b>	133108B	<b>05-0597</b>	211775B	<b>04-0317</b>	212043B	<b>04-0066</b>	212191B	<b>04-0416</b>
132954B	<b>05-0319</b>	133109B	<b>05-0409</b>	211776B	<b>04-0316</b>	212044B	<b>04-0254</b>	212192B	<b>04-0675</b>
132955B	<b>05-0416</b>	133110B	<b>05-0513</b>	211778B	<b>04-0219</b>	212045B	<b>04-0252</b>	212193B	<b>04-0358</b>
132958B	<b>05-0363</b>	133111B	<b>05-0438</b>	211779B	<b>04-0220</b>	212046B	<b>04-0253</b>	212194B	<b>04-0359</b>
132961B	<b>05-0365</b>	133112B	<b>05-0471</b>	211783B	<b>04-0083</b>	212055B	<b>04-0260</b>	212201B	<b>04-0594</b>
132966B	<b>05-0326</b>	133113B	<b>05-0560</b>	211784B	<b>04-0068</b>	212059B	<b>04-0028</b>	212202B	<b>04-0297</b>
132967B	<b>05-0323</b>	133118B	<b>05-0640</b>	211789B	<b>04-0157</b>	212060B	<b>04-0027</b>	212206B	<b>04-0102</b>
132968B	<b>05-0325</b>	133119B	<b>05-0312</b>	211792B	<b>04-0137</b>	212061B	<b>04-0043</b>	212206B	<b>04-0748</b>
132969B	<b>05-0411</b>	133121B	<b>05-0498</b>	211793B	<b>04-0182</b>	212062B	<b>04-0029</b>	212208B	<b>04-0115</b>
132974B	<b>05-0386</b>	133122B	<b>05-0497</b>	211796B	<b>04-0054</b>	212063B	<b>04-0116</b>	212209B	<b>04-0354</b>
132977B	<b>05-0359</b>	133126B	<b>05-0388</b>	211797B	<b>04-0583</b>	212064B	<b>04-0060</b>	212210B	<b>04-0326</b>
132979B	<b>05-0240</b>	133127B	<b>05-0420</b>	211815B	<b>04-0426</b>	212065B	<b>04-0278</b>	212211B	<b>04-0427</b>
132980B	<b>05-0441</b>	133128B	<b>05-0419</b>	211816B	<b>04-0434</b>	212067B	<b>04-0045</b>	212212B	<b>04-0428</b>
132981B	<b>05-0311</b>	133129B	<b>05-0413</b>	211820B	<b>04-0099</b>	212068B	<b>04-0061</b>	212212B	<b>04-0128</b>
132982B	<b>05-0398</b>	133130B	<b>05-0390</b>	211821B	<b>04-0057</b>	212069B	<b>04-0044</b>	212213B	<b>04-0250</b>
132983B	<b>05-0604</b>	133131B	<b>05-0418</b>	211822B	<b>04-0056</b>	212070B	<b>04-0457</b>	212214B	<b>04-0613</b>
132984B	<b>05-0372</b>	133132B	<b>05-0391</b>	211828B	<b>04-0178</b>	212071B	<b>04-0055</b>	212215B	<b>04-0076</b>
132989B	<b>05-0161</b>	133133B	<b>05-0196</b>	211829B	<b>04-0177</b>	212072B	<b>04-0067</b>	212216B	<b>04-0663</b>
132990B	<b>05-0217</b>	133136B	<b>05-0492</b>	211831B	<b>04-0231</b>	212073B	<b>04-0037</b>	212217B	<b>04-0364</b>
132991B	<b>05-0289</b>	133137B	<b>05-0610</b>	211832B	<b>04-0230</b>	212074B	<b>04-0034</b>	212218B	<b>04-0304</b>
132992B	<b>05-0290</b>	211061B	<b>04-0809</b>	211833B	<b>04-0586</b>	212075B	<b>04-0036</b>	212219B	<b>04-0305</b>
132995B	<b>05-0293</b>	211061B	<b>04-0810</b>	211839B	<b>04-0370</b>	212077B	<b>04-0038</b>	212220B	<b>04-0462</b>
132995B	<b>05-0294</b>	211076B	<b>04-0048</b>	211842B	<b>04-0155</b>	212078B	<b>04-0110</b>	212221B	<b>04-0461</b>
132998B	<b>05-0561</b>	211322B	<b>04-0138</b>	211844B	<b>04-0255</b>	212079B	<b>04-0685</b>	212222B	<b>04-0604</b>
132999B	<b>05-0382</b>	211454B	<b>04-0320</b>	211848B	<b>04-0365</b>	212080B	<b>04-0686</b>	212223B	<b>04-0605</b>
133004B	<b>05-0624</b>	211455B	<b>04-0319</b>	211850B	<b>04-0302</b>	212087B	<b>04-0256</b>	212224B	<b>04-0606</b>
133006B	<b>05-0641</b>	211504B	<b>04-0144</b>	211857B	<b>04-0558</b>	212088B	<b>04-0244</b>	212228B	<b>04-0603</b>
133007B	<b>05-0642</b>	211505B	<b>04-0145</b>	211858B	<b>04-0559</b>	212089B	<b>04-0243</b>	212229B	<b>04-0327</b>
133014B	<b>05-0293</b>	211520B	<b>04-0582</b>	211877B	<b>04-0371</b>	212090B	<b>04-0245</b>	212230B	<b>04-0328</b>
133016B	<b>05-0504</b>	211583B	<b>04-0148</b>	211897B	<b>04-0599</b>	212091B	<b>04-0565</b>	212231B	<b>04-0330</b>
133017B	<b>05-0336</b>	211584B	<b>04-0149</b>	211898B	<b>04-0600</b>	212092B	<b>04-0566</b>	212232B	<b>04-0332</b>
133018B	<b>05-0301</b>	211591B	<b>04-0081</b>	211899B	<b>04-0584</b>	212093B	<b>04-0242</b>	212233B	<b>04-0334</b>
133019B	<b>05-0300</b>	211598B	<b>04-0142</b>	211900B	<b>04-0585</b>	212094B	<b>04-0241</b>	212234B	<b>04-0329</b>
133020B	<b>05-0278</b>	211599B	<b>04-0143</b>	211903B	<b>04-0175</b>	212097B	<b>04-0111</b>	212235B	<b>04-0331</b>
133021B	<b>05-0353</b>	211627B	<b>04-0146</b>	211904B	<b>04-0176</b>	212098B	<b>04-0112</b>	212236B	<b>04-0333</b>
133022B	<b>05-0354</b>	211628B	<b>04-0147</b>	211905B	<b>04-0398</b>	212099B	<b>04-0129</b>	212244B	<b>04-0607</b>
133025B	<b>05-0379</b>	211629B	<b>04-0088</b>	211906B	<b>04-0399</b>	212100B	<b>04-0130</b>	212247B	<b>04-0642</b>
133026B	<b>05-0380</b>	211630B	<b>04-0053</b>	211907B	<b>04-0418</b>	212102B	<b>04-0167</b>	212254B	<b>04-0595</b>
133027B	<b>05-0327</b>	211639B	<b>04-0033</b>	211908B	<b>04-0419</b>	212103B	<b>04-0223</b>	212257B	<b>04-0425</b>
133028B	<b>05-0295</b>	211664B	<b>04-0180</b>	211927B	<b>04-0444</b>	212104B	<b>04-0225</b>	212263B	<b>04-0279</b>
133029B	<b>05-0517</b>	211666B	<b>04-0042</b>	211961B	<b>04-0602</b>	212105B	<b>04-0224</b>	212263B	<b>04-0078</b>
133030B	<b>05-0622</b>	211668B	<b>04-0317</b>	211962B	<b>04-0612</b>	212106B	<b>04-0561</b>	212264B	<b>04-0007</b>
133035B	<b>05-0709</b>	211669B	<b>04-0041</b>	211967B	<b>04-0596</b>	212107B	<b>04-0562</b>	212265B	<b>04-0008</b>
133036B	<b>05-0478</b>	211670B	<b>04-0040</b>	211980B	<b>04-0350</b>	212113B	<b>04-0308</b>	212288B	<b>04-0012</b>
133038B	<b>05-0446</b>	211672B	<b>04-0152</b>	211981B	<b>04-0683</b>	212118B	<b>04-0131</b>	212289B	<b>04-0024</b>
133039B	<b>05-0481</b>	211685B	<b>04-0285</b>	211983B	<b>04-0351</b>	212119B	<b>04-0077</b>	212294B	<b>04-0601</b>
133040B	<b>05-0383</b>	211691B	<b>04-0071</b>	211988B	<b>04-0361</b>	212124B	<b>04-0240</b>	212297B	<b>04-0156</b>
133041B	<b>05-0422</b>	211692B	<b>04-0139</b>	211990B	<b>04-0352</b>	212129B	<b>04-0190</b>	212298B	<b>04-0442</b>
133042B	<b>05-0423</b>	211694B	<b>04-0070</b>	212000B	<b>04-0661</b>	212134B	<b>04-0114</b>	212299B	<b>04-0649</b>
133043B	<b>05-0437</b>	211700B	<b>04-0151</b>	212001B	<b>04-0609</b>	212138B	<b>04-0065</b>	212303B	<b>04-0651</b>
133044B	<b>05-0514</b>	211707B	<b>04-0150</b>	212002B	<b>04-0601</b>	212139B	<b>04-0184</b>	212304B	<b>04-0477</b>
133045B	<b>05-0336</b>	211740B	<b>04-0171</b>	212003B	<b>04-0187</b>	212140B	<b>04-0003</b>	212305B	<b>04-0476</b>
133049B	<b>05-0221</b>	211741B	<b>04-0172</b>	212004B	<b>04-0188</b>	212141B	<b>04-0001</b>	212306B	<b>04-0655</b>
133050B	<b>05-0279</b>	211742B	<b>04-0046</b>	212005B	<b>04-0202</b>	212142B	<b>04-0002</b>	212307B	<b>04-0654</b>
133051B	<b>05-0448</b>	211743B	<b>04-0058</b>	212006B	<b>04-0201</b>	212143B	<b>04-0005</b>	212308B	<b>04-0674</b>
133053B	<b>05-0436</b>	211744B	<b>04-0075</b>	212007B	<b>04-0356</b>	212144B	<b>04-0006</b>	212309B	<b>04-0645</b>
133054B	<b>05-0342</b>	211744B	<b>04-0185</b>	212008B	<b>04-0226</b>	212145B	<b>04-0010</b>	212310B	<b>04-0608</b>
133056B	<b>05-0397</b>	211746B	<b>04-0049</b>	212009B	<b>04-0310</b>	212146B	<b>04-0433</b>	212318B	<b>04-0634</b>
133058B	<b>05-0296</b>	211746B	<b>04-0806</b>	212010B	<b>04-0109</b>	212153B	<b>04-0016</b>	2123	

Ad. OE	METELLI ref.	Ad. OE	METELLI ref.	Ad. OE	METELLI ref.	Ad. OE	METELLI ref.	Ad. OE	METELLI ref.
<b>BENDIX</b>		214076B	<b>04-0322</b>	214430B	<b>04-0681</b>	214586B	<b>04-0909</b>	312016B	<b>09-0004</b>
		214077B	<b>04-0380</b>	214431B	<b>04-0682</b>	214587B	<b>04-0777</b>	312019B	<b>09-0012</b>
		214078B	<b>04-0489</b>	214432B	<b>04-0269</b>	214590B	<b>04-0930</b>	312239B	<b>09-0008</b>
212320B	<b>04-0636</b>	214079B	<b>04-0490</b>	214433B	<b>04-0270</b>	214591B	<b>04-0794</b>	321010B	<b>09-0005</b>
212321B	<b>04-0764</b>	214080B	<b>04-0486</b>	214434B	<b>04-0267</b>	214592B	<b>04-0778</b>	511503B	<b>54-0019</b>
212322B	<b>04-0648</b>	214081B	<b>04-0487</b>	214435B	<b>04-0268</b>	214597B	<b>04-0905</b>	511506B	<b>54-0020</b>
212323B	<b>04-0597</b>	214085B	<b>04-0294</b>	214436B	<b>04-0886</b>	217002B	<b>04-0580</b>	511509B	<b>54-0021</b>
212324B	<b>04-0598</b>	214086B	<b>04-0450</b>	214439B	<b>04-0375</b>	221504B	<b>04-0617</b>	511518B	<b>54-0022</b>
212326B	<b>04-0679</b>	214087B	<b>04-0451</b>	214454B	<b>04-0377</b>	221505B	<b>04-0616</b>	512002B	<b>54-0008</b>
212327B	<b>04-0747</b>	214088B	<b>04-0199</b>	214455B	<b>04-0376</b>	221506B	<b>04-0618</b>	512003B	<b>54-0009</b>
212328B	<b>04-0759</b>	214089B	<b>04-0090</b>	214456B	<b>04-0378</b>	251000B	<b>04-0345</b>	512012B	<b>54-0039</b>
212329B	<b>04-0758</b>	214091B	<b>04-0091</b>	214459B	<b>04-0389</b>	251001B	<b>04-0346</b>	512014B	<b>54-0003</b>
212330B	<b>04-0500</b>	214092B	<b>04-0210</b>	214466B	<b>04-0931</b>	251002B	<b>04-0343</b>	512015B	<b>54-0005</b>
212331B	<b>04-0667</b>	214097B	<b>04-0095</b>	214467B	<b>04-0769</b>	251003B	<b>04-0344</b>	512016B	<b>54-0010G</b>
212332B	<b>04-0666</b>	214098B	<b>04-0133</b>	214476B	<b>04-0474</b>	251004B	<b>04-0429</b>	512020B	<b>54-0013</b>
212333B	<b>04-0650</b>	214103B	<b>04-0217</b>	214477B	<b>04-0475</b>	251005B	<b>04-0430</b>	512023B	<b>54-0018</b>
212334B	<b>04-0707</b>	214104B	<b>04-0216</b>	214478B	<b>04-0381</b>	251006B	<b>04-0347</b>	512024B	<b>54-0016</b>
212335B	<b>04-0708</b>	214107B	<b>04-0464</b>	214479B	<b>04-0382</b>	251007B	<b>04-0348</b>	512043B	<b>54-0027</b>
212336B	<b>04-0680</b>	214109B	<b>04-0210</b>	214480B	<b>04-0382</b>	251008B	<b>04-0362</b>	512051B	<b>54-0017</b>
212337B	<b>04-0612</b>	214110B	<b>04-0209</b>	214481B	<b>04-0381</b>	251009B	<b>04-0363</b>	512061B	<b>54-0023</b>
212338B	<b>04-0660</b>	214115B	<b>04-0209</b>	214483B	<b>04-0482</b>	251010B	<b>04-0431</b>	512064B	<b>54-0024</b>
212339B	<b>04-0814</b>	214124B	<b>04-0372</b>	214485B	<b>04-0200</b>	251011B	<b>04-0432</b>	512065B	<b>54-0008</b>
212340B	<b>04-0815</b>	214125B	<b>04-0396</b>	214490B	<b>04-0204</b>	251012B	<b>04-0478</b>	512066B	<b>54-0011</b>
212343B	<b>04-0618</b>	214126B	<b>04-0521</b>	214491B	<b>04-0322</b>	251013B	<b>04-0479</b>	512067B	<b>54-0037</b>
212344B	<b>04-0743</b>	214127B	<b>04-0197</b>	214493B	<b>04-0322</b>	251014B	<b>04-0431</b>	512072B	<b>54-0025</b>
212357B	<b>04-0161</b>	214128B	<b>04-0266</b>	214495B	<b>04-0199</b>	251015B	<b>04-0432</b>	512073B	<b>54-0023</b>
212378B	<b>04-0594</b>	214129B	<b>04-0325</b>	214496B	<b>04-0322</b>	251015B	<b>04-0577</b>	512092B	<b>54-0050</b>
212379B	<b>04-0646</b>	214133B	<b>04-0265</b>	214496B	<b>04-0517</b>	251016B	<b>04-0345</b>	512095B	<b>54-0066</b>
212381B	<b>04-0789</b>	214137B	<b>04-0063</b>	214497B	<b>04-0667</b>	251017B	<b>04-0346</b>	512097B	<b>54-0056</b>
212382B	<b>04-0790</b>	214138B	<b>04-0064</b>	214498B	<b>04-0554</b>	251018B	<b>04-0431</b>	512102B	<b>54-0052</b>
212384B	<b>04-0801</b>	214143B	<b>04-0485</b>	214499B	<b>04-0553</b>	251019B	<b>04-0432</b>	512103B	<b>54-0046</b>
212385B	<b>04-0653</b>	214144B	<b>04-0490</b>	214501B	<b>04-0471</b>	251020B	<b>04-0624</b>	512104B	<b>54-0047</b>
212386B	<b>04-0677</b>	214145B	<b>04-0113</b>	214503B	<b>04-0687</b>	251021B	<b>04-0625</b>	512105B	<b>54-0064</b>
212387B	<b>04-0248</b>	214152B	<b>04-0094</b>	214503B	<b>04-0678</b>	251022B	<b>04-0567</b>	512106B	<b>54-0062</b>
212388B	<b>04-0247</b>	214154B	<b>04-0093</b>	214504B	<b>04-0687</b>	251023B	<b>04-0568</b>	512107B	<b>54-0055</b>
212389B	<b>04-0704</b>	214155B	<b>04-0366</b>	214529B	<b>04-0853</b>	251024B	<b>04-0624</b>		
212390B	<b>04-0703</b>	214159B	<b>04-0194</b>	214532B	<b>04-0668</b>	251025B	<b>04-0625</b>		
212391B	<b>04-0745</b>	214160B	<b>04-0062</b>	214533B	<b>04-0669</b>	251026B	<b>04-0429</b>	<b>BOSCH</b>	
212392B	<b>04-0746</b>	214161B	<b>04-0192</b>	214534B	<b>04-0912</b>	251027B	<b>04-0430</b>		
212393B	<b>04-0690</b>	214162B	<b>04-0193</b>	214535B	<b>04-0913</b>	251028B	<b>04-0431</b>		
212394B	<b>04-0742</b>	214173B	<b>04-0447</b>	214536B	<b>04-0887</b>	251029B	<b>04-0432</b>	0 204 011 217	<b>04-0882</b>
212395B	<b>04-0787</b>	214174B	<b>04-0446</b>	214537B	<b>04-0807</b>	251030B	<b>04-0591</b>	0 204 011 241	<b>04-0963</b>
212396B	<b>04-0788</b>	214175B	<b>04-0633</b>	214538B	<b>04-0896</b>	251031B	<b>04-0592</b>	0 204 011 249	<b>04-0744</b>
212397B	<b>04-0705</b>	214176B	<b>04-0632</b>	214539B	<b>04-0804</b>	251032B	<b>04-0577</b>	0 204 011 407	<b>04-0875</b>
212398B	<b>04-0706</b>	214191B	<b>04-0375</b>	214540B	<b>04-0767</b>	251033B	<b>04-0578</b>	0 204 011 463	<b>04-0914</b>
212399B	<b>04-0700</b>	214193B	<b>04-0094</b>	214543B	<b>04-0846</b>	251034B	<b>04-0589</b>	0 204 021 200	<b>05-0140</b>
212401B	<b>04-0893</b>	214196B	<b>04-0494</b>	214544B	<b>04-0816</b>	251035B	<b>04-0590</b>	0 204 021 760	<b>05-0651</b>
212402B	<b>04-0760</b>	214197B	<b>04-0215</b>	214545B	<b>04-0891</b>	251036B	<b>04-0589</b>	0 204 021 808	<b>05-0640</b>
212406B	<b>04-0811</b>	214198B	<b>04-0214</b>	214549B	<b>04-0843</b>	251036B	<b>04-0577</b>	0 204 021 934	<b>05-0460</b>
212410B	<b>04-0827</b>	214199B	<b>04-0206</b>	214550B	<b>04-0298</b>	251037B	<b>04-0578</b>	0 204 023 966	<b>05-0217</b>
212411B	<b>04-0635</b>	214200B	<b>04-0530</b>	214551B	<b>04-0928</b>	251037B	<b>04-0590</b>	0 204 024 070	<b>05-0641</b>
212412B	<b>04-0820</b>	214201B	<b>04-0095</b>	214552B	<b>04-0927</b>	251038B	<b>04-0438</b>	0 204 024 071	<b>05-0642</b>
212413B	<b>04-0829</b>	214202B	<b>04-0200</b>	214553B	<b>04-0817</b>	251039B	<b>04-0437</b>	0 204 024 225	<b>05-0400</b>
212414B	<b>04-0870</b>	214211B	<b>04-0132</b>	214554B	<b>04-0823</b>	251040B	<b>04-0438</b>	0 204 024 917	<b>05-0667</b>
212415B	<b>04-0744</b>	214212B	<b>04-0216</b>	214555B	<b>04-0911</b>	251041B	<b>04-0437</b>	0 204 051 326	<b>05-0740</b>
212416B	<b>04-0812</b>	214216B	<b>04-0340</b>	214556B	<b>04-0910</b>	251042B	<b>04-0438</b>	0 204 051 556	<b>05-0749</b>
212417B	<b>04-0602</b>	214220B	<b>04-0662</b>	214557B	<b>04-0883</b>	251043B	<b>04-0437</b>	0 204 051 758	<b>05-0757</b>
212421B	<b>04-0939</b>	214221B	<b>04-0473</b>	214558B	<b>04-0884</b>	251046B	<b>04-0480</b>	0 204 116 037	<b>04-0320</b>
212422B	<b>04-0914</b>	214222B	<b>04-0179</b>	214559B	<b>04-0922</b>	251047B	<b>04-0481</b>	0 204 116 038	<b>04-0319</b>
212423B	<b>04-0868</b>	214238B	<b>04-0195</b>	214560B	<b>04-0922</b>	251048B	<b>04-0437</b>	0 204 116 053	<b>04-0582</b>
212425B	<b>04-0949</b>	214241B	<b>04-0286</b>	214561B	<b>04-0656</b>	251049B	<b>04-0438</b>	0 204 116 060	<b>04-0148</b>
212425B	<b>04-0937</b>	214248B	<b>04-0529</b>	214562B	<b>04-0657</b>	251052B	<b>04-0624</b>	0 204 116 061	<b>04-0149</b>
212426B	<b>04-0871</b>	214257B	<b>04-0507</b>	214563B	<b>04-0864</b>	251053B	<b>04-0625</b>	0 204 116 062	<b>04-0081</b>
212427B	<b>04-0924</b>	214258B	<b>04-0776</b>	214564B	<b>04-0863</b>	251054B	<b>04-0672</b>	0 204 116 064	<b>04-0142</b>
212428B	<b>04-0933</b>	214277B	<b>04-0622</b>	214567B	<b>04-0830</b>	251055B	<b>04-0673</b>	0 204 116 071	<b>04-0146</b>
212429B	<b>04-0581</b>	214278B	<b>04-0623</b>	214568B	<b>04-0932</b>	251056B	<b>04-0438</b>	0 204 116 072	<b>04-0147</b>
212430B	<b>04-0849</b>	214282B	<b>04-0205</b>	214569B	<b>04-0963</b>	251057B	<b>04-0437</b>	0 204 116 073	<b>04-0088</b>
212431B	<b>04-0934</b>	214283B	<b>04-0207</b>	214570B	<b>04-0902</b>	251058B	<b>04-0792</b>	0 204 116 074	<b>04-0053</b>
212433B	<b>04-0753</b>	214284B	<b>04-0208</b>	214571B	<b>04-0866</b>	251060B	<b>04-0810</b>	0 204 116 075	<b>04-0033</b>
214064B	<b>04-0339</b>	214288B	<b>04-0203</b>	214572B	<b>04-0957</b>	251061B	<b>04-0809</b>	0 204 116 076	<b>04-0042</b>
214066B	<b>04-0134</b>	214289B	<b>04-0132</b>	214573B	<b>04-0805</b>	311347B	<b>09-0011</b>	0 204 116 078	<b>04-0152</b>
214067B	<b>04-0447</b>	214421B	<b>04-0503</b>	214574B	<b>04-0895</b>	311474B	<b>09-0009</b>	0 204 116 080	<b>04-0285</b>
214068B	<b>04-0446</b>	214422B	<b>04-0506</b>	214575B	<b>04-0889</b>	312006B	<b>09-0003</b>	0 204 116 083	<b>04-0071</b>
214069B	<b>04-0664</b>	214423B	<b>04-0515</b>	214576B	<b>04-0888</b>	312007B	<b>09-0007</b>	0 204 116 084	<b>04-0139</b>
214070B	<b>04-0665</b>	214424B	<b>04-0516</b>	214579B	<b>04-0803</b>	312008B	<b>09-0002</b>	0 204 116 085	<b>04-0070</b>
214071B	<b>04-0532</b>	214425B	<b>04-0386</b>	214580B	<b>04-0802</b>	312011B	<b>09-0006</b>	0 204 116 087	<b>04-0151</b>
214074B	<b>04-0212</b>	214426B	<b>04-0385</b>	214582B	<b>04-0826</b>	312013B	<b>09-0001</b>	0 204 116 090	<b>04-0150</b>



Ad. OE	METELLI ref.	Ad. OE	METELLI ref.	Ad. OE	METELLI ref.	Ad. OE	METELLI ref.	Ad. OE	METELLI ref.
<b>BOSCH</b>		0 204 116 227	<b>04-0578</b>	0 204 116 579	<b>04-0787</b>	0 204 123 075	<b>05-0191</b>	0 204 123 409	<b>05-0414</b>
		0 204 116 228	<b>04-0429</b>	0 204 116 580	<b>04-0788</b>	0 204 123 076	<b>05-0251</b>	0 204 123 417	<b>05-0416</b>
		0 204 116 229	<b>04-0430</b>	0 204 116 581	<b>04-0115</b>	0 204 123 077	<b>05-0173</b>	0 204 123 418	<b>05-0319</b>
0 204 116 092	<b>04-0172</b>	0 204 116 230	<b>04-0431</b>	0 204 116 601	<b>04-0875</b>	0 204 123 078	<b>05-0141</b>	0 204 123 419	<b>05-0363</b>
0 204 116 093	<b>04-0141</b>	0 204 116 231	<b>04-0432</b>	0 204 116 602	<b>04-0872</b>	0 204 123 080	<b>05-0096</b>	0 204 123 430	<b>05-0150</b>
0 204 116 094	<b>04-0169</b>	0 204 116 232	<b>04-0591</b>	0 204 116 603	<b>04-0602</b>	0 204 123 083	<b>05-0170</b>	0 204 123 462	<b>05-0199</b>
0 204 116 095	<b>04-0140</b>	0 204 116 233	<b>04-0592</b>	0 204 116 604	<b>04-0602</b>	0 204 123 084	<b>05-0171</b>	0 204 123 464	<b>05-0196</b>
0 204 116 096	<b>04-0174</b>	0 204 116 234	<b>04-0577</b>	0 204 116 606	<b>04-0764</b>	0 204 123 085	<b>05-0172</b>	0 204 123 466	<b>05-0207</b>
0 204 116 097	<b>04-0173</b>	0 204 116 235	<b>04-0578</b>	0 204 116 607	<b>04-0939</b>	0 204 123 094	<b>05-0143</b>	0 204 123 467	<b>05-0199</b>
0 204 116 098	<b>04-0360</b>	0 204 116 236	<b>04-0589</b>	0 204 122 015	<b>05-0148</b>	0 204 123 096	<b>05-0125</b>	0 204 123 470	<b>05-0134</b>
0 204 116 101	<b>04-0219</b>	0 204 116 237	<b>04-0590</b>	0 204 122 030	<b>05-0034</b>	0 204 123 101	<b>05-0200</b>	0 204 123 473	<b>05-0096</b>
0 204 116 102	<b>04-0220</b>	0 204 116 238	<b>04-0577</b>	0 204 122 039	<b>05-0037</b>	0 204 123 103	<b>05-0061</b>	0 204 123 482	<b>05-0268</b>
0 204 116 105	<b>04-0068</b>	0 204 116 238	<b>04-0589</b>	0 204 122 042	<b>05-0035</b>	0 204 123 105	<b>05-0059</b>	0 204 123 484	<b>05-0308</b>
0 204 116 106	<b>04-0157</b>	0 204 116 239	<b>04-0590</b>	0 204 122 140	<b>05-0235</b>	0 204 123 118	<b>05-0164</b>	0 204 123 485	<b>05-0473</b>
0 204 116 107	<b>04-0137</b>	0 204 116 244	<b>04-0672</b>	0 204 122 147	<b>05-0127</b>	0 204 123 129	<b>05-0220</b>	0 204 123 501	<b>05-0365</b>
0 204 116 108	<b>04-0182</b>	0 204 116 245	<b>04-0673</b>	0 204 122 149	<b>05-0161</b>	0 204 123 131	<b>05-0199</b>	0 204 123 502	<b>05-0359</b>
0 204 116 109	<b>04-0054</b>	0 204 116 249	<b>04-0617</b>	0 204 122 149	<b>05-0092</b>	0 204 123 136	<b>05-0270</b>	0 204 123 509	<b>05-0301</b>
0 204 116 110	<b>04-0583</b>	0 204 116 251	<b>04-0618</b>	0 204 122 150	<b>05-0130</b>	0 204 123 138	<b>05-0243</b>	0 204 123 511	<b>05-0366</b>
0 204 116 113	<b>04-0177</b>	0 204 116 253	<b>04-0024</b>	0 204 122 156	<b>05-0127</b>	0 204 123 140	<b>05-0222</b>	0 204 123 512	<b>05-0504</b>
0 204 116 114	<b>04-0178</b>	0 204 116 255	<b>04-0413</b>	0 204 122 157	<b>05-0105</b>	0 204 123 142	<b>05-0198</b>	0 204 123 516	<b>05-0411</b>
0 204 116 117	<b>04-0586</b>	0 204 116 259	<b>04-0410</b>	0 204 122 164	<b>05-0154</b>	0 204 123 151	<b>05-0149</b>	0 204 123 517	<b>05-0325</b>
0 204 116 122	<b>04-0370</b>	0 204 116 262	<b>04-0620</b>	0 204 122 171	<b>05-0128</b>	0 204 123 155	<b>05-0223</b>	0 204 123 518	<b>05-0323</b>
0 204 116 123	<b>04-0155</b>	0 204 116 305	<b>04-0278</b>	0 204 122 176	<b>05-0107</b>	0 204 123 156	<b>05-0207</b>	0 204 123 519	<b>05-0326</b>
0 204 116 124	<b>04-0559</b>	0 204 116 324	<b>04-0881</b>	0 204 122 179	<b>05-0153</b>	0 204 123 158	<b>05-0270</b>	0 204 123 521	<b>05-0482</b>
0 204 116 125	<b>04-0558</b>	0 204 116 328	<b>04-0068</b>	0 204 122 180	<b>05-0152</b>	0 204 123 162	<b>05-0222</b>	0 204 123 528	<b>05-0208</b>
0 204 116 126	<b>04-0477</b>	0 204 116 329	<b>04-0083</b>	0 204 122 181	<b>05-0234</b>	0 204 123 166	<b>05-0253</b>	0 204 123 532	<b>05-0289</b>
0 204 116 127	<b>04-0476</b>	0 204 116 338	<b>04-0231</b>	0 204 122 182	<b>05-0129</b>	0 204 123 168	<b>05-0231</b>	0 204 123 533	<b>05-0290</b>
0 204 116 128	<b>04-0371</b>	0 204 116 339	<b>04-0230</b>	0 204 122 183	<b>05-0151</b>	0 204 123 170	<b>05-0226</b>	0 204 123 534	<b>05-0289</b>
0 204 116 131	<b>04-0599</b>	0 204 116 355	<b>04-0302</b>	0 204 122 192	<b>05-0127</b>	0 204 123 172	<b>05-0232</b>	0 204 123 536	<b>05-0409</b>
0 204 116 132	<b>04-0600</b>	0 204 116 390	<b>04-0476</b>	0 204 122 195	<b>05-0091</b>	0 204 123 172	<b>05-0146</b>	0 204 123 537	<b>05-0468</b>
0 204 116 133	<b>04-0584</b>	0 204 116 396	<b>04-0350</b>	0 204 122 203	<b>05-0091</b>	0 204 123 174	<b>05-0233</b>	0 204 123 540	<b>05-0397</b>
0 204 116 134	<b>04-0585</b>	0 204 116 397	<b>04-0683</b>	0 204 122 221	<b>05-0024</b>	0 204 123 176	<b>05-0242</b>	0 204 123 542	<b>05-0396</b>
0 204 116 135	<b>04-0175</b>	0 204 116 398	<b>04-0351</b>	0 204 122 221	<b>05-0025</b>	0 204 123 178	<b>05-0242</b>	0 204 123 547	<b>05-0312</b>
0 204 116 136	<b>04-0176</b>	0 204 116 401	<b>04-0352</b>	0 204 122 221	<b>05-0028</b>	0 204 123 180	<b>05-0059</b>	0 204 123 548	<b>05-0314</b>
0 204 116 137	<b>04-0398</b>	0 204 116 403	<b>04-0156</b>	0 204 122 226	<b>05-0028</b>	0 204 123 182	<b>05-0252</b>	0 204 123 560	<b>05-0708</b>
0 204 116 138	<b>04-0399</b>	0 204 116 404	<b>04-0425</b>	0 204 122 230	<b>05-0024</b>	0 204 123 184	<b>05-0387</b>	0 204 123 561	<b>05-0709</b>
0 204 116 139	<b>04-0418</b>	0 204 116 409	<b>04-0678</b>	0 204 122 243	<b>05-0044</b>	0 204 123 186	<b>05-0219</b>	0 204 123 562	<b>05-0277</b>
0 204 116 140	<b>04-0419</b>	0 204 116 434	<b>04-0645</b>	0 204 122 257	<b>05-0021</b>	0 204 123 188	<b>05-0228</b>	0 204 123 563	<b>05-0302</b>
0 204 116 144	<b>04-0444</b>	0 204 116 451	<b>04-0116</b>	0 204 122 258	<b>05-0006</b>	0 204 123 190	<b>05-0361</b>	0 204 123 577	<b>05-0486</b>
0 204 116 157	<b>04-0602</b>	0 204 116 453	<b>04-0181</b>	0 204 122 261	<b>05-0147</b>	0 204 123 192	<b>05-0355</b>	0 204 123 588	<b>05-0317</b>
0 204 116 158	<b>04-0612</b>	0 204 116 454	<b>04-0156</b>	0 204 122 262	<b>05-0216</b>	0 204 123 194	<b>05-0275</b>	0 204 123 589	<b>05-0478</b>
0 204 116 159	<b>04-0596</b>	0 204 116 456	<b>04-0254</b>	0 204 122 263	<b>05-0208</b>	0 204 123 198	<b>05-0348</b>	0 204 123 594	<b>05-0165</b>
0 204 116 163	<b>04-0360</b>	0 204 116 457	<b>04-0252</b>	0 204 122 264	<b>05-0066</b>	0 204 123 202	<b>05-0227</b>	0 204 123 599	<b>05-0377</b>
0 204 116 164	<b>04-0361</b>	0 204 116 458	<b>04-0253</b>	0 204 122 266	<b>05-0044</b>	0 204 123 205	<b>05-0377</b>	0 204 123 603	<b>05-0480</b>
0 204 116 171	<b>04-0617</b>	0 204 116 462	<b>04-0625</b>	0 204 122 267	<b>05-0208</b>	0 204 123 207	<b>05-0266</b>	0 204 123 604	<b>05-0456</b>
0 204 116 172	<b>04-0616</b>	0 204 116 463	<b>04-0764</b>	0 204 122 268	<b>05-0208</b>	0 204 123 208	<b>05-0356</b>	0 204 123 605	<b>05-0461</b>
0 204 116 173	<b>04-0618</b>	0 204 116 464	<b>04-0624</b>	0 204 122 296	<b>05-0066</b>	0 204 123 249	<b>05-0059</b>	0 204 123 606	<b>05-0442</b>
0 204 116 174	<b>04-0601</b>	0 204 116 466	<b>04-0138</b>	0 204 122 297	<b>05-0021</b>	0 204 123 251	<b>05-0039</b>	0 204 123 608	<b>05-0301</b>
0 204 116 175	<b>04-0579</b>	0 204 116 469	<b>04-0066</b>	0 204 122 298	<b>05-0025</b>	0 204 123 312	<b>05-0130</b>	0 204 123 615	<b>05-0481</b>
0 204 116 176	<b>04-0476</b>	0 204 116 470	<b>04-0066</b>	0 204 123 012	<b>05-0080</b>	0 204 123 313	<b>05-0239</b>	0 204 123 616	<b>05-0446</b>
0 204 116 177	<b>04-0477</b>	0 204 116 470	<b>04-0644</b>	0 204 123 013	<b>05-0069</b>	0 204 123 315	<b>05-0236</b>	0 204 123 620	<b>05-0560</b>
0 204 116 178	<b>04-0644</b>	0 204 116 471	<b>04-0747</b>	0 204 123 022	<b>05-0084</b>	0 204 123 318	<b>05-0241</b>	0 204 123 621	<b>05-0644</b>
0 204 116 179	<b>04-0647</b>	0 204 116 479	<b>04-0060</b>	0 204 123 026	<b>05-0072</b>	0 204 123 320	<b>05-0238</b>	0 204 123 622	<b>05-0479</b>
0 204 116 180	<b>04-0601</b>	0 204 116 480	<b>04-0743</b>	0 204 123 031	<b>05-0194</b>	0 204 123 326	<b>05-0240</b>	0 204 123 628	<b>05-0483</b>
0 204 116 181	<b>04-0642</b>	0 204 116 482	<b>04-0759</b>	0 204 123 032	<b>05-0136</b>	0 204 123 327	<b>05-0237</b>	0 204 123 629	<b>05-0647</b>
0 204 116 182	<b>04-0674</b>	0 204 116 483	<b>04-0758</b>	0 204 123 033	<b>05-0077</b>	0 204 123 331	<b>05-0314</b>	0 204 123 630	<b>05-0648</b>
0 204 116 183	<b>04-0655</b>	0 204 116 502	<b>04-0049</b>	0 204 123 034	<b>05-0160</b>	0 204 123 339	<b>05-0280</b>	0 204 123 633	<b>05-0633</b>
0 204 116 184	<b>04-0654</b>	0 204 116 504	<b>04-0115</b>	0 204 123 038	<b>05-0167</b>	0 204 123 342	<b>05-0245</b>	0 204 123 634	<b>05-0572</b>
0 204 116 191	<b>04-0321</b>	0 204 116 506	<b>04-0160</b>	0 204 123 039	<b>05-0168</b>	0 204 123 346	<b>05-0233</b>	0 204 123 635	<b>05-0471</b>
0 204 116 202	<b>04-0345</b>	0 204 116 507	<b>04-0170</b>	0 204 123 040	<b>05-0169</b>	0 204 123 346	<b>05-0206</b>	0 204 123 636	<b>05-0470</b>
0 204 116 203	<b>04-0346</b>	0 204 116 509	<b>04-0588</b>	0 204 123 044	<b>05-0098</b>	0 204 123 347	<b>05-0236</b>	0 204 123 638	<b>05-0539</b>
0 204 116 204	<b>04-0343</b>	0 204 116 514	<b>04-0255</b>	0 204 123 047	<b>05-0081</b>	0 204 123 348	<b>05-0239</b>	0 204 123 639	<b>05-0540</b>
0 204 116 205	<b>04-0344</b>	0 204 116 520	<b>04-0347</b>	0 204 123 049	<b>05-0038</b>	0 204 123 349	<b>05-0357</b>	0 204 123 640	<b>05-0118</b>
0 204 116 206	<b>04-0429</b>	0 204 116 521	<b>04-0348</b>	0 204 123 050	<b>05-0131</b>	0 204 123 350	<b>05-0358</b>	0 204 123 641	<b>05-0529</b>
0 204 116 207	<b>04-0430</b>	0 204 116 527	<b>04-0161</b>	0 204 123 051	<b>05-0073</b>	0 204 123 354	<b>05-0486</b>	0 204 123 642	<b>05-0535</b>
0 204 116 208	<b>04-0362</b>	0 204 116 529	<b>04-0050</b>	0 204 12					

Ad. OE	METELLI ref.	Ad. OE	METELLI ref.	Ad. OE	METELLI ref.	Ad. OE	METELLI ref.	Ad. OE	METELLI ref.
<b>BOSCH</b>		0 986 123 560	<b>05-0708</b>	0 986 475 513	<b>04-0415</b>	0 986 475 710	<b>04-0381</b>	0 986 475 813	<b>04-0081</b>
		0 986 475 005	<b>04-0167</b>	0 986 475 531	<b>04-0286</b>	0 986 475 711	<b>04-0382</b>	0 986 475 814	<b>04-0691</b>
		0 986 475 015	<b>04-0426</b>	0 986 475 533	<b>04-0197</b>	0 986 475 711	<b>04-0475</b>	0 986 475 815	<b>04-0038</b>
0 204 123 671	<b>05-0672</b>	0 986 475 017	<b>04-0184</b>	0 986 475 536	<b>04-0211</b>	0 986 475 714	<b>04-0474</b>	0 986 475 816	<b>04-0442</b>
0 204 123 672	<b>05-0670</b>	0 986 475 019	<b>04-0434</b>	0 986 475 537	<b>04-0212</b>	0 986 475 714	<b>04-0381</b>	0 986 475 818	<b>04-0077</b>
0 204 123 673	<b>05-0671</b>	0 986 475 020	<b>04-0296</b>	0 986 475 558	<b>04-0095</b>	0 986 475 718	<b>04-0447</b>	0 986 475 819	<b>04-0224</b>
0 204 123 678	<b>05-0242</b>	0 986 475 022	<b>04-0299</b>	0 986 475 560	<b>04-0200</b>	0 986 475 719	<b>04-0446</b>	0 986 475 820	<b>04-0225</b>
0 204 123 682	<b>05-0675</b>	0 986 475 023	<b>04-0581</b>	0 986 475 562	<b>04-0203</b>	0 986 475 726	<b>04-0385</b>	0 986 475 821	<b>04-0334</b>
0 204 123 683	<b>05-0674</b>	0 986 475 024	<b>04-0156</b>	0 986 475 572	<b>04-0063</b>	0 986 475 727	<b>04-0386</b>	0 986 475 822	<b>04-0333</b>
0 204 123 701	<b>05-0640</b>	0 986 475 026	<b>04-0231</b>	0 986 475 573	<b>04-0218</b>	0 986 475 728	<b>04-0383</b>	0 986 475 823	<b>04-0245</b>
0 204 123 706	<b>05-0647</b>	0 986 475 028	<b>04-0186</b>	0 986 475 574	<b>04-0064</b>	0 986 475 729	<b>04-0384</b>	0 986 475 824	<b>04-0336</b>
0 204 123 707	<b>05-0648</b>	0 986 475 029	<b>04-0301</b>	0 986 475 575	<b>04-0216</b>	0 986 475 730	<b>04-0270</b>	0 986 475 825	<b>04-0335</b>
0 204 123 711	<b>05-0677</b>	0 986 475 031	<b>04-0443</b>	0 986 475 577	<b>04-0064</b>	0 986 475 731	<b>04-0269</b>	0 986 475 826	<b>04-0248</b>
0 204 123 712	<b>05-0676</b>	0 986 475 032	<b>04-0300</b>	0 986 475 578	<b>04-0063</b>	0 986 475 732	<b>04-0427</b>	0 986 475 827	<b>04-0500</b>
0 204 123 713	<b>05-0679</b>	0 986 475 033	<b>04-0324</b>	0 986 475 588	<b>04-0297</b>	0 986 475 733	<b>04-0428</b>	0 986 475 828	<b>04-0311</b>
0 204 123 714	<b>05-0678</b>	0 986 475 038	<b>04-0560</b>	0 986 475 603	<b>04-0216</b>	0 986 475 734	<b>04-0670</b>	0 986 475 829	<b>04-0305</b>
0 204 123 715	<b>05-0721</b>	0 986 475 039	<b>04-0594</b>	0 986 475 611	<b>04-0426</b>	0 986 475 735	<b>04-0671</b>	0 986 475 830	<b>04-0304</b>
0 204 123 716	<b>05-0754</b>	0 986 475 042	<b>04-0748</b>	0 986 475 612	<b>04-0250</b>	0 986 475 736	<b>04-0660</b>	0 986 475 831	<b>04-0034</b>
0 204 123 718	<b>05-0726</b>	0 986 475 051	<b>04-0675</b>	0 986 475 614	<b>04-0684</b>	0 986 475 737	<b>04-0279</b>	0 986 475 832	<b>04-0036</b>
0 204 123 719	<b>05-0727</b>	0 986 475 053	<b>04-0358</b>	0 986 475 615	<b>04-0478</b>	0 986 475 739	<b>04-0356</b>	0 986 475 833	<b>04-0704</b>
0 204 123 720	<b>05-0728</b>	0 986 475 054	<b>04-0359</b>	0 986 475 616	<b>04-0479</b>	0 986 475 740	<b>04-0049</b>	0 986 475 834	<b>04-0438</b>
0 204 123 721	<b>05-0729</b>	0 986 475 056	<b>04-0613</b>	0 986 475 619	<b>04-0480</b>	0 986 475 741	<b>04-0354</b>	0 986 475 835	<b>04-0437</b>
0 204 123 734	<b>05-0680</b>	0 986 475 057	<b>04-0463</b>	0 986 475 620	<b>04-0481</b>	0 986 475 742	<b>04-0327</b>	0 986 475 836	<b>04-0650</b>
0 204 123 736	<b>05-0725</b>	0 986 475 110	<b>04-0110</b>	0 986 475 621	<b>04-0430</b>	0 986 475 744	<b>04-0072</b>	0 986 475 837	<b>04-0703</b>
0 204 123 737	<b>05-0724</b>	0 986 475 115	<b>04-0109</b>	0 986 475 622	<b>04-0429</b>	0 986 475 744	<b>04-0065</b>	0 986 475 838	<b>04-0115</b>
0 204 123 740	<b>05-0700</b>	0 986 475 119	<b>04-0230</b>	0 986 475 629	<b>04-0430</b>	0 986 475 747	<b>04-0616</b>	0 986 475 839	<b>04-0658</b>
0 204 123 766	<b>05-0683</b>	0 986 475 143	<b>04-0298</b>	0 986 475 630	<b>04-0429</b>	0 986 475 750	<b>04-0605</b>	0 986 475 840	<b>04-0514</b>
0 204 123 786	<b>05-0700</b>	0 986 475 143	<b>04-0677</b>	0 986 475 634	<b>04-0589</b>	0 986 475 751	<b>04-0606</b>	0 986 475 841	<b>04-0322</b>
0 204 123 858	<b>05-0308</b>	0 986 475 216	<b>04-0058</b>	0 986 475 634	<b>04-0577</b>	0 986 475 752	<b>04-0604</b>	0 986 475 844	<b>04-0216</b>
0 204 123 893	<b>05-0486</b>	0 986 475 228	<b>04-0160</b>	0 986 475 635	<b>04-0437</b>	0 986 475 754	<b>04-0294</b>	0 986 475 845	<b>04-0396</b>
0 204 125 430	<b>05-0292</b>	0 986 475 230	<b>04-0170</b>	0 986 475 636	<b>04-0438</b>	0 986 475 755	<b>04-0514</b>	0 986 475 846	<b>04-0883</b>
0 204 125 520	<b>05-0431</b>	0 986 475 231	<b>04-0168</b>	0 986 475 637	<b>04-0432</b>	0 986 475 758	<b>04-0471</b>	0 986 475 847	<b>04-0884</b>
0 204 131 027	<b>09-0009</b>	0 986 475 232	<b>04-0082</b>	0 986 475 638	<b>04-0578</b>	0 986 475 759	<b>04-0667</b>	0 986 475 848	<b>04-0656</b>
0 204 131 118	<b>09-0011</b>	0 986 475 233	<b>04-0158</b>	0 986 475 641	<b>04-0437</b>	0 986 475 761	<b>04-0204</b>	0 986 475 849	<b>04-0657</b>
0 204 131 223	<b>09-0006</b>	0 986 475 234	<b>04-0159</b>	0 986 475 642	<b>04-0438</b>	0 986 475 764	<b>04-0361</b>	0 986 475 851	<b>04-0659</b>
0 204 131 226	<b>09-0013</b>	0 986 475 249	<b>04-0057</b>	0 986 475 643	<b>04-0437</b>	0 986 475 765	<b>04-0649</b>	0 986 475 854	<b>04-0708</b>
0 204 131 226	<b>09-0012</b>	0 986 475 250	<b>04-0056</b>	0 986 475 644	<b>04-0438</b>	0 986 475 766	<b>04-0507</b>	0 986 475 855	<b>04-0707</b>
0 204 131 227	<b>09-0004</b>	0 986 475 260	<b>04-0060</b>	0 986 475 645	<b>04-0592</b>	0 986 475 767	<b>04-0776</b>	0 986 475 856	<b>04-0682</b>
0 204 131 228	<b>09-0012</b>	0 986 475 260	<b>04-0608</b>	0 986 475 646	<b>04-0591</b>	0 986 475 768	<b>04-0217</b>	0 986 475 857	<b>04-0681</b>
0 204 131 237	<b>09-0019</b>	0 986 475 264	<b>04-0061</b>	0 986 475 649	<b>04-0269</b>	0 986 475 769	<b>04-0680</b>	0 986 475 858	<b>04-0506</b>
0 204 131 239	<b>09-0003</b>	0 986 475 265	<b>04-0044</b>	0 986 475 650	<b>04-0270</b>	0 986 475 772	<b>04-0106</b>	0 986 475 859	<b>04-0503</b>
0 204 131 264	<b>09-0008</b>	0 986 475 266	<b>04-0457</b>	0 986 475 651	<b>04-0267</b>	0 986 475 773	<b>04-0046</b>	0 986 475 860	<b>04-0516</b>
0 204 162 029	<b>55-0024</b>	0 986 475 273	<b>04-0072</b>	0 986 475 652	<b>04-0268</b>	0 986 475 774	<b>04-0061</b>	0 986 475 861	<b>04-0515</b>
0 204 162 065	<b>55-0008</b>	0 986 475 290	<b>04-0116</b>	0 986 475 653	<b>04-0603</b>	0 986 475 775	<b>04-0434</b>	0 986 475 862	<b>04-0889</b>
0 204 162 066	<b>55-0021</b>	0 986 475 290	<b>04-0597</b>	0 986 475 654	<b>04-0254</b>	0 986 475 776	<b>04-0354</b>	0 986 475 863	<b>04-0888</b>
0 204 162 071	<b>55-0006</b>	0 986 475 374	<b>04-0068</b>	0 986 475 655	<b>04-0252</b>	0 986 475 776	<b>04-0831</b>	0 986 475 864	<b>04-0706</b>
0 204 162 075	<b>55-0005</b>	0 986 475 393	<b>04-0587</b>	0 986 475 657	<b>04-0376</b>	0 986 475 777	<b>04-0185</b>	0 986 475 865	<b>04-0705</b>
0 204 162 077	<b>55-0001</b>	0 986 475 394	<b>04-0588</b>	0 986 475 658	<b>04-0761</b>	0 986 475 778	<b>04-0456</b>	0 986 475 865	<b>04-0653</b>
0 204 162 078	<b>55-0025</b>	0 986 475 397	<b>04-0326</b>	0 986 475 659	<b>04-0762</b>	0 986 475 779	<b>04-0102</b>	0 986 475 866	<b>04-0794</b>
0 204 162 079	<b>55-0031</b>	0 986 475 420	<b>04-0249</b>	0 986 475 660	<b>04-0388</b>	0 986 475 780	<b>04-0102</b>	0 986 475 867	<b>04-0646</b>
0 204 162 080	<b>55-0013</b>	0 986 475 424	<b>04-0085</b>	0 986 475 660	<b>04-0325</b>	0 986 475 781	<b>04-0615</b>	0 986 475 868	<b>04-0700</b>
0 204 162 081	<b>55-0015</b>	0 986 475 425	<b>04-0086</b>	0 986 475 661	<b>04-0464</b>	0 986 475 782	<b>04-0103</b>	0 986 475 869	<b>04-0760</b>
0 204 162 084	<b>55-0018</b>	0 986 475 428	<b>04-0365</b>	0 986 475 662	<b>04-0607</b>	0 986 475 786	<b>04-0187</b>	0 986 475 870	<b>04-0745</b>
0 204 162 088	<b>55-0029</b>	0 986 475 433	<b>04-0349</b>	0 986 475 663	<b>04-0132</b>	0 986 475 787	<b>04-0188</b>	0 986 475 871	<b>04-0612</b>
0 204 162 094	<b>55-0028</b>	0 986 475 433	<b>04-0679</b>	0 986 475 664	<b>04-0632</b>	0 986 475 788	<b>04-0314</b>	0 986 475 872	<b>04-0287</b>
0 204 162 095	<b>55-0040</b>	0 986 475 438	<b>04-0598</b>	0 986 475 665	<b>04-0662</b>	0 986 475 789	<b>04-0315</b>	0 986 475 873	<b>04-0288</b>
0 204 162 095	<b>55-0027</b>	0 986 475 438	<b>04-0226</b>	0 986 475 666	<b>04-0473</b>	0 986 475 790	<b>04-0198</b>	0 986 475 874	<b>04-0690</b>
0 204 162 119	<b>55-0067</b>	0 986 475 445	<b>04-0073</b>	0 986 475 668	<b>04-0931</b>	0 986 475 790	<b>04-0189</b>	0 986 475 875	<b>04-0746</b>
0 204 163 017	<b>54-0019</b>	0 986 475 446	<b>04-0066</b>	0 986 475 669	<b>04-0678</b>	0 986 475 791	<b>04-0202</b>	0 986 475 876	<b>04-0372</b>
0 204 163 020	<b>54-0021</b>	0 986 475 448	<b>04-0046</b>	0 986 475 670	<b>04-0322</b>	0 986 475 791	<b>04-0306</b>	0 986 475 877	<b>04-0378</b>
0 204 163 023	<b>54-0022</b>	0 986 475 449	<b>04-0155</b>	0 986 475 671	<b>04-0762</b>	0 986 475 792	<b>04-0201</b>	0 986 475 878	<b>04-0849</b>
0 204 163 023	<b>54-0020</b>	0 986 475 450	<b>04-0155</b>	0 986 475 672	<b>04-0199</b>	0 986 475 793	<b>04-0029</b>	0 986 475 881	<b>04-0805</b>
0 204 163 035	<b>54-0008</b>	0 986 475 451	<b>04-0185</b>	0 986 475 674	<b>04-0663</b>	0 986 475 795	<b>04-0184</b>	0 986 475 882	<b>04-0895</b>
0 204 163 064	<b>54-0012</b>	0 986 475 451	<b>04-0434</b>	0 986 475 675	<b>04-0529</b>	0 986 475 796	<b>04-0651</b>	0 986 475 883	<b>04-0803</b>
0 204 163 067	<b>54-0001</b>	0 986 475 451	<b>04-0075</b>	0 986 475 677	<b>04-0364</b>	0 986 475 797	<b>04-0648</b>	0 986 475 884	<b>04-0802</b>
0 204 163 068	<b>54-0007</b>	0 986 475 452	<b>04-0099</b>	0 986					

Ad. OE	METELLI ref.	Ad. OE	METELLI ref.	Ad. OE	METELLI ref.	Ad. OE	METELLI ref.	Ad. OE	METELLI ref.
<b>BOSCH</b>		0 986 480 428	<b>05-0040</b>	0 986 480 936	<b>05-0294</b>	F 026 002 128	<b>04-0371</b>	F 026 002 502	<b>04-0806</b>
		0 986 480 428	<b>05-0041</b>	0 986 480 937	<b>05-0622</b>	F 026 002 131	<b>04-0599</b>	F 026 002 502	<b>04-0049</b>
		0 986 480 429	<b>05-0041</b>	0 986 480 939	<b>05-0296</b>	F 026 002 132	<b>04-0600</b>	F 026 002 506	<b>04-0160</b>
0 986 475 901	<b>04-0820</b>	0 986 480 430	<b>05-0041</b>	0 986 480 953	<b>05-0765</b>	F 026 002 133	<b>04-0584</b>	F 026 002 507	<b>04-0170</b>
0 986 475 902	<b>04-0896</b>	0 986 480 433	<b>05-0043</b>	0 986 480 966	<b>05-0368</b>	F 026 002 134	<b>04-0585</b>	F 026 002 520	<b>04-0347</b>
0 986 475 903	<b>04-0804</b>	0 986 480 434	<b>05-0042</b>	0 986 480 974	<b>05-0491</b>	F 026 002 135	<b>04-0175</b>	F 026 002 521	<b>04-0348</b>
0 986 475 904	<b>04-0812</b>	0 986 480 436	<b>05-0204</b>	0 986 480 976	<b>05-0517</b>	F 026 002 136	<b>04-0176</b>	F 026 002 527	<b>04-0161</b>
0 986 475 905	<b>04-0893</b>	0 986 480 440	<b>05-0159</b>	0 986 480 977	<b>05-0412</b>	F 026 002 137	<b>04-0398</b>	F 026 002 532	<b>04-0814</b>
0 986 475 906	<b>04-0635</b>	0 986 480 449	<b>05-0203</b>	0 986 480 984	<b>05-0388</b>	F 026 002 138	<b>04-0399</b>	F 026 002 533	<b>04-0815</b>
0 986 475 907	<b>04-0809</b>	0 986 480 453	<b>05-0047</b>	0 986 480 986	<b>05-0372</b>	F 026 002 139	<b>04-0418</b>	F 026 002 535	<b>04-0792</b>
0 986 475 908	<b>04-0810</b>	0 986 480 454	<b>05-0048</b>	0 986 482 012	<b>09-0012</b>	F 026 002 144	<b>04-0444</b>	F 026 002 536	<b>04-0795</b>
0 986 475 909	<b>04-0827</b>	0 986 480 465	<b>05-0083</b>	0 986 486 001	<b>55-0013</b>	F 026 002 157	<b>04-0602</b>	F 026 002 558	<b>04-0500</b>
0 986 475 912	<b>04-0887</b>	0 986 480 465	<b>05-0115</b>	0 986 486 003	<b>55-0012</b>	F 026 002 158	<b>04-0612</b>	F 026 002 564	<b>04-0801</b>
0 986 475 913	<b>04-0807</b>	0 986 480 483	<b>05-0188</b>	0 986 486 004	<b>55-0016</b>	F 026 002 164	<b>04-0361</b>	F 026 002 565	<b>04-0156</b>
0 986 475 914	<b>04-0769</b>	0 986 480 485	<b>05-0179</b>	0 986 486 005	<b>55-0020</b>	F 026 002 171	<b>04-0617</b>	F 026 002 566	<b>04-0853</b>
0 986 475 915	<b>04-0866</b>	0 986 480 493	<b>05-0117</b>	0 986 486 023	<b>55-0022</b>	F 026 002 172	<b>04-0616</b>	F 026 002 567	<b>04-0661</b>
0 986 475 916	<b>04-0865</b>	0 986 480 494	<b>05-0187</b>	0 986 486 029	<b>55-0060</b>	F 026 002 173	<b>04-0618</b>	F 026 002 578	<b>04-0618</b>
0 986 475 917	<b>04-0090</b>	0 986 480 495	<b>05-0118</b>	0 986 486 031	<b>55-0058</b>	F 026 002 175	<b>04-0579</b>	F 026 002 581	<b>04-0115</b>
0 986 475 918	<b>04-0990</b>	0 986 480 496	<b>05-0186</b>	0 986 486 034	<b>55-0032</b>	F 026 002 176	<b>04-0476</b>	F 026 003 012	<b>05-0080</b>
0 986 475 919	<b>04-0665</b>	0 986 480 502	<b>05-0135</b>	0 986 486 037	<b>55-0083</b>	F 026 002 177	<b>04-0477</b>	F 026 003 019	<b>05-0036</b>
0 986 475 920	<b>04-0664</b>	0 986 480 565	<b>05-0113</b>	0 986 486 042	<b>55-0038</b>	F 026 002 178	<b>04-0644</b>	F 026 003 071	<b>05-0641</b>
0 986 475 921	<b>04-0632</b>	0 986 480 572	<b>05-0142</b>	0 986 486 043	<b>55-0023</b>	F 026 002 181	<b>04-0642</b>	F 026 003 071	<b>05-0642</b>
0 986 475 922	<b>04-0633</b>	0 986 480 572	<b>05-0207</b>	0 986 486 049	<b>55-0050</b>	F 026 002 182	<b>04-0674</b>	F 026 003 136	<b>05-0270</b>
0 986 475 927	<b>04-0949</b>	0 986 480 572	<b>05-0277</b>	0 986 486 053	<b>55-0081</b>	F 026 002 183	<b>04-0655</b>	F 026 003 180	<b>05-0059</b>
0 986 475 927	<b>04-0937</b>	0 986 480 600	<b>05-0255</b>	0 986 486 054	<b>55-0055</b>	F 026 002 191	<b>04-0321</b>	F 026 003 243	<b>05-0044</b>
0 986 475 936	<b>04-0933</b>	0 986 480 607	<b>05-0150</b>	0 986 486 055	<b>55-0078</b>	F 026 002 204	<b>04-0343</b>	F 026 003 354	<b>05-0486</b>
0 986 475 937	<b>04-0812</b>	0 986 480 609	<b>05-0116</b>	0 986 486 060	<b>55-0057</b>	F 026 002 205	<b>04-0344</b>	F 026 003 604	<b>05-0456</b>
0 986 475 938	<b>04-0902</b>	0 986 480 614	<b>05-0114</b>	0 986 486 061	<b>55-0095</b>	F 026 002 206	<b>04-0429</b>	F 026 003 671	<b>05-0672</b>
0 986 475 942	<b>04-0910</b>	0 986 480 618	<b>05-0099</b>	0 986 486 062	<b>55-0096</b>	F 026 002 207	<b>04-0430</b>	F 026 005 080	<b>55-0013</b>
0 986 475 946	<b>04-0957</b>	0 986 480 620	<b>05-0122</b>	0 986 486 063	<b>55-0053</b>	F 026 002 208	<b>04-0362</b>	F 026 005 084	<b>55-0018</b>
0 986 478 095	<b>05-0386</b>	0 986 480 620	<b>05-0123</b>	0 986 486 064	<b>55-0062</b>	F 026 002 209	<b>04-0363</b>	F 026 005 094	<b>55-0028</b>
0 986 478 885	<b>04-0742</b>	0 986 480 621	<b>05-0112</b>	0 986 486 065	<b>55-0051</b>	F 026 002 210	<b>04-0431</b>	F 026 005 095	<b>55-0040</b>
0 986 480 005	<b>05-0059</b>	0 986 480 622	<b>05-0261</b>	0 986 486 066	<b>55-0059</b>	F 026 002 211	<b>04-0432</b>	F 026 005 517	<b>54-0019</b>
0 986 480 005	<b>05-0039</b>	0 986 480 623	<b>05-0120</b>	0 986 486 067	<b>55-0063</b>	F 026 002 220	<b>04-0624</b>	F 026 005 587	<b>54-0041</b>
0 986 480 010	<b>05-0378</b>	0 986 480 625	<b>05-0121</b>	0 986 486 083	<b>55-0056</b>	F 026 002 221	<b>04-0625</b>		
0 986 480 020	<b>05-0177</b>	0 986 480 630	<b>05-0429</b>	0 986 486 500	<b>54-0013</b>	F 026 002 222	<b>04-0567</b>		
0 986 480 049	<b>05-0024</b>	0 986 480 636	<b>05-0389</b>	0 986 486 502	<b>54-0018</b>	F 026 002 223	<b>04-0568</b>		
0 986 480 050	<b>05-0028</b>	0 986 480 638	<b>05-0262</b>	0 986 486 503	<b>54-0016</b>	F 026 002 224	<b>04-0624</b>		
0 986 480 050	<b>05-0025</b>	0 986 480 642	<b>05-0264</b>	0 986 486 505	<b>54-0008</b>	F 026 002 225	<b>04-0625</b>		
0 986 480 052	<b>05-0028</b>	0 986 480 656	<b>05-0088</b>	0 986 486 506	<b>54-0009</b>	F 026 002 228	<b>04-0429</b>	LL21503	<b>54-0019</b>
0 986 480 057	<b>05-0163</b>	0 986 480 660	<b>05-0343</b>	0 986 486 533	<b>54-0027</b>	F 026 002 229	<b>04-0430</b>	LL21506	<b>54-0020</b>
0 986 480 058	<b>05-0096</b>	0 986 480 663	<b>05-0360</b>	0 986 486 534	<b>54-0053</b>	F 026 002 230	<b>04-0431</b>	LL21509	<b>54-0021</b>
0 986 480 061	<b>05-0174</b>	0 986 480 669	<b>05-0091</b>	0 986 486 537	<b>54-0025</b>	F 026 002 231	<b>04-0432</b>	LL21518	<b>54-0022</b>
0 986 480 064	<b>05-0538</b>	0 986 480 680	<b>05-0293</b>	0 986 486 538	<b>54-0056</b>	F 026 002 232	<b>04-0591</b>	LL22570	<b>54-0011</b>
0 986 480 070	<b>05-0045</b>	0 986 480 682	<b>05-0196</b>	0 986 486 542	<b>54-0026</b>	F 026 002 232	<b>04-0479</b>	LL40012	<b>54-0027</b>
0 986 480 080	<b>05-0205</b>	0 986 480 684	<b>05-0381</b>	0 986 486 544	<b>54-0066</b>	F 026 002 233	<b>04-0592</b>	LL40014	<b>54-0053</b>
0 986 480 081	<b>05-0302</b>	0 986 480 699	<b>05-0379</b>	0 986 486 548	<b>54-0049</b>	F 026 002 236	<b>04-0589</b>	LL40062	<b>54-0048</b>
0 986 480 084	<b>05-0205</b>	0 986 480 702	<b>05-0210</b>	0 986 486 551	<b>54-0050</b>	F 026 002 236	<b>04-0432</b>	LL40811	<b>54-0018</b>
0 986 480 093	<b>05-0184</b>	0 986 480 705	<b>05-0029</b>	0 986 486 552	<b>54-0048</b>	F 026 002 237	<b>04-0431</b>	LL40821	<b>54-0027</b>
0 986 480 113	<b>05-0183</b>	0 986 480 707	<b>05-0144</b>	0 986 486 553	<b>54-0051</b>	F 026 002 237	<b>04-0590</b>	LL41201	<b>54-0013</b>
0 986 480 114	<b>05-0180</b>	0 986 480 722	<b>05-0619</b>	0 986 486 554	<b>54-0052</b>	F 026 002 238	<b>04-0589</b>	LL41210	<b>54-0016</b>
0 986 480 115	<b>05-0189</b>	0 986 480 724	<b>05-0621</b>	F 009 D00 768	<b>55-0042</b>	F 026 002 239	<b>04-0590</b>	LL41310	<b>54-0017</b>
0 986 480 117	<b>05-0178</b>	0 986 480 752	<b>05-0254</b>	F 009 D00 856	<b>55-0041</b>	F 026 002 244	<b>04-0672</b>	LL42201	<b>54-0008</b>
0 986 480 118	<b>05-0184</b>	0 986 480 773	<b>05-0194</b>	F 026 002 015	<b>04-0790</b>	F 026 002 245	<b>04-0673</b>	LL42503	<b>54-0009</b>
0 986 480 121	<b>05-0066</b>	0 986 480 774	<b>05-0258</b>	F 026 002 037	<b>04-0320</b>	F 026 002 253	<b>04-0024</b>	LL45020	<b>54-0025</b>
0 986 480 122	<b>05-0098</b>	0 986 480 832	<b>05-0259</b>	F 026 002 053	<b>04-0582</b>	F 026 002 259	<b>04-0410</b>	LL49907	<b>54-0056</b>
0 986 480 127	<b>05-0165</b>	0 986 480 833	<b>05-0367</b>	F 026 002 060	<b>04-0148</b>	F 026 002 305	<b>04-0278</b>	LL49908	<b>54-0018</b>
0 986 480 129	<b>05-0229</b>	0 986 480 834	<b>05-0489</b>	F 026 002 061	<b>04-0149</b>	F 026 002 338	<b>04-0231</b>	LL70033	<b>54-0003</b>
0 986 480 130	<b>05-0190</b>	0 986 480 838	<b>05-0247</b>	F 026 002 073	<b>04-0088</b>	F 026 002 339	<b>04-0230</b>	LL70062	<b>54-0005</b>
0 986 480 132	<b>05-0230</b>	0 986 480 847	<b>05-0275</b>	F 026 002 074	<b>04-0053</b>	F 026 002 396	<b>04-0350</b>	LL70079	<b>54-0004</b>
0 986 480 135	<b>05-0225</b>	0 986 480 890	<b>05-0260</b>	F 026 002 075	<b>04-0033</b>	F 026 002 397	<b>04-0683</b>	LL70112	<b>54-0001</b>
0 986 480 136	<b>05-0125</b>	0 986 480 895	<b>05-0176</b>	F 026 002 080	<b>04-0285</b>	F 026 002 398	<b>04-0351</b>	LL70113	<b>54-0002</b>
0 986 480 139	<b>05-0193</b>	0 986 480 897	<b>05-0061</b>	F 026 002 083	<b>04-0071</b>	F 026 002 401	<b>04-0352</b>	LL70114	<b>54-0007</b>
0 986 480 140	<b>05-0302</b>	0 986 480 898	<b>05-0231</b>	F 026 002 087	<b>04-0151</b>	F 026 002 434	<b>04-0644</b>	LL70115	<b>54-0006</b>
0 986 480 141	<b>05-0202</b>	0 986 480 902	<b>05-0401</b>	F 026 002 091	<b>04-0171</b>	F 026 002 434	<b>04-0645</b>	LL70167	<b>54-0015</b>
0 986 480 142	<b>05-0196</b>	0 986 480 904	<b>05-0226</b>	F 026 002 092	<b>04-0172</b>	F 026 002 453	<b>04-0181</b>	LL70180	<b>54-0014</b>
0 986 480 227	<b>05-0038</b>	0 986 480 906	<b>05-0156</b>	F 026 002 093	<b>04-0141</b>	F 026 002 454	<b>04-0156</b>	LL70189	<b>54-0010</b>
0 986 480 257	<b>05-0005</b>	0 986 480 907	<b>05-0246</b>	F 026 002 094	<b>04-0169</b>	F 026 002 454	<b>04-0279</b>	LL	

Ad. OE	METELLI ref.	Ad. OE	METELLI ref.	Ad. OE	METELLI ref.	Ad. OE	METELLI ref.	Ad. OE	METELLI ref.
<b>DELPHI</b>		LM23523	<b>05-0073</b>	LM39099	<b>05-0337</b>	LM50052	<b>05-0181</b>	LM70120	<b>05-0152</b>
		LM23525	<b>05-0074</b>	LM39101	<b>05-0369</b>	LM50053	<b>05-0180</b>	LM70121	<b>05-0153</b>
		LM23526	<b>05-0085</b>	LM39102	<b>05-0348</b>	LM50054	<b>05-0189</b>	LM70122	<b>05-0107</b>
LM15014	<b>05-0155</b>	LM23527	<b>05-0078</b>	LM40003	<b>55-0033</b>	LM50056	<b>05-0190</b>	LM70123	<b>05-0101</b>
LM15075	<b>05-0173</b>	LM23531	<b>05-0079</b>	LM40005	<b>05-0203</b>	LM51027	<b>05-0230</b>	LM70124	<b>05-0106</b>
LM15121	<b>05-0121</b>	LM23541	<b>05-0075</b>	LM40022	<b>55-0023</b>	LM51028	<b>05-0229</b>	LM70125	<b>05-0107</b>
LM15130	<b>05-0262</b>	LM23580	<b>05-0076</b>	LM40029	<b>55-0032</b>	LM51031	<b>05-0381</b>	LM70126	<b>55-0009</b>
LM15297	<b>05-0074</b>	LM23595	<b>05-0192</b>	LM40038	<b>05-0360</b>	LM51032	<b>05-0224</b>	LM70127	<b>55-0008</b>
LM15298	<b>05-0069</b>	LM23600	<b>05-0095</b>	LM40055	<b>05-0203</b>	LM51033	<b>05-0379</b>	LM70128	<b>55-0002</b>
LM15299	<b>05-0094</b>	LM23607	<b>05-0126</b>	LM40111	<b>05-0047</b>	LM51034	<b>05-0380</b>	LM70129	<b>55-0030</b>
LM15300	<b>05-0072</b>	LM23626	<b>05-0175</b>	LM40112	<b>05-0048</b>	LM51035	<b>05-0397</b>	LM70129	<b>55-0001</b>
LM15307	<b>05-0161</b>	LM23629	<b>05-0099</b>	LM40151	<b>05-0113</b>	LM51036	<b>05-0306</b>	LM70130	<b>55-0006</b>
LM20000	<b>05-0208</b>	LM23630	<b>05-0134</b>	LM40166	<b>05-0138</b>	LM51037	<b>05-0307</b>	LM70131	<b>05-0006</b>
LM20001	<b>05-0208</b>	LM23646	<b>05-0059</b>	LM40169	<b>05-0138</b>	LM51038	<b>05-0396</b>	LM70131	<b>05-0008</b>
LM20003	<b>55-0025</b>	LM23647	<b>05-0087</b>	LM40211	<b>05-0176</b>	LM51039	<b>05-0415</b>	LM70132	<b>05-0088</b>
LM20005	<b>55-0028</b>	LM23659	<b>05-0061</b>	LM40251	<b>05-0196</b>	LM51040	<b>05-0414</b>	LM70133	<b>05-0068</b>
LM20007	<b>05-0170</b>	LM23664	<b>05-0191</b>	LM40251	<b>05-0302</b>	LM60226	<b>05-0209</b>	LM70134	<b>55-0010</b>
LM20008	<b>05-0172</b>	LM23665	<b>05-0251</b>	LM40264	<b>05-0254</b>	LM60228	<b>05-0145</b>	LM70134	<b>55-0014</b>
LM20009	<b>05-0171</b>	LM23683	<b>05-0061</b>	LM40282	<b>05-0246</b>	LM60519	<b>05-0261</b>	LM70135	<b>05-0066</b>
LM20010	<b>05-0200</b>	LM23684	<b>05-0141</b>	LM40538	<b>05-0378</b>	LM60607	<b>05-0214</b>	LM70136	<b>05-0091</b>
LM20011	<b>05-0201</b>	LM23690	<b>05-0096</b>	LM40621	<b>05-0264</b>	LM60624	<b>05-0211</b>	LM70141	<b>05-0140</b>
LM20016	<b>05-0222</b>	LM23719	<b>05-0163</b>	LM40631	<b>05-0417</b>	LM60625	<b>05-0211</b>	LM70142	<b>05-0087</b>
LM20017	<b>05-0308</b>	LM23740	<b>05-0061</b>	LM40818	<b>05-0225</b>	LM60627	<b>05-0210</b>	LM70146	<b>05-0139</b>
LM20018	<b>05-0219</b>	LM23768	<b>05-0193</b>	LM40825	<b>05-0177</b>	LM60695	<b>05-0214</b>	LM70147	<b>05-0092</b>
LM20966	<b>05-0154</b>	LM23773	<b>05-0143</b>	LM41142	<b>05-0401</b>	LM60719	<b>05-0144</b>	LM70148	<b>55-0005</b>
LM21007	<b>05-0361</b>	LM23781	<b>05-0125</b>	LM41451	<b>05-0204</b>	LM62016	<b>05-0249</b>	LM70149	<b>05-0109</b>
LM21008	<b>05-0355</b>	LM23822	<b>05-0061</b>	LM41491	<b>05-0041</b>	LM62017	<b>05-0220</b>	LM70153	<b>05-0028</b>
LM21009	<b>05-0228</b>	LM23823	<b>05-0059</b>	LM41492	<b>05-0041</b>	LM62081	<b>05-0514</b>	LM70157	<b>05-0110</b>
LM21010	<b>05-0227</b>	LM23849	<b>05-0164</b>	LM41531	<b>05-0040</b>	LM62082	<b>05-0513</b>	LM70158	<b>05-0090</b>
LM21011	<b>05-0253</b>	LM23854	<b>05-0165</b>	LM41551	<b>05-0042</b>	LM62102	<b>05-0336</b>	LM70161	<b>55-0026</b>
LM21012	<b>05-0252</b>	LM23877	<b>05-0146</b>	LM41572	<b>05-0043</b>	LM62105	<b>05-0497</b>	LM70164	<b>55-0021</b>
LM21014	<b>05-0266</b>	LM23877	<b>05-0232</b>	LM42031	<b>05-0059</b>	LM62106	<b>05-0498</b>	LM70168	<b>05-0102</b>
LM21015	<b>05-0356</b>	LM23882	<b>05-0199</b>	LM42031	<b>05-0039</b>	LM62118	<b>05-0511</b>	LM70169	<b>05-0150</b>
LM21017	<b>05-0245</b>	LM23888	<b>05-0583</b>	LM42191	<b>05-0202</b>	LM62119	<b>05-0760</b>	LM70172	<b>05-0015</b>
LM21021	<b>05-0241</b>	LM23892	<b>05-0166</b>	LM42242	<b>05-0154</b>	LM62120	<b>05-0507</b>	LM70179	<b>55-0003</b>
LM21022	<b>05-0240</b>	LM23906	<b>05-0270</b>	LM42331	<b>05-0205</b>	LM62122	<b>05-0336</b>	LM70184	<b>05-0147</b>
LM21023	<b>05-0238</b>	LM23912	<b>05-0243</b>	LM42651	<b>05-0142</b>	LM62123	<b>05-0330</b>	LM70187	<b>05-0082</b>
LM21024	<b>05-0237</b>	LM23920	<b>05-0198</b>	LM42962	<b>05-0156</b>	LM62124	<b>05-0333</b>	LM70187	<b>05-0218</b>
LM21025	<b>05-0239</b>	LM23955	<b>05-0149</b>	LM43012	<b>05-0127</b>	LM70001	<b>05-0049</b>	LM70188	<b>55-0009</b>
LM21026	<b>05-0236</b>	LM23967	<b>05-0223</b>	LM43771	<b>05-0207</b>	LM70002	<b>05-0021</b>	LM70193	<b>05-0208</b>
LM21038	<b>05-0233</b>	LM23983	<b>05-0270</b>	LM43771	<b>05-0277</b>	LM70008	<b>05-0018</b>	LM70194	<b>05-0234</b>
LM21063	<b>05-0377</b>	LM23998	<b>05-0231</b>	LM46911	<b>05-0137</b>	LM70009	<b>05-0019</b>	LM70195	<b>05-0208</b>
LM21065	<b>05-0268</b>	LM23999	<b>05-0226</b>	LM48000	<b>55-0013</b>	LM70010	<b>05-0065</b>	LM70196	<b>05-0157</b>
LM21066	<b>05-0275</b>	LM24008	<b>05-0216</b>	LM48401	<b>55-0022</b>	LM70012	<b>05-0016</b>	LM70197	<b>05-0151</b>
LM21067	<b>05-0372</b>	LM24018	<b>05-0232</b>	LM48512	<b>05-0159</b>	LM70014	<b>05-0005</b>	LM70198	<b>05-0110</b>
LM21084	<b>05-0222</b>	LM24018	<b>05-0146</b>	LM48601	<b>55-0012</b>	LM70015	<b>05-0004</b>	LM70199	<b>05-0044</b>
LM21085	<b>05-0387</b>	LM24019	<b>05-0206</b>	LM48900	<b>55-0016</b>	LM70016	<b>05-0020</b>	LM70201	<b>55-0019</b>
LM21091	<b>05-0280</b>	LM29731	<b>05-0130</b>	LM49000	<b>55-0020</b>	LM70017	<b>05-0004</b>	LM70222	<b>55-0015</b>
LM21095	<b>05-0222</b>	LM29737	<b>05-0635</b>	LM49908	<b>05-0268</b>	LM70018	<b>05-0062</b>	LM70223	<b>55-0027</b>
LM21260	<b>05-0148</b>	LM29740	<b>05-0251</b>	LM49909	<b>05-0275</b>	LM70022	<b>05-0053</b>	LM70228	<b>05-0217</b>
LM21361	<b>05-0034</b>	LM30009	<b>05-0260</b>	LM49910	<b>55-0078</b>	LM70023	<b>05-0028</b>	LM70318	<b>05-0221</b>
LM21438	<b>05-0037</b>	LM30012	<b>05-0255</b>	LM49912	<b>05-0619</b>	LM70026	<b>05-0024</b>	LM70320	<b>55-0029</b>
LM21455	<b>05-0035</b>	LM30045	<b>05-0247</b>	LM49913	<b>05-0441</b>	LM70030	<b>05-0025</b>	LM70321	<b>05-0208</b>
LM21519	<b>05-0130</b>	LM30046	<b>05-0259</b>	LM49914	<b>05-0391</b>	LM70031	<b>05-0024</b>	LM70322	<b>05-0208</b>
LM21565	<b>05-0128</b>	LM30057	<b>05-0174</b>	LM49915	<b>05-0390</b>	LM70032	<b>55-0004</b>	LM70329	<b>55-0018</b>
LM22016	<b>55-0015</b>	LM36126	<b>05-0089</b>	LM49917	<b>55-0056</b>	LM70034	<b>05-0003</b>	LM70331	<b>05-0300</b>
LM22136	<b>55-0024</b>	LM36197	<b>05-0112</b>	LM49918	<b>55-0055</b>	LM70049	<b>05-0158</b>	LM70332	<b>05-0278</b>
LM22500	<b>05-0129</b>	LM36198	<b>05-0114</b>	LM49921	<b>05-0382</b>	LM70050	<b>05-0029</b>	LM70340	<b>05-0431</b>
LM23383	<b>05-0080</b>	LM36199	<b>05-0115</b>	LM49922	<b>05-0383</b>	LM70051	<b>05-0066</b>	LM70341	<b>05-0292</b>
LM23386	<b>05-0069</b>	LM36199	<b>05-0083</b>	LM49931	<b>05-0245</b>	LM70056	<b>05-0067</b>	LM70346	<b>05-0208</b>
LM23387	<b>05-0094</b>	LM36200	<b>05-0113</b>	LM49932	<b>05-0420</b>	LM70061	<b>55-0014G</b>	LM70351	<b>05-0289</b>
LM23422	<b>05-0071</b>	LM36234	<b>05-0122</b>	LM49935	<b>05-0440</b>	LM70065	<b>05-0063</b>	LM70352	<b>05-0289</b>
LM23424	<b>05-0036</b>	LM36355	<b>05-0116</b>	LM49937	<b>05-0308</b>	LM70067	<b>05-0009</b>	LM70353	<b>05-0290</b>
LM23446	<b>05-0084</b>	LM36357	<b>05-0135</b>	LM49938	<b>05-0403</b>	LM70068	<b>05-0022</b>	LM70354	<b>05-0235</b>
LM23459	<b>05-0070</b>	LM36420	<b>05-0162</b>	LM49940	<b>05-0313</b>	LM70069	<b>05-0024</b>	LM70355	<b>05-0291</b>
LM23463	<b>05-0072</b>	LM36532	<b>05-0046</b>	LM49943	<b>05-0492</b>	LM70070	<b>05-0023</b>	LM70356	<b>55-0067</b>
LM23474	<b>05-0194</b>	LM36619	<b>05-0120</b>	LM49944	<b>05-0494</b>	LM70072	<b>05-0014</b>	LM70357	<b>05-0325</b>
LM23476	<b>05-0136</b>	LM37513	<b>05-0135</b>	LM50012	<b>05-0118</b>	LM70073	<b>05-0044</b>	LM70358	<b>05-0411</b>
LM23477	<b>05-0077</b>	LM39020	<b>05-0449</b>	LM50013	<b>05-0186</b>	LM70074	<b>05-0002</b>	LM70359	<b>05-0273</b>
LM23478	<b>05-0160</b>	LM39065	<b>05-0314</b>	LM50015	<b>05-0183</b>	LM70075	<b>05-0001</b>	LM70360	<b>05-0279</b>
LM23491	<b>05-0097</b>	LM39066	<b>05-0315</b>	LM50016	<b>05-0184</b>	LM70077	<b>55-0010</b>	LM70362	<b>55-0031</b>
LM23497	<b>05-0098</b>	LM39069	<b>05-0331</b>	LM50020	<b>05-0117</b>	LM70078	<b>55-0005</b>	LM70366	<b>05-0353</b>
LM23510	<b>05-0167</b>	LM39070	<b>05-0294</b>	LM50021	<b>05-0187</b>	LM70081	<b>05-0010</b>	LM70367	<b>05-0354</b>
LM23511	<b>05-0168</b>	LM39084	<b>05-0765</b>	LM50025	<b>05-0188</b>	LM70089	<b>55-0007</b>	LM70368	<b>05-0461</b>
LM23512	<b>05-0169</b>	LM39090	<b>05-0402</b>	LM50026	<b>05-0181</b>	LM70111	<b>05-0008</b>	LM70369	<b>05-0442</b>
LM23518	<b>05-0081</b>	LM39094	<b>55-0058</b>	LM50027	<b>05-0178</b>	LM70117	<b>05-0104</b>	LM70371	<b>05-0456</b>
LM23519	<b>05-0038</b>	LM39095	<b>55-0057</b>	LM50028	<b>05-0179</b>	LM70118	<b>05-0103</b>	LM70372	<b>05-0317</b>
LM23521	<b>05-0131</b>	LM39098	<b>05-0293</b>	LM50048	<b>05-0184</b>	LM70119	<b>05-0105</b>	LM80009	<b>05-0429</b>

Ad. OE	METELLI ref.	Ad. OE	METELLI ref.	Ad. OE	METELLI ref.	Ad. OE	METELLI ref.	Ad. OE	METELLI ref.
<b>DELPHI</b>		LM80207	<b>05-0328</b>	LW12051	<b>04-0028</b>	LW21751	<b>04-0141</b>	LW25086	<b>04-0346</b>
		LM80208	<b>05-0346</b>	LW12052	<b>04-0238</b>	LW21752	<b>04-0169</b>	LW25101	<b>04-0431</b>
		LM80209	<b>05-0345</b>	LW12053	<b>04-0239</b>	LW21753	<b>04-0140</b>	LW25102	<b>04-0432</b>
LM80013	<b>05-0196</b>	LM80210	<b>05-0349</b>	LW12141	<b>04-0224</b>	LW21754	<b>04-0174</b>	LW25113	<b>04-0567</b>
LM80103	<b>05-0358</b>	LM80211	<b>05-0347</b>	LW12142	<b>04-0225</b>	LW21755	<b>04-0173</b>	LW25114	<b>04-0568</b>
LM80105	<b>05-0357</b>	LM80212	<b>05-0468</b>	LW15027	<b>04-0166</b>	LW21756	<b>04-0360</b>	LW25121	<b>04-0591</b>
LM80110	<b>05-0409</b>	LM80213	<b>05-0350</b>	LW15028	<b>04-0167</b>	LW21758	<b>04-0361</b>	LW25122	<b>04-0592</b>
LM80111	<b>05-0486</b>	LM80214	<b>05-0560</b>	LW15039	<b>04-0241</b>	LW21775	<b>04-0317</b>	LW25123	<b>04-0577</b>
LM80112	<b>05-0299</b>	LM80215	<b>05-0470</b>	LW15040	<b>04-0242</b>	LW21776	<b>04-0316</b>	LW25124	<b>04-0578</b>
LM80113	<b>05-0298</b>	LM80216	<b>05-0473</b>	LW15041	<b>04-0243</b>	LW21778	<b>04-0219</b>	LW25125	<b>04-0589</b>
LM80114	<b>05-0308</b>	LM80217	<b>05-0621</b>	LW15042	<b>04-0244</b>	LW21779	<b>04-0220</b>	LW25126	<b>04-0590</b>
LM80115	<b>05-0363</b>	LM80218	<b>05-0452</b>	LW15051	<b>04-0566</b>	LW21789	<b>04-0157</b>	LW25135	<b>04-0429</b>
LM80117	<b>05-0296</b>	LM80219	<b>05-0567</b>	LW15052	<b>04-0565</b>	LW21792	<b>04-0137</b>	LW25136	<b>04-0430</b>
LM80118	<b>05-0359</b>	LM80220	<b>05-0462</b>	LW15081	<b>04-0334</b>	LW21793	<b>04-0182</b>	LW25137	<b>04-0431</b>
LM80119	<b>05-0297</b>	LM80221	<b>05-0438</b>	LW15082	<b>04-0333</b>	LW21796	<b>04-0054</b>	LW25138	<b>04-0432</b>
LM80121	<b>05-0362</b>	LM80222	<b>05-0439</b>	LW15083	<b>04-0332</b>	LW21797	<b>04-0583</b>	LW25141	<b>04-0591</b>
LM80122	<b>05-0242</b>	LM80224	<b>05-0631</b>	LW15084	<b>04-0331</b>	LW21815	<b>04-0426</b>	LW25142	<b>04-0592</b>
LM80123	<b>05-0385</b>	LM80225	<b>05-0632</b>	LW15085	<b>04-0330</b>	LW21828	<b>04-0178</b>	LW25145	<b>04-0589</b>
LM80124	<b>05-0309</b>	LM80226	<b>05-0666</b>	LW15086	<b>04-0329</b>	LW21829	<b>04-0177</b>	LW25146	<b>04-0590</b>
LM80125	<b>05-0386</b>	LM80227	<b>05-0446</b>	LW15087	<b>04-0328</b>	LW21831	<b>04-0231</b>	LW25153	<b>04-0577</b>
LM80126	<b>05-0389</b>	LM80228	<b>05-0481</b>	LW15088	<b>04-0327</b>	LW21832	<b>04-0230</b>	LW25154	<b>04-0578</b>
LM80127	<b>05-0327</b>	LM80231	<b>05-0478</b>	LW15112	<b>04-0367</b>	LW21833	<b>04-0586</b>	LW26504	<b>04-0617</b>
LM80128	<b>05-0418</b>	LM80233	<b>05-0472</b>	LW15113	<b>04-0366</b>	LW21839	<b>04-0370</b>	LW26505	<b>04-0616</b>
LM80129	<b>05-0412</b>	LM80234	<b>05-0427</b>	LW15296	<b>04-0245</b>	LW21850	<b>04-0302</b>	LW26506	<b>04-0618</b>
LM80130	<b>05-0416</b>	LM80235	<b>05-0534</b>	LW15302	<b>04-0336</b>	LW21857	<b>04-0558</b>	LW30003	<b>04-0747</b>
LM80131	<b>05-0319</b>	LM80236	<b>05-0458</b>	LW15303	<b>04-0335</b>	LW21858	<b>04-0559</b>	LW30005	<b>04-0648</b>
LM80132	<b>05-0388</b>	LM80240	<b>05-0295</b>	LW15311	<b>04-0247</b>	LW21859	<b>04-0584</b>	LW30006	<b>04-0089</b>
LM80133	<b>05-0310</b>	LM80241	<b>05-0610</b>	LW15312	<b>04-0248</b>	LW21867	<b>04-0477</b>	LW30007	<b>04-0703</b>
LM80134	<b>05-0311</b>	LM80242	<b>05-0544</b>	LW15354	<b>04-0189</b>	LW21868	<b>04-0476</b>	LW30014	<b>04-0258</b>
LM80137	<b>05-0604</b>	LM80243	<b>55-0041</b>	LW15971	<b>04-0442</b>	LW21868	<b>04-0686</b>	LW30015	<b>04-0259</b>
LM80139	<b>05-0398</b>	LM80245	<b>55-0052</b>	LW16008	<b>04-0500</b>	LW21877	<b>04-0371</b>	LW30018	<b>04-0111</b>
LM80140	<b>55-0051</b>	LM80246	<b>55-0053</b>	LW16008ALU	<b>04-0642</b>	LW21897	<b>04-0599</b>	LW30019	<b>04-0112</b>
LM80140	<b>55-0050</b>	LM80251	<b>05-0312</b>	LW17943	<b>04-0612</b>	LW21898	<b>04-0600</b>	LW30029	<b>04-0129</b>
LM80141	<b>05-0344</b>	LV21347	<b>09-0011</b>	LW21054	<b>04-0672</b>	LW21899	<b>04-0584</b>	LW30030	<b>04-0130</b>
LM80142	<b>05-0644</b>	LV70086	<b>09-0001</b>	LW21055	<b>04-0673</b>	LW21900	<b>04-0585</b>	LW30037	<b>04-0307</b>
LM80143	<b>05-0479</b>	LV70096	<b>09-0003</b>	LW21056	<b>04-0647</b>	LW21903	<b>04-0175</b>	LW30048	<b>04-0356</b>
LM80145	<b>05-0300</b>	LV70097	<b>09-0004</b>	LW21057	<b>04-0635</b>	LW21904	<b>04-0176</b>	LW30058	<b>04-0651</b>
LM80147	<b>05-0312</b>	LV70098	<b>09-0007</b>	LW21058	<b>04-0636</b>	LW21905	<b>04-0398</b>	LW30059	<b>04-0650</b>
LM80151	<b>05-0297</b>	LV70099	<b>09-0002</b>	LW21059	<b>04-0634</b>	LW21906	<b>04-0399</b>	LW30072	<b>04-0260</b>
LM80152	<b>05-0359</b>	LV70100	<b>09-0006</b>	LW21060	<b>04-0642</b>	LW21907	<b>04-0418</b>	LW30073	<b>04-0261</b>
LM80154	<b>05-0504</b>	LV70139	<b>09-0013</b>	LW21061	<b>04-0645</b>	LW21908	<b>04-0419</b>	LW30074	<b>04-0249</b>
LM80157	<b>05-0419</b>	LV70143	<b>09-0008</b>	LW21064	<b>04-0683</b>	LW21927	<b>04-0444</b>	LW30077	<b>04-0353</b>
LM80158	<b>05-0258</b>	LV70145	<b>09-0012</b>	LW21071	<b>04-0655</b>	LW21960	<b>04-0252</b>	LW30084	<b>04-0364</b>
LM80159	<b>05-0352</b>	LW10100	<b>04-0690</b>	LW21072	<b>04-0654</b>	LW21961	<b>04-0602</b>	LW30087	<b>04-0235</b>
LM80165	<b>05-0493</b>	LW10101	<b>04-0742</b>	LW21073	<b>04-0672</b>	LW21962	<b>04-0612</b>	LW30088	<b>04-0236</b>
LM80166	<b>05-0400</b>	LW11053	<b>04-0240</b>	LW21074	<b>04-0673</b>	LW21980	<b>04-0350</b>	LW30092	<b>04-0312</b>
LM80168	<b>05-0640</b>	LW11072	<b>04-0055</b>	LW21089	<b>04-0674</b>	LW21983	<b>04-0351</b>	LW30093	<b>04-0313</b>
LM80170	<b>05-0460</b>	LW11075	<b>04-0043</b>	LW21092	<b>04-0624</b>	LW21990	<b>04-0352</b>	LW30107	<b>04-0160</b>
LM80171	<b>05-0488</b>	LW11085	<b>04-0077</b>	LW21093	<b>04-0625</b>	LW22103	<b>04-0661</b>	LW30111	<b>04-0347</b>
LM80172	<b>05-0422</b>	LW11088	<b>04-0068</b>	LW21094	<b>04-0764</b>	LW22104	<b>04-0609</b>	LW30112	<b>04-0348</b>
LM80173	<b>05-0423</b>	LW11091	<b>04-0198</b>	LW21322	<b>04-0138</b>	LW22118	<b>04-0601</b>	LW30115	<b>04-0415</b>
LM80174	<b>05-0437</b>	LW11091	<b>04-0189</b>	LW21454	<b>04-0320</b>	LW22132	<b>04-0579</b>	LW30130	<b>04-0311</b>
LM80175	<b>05-0366</b>	LW11179	<b>04-0308</b>	LW21455	<b>04-0319</b>	LW22135	<b>04-0476</b>	LW30155	<b>04-0201</b>
LM80178	<b>05-0413</b>	LW11184	<b>04-0247</b>	LW21504	<b>04-0144</b>	LW22136	<b>04-0477</b>	LW30156	<b>04-0202</b>
LM80179	<b>05-0490</b>	LW11192	<b>04-0257</b>	LW21505	<b>04-0145</b>	LW22136	<b>04-0685</b>	LW30157	<b>04-0304</b>
LM80181	<b>05-0425</b>	LW11193	<b>04-0135</b>	LW21520	<b>04-0582</b>	LW22161	<b>04-0644</b>	LW30158	<b>04-0305</b>
LM80183	<b>05-0447</b>	LW11394	<b>04-0223</b>	LW21583	<b>04-0148</b>	LW22163	<b>04-0647</b>	LW30159	<b>04-0187</b>
LM80184	<b>05-0457</b>	LW11396	<b>04-0029</b>	LW21584	<b>04-0149</b>	LW22174	<b>04-0642</b>	LW30160	<b>04-0188</b>
LM80185	<b>05-0459</b>	LW11547	<b>04-0164</b>	LW21591	<b>04-0081</b>	LW24109	<b>04-0321</b>	LW30235	<b>04-0255</b>
LM80186	<b>05-0368</b>	LW11548	<b>04-0165</b>	LW21598	<b>04-0142</b>	LW24110	<b>04-0321</b>	LW30252	<b>04-0170</b>
LM80187	<b>05-0367</b>	LW11549	<b>04-0039</b>	LW21599	<b>04-0143</b>	LW25027	<b>04-0345</b>	LW30258	<b>04-0316</b>
LM80188	<b>05-0561</b>	LW11550	<b>04-0035</b>	LW21627	<b>04-0146</b>	LW25028	<b>04-0346</b>	LW30259	<b>04-0317</b>
LM80189	<b>05-0517</b>	LW11561	<b>04-0246</b>	LW21628	<b>04-0147</b>	LW25031	<b>04-0343</b>	LW30262	<b>04-0158</b>
LM80190	<b>05-0566</b>	LW11563	<b>04-0256</b>	LW21629	<b>04-0088</b>	LW25032	<b>04-0344</b>	LW30263	<b>04-0159</b>
LM80191	<b>05-0436</b>	LW11571	<b>04-0309</b>	LW21630	<b>04-0053</b>	LW25035	<b>04-0429</b>	LW30266	<b>04-0587</b>
LM80192	<b>05-0525</b>	LW11574	<b>04-0166</b>	LW21639	<b>04-0033</b>	LW25036	<b>04-0430</b>	LW30267	<b>04-0588</b>
LM80193	<b>05-0523</b>	LW11575	<b>04-0067</b>	LW21666	<b>04-0042</b>	LW25055	<b>04-0362</b>	LW30269	<b>04-0082</b>
LM80194	<b>05-0524</b>	LW11596	<b>04-0083</b>	LW21668	<b>04-0317</b>	LW25056	<b>04-0363</b>	LW30271	<b>04-0168</b>
LM80197	<b>05-0529</b>	LW11633	<b>04-0237</b>	LW21672	<b>04-0152</b>	LW25061	<b>04-0431</b>	LW30312	<b>04-0034</b>
LM80198	<b>05-0483</b>	LW11640	<b>04-0308</b>	LW21685	<b>04-0285</b>	LW25062	<b>04-0432</b>	LW30313	<b>04-0036</b>
LM80199	<b>05-0471</b>	LW11782	<b>04-0221</b>	LW21691	<b>04-0071</b>	LW25063	<b>04-0431</b>	LW30318	<b>04-0326</b>
LM80200	<b>05-0455</b>	LW11783	<b>04-0222</b>	LW21692	<b>04-0139</b>	LW25064	<b>04-0432</b>	LW30360	<b>04-0262</b>
LM80201	<b>05-0448</b>	LW11784	<b>04-0241</b>	LW21694	<b>04-0070</b>	LW25065	<b>04-0478</b>	LW30361	<b>04-0263</b>
LM80202	<b>05-0475</b>	LW11785	<b>04-0242</b>	LW21700	<b>04-0151</b>	LW25066	<b>04-0479</b>	LW30397	<b>04-0181</b>
LM80203	<b>05-0641</b>	LW11949	<b>04-0190</b>	LW21707	<b>04-0150</b>	LW25077	<b>04-0795</b>	LW30402	<b>04-0131</b>
LM80204	<b>05-0642</b>	LW11957	<b>04-0562</b>	LW21739	<b>04-0285</b>	LW25077	<b>04-0431</b>	LW30412	<b>04-0365</b>
LM80205	<b>05-0329</b>	LW11958	<b>04-0561</b>	LW21740	<b>04-0171</b>	LW25078	<b>04-0792</b>	LW30437	<b>04-0423</b>
LM80206	<b>05-0334</b>	LW12050	<b>04-0027</b>	LW21741	<b>04-0172</b>	LW25085	<b>04-0345</b>	LW30438	<b>04-0424</b>

Ad. OE	METELLI ref.	Ad. OE	METELLI ref.	Ad. OE	METELLI ref.	Ad. OE	METELLI ref.	Ad. OE	METELLI ref.
<b>DELPHI</b>		LW41791	<b>04-0324</b>	LW60263	<b>04-0195</b>	LW60444	<b>04-0633</b>	LW62041	<b>04-0762</b>
		LW41811	<b>04-0061</b>	LW60264	<b>04-0286</b>	LW60445	<b>04-0632</b>	LW62046	<b>04-0909</b>
		LW42001	<b>04-0099</b>	LW60265	<b>04-0294</b>	LW60531	<b>04-0461</b>	LW62047	<b>04-0991</b>
LW30564	<b>04-0310</b>	LW42106	<b>04-0109</b>	LW60268	<b>04-0209</b>	LW60532	<b>04-0462</b>	LW62048	<b>04-0782</b>
LW30567	<b>04-0314</b>	LW42112	<b>04-0060</b>	LW60269	<b>04-0210</b>	LW60548	<b>04-0784</b>	LW62049	<b>04-0929</b>
LW30568	<b>04-0315</b>	LW42311	<b>04-0226</b>	LW60270	<b>04-0379</b>	LW60550	<b>04-0783</b>	LW62050	<b>04-0681</b>
LW30646	<b>04-0421</b>	LW43201	<b>04-0310</b>	LW60271	<b>04-0133</b>	LW60620	<b>04-0513</b>	LW62051	<b>04-0682</b>
LW30647	<b>04-0422</b>	LW44013	<b>04-0597</b>	LW60272	<b>04-0134</b>	LW60622	<b>04-0387</b>	LW62053	<b>04-0990</b>
LW30855	<b>04-0358</b>	LW44201	<b>04-0110</b>	LW60274	<b>04-0132</b>	LW60623	<b>04-0497</b>	LW62072	<b>04-0772</b>
LW30856	<b>04-0359</b>	LW44202	<b>04-0679</b>	LW60275	<b>04-0392</b>	LW60628	<b>04-0484</b>	LW62073	<b>04-0773</b>
LW30989	<b>04-0427</b>	LW44501	<b>04-0075</b>	LW60276	<b>04-0390</b>	LW60629	<b>04-0483</b>	LW62075	<b>04-0739</b>
LW30990	<b>04-0428</b>	LW45016	<b>04-0581</b>	LW60277	<b>04-0391</b>	LW60635	<b>04-0382</b>	LW62076	<b>04-0738</b>
LW31035	<b>04-0437</b>	LW45026	<b>04-0598</b>	LW60279	<b>04-0113</b>	LW60636	<b>04-0381</b>	LW62080	<b>04-0767</b>
LW31036	<b>04-0438</b>	LW45211	<b>04-0044</b>	LW60280	<b>04-0197</b>	LW60642	<b>04-0393</b>	LW62081	<b>04-0726</b>
LW31157	<b>04-0613</b>	LW45511	<b>04-0394</b>	LW60281	<b>04-0325</b>	LW60643	<b>04-0505</b>	LW62084	<b>04-0818</b>
LW31203	<b>04-0463</b>	LW45512	<b>04-0395</b>	LW60282	<b>04-0388</b>	LW60644	<b>04-0498</b>	LW62085	<b>04-0819</b>
LW31289	<b>04-0480</b>	LW47029	<b>04-0608</b>	LW60283	<b>04-0464</b>	LW60645	<b>04-0499</b>	LW62086	<b>04-0922</b>
LW31290	<b>04-0481</b>	LW48401	<b>04-0615</b>	LW60284	<b>04-0491</b>	LW60651	<b>04-0469</b>	LW62087	<b>04-0923</b>
LW31419	<b>04-0603</b>	LW49038	<b>04-0349</b>	LW60285	<b>04-0522</b>	LW60652	<b>04-0470</b>	LW62088	<b>04-0803</b>
LW31539	<b>04-0438</b>	LW49039	<b>04-0684</b>	LW60286	<b>04-0521</b>	LW60653	<b>04-0471</b>	LW62089	<b>04-0670</b>
LW31540	<b>04-0437</b>	LW49040	<b>04-0820</b>	LW60287	<b>04-0214</b>	LW60654	<b>04-0517</b>	LW62091	<b>04-0913</b>
LW31541	<b>04-0438</b>	LW50000	<b>04-0677</b>	LW60288	<b>04-0215</b>	LW60655	<b>04-0322</b>	LW62092	<b>04-0912</b>
LW31542	<b>04-0437</b>	LW50001	<b>04-0303</b>	LW60289	<b>04-0211</b>	LW60656	<b>04-0472</b>	LW62093	<b>04-0896</b>
LW31746	<b>04-0438</b>	LW50002	<b>04-0297</b>	LW60290	<b>04-0212</b>	LW60657	<b>04-0489</b>	LW62094	<b>04-0804</b>
LW31747	<b>04-0437</b>	LW50003	<b>04-0300</b>	LW60291	<b>04-0266</b>	LW60658	<b>04-0553</b>	LW62095	<b>04-0802</b>
LW31770	<b>04-0649</b>	LW50004	<b>04-0443</b>	LW60292	<b>04-0132</b>	LW60659	<b>04-0506</b>	LW62099	<b>04-0778</b>
LW31771	<b>04-0660</b>	LW50005	<b>04-0185</b>	LW60293	<b>04-0192</b>	LW60660	<b>04-0503</b>	LW62099	<b>04-0983</b>
LW31841	<b>04-0675</b>	LW50006	<b>04-0155</b>	LW60294	<b>04-0193</b>	LW60661	<b>04-0465</b>	LW62100	<b>04-0891</b>
LW33049	<b>04-0037</b>	LW50007	<b>04-0301</b>	LW60295	<b>04-0447</b>	LW60662	<b>04-0466</b>	LW62101	<b>04-0843</b>
LW33476	<b>04-0038</b>	LW50008	<b>04-0298</b>	LW60296	<b>04-0446</b>	LW60663	<b>04-0265</b>	LW62109	<b>04-0817</b>
LW34185	<b>04-0337</b>	LW50009	<b>04-0296</b>	LW60298	<b>04-0385</b>	LW60666	<b>04-0375</b>	LW62110	<b>04-0823</b>
LW34374	<b>04-0234</b>	LW50010	<b>04-0434</b>	LW60299	<b>04-0386</b>	LW60667	<b>04-0740</b>	LW62111	<b>04-0816</b>
LW34536	<b>04-0125</b>	LW50029	<b>04-0058</b>	LW60300	<b>04-0383</b>	LW60668	<b>04-0372</b>	LW62112	<b>04-0863</b>
LW34537	<b>04-0126</b>	LW50030	<b>04-0155</b>	LW60301	<b>04-0384</b>	LW60669	<b>04-0751</b>	LW62113	<b>04-0864</b>
LW34597	<b>04-0127</b>	LW50032	<b>04-0155</b>	LW60302	<b>04-0218</b>	LW60670	<b>04-0504</b>	LW62117	<b>04-0932</b>
LW35855	<b>04-0233</b>	LW50033	<b>04-0186</b>	LW60303	<b>04-0264</b>	LW60696	<b>04-0689</b>	LW62118	<b>04-0853</b>
LW36020	<b>04-0250</b>	LW50034	<b>04-0186</b>	LW60303	<b>04-0092</b>	LW60697	<b>04-0688</b>	LW62121	<b>04-0846</b>
LW36029	<b>04-0604</b>	LW50040	<b>04-0299</b>	LW60305	<b>04-0375</b>	LW60809	<b>04-0662</b>	LW62122	<b>04-0826</b>
LW36030	<b>04-0606</b>	LW50045	<b>04-0056</b>	LW60306	<b>04-0485</b>	LW60822	<b>04-0554</b>	LW62124	<b>04-0845</b>
LW36031	<b>04-0605</b>	LW50046	<b>04-0057</b>	LW60307	<b>04-0396</b>	LW60831	<b>04-0678</b>	LW62125	<b>04-0844</b>
LW36165	<b>04-0115</b>	LW50047	<b>04-0046</b>	LW60310	<b>04-0378</b>	LW60834	<b>04-0624</b>	LW70003	<b>04-0005</b>
LW36166	<b>04-0356</b>	LW50065	<b>04-0291</b>	LW60311	<b>04-0376</b>	LW60835	<b>04-0625</b>	LW70004	<b>04-0050</b>
LW36167	<b>04-0354</b>	LW50078	<b>04-0749</b>	LW60312	<b>04-0374</b>	LW60841	<b>04-0487</b>	LW70005	<b>04-0006</b>
LW37337	<b>04-0594</b>	LW50082	<b>04-0760</b>	LW60313	<b>04-0373</b>	LW60869	<b>04-0776</b>	LW70006	<b>04-0072</b>
LW37493	<b>04-0087</b>	LW50084	<b>04-0870</b>	LW60314	<b>04-0377</b>	LW60877	<b>04-0786</b>	LW70011	<b>04-0156</b>
LW37515	<b>04-0049</b>	LW60002	<b>04-0667</b>	LW60316	<b>04-0091</b>	LW60878	<b>04-0507</b>	LW70019	<b>04-0009</b>
LW37521	<b>04-0354</b>	LW60007	<b>04-0884</b>	LW60317	<b>04-0090</b>	LW61000	<b>04-0622</b>	LW70021	<b>04-0084</b>
LW37523	<b>04-0390</b>	LW60011	<b>04-0663</b>	LW60318	<b>04-0468</b>	LW61001	<b>04-0623</b>	LW70024	<b>04-0073</b>
LW37523	<b>04-0115</b>	LW60096	<b>04-0094</b>	LW60319	<b>04-0492</b>	LW61019	<b>04-0514</b>	LW70025	<b>04-0183</b>
LW37551	<b>04-0076</b>	LW60097	<b>04-0093</b>	LW60320	<b>04-0451</b>	LW61025	<b>04-0473</b>	LW70028	<b>04-0066</b>
LW37871	<b>04-0232</b>	LW60098	<b>04-0094</b>	LW60321	<b>04-0450</b>	LW61034	<b>04-0624</b>	LW70029	<b>04-0161</b>
LW38608	<b>04-0128</b>	LW60102	<b>04-0179</b>	LW60322	<b>04-0467</b>	LW61035	<b>04-0625</b>	LW70029	<b>04-0425</b>
LW38676	<b>04-0086</b>	LW60103	<b>04-0199</b>	LW60323	<b>04-0341</b>	LW61041	<b>04-0762</b>	LW70035	<b>04-0007</b>
LW38812	<b>04-0306</b>	LW60104	<b>04-0203</b>	LW60324	<b>04-0339</b>	LW61042	<b>04-0761</b>	LW70036	<b>04-0078</b>
LW38928	<b>04-0154</b>	LW60105	<b>04-0205</b>	LW60325	<b>04-0342</b>	LW61043	<b>04-0785</b>	LW70037	<b>04-0008</b>
LW38929	<b>04-0153</b>	LW60106	<b>04-0095</b>	LW60326	<b>04-0340</b>	LW61063	<b>04-0769</b>	LW70059	<b>04-0065</b>
LW39034	<b>04-0708</b>	LW60107	<b>04-0206</b>	LW60327	<b>04-0389</b>	LW61064	<b>04-0658</b>	LW70064	<b>04-0184</b>
LW39035	<b>04-0707</b>	LW60108	<b>04-0322</b>	LW60328	<b>04-0338</b>	LW61065	<b>04-0659</b>	LW70082	<b>04-0254</b>
LW39036	<b>04-0704</b>	LW60109	<b>04-0200</b>	LW60329	<b>04-0277</b>	LW61083	<b>04-0769</b>	LW70083	<b>04-0252</b>
LW39052	<b>04-0438</b>	LW60110	<b>04-0486</b>	LW60330	<b>04-0511</b>	LW61115	<b>04-0931</b>	LW70084	<b>04-0253</b>
LW39053	<b>04-0437</b>	LW60111	<b>04-0487</b>	LW60331	<b>04-0204</b>	LW61125	<b>04-0670</b>	LW70085	<b>04-0013</b>
LW39171	<b>04-0085</b>	LW60111	<b>04-0556</b>	LW60333	<b>04-0494</b>	LW61156	<b>04-0664</b>	LW70087	<b>04-0025</b>
LW39174	<b>04-0794</b>	LW60112	<b>04-0530</b>	LW60335	<b>04-0533</b>	LW61157	<b>04-0665</b>	LW70088	<b>04-0016</b>
LW39175	<b>04-0748</b>	LW60113	<b>04-0532</b>	LW60340	<b>04-0529</b>	LW61165	<b>04-0670</b>	LW70090	<b>04-0002</b>
LW39176	<b>04-0809</b>	LW60114	<b>04-0493</b>	LW60341	<b>04-0687</b>	LW61166	<b>04-0671</b>	LW70091	<b>04-0001</b>
LW39177	<b>04-0810</b>	LW60115	<b>04-0207</b>	LW60345	<b>04-0194</b>	LW61282	<b>04-0808</b>	LW70092	<b>04-0003</b>
LW39178	<b>04-0744</b>	LW60116	<b>04-0208</b>	LW60346	<b>04-0502</b>	LW61285	<b>04-0516</b>	LW70093	<b>04-0010</b>
LW39179	<b>04-0763</b>	LW60119	<b>04-0209</b>	LW60347	<b>04-0475</b>	LW62013	<b>04-0656</b>	LW70094	<b>04-0433</b>
LW39181	<b>04-0887</b>	LW60120	<b>04-0210</b>	LW60348	<b>04-0474</b>	LW62014	<b>04-0657</b>	LW70095	<b>04-0282</b>
LW39185	<b>04-0827</b>	LW60130	<b>04-0063</b>	LW60349	<b>04-0380</b>	LW62015	<b>04-0883</b>	LW70102	<b>04-0012</b>
LW40001	<b>04-0607</b>	LW60131	<b>04-0064</b>	LW60350	<b>04-0382</b>	LW62019	<b>04-0515</b>	LW70103	<b>04-0402</b>
LW40011	<b>04-0598</b>	LW60148	<b>04-0270</b>	LW60351	<b>04-0381</b>	LW62020	<b>04-0691</b>	LW70104	<b>04-0401</b>
LW40601	<b>04-0560</b>	LW60149	<b>04-0269</b>	LW60352	<b>04-0482</b>	LW62021	<b>04-0666</b>	LW70105	<b>04-0406</b>
LW40611	<b>04-0457</b>	LW60161	<b>04-0216</b>	LW60354	<b>04-0490</b>	LW62022	<b>04-0866</b>	LW70106	<b>04-0024</b>
LW40612	<b>04-0594</b>	LW60169	<b>04-0217</b>	LW60355	<b>04-0512</b>	LW62025	<b>04-0669</b>	LW70107	<b>04-0413</b>
LW40812	<b>04-0116</b>	LW60174	<b>04-0268</b>	LW60357	<b>04-0366</b>	LW62026	<b>04-0668</b>	LW70108	<b>04-0407</b>
LW40819	<b>04-0653</b>	LW60175	<b>04-0267</b>	LW60372	<b>04-0369</b>	LW62027	<b>04-0889</b>	LW70109	<b>04-0030</b>
LW41112	<b>04-0278</b>	LW60262	<b>04-0062</b>	LW60373	<b>04-0368</b>	LW62028	<b>04-0888</b>	LW70110	<b>04-0410</b>

Ad. OE	METELLI ref.	Ad. OE	METELLI ref.	Ad. OE	METELLI ref.	Ad. OE	METELLI ref.	Ad. OE	METELLI ref.
<b>DELPHI</b>		LW90058	<b>04-0871</b>	H1997001	<b>05-0155</b>	H20907301	<b>05-0092</b>	H2293501	<b>05-0137</b>
		LW90059	<b>04-0963</b>	H1997002	<b>05-0076</b>	H20907901	<b>05-0296</b>	H2293801	<b>05-0134</b>
		LW90064	<b>04-0805</b>	H1997003	<b>05-0075</b>	H20908001	<b>05-0420</b>	H2293901	<b>05-0167</b>
LW70140	<b>04-0595</b>	LW90065	<b>04-0895</b>	H1997401	<b>05-0074</b>	H20908101	<b>05-0416</b>	H2293902	<b>05-0168</b>
LW70144	<b>04-0184</b>			H1997402	<b>05-0073</b>	H20908201	<b>05-0388</b>	H2294301	<b>05-0046</b>
LW70150	<b>04-0420</b>			H1997501	<b>05-0061</b>	H20908301	<b>05-0319</b>	H2294701	<b>05-0096</b>
LW70151	<b>04-0580</b>	<b>FTE</b>		H1997502	<b>05-0191</b>	H20908401	<b>05-0357</b>	H2294702	<b>05-0163</b>
LW70166	<b>04-0409</b>			H1997601	<b>05-0080</b>	H20909421	<b>05-0289</b>	H2294805	<b>05-0302</b>
LW70174	<b>04-0014</b>			H1997701	<b>05-0072</b>	H20909531	<b>05-0396</b>	H2294805	<b>05-0208</b>
LW70175	<b>04-0013</b>	BKR1006	<b>09-0006</b>	H1997803	<b>05-0083</b>	H20909631	<b>05-0397</b>	H2294805	<b>05-0196</b>
LW70176	<b>04-0017</b>	BKR1007	<b>09-0012</b>	H1997803	<b>05-0115</b>	H20909731	<b>05-0422</b>	H2294808	<b>05-0208</b>
LW70178	<b>04-0404</b>	BKR1008	<b>09-0005</b>	H1997804	<b>05-0115</b>	H20909831	<b>05-0768</b>	H2294901	<b>05-0130</b>
LW70181	<b>04-0408</b>	BKR1009	<b>09-0009</b>	H1997804	<b>05-0083</b>	H20909931	<b>05-0553</b>	H2295500	<b>05-0189</b>
LW70182	<b>04-0405</b>	BKR1011	<b>09-0008</b>	H1997901	<b>05-0078</b>	H20910121	<b>05-0480</b>	H2295501	<b>05-0189</b>
LW70192	<b>04-0646</b>	FH190111	<b>05-0002</b>	H1998411	<b>05-0023</b>	H20911021	<b>05-0525</b>	H2295601	<b>05-0254</b>
LW70226	<b>04-0612</b>	FH190610	<b>05-0015</b>	H1998501	<b>05-0024</b>	H20911121	<b>05-0524</b>	H2296101	<b>05-0489</b>
LW70317	<b>04-0676</b>	FH190711	<b>05-0015</b>	H1998502	<b>05-0024</b>	H20911221	<b>05-0523</b>	H2296201	<b>05-0170</b>
LW70330	<b>04-0652</b>	FH190911	<b>05-0001</b>	H1998711	<b>05-0025</b>	H20911321	<b>05-0216</b>	H2296301	<b>05-0173</b>
LW70336	<b>04-0613</b>	FH190912	<b>05-0010</b>	H1998712	<b>05-0028</b>	H20911571	<b>05-0497</b>	H2296501	<b>05-0230</b>
LW70338	<b>04-0156</b>	FH1990201	<b>05-0008</b>	H1998901	<b>05-0024</b>	H20911621	<b>05-0300</b>	H2296601	<b>05-0229</b>
LW70339	<b>04-0644</b>	FH1990201	<b>05-0063</b>	H1999101	<b>05-0150</b>	H20911821	<b>05-0709</b>	H2296901	<b>05-0220</b>
LW70340	<b>04-0412</b>	FH1990202	<b>05-0064</b>	H1999201	<b>05-0231</b>	H20911921	<b>05-0708</b>	H2297001	<b>05-0246</b>
LW70342	<b>04-0156</b>	FH1990203	<b>05-0063</b>	H1999801	<b>05-0266</b>	H20912371	<b>05-0697</b>	H2297201	<b>05-0417</b>
LW70343	<b>04-0642</b>	FH1990204	<b>05-0009</b>	H2079100	<b>05-0148</b>	H20912421	<b>05-0760</b>	H2297301	<b>05-0258</b>
LW80002	<b>04-0114</b>	FH1990301	<b>05-0062</b>	H2087001	<b>05-0382</b>	H20912521	<b>05-0760</b>	H2297401	<b>05-0198</b>
LW80014	<b>04-0680</b>	FH1990313	<b>05-0014</b>	H2087181	<b>05-0575</b>	H20912621	<b>05-0507</b>	H2297501	<b>05-0206</b>
LW80016	<b>04-0619</b>	FH1990401	<b>05-0020</b>	H2087281	<b>05-0576</b>	H20912721	<b>05-0507</b>	H2297501	<b>05-0233</b>
LW80017	<b>04-0743</b>	FH1990402	<b>05-0020</b>	H2087571	<b>05-0628</b>	H20912821	<b>05-0760</b>	H2297601	<b>05-0492</b>
LW80100	<b>04-0759</b>	FH1990402	<b>05-0004</b>	H2087631	<b>05-0627</b>	H20938121	<b>05-0041</b>	H2298101	<b>05-0241</b>
LW80101	<b>04-0758</b>	FH1990403	<b>05-0004</b>	H20900301	<b>05-0179</b>	H2093851	<b>05-0040</b>	H2298201	<b>05-0238</b>
LW80102	<b>04-0705</b>	FH1990413	<b>05-0004</b>	H20900401	<b>05-0045</b>	H2093853	<b>05-0041</b>	H2298301	<b>05-0381</b>
LW80104	<b>04-0753</b>	FH1990511	<b>05-0005</b>	H20900701	<b>05-0117</b>	H20939121	<b>05-0043</b>	H2298901	<b>05-0161</b>
LW80105	<b>04-0893</b>	FH1990511	<b>05-0021</b>	H20900702	<b>05-0187</b>	H2093951	<b>05-0042</b>	H2299601	<b>05-0359</b>
LW80106	<b>04-0746</b>	FH1990512	<b>05-0065</b>	H20900801	<b>05-0118</b>	H2094651	<b>05-0041</b>	H2299701	<b>05-0387</b>
LW80107	<b>04-0745</b>	FH1990513	<b>05-0049</b>	H20901001	<b>05-0038</b>	H2095105	<b>05-0113</b>	H2299801	<b>05-0294</b>
LW80108	<b>04-0792</b>	FH1990513	<b>05-0006</b>	H20901101	<b>05-0094</b>	H2097201	<b>05-0085</b>	H2299801	<b>05-0293</b>
LW80109	<b>04-0795</b>	FH1990513	<b>05-0005</b>	H20901201	<b>05-0069</b>	H2097501	<b>05-0095</b>	H2299901	<b>05-0297</b>
LW80112	<b>04-0700</b>	FH1990514	<b>05-0019</b>	H20901401	<b>05-0071</b>	H2097901	<b>05-0194</b>	H2385201	<b>05-0138</b>
LW80113	<b>04-0801</b>	FH1990611	<b>05-0014</b>	H20901501	<b>05-0070</b>	H2098602	<b>05-0039</b>	H23900181	<b>05-0295</b>
LW80114	<b>04-0814</b>	FH1990612	<b>05-0022</b>	H20901701	<b>05-0178</b>	H2098603	<b>05-0039</b>	H23900281	<b>05-0577</b>
LW80115	<b>04-0815</b>	FH1990701	<b>05-0009</b>	H20901801	<b>05-0079</b>	H2098605	<b>05-0044</b>	H23900381	<b>05-0325</b>
LW80116	<b>04-0706</b>	FH1990703	<b>05-0053</b>	H20901901	<b>05-0084</b>	H2098605	<b>05-0059</b>	H23900481	<b>05-0411</b>
LW80117	<b>04-0789</b>	FK1940A1	<b>54-0005</b>	H20902001	<b>05-0135</b>	H2098605	<b>05-0087</b>	H23900581	<b>05-0385</b>
LW80118	<b>04-0790</b>	FR1540B1	<b>04-0006</b>	H20902101	<b>05-0205</b>	H2098851	<b>05-0204</b>	H23900681	<b>05-0418</b>
LW80119	<b>04-0787</b>	FR1540C1	<b>04-0073</b>	H20902201	<b>05-0067</b>	H2098901	<b>05-0136</b>	H23900781	<b>05-0412</b>
LW80120	<b>04-0788</b>	FR1740A1	<b>04-0066</b>	H20902301	<b>05-0126</b>	H2099102	<b>05-0202</b>	H23900881	<b>05-0379</b>
LW80122	<b>04-0618</b>	FR1940D1	<b>04-0072</b>	H20902501	<b>05-0188</b>	H22900081	<b>05-0326</b>	H23900901	<b>05-0599</b>
LW80125	<b>04-0829</b>	FR1940E1	<b>04-0008</b>	H20902601	<b>05-0186</b>	H22900181	<b>05-0323</b>	H23901001	<b>05-0490</b>
LW90001	<b>04-0196</b>	FR1940F1	<b>04-0002</b>	H20902701	<b>05-0183</b>	H22900281	<b>05-0348</b>	H23901101	<b>05-0491</b>
LW90002	<b>04-0281</b>	FR2240C1	<b>04-0003</b>	H20903101	<b>05-0181</b>	H22900381	<b>05-0390</b>	H23901201	<b>05-0536</b>
LW90005	<b>04-0289</b>	FR2240D1	<b>04-0001</b>	H20903201	<b>05-0184</b>	H22900481	<b>05-0327</b>	H23901301	<b>05-0313</b>
LW90006	<b>04-0290</b>	FR2243B1	<b>04-0009</b>	H20903401	<b>05-0193</b>	H22901271	<b>05-0597</b>	H23901401	<b>05-0640</b>
LW90007	<b>04-0287</b>	FR2243B1	<b>04-0084</b>	H20903501	<b>05-0205</b>	H22901331	<b>05-0310</b>	H23902431	<b>05-0544</b>
LW90007	<b>04-0288</b>	FR2243C1	<b>04-0283</b>	H20903802	<b>05-0538</b>	H22901521	<b>05-0456</b>	H23902731	<b>05-0625</b>
LW90008	<b>04-0288</b>	FR2340B1	<b>04-0050</b>	H20903901	<b>05-0184</b>	H22901621	<b>05-0290</b>	H23902831	<b>05-0462</b>
LW90009	<b>04-0273</b>	FR2340C1	<b>04-0005</b>	H20904001	<b>05-0181</b>	H22901931	<b>05-0437</b>	H23902971	<b>05-0522</b>
LW90010	<b>04-0274</b>	FR2840D1	<b>04-0010</b>	H20904206	<b>05-0207</b>	H22902031	<b>05-0423</b>	H23903071	<b>05-0522</b>
LW90011	<b>04-0275</b>	FR2840F1	<b>04-0007</b>	H20904206	<b>05-0277</b>	H22902331	<b>05-0457</b>	H23903071	<b>05-0550</b>
LW90012	<b>04-0276</b>	H1585401	<b>05-0047</b>	H20904206	<b>05-0142</b>	H22902431	<b>05-0459</b>	H23903271	<b>05-0617</b>
LW90013	<b>04-0272</b>	H1585501	<b>05-0048</b>	H20904206	<b>05-0044</b>	H22902571	<b>05-0534</b>	H23903531	<b>05-0568</b>
LW90014	<b>04-0271</b>	H1785401	<b>05-0175</b>	H20904207	<b>05-0125</b>	H22902671	<b>05-0721</b>	H23903621	<b>05-0468</b>
LW90015	<b>04-0535</b>	H1792701	<b>05-0081</b>	H20904208	<b>05-0044</b>	H22902671	<b>05-0535</b>	H23903721	<b>05-0556</b>
LW90016	<b>04-0536</b>	H1908501	<b>05-0037</b>	H20904301	<b>05-0180</b>	H22902771	<b>05-0540</b>	H23903971	<b>05-0572</b>
LW90017	<b>04-0539</b>	H1975601	<b>05-0034</b>	H20904601	<b>05-0190</b>	H22902871	<b>05-0118</b>	H23904121	<b>05-0538</b>
LW90018	<b>04-0540</b>	H1976401	<b>05-0035</b>	H20905001	<b>05-0066</b>	H22902931	<b>05-0614</b>	H23904271	<b>05-0539</b>
LW90021	<b>04-0865</b>	H1986401	<b>05-0174</b>	H20905401	<b>05-0224</b>	H22903031	<b>05-0483</b>	H23906021	<b>05-0301</b>
LW90042	<b>04-0902</b>	H1986501	<b>05-0177</b>	H20905501	<b>05-0149</b>	H22903421	<b>05-0672</b>	H23932121	<b>05-0203</b>
LW90044	<b>04-0812</b>	H1986801	<b>05-0176</b>	H20905601	<b>05-0156</b>	H22903571	<b>05-0498</b>	H2394401	<b>05-0169</b>
LW90045	<b>04-0914</b>	H1987701	<b>05-0197</b>	H20905701	<b>05-0226</b>	H22903821	<b>05-0219</b>	H2394501	<b>05-0159</b>
LW90049	<b>04-0298</b>	H1987801	<b>05-0255</b>	H20905801	<b>05-0242</b>	H22904631	<b>05-0403</b>	H2395401	<b>05-0164</b>
LW90050	<b>04-0849</b>	H1988001	<b>05-0621</b>	H20905801	<b>05-0232</b>	H22905071	<b>05-0511</b>	H2395801	<b>05-0259</b>
LW90051	<b>04-0939</b>	H1988201	<b>05-0619</b>	H20905801	<b>05-0146</b>	H22905171	<b>05-0336</b>	H2395901	<b>05-0247</b>
LW90052	<b>04-0811</b>	H1988881	<b>05-0622</b>	H20906201	<b>05-0401</b>	H22905271	<b>05-0336</b>	H2396201	<b>05-0165</b>
LW90053	<b>04-0868</b>	H1988981	<b>05-0624</b>	H20906701	<b>05-0356</b>	H22905321	<b>05-0336</b>	H2396301	<b>05-0171</b>
LW90054	<b>04-0910</b>	H1989081	<b>05-0623</b>	H20906801	<b>05-0360</b>	H22905771	<b>05-0482</b>	H2396401	<b>05-0172</b>
LW90055	<b>04-0911</b>	H1995501	<b>05-0072</b>	H20906801	<b>05-0245</b>	H2291500	<b>05-0058</b>	H2396501	<b>05-0270</b>
LW90056	<b>04-0872</b>	H1996401	<b>05-0036</b>	H20907001	<b>05-0404</b>	H2292901	<b>05-0127</b>	H2396701	<b>05-0280</b>
LW90057	<b>04-0875</b>	H1996601	<b>05-0077</b>	H20907101	<b>05-0493</b>	H2293301	<b>05-0097</b>	H2396901	<b>05-0308</b>

Ad. OE	METELLI ref.	Ad. OE	METELLI ref.	Ad. OE	METELLI ref.	Ad. OE	METELLI ref.	Ad. OE	METELLI ref.
<b>FTE</b>		KG1503604	<b>55-0054</b>	KN20016D1	<b>54-0057</b>	R17011K1	<b>04-0060</b>	R19030A1	<b>04-0138</b>
		KG1503701	<b>55-0057</b>	KN20017C1	<b>54-0058</b>	R17014A1	<b>04-0070</b>	R19031A1	<b>04-0354</b>
		KG1504004	<b>55-0048</b>	KN2001932	<b>54-0059</b>	R17015A1	<b>04-0071</b>	R19031C1	<b>04-0076</b>
H2397001	<b>05-0610</b>	KG1504005	<b>55-0049</b>	KN2002521	<b>54-0060</b>	R17016B1	<b>04-0086</b>	R19031E1	<b>04-0076</b>
H2397301	<b>05-0582</b>	KG1504006	<b>55-0047</b>	KN2002621	<b>54-0061</b>	R17017B1	<b>04-0150</b>	R19031F1	<b>04-0354</b>
H2397501	<b>05-0367</b>	KG1504044	<b>55-0070</b>	KN2095A1	<b>54-0013</b>	R17018B1	<b>04-0155</b>	R19031F1	<b>04-0831</b>
H2397601	<b>05-0260</b>	KG1504047	<b>55-0049</b>	KN2096A1	<b>54-0013</b>	R17018D1	<b>04-0155</b>	R19031F1	<b>04-0656</b>
H2397801	<b>05-0240</b>	KG1504101	<b>55-0072</b>	KN2097A1	<b>54-0013</b>	R17019B1	<b>04-0083</b>	R19033A1	<b>04-0434</b>
H2397901	<b>05-0237</b>	KG1504702	<b>55-0073</b>	KN2097B1	<b>54-0013</b>	R17020A1	<b>04-0175</b>	R19033D1	<b>04-0434</b>
H2398001	<b>05-0377</b>	KG1504801	<b>55-0074</b>	KN2205031	<b>54-0053</b>	R17021A1	<b>04-0176</b>	R19033E1	<b>04-0434</b>
H2398002	<b>05-0377</b>	KG1505241	<b>55-0075</b>	KN2205032	<b>54-0053</b>	R17022A1	<b>04-0314</b>	R19035A1	<b>04-0075</b>
H2398201	<b>05-0253</b>	KG1506549	<b>55-0076</b>	KN22057B1	<b>54-0066</b>	R17023A1	<b>04-0315</b>	R19035B1	<b>04-0075</b>
H2398301	<b>05-0223</b>	KG1507971	<b>55-0077</b>	KN2206231	<b>54-0048</b>	R17024B1	<b>04-0296</b>	R19035C1	<b>04-0185</b>
H2398401	<b>05-0252</b>	KG1900017	<b>55-0022</b>	KN2206232	<b>54-0048</b>	R17025A1	<b>04-0231</b>	R19035D1	<b>04-0185</b>
H2398501	<b>05-0222</b>	KG190061311	<b>55-0016</b>	KN2206233	<b>54-0048</b>	R17027B1	<b>04-0443</b>	R19035D1	<b>04-0075</b>
H2398601	<b>05-0441</b>	KG19002201	<b>55-0023</b>	KN22066A1	<b>54-0049</b>	R17028B1	<b>04-0300</b>	R19038C1	<b>04-0349</b>
H2398701	<b>05-0372</b>	KG19003611	<b>55-0033</b>	KN22069A1	<b>54-0050</b>	R17029A1	<b>04-0608</b>	R19042B1	<b>04-0139</b>
H2398801	<b>05-0311</b>	KG19004407	<b>55-0078</b>	KN2207144	<b>54-0062</b>	R17030A1	<b>04-0350</b>	R19043B1	<b>04-0081</b>
H2398901	<b>05-0398</b>	KG19004449	<b>55-0079</b>	KN2208341	<b>54-0063</b>	R17031A1	<b>04-0254</b>	R19045D1	<b>04-0297</b>
H2399001	<b>05-0355</b>	KG190067010	<b>55-0080</b>	KN23017A1	<b>54-0016</b>	R17032A1	<b>04-0161</b>	R19049A1	<b>04-0426</b>
H2399101	<b>05-0361</b>	KG19005011	<b>55-0032</b>	KN23021E1	<b>54-0025</b>	R17032A1	<b>04-0425</b>	R19050A1	<b>04-0415</b>
H2399301	<b>05-0358</b>	KG19005401	<b>55-0081</b>	KN23027C1	<b>54-0026</b>	R17035A1	<b>04-0674</b>	R19051A1	<b>04-0347</b>
H2399401	<b>05-0386</b>	KG19005602	<b>55-0082</b>	KN23029C1	<b>54-0064</b>	R17036A1	<b>04-0746</b>	R19051B1	<b>04-0347</b>
H2399601	<b>05-0298</b>	KG190062010	<b>55-0083</b>	KN23032A1	<b>54-0065</b>	R17036A1	<b>04-0960</b>	R19052A1	<b>04-0348</b>
H2399701	<b>05-0299</b>	KG190062014	<b>55-0084</b>	KN2309D1	<b>54-0018</b>	R17037A1	<b>04-0247</b>	R19052B1	<b>04-0348</b>
H2399801	<b>05-0486</b>	KG19006209	<b>55-0062</b>	KN2396B1	<b>54-0016</b>	R17042A1	<b>04-0744</b>	R19053A1	<b>04-0114</b>
H2399981	<b>05-0362</b>	KG19006403	<b>55-0050</b>	KN2398B1	<b>54-0017</b>	R17043A1	<b>04-0703</b>	R19054A1	<b>04-0156</b>
H2579283	<b>05-0106</b>	KG19006611	<b>55-0005</b>	KN25039A1	<b>54-0008</b>	R1704481	<b>04-0663</b>	R19054A1	<b>04-0279</b>
H2591201	<b>05-0389</b>	KG19007547	<b>55-0085</b>	KN25040A1	<b>54-0009</b>	R1704721	<b>04-0464</b>	R19055B1	<b>04-0301</b>
H2592101	<b>05-0110</b>	KG19007701	<b>55-0051</b>	KN25047A1	<b>54-0023</b>	R1705621	<b>04-0270</b>	R19056A1	<b>04-0343</b>
H2592201	<b>05-0275</b>	KG190077412	<b>55-0051</b>	KN25048A1	<b>54-0023</b>	R1705721	<b>04-0269</b>	R19057A1	<b>04-0344</b>
H2593101	<b>05-0239</b>	KG190077412	<b>05-0051</b>	KN25048A1	<b>54-0024</b>	R1705821	<b>04-0818</b>	R19059B1	<b>04-0298</b>
H2593201	<b>05-0236</b>	KG190077415	<b>55-0086</b>	KN28010A1	<b>54-0019</b>	R1705921	<b>04-0819</b>	R19061A1	<b>04-0253</b>
H2593601	<b>05-0517</b>	KG190077416	<b>55-0087</b>	KN28011A1	<b>54-0020</b>	R1706021	<b>04-0890</b>	R19062A1	<b>04-0429</b>
H2593701	<b>05-0561</b>	KG19007801	<b>55-0056</b>	KN28012A1	<b>54-0021</b>	R1706121	<b>04-0886</b>	R19063A1	<b>04-0430</b>
H2593901	<b>05-0240</b>	KG19008001	<b>55-0055</b>	KN28016B1	<b>54-0022</b>	R1706221	<b>04-0805</b>	R19064A1	<b>04-0567</b>
H2593901	<b>05-0239</b>	KG190089410	<b>55-0088</b>	KN38014A1	<b>54-0012</b>	R1706321	<b>04-0895</b>	R19065A1	<b>04-0568</b>
H2594001	<b>05-0314</b>	KG19008949	<b>55-0089</b>	KN3809K1	<b>54-0006</b>	R1706421	<b>04-0198</b>	R19066A1	<b>04-0429</b>
H2594181	<b>05-0402</b>	KG19009201	<b>55-0027</b>	R14011B1	<b>04-0186</b>	R1706421	<b>04-0189</b>	R19067A1	<b>04-0430</b>
H2594281	<b>05-0368</b>	KG19009301	<b>55-0090</b>	R14011D1	<b>04-0186</b>	R1706521	<b>04-0767</b>	R19068A1	<b>04-0371</b>
H2594481	<b>05-0446</b>	KG19009401	<b>55-0091</b>	R14012B1	<b>04-0299</b>	R1706671	<b>04-0622</b>	R19070A1	<b>04-0642</b>
H2594581	<b>05-0481</b>	KG19009501	<b>55-0059</b>	R14013A1	<b>04-0597</b>	R1706771	<b>04-0623</b>	R19071A1	<b>04-0599</b>
H2594681	<b>05-0440</b>	KG19009601	<b>55-0063</b>	R1408B1	<b>04-0116</b>	R1706821	<b>04-0957</b>	R19072A1	<b>04-0600</b>
H2594801	<b>05-0606</b>	KG19010501	<b>55-0092</b>	R1408C1	<b>04-0116</b>	R1706931	<b>04-0983</b>	R19073A1	<b>04-0351</b>
H2594901	<b>05-0607</b>	KG19010744	<b>55-0093</b>	R1408J1	<b>04-0116</b>	R1706931	<b>04-0778</b>	R19074A1	<b>04-0649</b>
H25950.0.1	<b>05-0604</b>	KG19011941	<b>55-0094</b>	R15013B1	<b>04-0226</b>	R1707031	<b>04-0778</b>	R19075A1	<b>04-0579</b>
H2595101	<b>05-0451</b>	KG19012301	<b>55-0095</b>	R15013G1	<b>04-0226</b>	R1707121	<b>04-0769</b>	R19079A1	<b>04-0679</b>
H25952.0.1	<b>05-0605</b>	KG19012501	<b>55-0096</b>	R15016A1	<b>04-0581</b>	R1707221	<b>04-0816</b>	R19079A1	<b>04-0349</b>
H25953331	<b>05-0642</b>	KG19013441	<b>55-0097</b>	R15016B1	<b>04-0581</b>	R1707331	<b>04-0939</b>	R19082A1	<b>04-0677</b>
H2595431	<b>05-0641</b>	KG19013921	<b>55-0041</b>	R15017A1	<b>04-0068</b>	R17107A1	<b>04-0233</b>	R19083A1	<b>04-0619</b>
H2595731	<b>05-0414</b>	KG19014021	<b>55-0067</b>	R15017B1	<b>04-0068</b>	R17108A1	<b>04-0037</b>	R19085A1	<b>04-0849</b>
H2595831	<b>05-0439</b>	KG1905511	<b>55-0022</b>	R15025A1	<b>04-0183</b>	R1791C1	<b>04-0048</b>	R19086A1	<b>04-0753</b>
H2595921	<b>05-0473</b>	KG1907513	<b>55-0020</b>	R15026A1	<b>04-0598</b>	R1791D1	<b>04-0324</b>	R19087A1	<b>04-0680</b>
H2596131	<b>05-0415</b>	KG1907814	<b>55-0020</b>	R15027A1	<b>04-0252</b>	R1791J1	<b>04-0324</b>	R19088A1	<b>04-0683</b>
H2596231	<b>05-0613</b>	KG1908415	<b>55-0038</b>	R15029A1	<b>04-0230</b>	R1795A1	<b>04-0061</b>	R19089A1	<b>04-0745</b>
H2596331	<b>05-0458</b>	KG1909714	<b>55-0023</b>	R1502P1	<b>04-0106</b>	R1796A1	<b>04-0417</b>	R1908F1	<b>04-0045</b>
H2596431	<b>05-0554</b>	KG1909716	<b>55-0023</b>	R15030A1	<b>04-0369</b>	R1798A1	<b>04-0317</b>	R19094A1	<b>04-0792</b>
H2596531	<b>05-0766</b>	KG19700111	<b>55-0013</b>	R15031A1	<b>04-0368</b>	R19000321	<b>04-0893</b>	R19095A1	<b>04-0795</b>
H2596631	<b>05-0767</b>	KG19700301	<b>55-0024</b>	R15032A1	<b>04-0248</b>	R19000571	<b>04-0846</b>	R1909681	<b>04-0743</b>
H2596731	<b>05-0570</b>	KG1979911	<b>55-0012</b>	R15033A1	<b>04-0870</b>	R190006A2	<b>04-0809</b>	R1909781	<b>04-0708</b>
H2596831	<b>05-0569</b>	KG21979911	<b>55-0017</b>	R1503421	<b>04-0322</b>	R19001731	<b>04-0875</b>	R1909881	<b>04-0707</b>
H2596931	<b>05-0438</b>	KG21979911	<b>55-0012</b>	R1503821	<b>04-0883</b>	R19002231	<b>04-0875</b>	R19099A1	<b>04-0801</b>
H2598021	<b>05-0166</b>	KG25000901	<b>55-0019</b>	R1503921	<b>04-0884</b>	R19002331	<b>04-0669</b>	R19111B1	<b>04-0034</b>
H2598771	<b>05-0369</b>	KG310501	<b>55-0001</b>	R1504031	<b>04-0825</b>	R19002431	<b>04-0668</b>	R19112B1	<b>04-0036</b>
H269001	<b>05-0153</b>	KG310601	<b>55-0018</b>	R1504031	<b>04-0891</b>	R19002571	<b>04-0845</b>	R19112C1	<b>04-0036</b>
H26900231	<b>05-0733</b>	KG3107.0.1	<b>55-0045</b>	R1504121	<b>04-0514</b>	R19002671	<b>04-0844</b>	R19114A1	<b>04-0038</b>
H2691321	<b>05-0431</b>	KN19011A1	<b>54-0007</b>	R1504121	<b>04-0497</b>	R19002731	<b>04-0882</b>	R1998A1	<b>04-0109</b>
H2801101	<b>05-0152</b>	KN1901741	<b>54-0052</b>	R1590A1	<b>04-0416</b>	R19002821	<b>04-0794</b>	R200001A1	<b>04-0760</b>
H2892021	<b>05-0292</b>	KN19017B1	<b>54-0052</b>	R1593A1	<b>04-0058</b>	R19002921	<b>04-0462</b>	R200001A1	<b>04-0843</b>
H2892671	<b>05-0460</b>	KN1901841	<b>54-0051</b>	R1598A1	<b>04-0099</b>	R19003021	<b>04-0461</b>	R200002A1	<b>04-0865</b>
H3103801	<b>05-0151</b>	KN19018B1	<b>54-0051</b>	R1599A1	<b>04-0046</b>	R19003121	<b>04-0132</b>	R200004A1	<b>04-0648</b>
H330101	<b>05-0157</b>	KN19020A1	<b>54-0046</b>	R1599C1	<b>04-0046</b>	R19003271	<b>04-0905</b>	R200005A1	<b>04-0646</b>
KG1501114	<b>55-0060</b>	KN19020B1	<b>54-0046</b>	R17010A1	<b>04-0049</b>	R19003321	<b>04-0932</b>	R200006A1	<b>04-0438</b>
KG1501904	<b>55-0061</b>	KN19021A1	<b>54-0047</b>	R17010D1	<b>04-0049</b>	R19003721	<b>04-0931</b>	R200007A1	<b>04-0437</b>
KG1502101	<b>55-0052</b>	KN1902841	<b>54-0054</b>	R17010D1	<b>04-0806</b>	R19003821	<b>04-0298</b>	R200008A1	<b>04-0672</b>
KG1502102	<b>55-0053</b>	KN1902941	<b>54-0055</b>	R17010F1	<b>04-0086</b>	R19016A1	<b>04-0033</b>	R200009A1	<b>04-0673</b>
KG1503201	<b>55-0058</b>	KN1903041	<b>54-0056</b>	R17011B1	<b>04-0060</b>	R19025A1	<b>04-004</b>		





Ad. OE	METELLI ref.	Ad. OE	METELLI ref.	Ad. OE	METELLI ref.	Ad. OE	METELLI ref.	Ad. OE	METELLI ref.	
<b>FTE</b>		R20056B1	<b>04-0577</b>	R22042B1	<b>04-0054</b>	R2304921	<b>04-0665</b>	BWB111	<b>04-0226</b>	
		R20056B1	<b>04-0432</b>	R22044B1	<b>04-0088</b>	R2306A1	<b>04-0219</b>	BWB111A	<b>04-0598</b>	
		R20057A1	<b>04-0578</b>	R22044B1	<b>04-0180</b>	R2307A1	<b>04-0220</b>	BWB112	<b>04-0183</b>	
R200012A1	<b>04-0601</b>	R220057B1	<b>04-0578</b>	R22045A1	<b>04-0098</b>	R2308A1	<b>04-0152</b>	BWB113	<b>04-0131</b>	
R200013A1	<b>04-0704</b>	R220057B1	<b>04-0431</b>	R22046A1	<b>04-0097</b>	R2393A1	<b>04-0457</b>	BWB115	<b>04-0416</b>	
R200013A1	<b>04-0827</b>	R220058A1	<b>04-0589</b>	R22050C105	<b>04-0748</b>	R2396B1	<b>04-0278</b>	BWB116	<b>04-0058</b>	
R200014A1	<b>04-0690</b>	R220058B1	<b>04-0589</b>	R22053A1	<b>04-0147</b>	R25028A1	<b>04-0096</b>	BWB118	<b>04-0099</b>	
R20002581	<b>04-0764</b>	R220058B1	<b>04-0432</b>	R22054A1	<b>04-0146</b>	R2502H1	<b>04-0024</b>	BWB120	<b>04-0339</b>	
R20002831	<b>04-0949</b>	R220059A1	<b>04-0590</b>	R22059A1	<b>04-0102</b>	R25034A1	<b>04-0394</b>	BWB123	<b>04-0090</b>	
R20002831	<b>04-0937</b>	R220059B1	<b>04-0590</b>	R22060A1	<b>04-0082</b>	R25034B1	<b>04-0395</b>	BWB128	<b>04-0493</b>	
R20002831	<b>04-0933</b>	R220059B1	<b>04-0431</b>	R22061A1	<b>04-0171</b>	R25038A1	<b>04-0582</b>	BWB128	<b>04-0486</b>	
R20002921	<b>04-0914</b>	R220060A1	<b>04-0438</b>	R22062A1	<b>04-0172</b>	R25039A1	<b>04-0249</b>	BWB129	<b>04-0218</b>	
R20003321	<b>04-0909</b>	R220061A1	<b>04-0437</b>	R22063A1	<b>04-0158</b>	R25039B1	<b>04-0675</b>	BWB130	<b>04-0322</b>	
R20003431	<b>04-0872</b>	R220062A1	<b>04-0605</b>	R22064A1	<b>04-0159</b>	R2503K1	<b>04-0508</b>	BWB132	<b>04-0786</b>	
R20003721	<b>04-0928</b>	R220065A1	<b>04-0612</b>	R22065A1	<b>04-0316</b>	R25044A1	<b>04-0607</b>	BWB133	<b>04-0369</b>	
R20003821	<b>04-0927</b>	R220066A1	<b>04-0327</b>	R22066A1	<b>04-0317</b>	R25046A1	<b>04-0333</b>	BWB134	<b>04-0368</b>	
R20003921	<b>04-0922</b>	R220067A1	<b>04-0617</b>	R22067A1	<b>04-0170</b>	R25047A1	<b>04-0334</b>	BWB135	<b>04-0554</b>	
R20004021	<b>04-0923</b>	R220068A1	<b>04-0335</b>	R22068A1	<b>04-0587</b>	R25048A1	<b>04-0618</b>	BWB136	<b>04-0511</b>	
R20004171	<b>04-0889</b>	R220069A1	<b>04-0336</b>	R22069A1	<b>04-0588</b>	R25049A1	<b>04-0258</b>	BWB137	<b>04-0493</b>	
R20004271	<b>04-0888</b>	R220070A1	<b>04-0442</b>	R22070A1	<b>04-0168</b>	R25050A1	<b>04-0259</b>	BWB138	<b>04-0776</b>	
R20004321	<b>04-0803</b>	R220071A1	<b>04-0602</b>	R22073B1	<b>04-0141</b>	R25051A1	<b>04-0634</b>	BWB139	<b>04-0322</b>	
R20004421	<b>04-0802</b>	R220072A1	<b>04-0651</b>	R22074A1	<b>04-0173</b>	R2505921	<b>04-0866</b>	BWB141	<b>04-0232</b>	
R20004531	<b>04-0868</b>	R220073A1	<b>04-0647</b>	R22075A1	<b>04-0174</b>	R2506021	<b>04-0678</b>	BWB143	<b>04-0307</b>	
R2000A1	<b>04-0438</b>	R220074A1	<b>04-0584</b>	R22078A1	<b>04-0285</b>	R26010B1	<b>04-0684</b>	BWB144	<b>04-0187</b>	
R20010A1	<b>04-0255</b>	R220075A1	<b>04-0585</b>	R22078B1	<b>04-0285</b>	R26012A1	<b>04-0410</b>	BWB145	<b>04-0188</b>	
R20011B1	<b>04-0169</b>	R220110A1	<b>04-0164</b>	R22078C1	<b>04-0285</b>	R2601321	<b>04-0812</b>	BWB146	<b>04-0179</b>	
R20012A1	<b>04-0166</b>	R220111A1	<b>04-0165</b>	R22079A1	<b>04-0148</b>	R2701A1	<b>04-0250</b>	BWB147	<b>04-0514</b>	
R20013A1	<b>04-0365</b>	R220112A1	<b>04-0111</b>	R2207L1	<b>04-0295</b>	R2702A1	<b>04-0635</b>	BWB149	<b>04-0245</b>	
R20014A1	<b>04-0583</b>	R220113A1	<b>04-0112</b>	R22080A1	<b>04-0149</b>	R28013H1	<b>04-0580</b>	BWB150	<b>04-0248</b>	
R20015B1	<b>04-0420</b>	R22092A1	<b>04-0053</b>	R22081B1	<b>04-0360</b>	R28023A1	<b>04-0137</b>	BWB168	<b>04-0884</b>	
R20016A1	<b>04-0310</b>	R22093A1	<b>04-0115</b>	R22082A1	<b>04-0615</b>	R28023B1	<b>04-0137</b>	BWB169	<b>04-0883</b>	
R20018A1	<b>04-0157</b>	R22093D1	<b>04-0085</b>	R22083A1	<b>04-0476</b>	R28024B1	<b>04-0182</b>	BWB170	<b>04-0870</b>	
R20019A1	<b>04-0167</b>	R22093E1	<b>04-0115</b>	R22084A1	<b>04-0477</b>	R28032A1	<b>04-0320</b>	BWB171	<b>04-0825</b>	
R20020A1	<b>04-0345</b>	R22093G1	<b>04-0115</b>	R22085D1	<b>04-0356</b>	R28033A1	<b>04-0319</b>	BWB174	<b>04-0891</b>	
R20021A1	<b>04-0346</b>	R22097A1	<b>04-0160</b>	R22085E1	<b>04-0356</b>	R28048A1	<b>04-0636</b>	BWC100	<b>04-0324</b>	
R20022A1	<b>04-0560</b>	R22098B1	<b>04-0151</b>	R22086A1	<b>04-0364</b>	R30102A1	<b>04-0321</b>	BWC104	<b>04-0043</b>	
R20024B1	<b>04-0594</b>	R22099B1	<b>04-0326</b>	R22087A1	<b>04-0102</b>	R30102B1	<b>04-0321</b>	BWC105	<b>04-0247</b>	
R20025A1	<b>04-0437</b>	R220001A1	<b>04-0444</b>	R22088A1	<b>04-0102</b>	R31021A1	<b>04-0621</b>	BWC106	<b>04-0062</b>	
R20026A1	<b>04-0438</b>	R220002A1	<b>04-0591</b>	R22089A1	<b>04-0561</b>	R31025C1	<b>04-0414</b>	BWC107	<b>04-0060</b>	
R20027A1	<b>04-0480</b>	R220002B1	<b>04-0591</b>	R22090A1	<b>04-0562</b>	R3401E1	<b>04-0104</b>	BWC107A	<b>04-0608</b>	
R20027B1	<b>04-0480</b>	R220003A1	<b>04-0592</b>	R22094A1	<b>04-0358</b>	R3401G1	<b>04-0104</b>	BWC110	<b>04-0070</b>	
R20028A1	<b>04-0481</b>	R220004A1	<b>04-0606</b>	R22095A1	<b>04-0359</b>	R3401L1	<b>04-0104</b>	BWC111	<b>04-0071</b>	
R20028B1	<b>04-0481</b>	R220005A1	<b>04-0660</b>	R22096A1	<b>04-0463</b>	R44015A1	<b>04-0620</b>	BWC112	<b>04-0155</b>	
R20029A1	<b>04-0362</b>	R220006A1	<b>04-0364</b>	R22098A1	<b>04-0478</b>			BWC114	<b>04-0296</b>	
R20030A1	<b>04-0363</b>	R220007A1	<b>04-0604</b>	R22099A1	<b>04-0479</b>			BWC115	<b>04-0300</b>	
R20031A1	<b>04-0431</b>	R220008A1	<b>04-0328</b>	R221223B1	<b>04-0241</b>	<b>LUCAS</b>			BWC116	<b>04-0443</b>
R20032A1	<b>04-0432</b>	R220009A1	<b>04-0329</b>	R22123B1	<b>04-0221</b>			BWC117	<b>04-0417</b>	
R20033A1	<b>04-0431</b>	R220010A1	<b>04-0330</b>	R22124B1	<b>04-0222</b>			BWC120	<b>04-0061</b>	
R20034A1	<b>04-0432</b>	R220011A1	<b>04-0616</b>	R22124B1	<b>04-0242</b>	BWA100	<b>04-0055</b>	BWC124	<b>04-0213</b>	
R20035A1	<b>04-0431</b>	R220012A1	<b>04-0613</b>	R2293F1	<b>04-0044</b>	BWA103	<b>04-0299</b>	BWC125	<b>04-0091</b>	
R20036A1	<b>04-0432</b>	R220013A1	<b>04-0352</b>	R220012A1	<b>04-0140</b>	BWA104	<b>04-0240</b>	BWC127	<b>04-0451</b>	
R20037A1	<b>04-0345</b>	R220016A1	<b>04-0644</b>	R23013A1	<b>04-0144</b>	BWA105	<b>04-0077</b>	BWC128	<b>04-0450</b>	
R20038A1	<b>04-0346</b>	R220017A1	<b>04-0500</b>	R23014A1	<b>04-0145</b>	BWA106	<b>04-0341</b>	BWC129	<b>04-0342</b>	
R20039A1	<b>04-0438</b>	R220017A1	<b>04-0812</b>	R23015A1	<b>04-0143</b>	BWA108	<b>04-0116</b>	BWC130	<b>04-0556</b>	
R20040A1	<b>04-0437</b>	R220019A1	<b>04-0650</b>	R23016A1	<b>04-0142</b>	BWA108A	<b>04-0597</b>	BWC134	<b>04-0507</b>	
R20040B1	<b>04-0437</b>	R22001A1	<b>04-0653</b>	R23017A1	<b>04-0103</b>	BWA109	<b>04-0186</b>	BWC135	<b>04-0512</b>	
R20041A1	<b>04-0438</b>	R22001A1	<b>04-0705</b>	R23019A1	<b>04-0056</b>	BWA112	<b>04-0128</b>	BWC136	<b>04-0338</b>	
R20042A1	<b>04-0437</b>	R220020A1	<b>04-0645</b>	R23020A1	<b>04-0057</b>	BWA113	<b>04-0306</b>	BWC137	<b>04-0529</b>	
R20043A1	<b>04-0594</b>	R220024A1	<b>04-0700</b>	R23021B1	<b>04-0361</b>	BWA114	<b>04-0341</b>	BWC138	<b>04-0487</b>	
R20043A1	<b>04-0706</b>	R220025A1	<b>04-0759</b>	R23023A1	<b>04-0813</b>	BWA115	<b>04-0530</b>	BWC140	<b>04-0517</b>	
R20044A1	<b>04-0184</b>	R220026A1	<b>04-0758</b>	R23023B1	<b>04-0756</b>	BWA129	<b>04-0703</b>	BWC142	<b>04-0623</b>	
R20045A1	<b>04-0624</b>	R22002781	<b>04-0747</b>	R23024A1	<b>04-0220</b>	BWA130	<b>04-0746</b>	BWC143	<b>04-0622</b>	
R20046A1	<b>04-0625</b>	R22002881	<b>04-0787</b>	R23025A1	<b>04-0219</b>	BWA137	<b>04-0843</b>	BWC147	<b>04-0314</b>	
R20047A1	<b>04-0624</b>	R22002981	<b>04-0788</b>	R23026A1	<b>04-0103</b>	BWA138	<b>04-0767</b>	BWC148	<b>04-0315</b>	
R20048A1	<b>04-0625</b>	R22003331	<b>04-0742</b>	R23027A1	<b>04-0225</b>	BWA152	<b>04-0753</b>	BWC149	<b>04-0150</b>	
R20049A1	<b>04-0431</b>	R22004321	<b>04-0966</b>	R23028A1	<b>04-0224</b>	BWA154	<b>04-0805</b>	BWC150	<b>04-0066</b>	
R20049B1	<b>04-0431</b>	R22004521	<b>04-0808</b>	R23029A1	<b>04-0278</b>	BWA155	<b>04-0895</b>	BWC151	<b>04-0175</b>	
R20050A1	<b>04-0432</b>	R22004521	<b>04-0504</b>	R23030A1	<b>04-0640</b>	BWA156	<b>04-0986</b>	BWC152	<b>04-0176</b>	
R20050B1	<b>04-0432</b>	R22004621	<b>04-0666</b>	R23031A1	<b>04-0603</b>	BWA157	<b>04-0906</b>	BWC153	<b>04-0161</b>	
R20051B1	<b>04-0609</b>	R22004721	<b>04-0987</b>	R23033A1	<b>04-0331</b>	BWA158	<b>04-0907</b>	BWC153	<b>04-0425</b>	
R20051B1	<b>04-0661</b>	R22004821	<b>04-0988</b>	R23034A1	<b>04-0332</b>	BWB101	<b>04-0006</b>	BWC154	<b>04-0083</b>	
R20052A	<b>04-0427</b>	R22004921	<b>04-0633</b>	R23035A1	<b>04-0667</b>	BWB102	<b>04-0068</b>	BWC155	<b>04-0231</b>	
R20053A	<b>04-0428</b>	R22025A1	<b>04-0041</b>	R2303681	<b>04-0814</b>	BWB103	<b>04-0230</b>	BWC156	<b>04-0254</b>	
R20054A1	<b>04-0577</b>	R22026A1	<b>04-0040</b>	R2303781	<b>04-0815</b>	BWB104	<b>04-0252</b>	BWC157	<b>04-0350</b>	
R20054A1	<b>04-0589</b>	R22032A1	<b>04-0456</b>	R2304521	<b>04-0652</b>	BWB105	<b>04-0106</b>	BWC158	<b>04-0178</b>	
R20055A1	<b>04-0578</b>	R2203H1	<b>04-0025</b>	R2304621	<b>04-0751</b>	BWB107	<b>04-0046</b>	BWC159	<b>04-0177</b>	
R20055A1	<b>04-0590</b>	R22040A1	<b>04-0110</b>	R2304721	<b>04-0963</b>	BWB108	<b>04-0581</b>	BWC161	<b>04-0399</b>	
R20056A1	<b>04-0577</b>	R22042A1	<b>04-0054</b>	R2304821	<b>04-0664</b>	BWB110	<b>04-0073</b>	BWC162	<b>04-0398</b>	


Ad. OE	METELLI ref.	Ad. OE	METELLI ref.	Ad. OE	METELLI ref.	Ad. OE	METELLI ref.	Ad. OE	METELLI ref.
<b>LUCAS</b>		BWD127	<b>04-0619</b>	BWD266	<b>04-0671</b>	BWF149	<b>04-0432</b>	BWF286	<b>04-0601</b>
		BWD128	<b>04-0253</b>	BWD267	<b>04-0670</b>	BWF150	<b>04-0184</b>	BWF287	<b>04-0438</b>
		BWD129	<b>04-0567</b>	BWD268	<b>04-0680</b>	BWF151	<b>04-0431</b>	BWF288	<b>04-0437</b>
BWC164	<b>04-0189</b>	BWD130	<b>04-0568</b>	BWD270	<b>04-0669</b>	BWF152	<b>04-0432</b>	BWF290	<b>04-0704</b>
BWC164	<b>04-0198</b>	BWD131	<b>04-0599</b>	BWD271	<b>04-0668</b>	BWF153	<b>04-0362</b>	BWF291	<b>04-0803</b>
BWC167	<b>04-0194</b>	BWD132	<b>04-0600</b>	BWD283	<b>04-0279</b>	BWF154	<b>04-0363</b>	BWF292	<b>04-0802</b>
BWC168	<b>04-0195</b>	BWD133	<b>04-0429</b>	BWD287	<b>04-0707</b>	BWF155	<b>04-0346</b>	BWF295	<b>04-0706</b>
BWC171	<b>04-0207</b>	BWD134	<b>04-0430</b>	BWD288	<b>04-0708</b>	BWF156	<b>04-0584</b>	BWF296	<b>04-0764</b>
BWC172	<b>04-0208</b>	BWD135	<b>04-0579</b>	BWD289	<b>04-0156</b>	BWF157	<b>04-0585</b>	BWF297	<b>04-0624</b>
BWC172	<b>04-0379</b>	BWD136	<b>04-0558</b>	BWD290	<b>04-0268</b>	BWF158	<b>04-0431</b>	BWF298	<b>04-0625</b>
BWC173	<b>04-0197</b>	BWD137	<b>04-0559</b>	BWD291	<b>04-0745</b>	BWF159	<b>04-0432</b>	BWF299	<b>04-0911</b>
BWC174	<b>04-0200</b>	BWD138	<b>04-0661</b>	BWD292	<b>04-0656</b>	BWF160	<b>04-0624</b>	BWF300	<b>04-0910</b>
BWC175	<b>04-0199</b>	BWD139	<b>04-0389</b>	BWD293	<b>04-0657</b>	BWF161	<b>04-0625</b>	BWF302	<b>04-0847</b>
BWC176	<b>04-0487</b>	BWD140	<b>04-0387</b>	BWD294	<b>04-0913</b>	BWF162	<b>04-0624</b>	BWF303	<b>04-0612</b>
BWC176	<b>04-0556</b>	BWD141	<b>04-0931</b>	BWD295	<b>04-0912</b>	BWF163	<b>04-0625</b>	BWF305	<b>04-0865</b>
BWC178	<b>04-0270</b>	BWD144	<b>04-0034</b>	BWD296	<b>04-0794</b>	BWF164	<b>04-0601</b>	BWF306	<b>04-0115</b>
BWC179	<b>04-0269</b>	BWD145	<b>04-0036</b>	BWD297	<b>04-0929</b>	BWF165	<b>04-0609</b>	BWF307	<b>04-0690</b>
BWC180	<b>04-0662</b>	BWD147	<b>04-0038</b>	BWD300	<b>04-0792</b>	BWF166	<b>04-0577</b>	BWF308	<b>04-0827</b>
BWC184	<b>04-0388</b>	BWD148	<b>04-0125</b>	BWD301	<b>04-0795</b>	BWF167	<b>04-0578</b>	BWF309	<b>04-0760</b>
BWC184	<b>04-0325</b>	BWD149	<b>04-0126</b>	BWD302	<b>04-0801</b>	BWF168	<b>04-0589</b>	BWF310	<b>04-0820</b>
BWC186	<b>04-0464</b>	BWD156	<b>04-0076</b>	BWD303	<b>04-0743</b>	BWF169	<b>04-0590</b>	BWF311	<b>04-0500</b>
BWC187	<b>04-0663</b>	BWD162	<b>04-0045</b>	BWD304	<b>04-0809</b>	BWF170	<b>04-0589</b>	BWF317	<b>04-0914</b>
BWC188	<b>04-0086</b>	BWD163	<b>04-0138</b>	BWD305	<b>04-0810</b>	BWF170	<b>04-0577</b>	BWF318	<b>04-0937</b>
BWC189	<b>04-0049</b>	BWD167	<b>04-0109</b>	BWD306	<b>04-0683</b>	BWF171	<b>04-0578</b>	BWF321	<b>04-0933</b>
BWC190	<b>04-0037</b>	BWD169	<b>04-0033</b>	BWD307T	<b>04-0809</b>	BWF171	<b>04-0590</b>	BWF322	<b>04-0420</b>
BWC194	<b>04-0337</b>	BWD170	<b>04-0042</b>	BWD307T	<b>04-0810</b>	BWF172	<b>04-0085</b>	BWF323	<b>04-0922</b>
BWC195	<b>04-0086</b>	BWD171	<b>04-0433</b>	BWD308	<b>04-0844</b>	BWF181	<b>04-0193</b>	BWF324	<b>04-0923</b>
BWC196	<b>04-0202</b>	BWD175	<b>04-0133</b>	BWD309	<b>04-0845</b>	BWF184	<b>04-0053</b>	BWF733	<b>04-0989</b>
BWC197	<b>04-0201</b>	BWD178	<b>04-0089</b>	BWD310	<b>04-0882</b>	BWF186	<b>04-0111</b>	BWH106	<b>04-0748</b>
BWC198	<b>04-0093</b>	BWD180	<b>04-0081</b>	BWD311	<b>04-0853</b>	BWF187	<b>04-0112</b>	BWH107	<b>04-0616</b>
BWC199	<b>04-0233</b>	BWD181	<b>04-0347</b>	BWD312	<b>04-0829</b>	BWF191	<b>04-0605</b>	BWH109	<b>04-0102</b>
BWC200	<b>04-0087</b>	BWD182	<b>04-0348</b>	BWD313	<b>04-0846</b>	BWF193	<b>04-0115</b>	BWH110	<b>04-0102</b>
BWC205	<b>04-0769</b>	BWD183	<b>04-0415</b>	BWD314	<b>04-0893</b>	BWF195	<b>04-0335</b>	BWH111	<b>04-0924</b>
BWC209	<b>04-0325</b>	BWD184	<b>04-0304</b>	BWD315	<b>04-0846</b>	BWF196	<b>04-0336</b>	BWH112	<b>04-0685</b>
BWC212	<b>04-0135</b>	BWD185	<b>04-0305</b>	BWD318	<b>04-0930</b>	BWF197	<b>04-0094</b>	BWH113	<b>04-0686</b>
BWC214	<b>04-0499</b>	BWD188	<b>04-0462</b>	BWD325	<b>04-0932</b>	BWF198	<b>04-0064</b>	BWH114	<b>04-0591</b>
BWC220	<b>04-0890</b>	BWD189	<b>04-0461</b>	BWD326	<b>04-0642</b>	BWF201	<b>04-0192</b>	BWH115	<b>04-0592</b>
BWC221	<b>04-0886</b>	BWD193	<b>04-0223</b>	BWD336	<b>04-0871</b>	BWF204	<b>04-0206</b>	BWH118	<b>04-0041</b>
BWC223	<b>04-0681</b>	BWD194	<b>04-0029</b>	BWD728	<b>04-0972</b>	BWF205	<b>04-0095</b>	BWH120	<b>04-0025</b>
BWC224	<b>04-0682</b>	BWD195	<b>04-0354</b>	BWD729	<b>04-0971</b>	BWF208	<b>04-0533</b>	BWH130	<b>04-0170</b>
BWC225	<b>04-0498</b>	BWD195	<b>04-0831</b>	BWF100	<b>04-0560</b>	BWF209	<b>04-0377</b>	BWH132	<b>04-0316</b>
BWC227	<b>04-0674</b>	BWD197	<b>04-0063</b>	BWF101	<b>04-0431</b>	BWF215	<b>04-0215</b>	BWH133	<b>04-0317</b>
BWC229	<b>04-0990</b>	BWD200	<b>04-0485</b>	BWF102	<b>04-0432</b>	BWF216	<b>04-0214</b>	BWH134	<b>04-0158</b>
BWC230	<b>04-0782</b>	BWD201	<b>04-0134</b>	BWF103	<b>04-0167</b>	BWF220	<b>04-0211</b>	BWH135	<b>04-0159</b>
BWC236	<b>04-0967</b>	BWD205	<b>04-0113</b>	BWF104	<b>04-0164</b>	BWF221	<b>04-0212</b>	BWH136	<b>04-0587</b>
BWC238	<b>04-0887</b>	BWD207	<b>04-0492</b>	BWF105	<b>04-0165</b>	BWF222	<b>04-0216</b>	BWH137	<b>04-0588</b>
BWC239	<b>04-0807</b>	BWD210	<b>04-0217</b>	BWF106	<b>04-0039</b>	BWF226	<b>04-0447</b>	BWH138	<b>04-0082</b>
BWC240	<b>04-0644</b>	BWD211	<b>04-0132</b>	BWF107	<b>04-0035</b>	BWF227	<b>04-0446</b>	BWH139	<b>04-0181</b>
BWC243	<b>04-0744</b>	BWD212	<b>04-0491</b>	BWF108	<b>04-0256</b>	BWF230	<b>04-0396</b>	BWH140	<b>04-0358</b>
BWC244	<b>04-0816</b>	BWD216	<b>04-0017</b>	BWF110	<b>04-0067</b>	BWF232	<b>04-0294</b>	BWH141	<b>04-0359</b>
BWC245	<b>04-0818</b>	BWD217	<b>04-0209</b>	BWF111	<b>04-0246</b>	BWF233	<b>04-0447</b>	BWH142	<b>04-0613</b>
BWC246	<b>04-0819</b>	BWD218	<b>04-0210</b>	BWF112	<b>04-0647</b>	BWF234	<b>04-0446</b>	BWH145	<b>04-0463</b>
BWC252	<b>04-0939</b>	BWD220	<b>04-0286</b>	BWF113	<b>04-0327</b>	BWF236	<b>04-0473</b>	BWH146	<b>04-0364</b>
BWC254	<b>04-0994</b>	BWD221	<b>04-0522</b>	BWF115	<b>04-0255</b>	BWF238	<b>04-0390</b>	BWH150	<b>04-0180</b>
BWD101	<b>04-0076</b>	BWD222	<b>04-0521</b>	BWF117	<b>04-0365</b>	BWF239	<b>04-0391</b>	BWH151	<b>04-0147</b>
BWD103	<b>04-0072</b>	BWD223	<b>04-0470</b>	BWF118	<b>04-0428</b>	BWF240	<b>04-0489</b>	BWH152	<b>04-0146</b>
BWD104	<b>04-0008</b>	BWD224	<b>04-0469</b>	BWF119	<b>04-0427</b>	BWF241	<b>04-0553</b>	BWH153	<b>04-0088</b>
BWD105	<b>04-0002</b>	BWD225	<b>04-0532</b>	BWF122	<b>04-0310</b>	BWF242	<b>04-0502</b>	BWH154	<b>04-0456</b>
BWD106	<b>04-0139</b>	BWD226	<b>04-0266</b>	BWF123	<b>04-0480</b>	BWF245	<b>04-0651</b>	BWH158	<b>04-0003</b>
BWD107	<b>04-0075</b>	BWD227	<b>04-0268</b>	BWF124	<b>04-0481</b>	BWF247	<b>04-0658</b>	BWH159	<b>04-0009</b>
BWD108	<b>04-0185</b>	BWD228	<b>04-0267</b>	BWF125	<b>04-0438</b>	BWF247	<b>04-0393</b>	BWH160	<b>04-0171</b>
BWD110	<b>04-0156</b>	BWD229	<b>04-0209</b>	BWF126	<b>04-0437</b>	BWF249	<b>04-0659</b>	BWH161	<b>04-0172</b>
BWD111	<b>04-0297</b>	BWD230	<b>04-0210</b>	BWF127	<b>04-0438</b>	BWF250	<b>04-0345</b>	BWH162	<b>04-0001</b>
BWD112	<b>04-0434</b>	BWD234	<b>04-0494</b>	BWF128	<b>04-0437</b>	BWF251	<b>04-0160</b>	BWH163	<b>04-0141</b>
BWD113	<b>04-0349</b>	BWD235	<b>04-0340</b>	BWF129	<b>04-0438</b>	BWF252	<b>04-0648</b>	BWH164	<b>04-0283</b>
BWD113A	<b>04-0679</b>	BWD237	<b>04-0468</b>	BWF130	<b>04-0437</b>	BWF253	<b>04-0644</b>	BWH165	<b>04-0173</b>
BWD114	<b>04-0343</b>	BWD238	<b>04-0467</b>	BWF131	<b>04-0085</b>	BWF254	<b>04-0612</b>	BWH166	<b>04-0174</b>
BWD115	<b>04-0344</b>	BWD239	<b>04-0374</b>	BWF132	<b>04-0326</b>	BWF261	<b>04-0602</b>	BWH167	<b>04-0168</b>
BWD116	<b>04-0426</b>	BWD240	<b>04-0373</b>	BWF135	<b>04-0151</b>	BWF262	<b>04-0442</b>	BWH168	<b>04-0360</b>
BWD118	<b>04-0301</b>	BWD245	<b>04-0474</b>	BWF136	<b>04-0169</b>	BWF265	<b>04-0583</b>	BWH169	<b>04-0285</b>
BWD119	<b>04-0298</b>	BWD246	<b>04-0381</b>	BWF137	<b>04-0617</b>	BWF272	<b>04-0889</b>	BWH170	<b>04-0084</b>
BWD119A	<b>04-0677</b>	BWD247	<b>04-0382</b>	BWF139	<b>04-0157</b>	BWF273	<b>04-0888</b>	BWH171	<b>04-0148</b>
BWD120	<b>04-0114</b>	BWD248	<b>04-0267</b>	BWF142	<b>04-0302</b>	BWF278	<b>04-0612</b>	BWH172	<b>04-0149</b>
BWD121	<b>04-0642</b>	BWD249	<b>04-0127</b>	BWF144	<b>04-0065</b>	BWF279	<b>04-0646</b>	BWH173	<b>04-0476</b>
BWD122	<b>04-0351</b>	BWD260	<b>04-0649</b>	BWF145A	<b>04-0594</b>	BWF280	<b>04-0672</b>	BWH174	<b>04-0477</b>
BWD123	<b>04-0429</b>	BWD263	<b>04-0482</b>	BWF146	<b>04-0345</b>	BWF281	<b>04-0673</b>	BWH175	<b>04-0054</b>
BWD124	<b>04-0430</b>	BWD264	<b>04-0380</b>	BWF147	<b>04-0346</b>	BWF282	<b>04-0655</b>	BWH178	<b>04-0561</b>
BWD126	<b>04-0371</b>	BWD265	<b>04-0475</b>	BWF148	<b>04-0431</b>	BWF283	<b>04-0654</b>	BWH179	<b>04-0562</b>


Ad. OE	METELLI ref.	Ad. OE	METELLI ref.	Ad. OE	METELLI ref.	Ad. OE	METELLI ref.	Ad. OE	METELLI ref.
<b>LUCAS</b>		BWH397	<b>04-0812</b>	BWN132	<b>04-0262</b>	PMC122	<b>05-0143</b>	PMF143	<b>05-0067</b>
		BWH398	<b>04-0812</b>	BWN133	<b>04-0263</b>	PMC148	<b>05-0122</b>	PMF144	<b>05-0204</b>
		BWH400	<b>04-0987</b>	BWN155	<b>04-0013</b>	PMC148	<b>05-0123</b>	PMF146	<b>05-0095</b>
BWH183	<b>04-0418</b>	BWH401	<b>04-0988</b>	BWN156	<b>04-0013</b>	PMC157	<b>05-0114</b>	PMF148	<b>05-0059</b>
BWH184	<b>04-0419</b>	BWH402	<b>04-0934</b>	BWN174	<b>04-0260</b>	PMD102	<b>05-0115</b>	PMF148	<b>05-0039</b>
BWH185	<b>04-0595</b>	BWH408	<b>04-0966</b>	BWN175	<b>04-0261</b>	PMD102	<b>05-0083</b>	PMF148	<b>05-0125</b>
BWH186	<b>04-0478</b>	BWH706	<b>04-0959</b>	BWN240	<b>04-0635</b>	PMD107	<b>05-0037</b>	PMF152	<b>05-0378</b>
BWH187	<b>04-0479</b>	BWK101	<b>04-0103</b>	BWN243	<b>04-0007</b>	PMD118	<b>05-0035</b>	PMF153	<b>05-0038</b>
BWH188	<b>04-0370</b>	BWK102	<b>04-0152</b>	BWN245	<b>04-0636</b>	PMD124	<b>05-0001</b>	PMF156	<b>05-0202</b>
BWH191	<b>04-0444</b>	BWK103	<b>04-0603</b>	BWN523	<b>04-0635</b>	PMD143	<b>05-0009</b>	PMF157	<b>05-0194</b>
BWH192	<b>04-0352</b>	BWK104	<b>04-0144</b>	BWP100	<b>04-0321</b>	PMD144	<b>05-0021</b>	PMF158	<b>05-0094</b>
BWH206	<b>04-0097</b>	BWK105	<b>04-0145</b>	GPV1000	<b>09-0011</b>	PMD147	<b>05-0062</b>	PMF159	<b>05-0117</b>
BWH210	<b>04-0154</b>	BWK106	<b>04-0140</b>	GPV1011	<b>09-0009</b>	PMD153	<b>05-0078</b>	PMF160	<b>05-0187</b>
BWH211	<b>04-0153</b>	BWK107	<b>04-0142</b>	GPV1025	<b>09-0013</b>	PMD158	<b>05-0064</b>	PMF161	<b>05-0118</b>
BWH212	<b>04-0110</b>	BWK108	<b>04-0143</b>	GPV1031	<b>09-0012</b>	PMD158	<b>05-0053</b>	PMF162	<b>05-0538</b>
BWH213	<b>04-0044</b>	BWK109	<b>04-0005</b>	GPV1078	<b>09-0001</b>	PMD159	<b>05-0049</b>	PMF164	<b>05-0178</b>
BWH215	<b>04-0040</b>	BWK110	<b>04-0050</b>	GPV1079	<b>09-0006</b>	PMD159	<b>05-0006</b>	PMF165	<b>05-0179</b>
BWH222	<b>04-0130</b>	BWK113	<b>04-0278</b>	GPV1086	<b>09-0002</b>	PMD159	<b>05-0005</b>	PMF167	<b>05-0184</b>
BWH223	<b>04-0129</b>	BWK114	<b>04-0057</b>	GPV1091	<b>09-0005</b>	PMD160	<b>05-0019</b>	PMF169	<b>05-0186</b>
BWH226	<b>04-0364</b>	BWK115	<b>04-0056</b>	GPV1092	<b>09-0008</b>	PMD162	<b>05-0014</b>	PMF170	<b>05-0183</b>
BWH227	<b>04-0312</b>	BWK116	<b>04-0220</b>	GPV1096	<b>09-0004</b>	PMD164	<b>05-0083</b>	PMF173	<b>05-0188</b>
BWH228	<b>04-0313</b>	BWK117	<b>04-0219</b>	GPV1114	<b>09-0003</b>	PMD165	<b>05-0080</b>	PMF174	<b>05-0181</b>
BWH229	<b>04-0311</b>	BWK119	<b>04-0361</b>	GPV1180	<b>09-0004</b>	PMD168	<b>05-0025</b>	PMF175	<b>05-0087</b>
BWH231	<b>04-0606</b>	BWK124	<b>04-0457</b>	PJD101	<b>54-0003</b>	PMD170	<b>05-0029</b>	PMF177	<b>05-0098</b>
BWH232	<b>04-0604</b>	BWK129	<b>04-0027</b>	PJD102	<b>54-0005</b>	PMD172	<b>05-0077</b>	PMF178	<b>05-0205</b>
BWH235	<b>04-0221</b>	BWK130	<b>04-0028</b>	PJD103	<b>54-0010G</b>	PMD178	<b>05-0021</b>	PMF179	<b>05-0193</b>
BWH236	<b>04-0222</b>	BWK131	<b>04-0331</b>	PJD103	<b>54-0010</b>	PMD179	<b>05-0076</b>	PMF180	<b>05-0181</b>
BWH237	<b>04-0241</b>	BWK132	<b>04-0332</b>	PJD229	<b>54-0056</b>	PMD180	<b>05-0024</b>	PMF181	<b>05-0251</b>
BWH239	<b>04-0190</b>	BWK140	<b>04-0376</b>	PJD238	<b>54-0050</b>	PMD181	<b>05-0028</b>	PMF182	<b>05-0066</b>
BWH240	<b>04-0242</b>	BWK146	<b>04-0205</b>	PJD239	<b>54-0047</b>	PMD186	<b>05-0072</b>	PMF188	<b>05-0225</b>
BWH241	<b>04-0356</b>	BWK152	<b>04-0471</b>	PJD240	<b>54-0046</b>	PMD188	<b>05-0061</b>	PMF190	<b>05-0192</b>
BWH247	<b>04-0421</b>	BWK153	<b>04-0504</b>	PJD241	<b>54-0052</b>	PMD188	<b>05-0191</b>	PMF191	<b>05-0090</b>
BWH248	<b>04-0422</b>	BWK154	<b>04-0386</b>	PJD242	<b>54-0051</b>	PMD192	<b>05-0061</b>	PMF193	<b>05-0184</b>
BWH253	<b>04-0565</b>	BWK155	<b>04-0385</b>	PJF100	<b>54-0027</b>	PMD194	<b>05-0014</b>	PMF195	<b>05-0129</b>
BWH254	<b>04-0566</b>	BWK156	<b>04-0667</b>	PJF104	<b>54-0013</b>	PMD195	<b>05-0028</b>	PMF196	<b>05-0156</b>
BWH255	<b>04-0328</b>	BWK160	<b>04-0664</b>	PJF174	<b>54-0061</b>	PMD202	<b>05-0429</b>	PMF201	<b>05-0146</b>
BWH256	<b>04-0329</b>	BWK161	<b>04-0665</b>	PJF175	<b>54-0060</b>	PMD204	<b>05-0009</b>	PMF201	<b>05-0232</b>
BWH257	<b>04-0330</b>	BWK162	<b>04-0225</b>	PJF176	<b>54-0042</b>	PMD205	<b>05-0131</b>	PMF202	<b>05-0190</b>
BWH263	<b>04-0265</b>	BWK163	<b>04-0224</b>	PJH182	<b>54-0053</b>	PMD206	<b>05-0160</b>	PMF203	<b>05-0180</b>
BWH266	<b>04-0372</b>	BWK180	<b>04-0516</b>	PJH183	<b>54-0066</b>	PMD209	<b>05-0016</b>	PMF204	<b>05-0128</b>
BWH270	<b>04-0204</b>	BWK181	<b>04-0515</b>	PJH189	<b>54-0049</b>	PMD215	<b>05-0023</b>	PMF208	<b>05-0199</b>
BWH277	<b>04-0687</b>	BWK223	<b>04-0815</b>	PJH190	<b>54-0048</b>	PMD217	<b>05-0158</b>	PMF209	<b>05-0154</b>
BWH278	<b>04-0783</b>	BWK224	<b>04-0814</b>	PJK100	<b>54-0018</b>	PMD219	<b>05-0147</b>	PMF226	<b>05-0112</b>
BWH279	<b>04-0784</b>	BWK751	<b>04-0904</b>	PJK102	<b>54-0016</b>	PMD220	<b>05-0068</b>	PMF227	<b>05-0113</b>
BWH287	<b>04-0366</b>	BWL105	<b>04-0024</b>	PJK110	<b>54-0017</b>	PMD221	<b>05-0065</b>	PMF228	<b>05-0085</b>
BWH288	<b>04-0383</b>	BWL111	<b>04-0675</b>	PJK113	<b>54-0025</b>	PMD250	<b>05-0002</b>	PMF234	<b>05-0116</b>
BWH289	<b>04-0384</b>	BWL112	<b>04-0249</b>	PJK121	<b>54-0064</b>	PMD253	<b>05-0008</b>	PMF236	<b>05-0135</b>
BWH290	<b>04-0506</b>	BWL115	<b>04-0016</b>	PJL108	<b>54-0008</b>	PMD253	<b>05-0063</b>	PMF237	<b>05-0045</b>
BWH291	<b>04-0762</b>	BWL116	<b>04-0395</b>	PJL113	<b>54-0009</b>	PMD254	<b>05-0004</b>	PMF239	<b>05-0120</b>
BWH292	<b>04-0761</b>	BWL116	<b>04-0394</b>	PJL144	<b>54-0011</b>	PMD256	<b>05-0015</b>	PMF240	<b>05-0120</b>
BWH295	<b>04-0375</b>	BWL117	<b>04-0582</b>	PJL144	<b>54-0023</b>	PMD260	<b>05-0034</b>	PMF271	<b>05-0209</b>
BWH296	<b>04-0203</b>	BWL118	<b>04-0395</b>	PJL159	<b>54-0024</b>	PMD269	<b>05-0150</b>	PMF280	<b>05-0144</b>
BWH298	<b>04-0691</b>	BWL120	<b>04-0881</b>	PJL159	<b>54-0008</b>	PMD287	<b>05-0073</b>	PMF295	<b>05-0145</b>
BWH300	<b>04-0763</b>	BWL121	<b>04-0678</b>	PJL160	<b>54-0037</b>	PMD290	<b>05-0074</b>	PMF337	<b>05-0084</b>
BWH301	<b>04-0874</b>	BWL124	<b>04-0258</b>	PJL162	<b>54-0039</b>	PMD295	<b>05-0075</b>	PMF343	<b>05-0210</b>
BWH302	<b>04-0666</b>	BWL125	<b>04-0259</b>	PJL165	<b>54-0041</b>	PMD296	<b>05-0155</b>	PMF364	<b>05-0149</b>
BWH305	<b>04-0098</b>	BWL141	<b>04-0234</b>	PJN112	<b>54-0021</b>	PMD297	<b>05-0036</b>	PMF365	<b>05-0079</b>
BWH309	<b>04-0633</b>	BWL143	<b>04-0096</b>	PJN113	<b>54-0022</b>	PMD314	<b>05-0083</b>	PMF366	<b>05-0126</b>
BWH310	<b>04-0751</b>	BWL157	<b>04-0235</b>	PJN116	<b>54-0019</b>	PMD314	<b>05-0115</b>	PMF367	<b>05-0069</b>
BWH311	<b>04-0660</b>	BWL165	<b>04-0333</b>	PJP106	<b>54-0020</b>	PMD348	<b>05-0020</b>	PMF368	<b>05-0136</b>
BWH312	<b>04-0632</b>	BWL166	<b>04-0334</b>	PMA107	<b>05-0249</b>	PMD348	<b>05-0004</b>	PMF370	<b>05-0343</b>
BWH319	<b>04-0503</b>	BWL186	<b>04-0490</b>	PMA142	<b>05-0513</b>	PMD356	<b>05-0022</b>	PMF389	<b>05-0262</b>
BWH320	<b>04-0615</b>	BWL195	<b>04-0607</b>	PMA143	<b>05-0514</b>	PMD359	<b>05-0023</b>	PMF394	<b>05-0154</b>
BWH342	<b>04-0586</b>	BWL196	<b>04-0236</b>	PMA146	<b>05-0514</b>	PMD360	<b>05-0024</b>	PMF395	<b>05-0401</b>
BWH373	<b>04-0650</b>	BWL201	<b>04-0634</b>	PMA147	<b>05-0513</b>	PMD361	<b>05-0024</b>	PMF402	<b>05-0085</b>
BWH374	<b>04-0700</b>	BWL203	<b>04-0378</b>	PMA156	<b>05-0591</b>	PMD397	<b>05-0266</b>	PMF418	<b>05-0092</b>
BWH375	<b>04-0500</b>	BWL204	<b>04-0618</b>	PMA157	<b>05-0591</b>	PMD398	<b>05-0231</b>	PMF469	<b>05-0356</b>
BWH376	<b>04-0645</b>	BWL287	<b>04-0866</b>	PMA169	<b>05-0765</b>	PMD414	<b>05-0537</b>	PMF470	<b>05-0226</b>
BWH377	<b>04-0705</b>	BWN100	<b>04-0684</b>	PMA177	<b>05-0497</b>	PMF103	<b>05-0133</b>	PMF473	<b>05-0360</b>
BWH380	<b>04-0808</b>	BWN101	<b>04-0423</b>	PMA179	<b>05-0498</b>	PMF110	<b>05-0205</b>	PMF477	<b>05-0242</b>
BWH381	<b>04-0747</b>	BWN102	<b>04-0424</b>	PMA199	<b>05-0208</b>	PMF119	<b>05-0148</b>	PMF480	<b>05-0207</b>
BWH389	<b>04-0739</b>	BWN103	<b>04-0250</b>	PMA202	<b>05-0216</b>	PMF124	<b>05-0043</b>	PMF480	<b>05-0277</b>
BWH390	<b>04-0738</b>	BWN116	<b>04-0137</b>	PMA203	<b>05-0387</b>	PMF125	<b>05-0040</b>	PMF480	<b>05-0142</b>
BWH391	<b>04-0759</b>	BWN118	<b>04-0010</b>	PMA204	<b>05-0412</b>	PMF125	<b>05-0041</b>	PMF487	<b>05-0044</b>
BWH392	<b>04-0758</b>	BWN119	<b>04-0007</b>	PMA205	<b>05-0418</b>	PMF126	<b>05-0042</b>	PMF490	<b>05-0245</b>
BWH394	<b>04-0742</b>	BWN128	<b>04-0182</b>	PMA206	<b>05-0447</b>	PMF131	<b>05-0088</b>	PMF492	<b>05-0224</b>
BWH395	<b>04-0787</b>	BWN129	<b>04-0319</b>	PMC118	<b>05-0081</b>	PMF140	<b>05-0071</b>	PMF493	<b>05-0357</b>
BWH396	<b>04-0788</b>	BWN130	<b>04-0320</b>	PMC120	<b>05-0141</b>	PMF142	<b>05-0070</b>	PMF494	<b>05-0296</b>

Ad. OE	METELLI ref.	Ad. OE	METELLI ref.	Ad. OE	METELLI ref.	Ad. OE	METELLI ref.	Ad. OE	METELLI ref.
<b>LUCAS</b>		PMH570	<b>05-0417</b>	PMH955	<b>05-0492</b>	PMK656	<b>05-0334</b>	PND194	<b>55-0081</b>
		PMH571	<b>05-0219</b>	PMK103	<b>05-0259</b>	PMK658	<b>05-0419</b>	PND201	<b>55-0029</b>
		PMH584	<b>05-0208</b>	PMK113	<b>05-0138</b>	PMK659	<b>05-0452</b>	PND202	<b>55-0017</b>
PMF496	<b>05-0044</b>	PMH585	<b>05-0294</b>	PMK116	<b>05-0177</b>	PMK661	<b>05-0610</b>	PND213	<b>55-0059</b>
PMF505	<b>05-0145</b>	PMH588	<b>05-0227</b>	PMK117	<b>05-0270</b>	PMK662	<b>05-0544</b>	PND214	<b>55-0091</b>
PMF514	<b>05-0760</b>	PMH592	<b>05-0294</b>	PMK119	<b>05-0247</b>	PML129	<b>05-0166</b>	PND215	<b>55-0063</b>
PMF515	<b>05-0760</b>	PMH592	<b>05-0293</b>	PMK137	<b>05-0203</b>	PML172	<b>05-0402</b>	PND216	<b>55-0051</b>
PMF516	<b>05-0760</b>	PMH597	<b>05-0196</b>	PMK153	<b>05-0169</b>	PML208	<b>05-0321</b>	PND217	<b>55-0050</b>
PMF517	<b>05-0507</b>	PMH599	<b>05-0381</b>	PMK155	<b>05-0159</b>	PML216	<b>05-0389</b>	PND218	<b>55-0078</b>
PMF518	<b>05-0507</b>	PMH600	<b>05-0241</b>	PMK158	<b>05-0165</b>	PML244	<b>05-0315</b>	PND219	<b>55-0027</b>
PMF526	<b>05-0422</b>	PMH601	<b>05-0238</b>	PMK160	<b>05-0201</b>	PML271	<b>05-0176</b>	PND220	<b>55-0083</b>
PMF527	<b>05-0461</b>	PMH602	<b>05-0359</b>	PMK161	<b>05-0164</b>	PML272	<b>05-0174</b>	PND222	<b>55-0062</b>
PMF528	<b>05-0289</b>	PMH604	<b>05-0297</b>	PMK178	<b>05-0089</b>	PML359	<b>05-0624</b>	PND224	<b>55-0095</b>
PMF529	<b>05-0397</b>	PMH605	<b>05-0238</b>	PMK274	<b>05-0255</b>	PML360	<b>05-0368</b>	PND226	<b>55-0028</b>
PMF530	<b>05-0319</b>	PMH606	<b>05-0241</b>	PMK278	<b>05-0171</b>	PML363	<b>05-0561</b>	PND229	<b>55-0067</b>
PMF531	<b>05-0416</b>	PMH607	<b>05-0208</b>	PMK279	<b>05-0172</b>	PML364	<b>05-0517</b>	PND237	<b>55-0042</b>
PMF532	<b>05-0388</b>	PMH609	<b>05-0763</b>	PMK304	<b>05-0211</b>	PML365	<b>05-0275</b>		
PMF534	<b>05-0404</b>	PMH610	<b>05-0348</b>	PMK306	<b>05-0211</b>	PML370	<b>05-0239</b>		
PMF534	<b>05-0768</b>	PMH612	<b>05-0342</b>	PMK312	<b>05-0367</b>	PML371	<b>05-0236</b>		
PMF535	<b>05-0553</b>	PMH614	<b>05-0220</b>	PMK314	<b>05-0260</b>	PML372	<b>05-0236</b>		
PMF536	<b>05-0396</b>	PMH616	<b>05-0294</b>	PMK321	<b>05-0619</b>	PML373	<b>05-0239</b>		
PMF537	<b>05-0592</b>	PMH617	<b>05-0264</b>	PMK464	<b>05-0449</b>	PML376	<b>05-0249</b>		
PMF538	<b>05-0593</b>	PMH617	<b>05-0243</b>	PMK466	<b>05-0361</b>	PML382	<b>05-0117</b>		
PMF542	<b>05-0644</b>	PMH622	<b>05-0091</b>	PMK467	<b>05-0355</b>	PML384	<b>05-0369</b>		
PMF544	<b>05-0409</b>	PMH631	<b>05-0336</b>	PMK469	<b>05-0223</b>	PML389	<b>05-0268</b>		
PMF545	<b>05-0306</b>	PMH633	<b>05-0511</b>	PMK470	<b>05-0386</b>	PML390	<b>05-0314</b>		
PMF546	<b>05-0307</b>	PMH635	<b>05-0336</b>	PMK474	<b>05-0222</b>	PML394	<b>05-0604</b>		
PMF549	<b>05-0420</b>	PMH636	<b>05-0336</b>	PMK479	<b>05-0622</b>	PML420	<b>05-0458</b>		
PMF551	<b>05-0391</b>	PMH646	<b>05-0099</b>	PMK480	<b>05-0625</b>	PML421	<b>05-0566</b>		
PMF552	<b>05-0229</b>	PMH652	<b>05-0327</b>	PMK481	<b>05-0491</b>	PML424	<b>05-0235</b>		
PMF555	<b>05-0493</b>	PMH653	<b>05-0489</b>	PMK482	<b>05-0379</b>	PML425	<b>05-0554</b>		
PMF571	<b>05-0470</b>	PMH656	<b>05-0482</b>	PMK485	<b>05-0222</b>	PML426	<b>05-0767</b>		
PMF573	<b>05-0697</b>	PMH658	<b>05-0294</b>	PMK491	<b>05-0280</b>	PML427	<b>05-0766</b>		
PMF575	<b>05-0273</b>	PMH659	<b>05-0437</b>	PMK492	<b>05-0621</b>	PML430	<b>05-0439</b>		
PMF576	<b>05-0560</b>	PMH660	<b>05-0423</b>	PMK495	<b>05-0253</b>	PML431	<b>05-0607</b>		
PMF578	<b>05-0584</b>	PMH664	<b>05-0353</b>	PMK496	<b>05-0252</b>	PML432	<b>05-0546</b>		
PMF580	<b>05-0709</b>	PMH665	<b>05-0354</b>	PMK497	<b>05-0240</b>	PML433	<b>05-0570</b>		
PMF581	<b>05-0708</b>	PMH667	<b>05-0309</b>	PMK498	<b>05-0237</b>	PML434	<b>05-0569</b>		
PMF722	<b>05-0758</b>	PMH668	<b>05-0310</b>	PMK499	<b>05-0358</b>	PML436	<b>05-0438</b>		
PMH103	<b>05-0200</b>	PMH670	<b>05-0294</b>	PMK500	<b>05-0253</b>	PML437	<b>05-0447</b>		
PMH122	<b>05-0127</b>	PMH671	<b>05-0344</b>	PMK500	<b>05-0504</b>	PML447	<b>05-0628</b>		
PMH140	<b>05-0175</b>	PMH672	<b>05-0293</b>	PMK501	<b>05-0252</b>	PML448	<b>05-0613</b>		
PMH142	<b>05-0137</b>	PMH673	<b>05-0293</b>	PMK504	<b>05-0377</b>	PML465	<b>05-0624</b>		
PMH152	<b>05-0058</b>	PMH675	<b>05-0551</b>	PMK505	<b>05-0331</b>	PML466	<b>05-0554</b>		
PMH166	<b>05-0097</b>	PMH677	<b>05-0666</b>	PMK507	<b>05-0337</b>	PML467	<b>05-0767</b>		
PMH169	<b>05-0130</b>	PMH679	<b>05-0365</b>	PMK525	<b>05-0382</b>	PML468	<b>05-0766</b>		
PMH170	<b>05-0168</b>	PMH682	<b>05-0673</b>	PMK526	<b>05-0362</b>	PML469	<b>05-0440</b>		
PMH171	<b>05-0134</b>	PMH682	<b>05-0483</b>	PMK528	<b>05-0270</b>	PMN213	<b>05-0733</b>		
PMH172	<b>05-0096</b>	PMH683	<b>05-0380</b>	PMK531	<b>05-0372</b>	PMN224	<b>05-0689</b>		
PMH173	<b>05-0099</b>	PMH684	<b>05-0290</b>	PMK536	<b>05-0311</b>	PMZ727	<b>05-0349</b>		
PMH176	<b>05-0163</b>	PMH685	<b>05-0442</b>	PMK537	<b>05-0441</b>	PMZ730	<b>05-0586</b>		
PMH177	<b>05-0196</b>	PMH686	<b>05-0456</b>	PMK546	<b>05-0385</b>	PNA109	<b>55-0056</b>		
PMH177A	<b>05-0302</b>	PMH687	<b>05-0208</b>	PMK560	<b>05-0398</b>	PNA110	<b>55-0055</b>		
PMH178	<b>05-0189</b>	PMH688	<b>05-0383</b>	PMK561	<b>05-0311</b>	PNB456	<b>55-0058</b>		
PMH179	<b>05-0254</b>	PMH690	<b>05-0326</b>	PMK564	<b>05-0308</b>	PNB467	<b>55-0052</b>		
PMH180	<b>05-0246</b>	PMH691	<b>05-0352</b>	PMK575	<b>05-0567</b>	PNB469	<b>55-0054</b>		
PMH182	<b>05-0198</b>	PMH692	<b>05-0403</b>	PMK582	<b>05-0633</b>	PNB470	<b>55-0072</b>		
PMH183	<b>05-0091</b>	PMH693	<b>05-0390</b>	PMK586	<b>05-0313</b>	PNB471	<b>55-0057</b>		
PMH189	<b>05-0197</b>	PMH700	<b>05-0692</b>	PMK592	<b>05-0640</b>	PNB480	<b>55-0053</b>		
PMH214	<b>05-0132</b>	PMH701	<b>05-0693</b>	PMK596	<b>05-0462</b>	PNB540	<b>55-0061</b>		
PMH230	<b>05-0046</b>	PMH907	<b>05-0457</b>	PMK597	<b>05-0568</b>	PNB542	<b>55-0060</b>		
PMH234	<b>05-0162</b>	PMH908	<b>05-0459</b>	PMK598	<b>05-0485</b>	PND111	<b>55-0020</b>		
PMH324	<b>05-0214</b>	PMH909	<b>05-0614</b>	PMK599	<b>05-0414</b>	PND112	<b>55-0038</b>		
PMH367	<b>05-0261</b>	PMH910	<b>05-0637</b>	PMK600	<b>05-0415</b>	PND113	<b>55-0024</b>		
PMH369	<b>05-0214</b>	PMH940	<b>05-0597</b>	PMK601	<b>05-0295</b>	PND118	<b>55-0032</b>		
PMH389	<b>05-0170</b>	PMH941	<b>05-0721</b>	PMK602	<b>05-0301</b>	PND121	<b>55-0014</b>		
PMH390	<b>05-0173</b>	PMH942	<b>05-0534</b>	PMK602	<b>05-0312</b>	PND121	<b>55-0010</b>		
PMH391	<b>05-0230</b>	PMH943	<b>05-0535</b>	PMK603	<b>05-0312</b>	PND122	<b>55-0023</b>		
PMH423	<b>05-0234</b>	PMH944	<b>05-0279</b>	PMK605	<b>05-0325</b>	PND130	<b>55-0012</b>		
PMH423	<b>05-0091</b>	PMH945	<b>05-0278</b>	PMK606	<b>05-0411</b>	PND132	<b>55-0013</b>		
PMH425	<b>05-0228</b>	PMH946	<b>05-0672</b>	PMK614	<b>05-0695</b>	PND133	<b>55-0020</b>		
PMH449	<b>05-0161</b>	PMH947	<b>05-0675</b>	PMK615	<b>05-0694</b>	PND148	<b>55-0004</b>		
PMH452	<b>05-0167</b>	PMH948	<b>05-0674</b>	PMK618	<b>05-0627</b>	PND150	<b>55-0015</b>		
PMH457	<b>05-0047</b>	PMH949	<b>05-0483</b>	PMK619	<b>05-0556</b>	PND154	<b>55-0022</b>		
PMH458	<b>05-0048</b>	PMH950	<b>05-0214</b>	PMK625	<b>05-0564</b>	PND160	<b>55-0016</b>		
PMH493	<b>05-0091</b>	PMH951	<b>05-0478</b>	PMK653	<b>05-0539</b>	PND161	<b>55-0025</b>		
PMH569	<b>05-0233</b>	PMH952	<b>05-0540</b>	PMK654	<b>05-0631</b>	PND163	<b>55-0033</b>		
PMH569	<b>05-0206</b>	PMH953	<b>05-0258</b>	PMK655	<b>05-0632</b>	PND190	<b>55-0082</b>		


METELLI ref.	Ø mm	ALU	PLA	CRCI	Marca - Make	Pagina Page
 <b>Cilindretto Freno - Wheel Cylinder</b>						
04-0001	22,22				Fiat	83
04-0002	19,05				Fiat	83-84
04-0003	22,22				Fiat, Seat, Zastava	84, 342-343, 438
04-0005	23,81				Fiat, Fso Polsky	81, 83-84, 140
04-0006	15,72				Fiat, Fso Polsky	81, 83-84, 140
04-0007	28,57				Fiat	84
04-0008	19,05				Fiat	84
04-0009	22,22				Fiat, Seat	82-83, 341-342
04-0010	28,57				Fiat, Fiat Lcv	80, 104
04-0012	28,57				Fiat Lcv	104
04-0013	28,57				Iveco	162-163
04-0014	31,75				Iveco	163
04-0016	25,40				Iveco	162-165, 167-168, 171
04-0017	19,05				Iveco	163
04-0024	26,98				Iveco	161-162, 172
04-0025	22,22				Iveco	161-162, 167, 171-172
04-0027	23,81				Innocenti, Reliant, Rover	158, 286, 338
04-0028	23,81				Innocenti, Reliant, Rover	158, 286, 337-338
04-0029	19,05				Daf, Ford Lcv, Innocenti, Reliant, Rover, Saab	79, 132, 158-159, 286, 334, 337-341
04-0030	28,57				Iveco	172
04-0033	19,05				Renault, Renault Lcv	314-315, 326
04-0034	19,05				Bedford, Ford Europe, Ford Lcv, Reliant, Rover	36, 113-114, 129-131, 286, 335-336
04-0035	20,32				Bedford, Ford Lcv, Reliant, Rover, Saab	35-36, 132, 286, 337-338, 341
04-0036	19,05				Bedford, Ford Europe, Ford Lcv, Reliant, Rover	36, 113-114, 129-131, 286, 335-336
04-0037	17,78	•			Bedford, Ford Europe, Ford Lcv, Marcos, Opel / Vauxhall, Reliant, Rover	36, 113, 132, 185, 250, 286, 335-336, 340
04-0038	19,05	•			Bedford, Ford Europe, Ford Lcv, Lotus, Reliant, Rover, Talbot	36, 114, 130, 132, 184-185, 286, 335-336, 340-341, 373
04-0039	20,32				Bedford, Ford Lcv, Reliant, Rover, Saab	35-36, 132, 286, 338, 341
04-0040	22,00				Talbot	373-374
04-0041	22,00				Talbot	373-374
04-0042	19,05				Peugeot, Talbot	258, 264, 272, 373-374
04-0043	15,87				Daf, Innocenti, Rover, Saab	79, 158, 338, 341
04-0044	22,22				VW	383, 398-399
04-0045	19,05				VW	383, 398-399
04-0046	15,87				Opel / Vauxhall	228-229, 239-240, 244-246
04-0048	17,46				Ford Europe	129
04-0049	17,78				Ford Europe, Ford Lcv, Hyundai, Reliant	114-116, 123, 126-127, 129-130, 157, 286-287
04-0050	23,81				Fiat, Fso Polsky	81, 140
04-0053	20,64				Renault, Renault Lcv	314-317, 326
04-0054	22,00				Renault, Renault Lcv	314-317, 326-327
04-0055	12,70				Innocenti	158
04-0056	23,81				Opel / Vauxhall	239-240
04-0057	23,81				Opel / Vauxhall	239-240
04-0058	15,87				Opel / Vauxhall	239-240, 245
04-0060	17,46				Audi, Seat, VW, VW Lcv	13-17, 33-34, 344-347, 349-351, 356-357, 385-391, 397-403, 410-412, 414, 416-418, 420-421, 424-425
04-0061	17,46				VW	383, 398-399
04-0062	17,46	•			Honda	148-149
04-0063	19,05				Toyota, Toyota Lcv	376-379, 381, 383
04-0064	20,64				Daihatsu, Toyota, Toyota Lcv	80, 376-381, 383
04-0065	20,64				Lada	174-176
04-0066	17,46				Fiat, Lancia, Seat	97, 178, 356
04-0067	20,32				Ford Lcv, Innocenti, Rover	132, 158-159, 331, 334, 337, 339
04-0068	15,00				Ford Europe, Ford Lcv	118, 131
04-0070	17,46				Citroën	57-58, 63-64
04-0071	17,46				Citroën, Citroën Lcv	57-58, 63-64, 72
04-0072	19,05				Autobianchi, Fiat, Fiat Lcv, Fso Polsky, Innocenti, Lada, Seat, Zastava	34-35, 80-84, 109, 140, 158-159, 174-175, 342-343, 355-356, 437-438

METELLI ref.	Ø mm	ALU	PLA	CRCI	Marca - Make	Pagina Page
 <b>Cilindretto Freno - Wheel Cylinder</b>						
04-0073	15,72				Fiat, Seat	84, 92-93, 355
04-0075	19,05				Opel / Vauxhall	240, 244
04-0076	19,05				Ford Europe, Ford Lcv, Volvo	113, 115, 130, 429
04-0077	14,29				Innocenti, Rover	158, 338
04-0078	31,75				Fiat	84
04-0081	19,05				Ford Europe	114, 129
04-0082	22,22				Renault, Renault Lcv	314-317, 326-327
04-0083	17,50				Ford Europe, Ford Lcv	118, 131
04-0084	22,22				Fiat, Seat	82-84, 342
04-0085	20,64				Daf, Ford Europe, Ford Lcv, Hyundai, Volvo	79, 113, 115, 130, 156, 430
04-0086	17,78				Ford Europe, Hyundai	113, 115, 156
04-0087	17,78				Talbot	372, 374
04-0088	22,00				Renault, Renault Lcv	291, 302-303, 324
04-0089	19,05				Bedford, Opel / Vauxhall	36, 235
04-0090	15,87	•			Mazda	186
04-0091	17,46				Mazda	185-189
04-0092	20,64				Toyota	377, 381
04-0093	17,46	•			Nissan	224
04-0094	20,64	•			Nissan	219, 223-225
04-0095	20,64	•			Nissan, Nissan Lcv	218-220, 222-225, 227
04-0096	25,40				Volvo	432
04-0097	22,20				Volvo	432
04-0098	22,20				Volvo	432
04-0099	15,87				Opel / Vauxhall	228-229, 244
04-0102	22,20				Mercedes Benz Lcv	209-211
04-0103	23,81				Mercedes Benz Lcv	211
04-0104	34,92				Om Carrelli Elevatori	228
04-0106	15,87				Audi, Nsu	12-14, 227-228
04-0109	19,05				Bmw	37-38, 46
04-0110	22,22				Bmw	37, 46
04-0111	20,64				Ford Europe	114-115
04-0112	20,64				Ford Europe	114-115
04-0113	19,05	•			Mazda	186, 188-189
04-0114	19,05				Skoda	359-360, 365
04-0115	20,64				Ford Europe, Ford Lcv, Land Rover, Rover	114, 116-118, 121, 123-124, 127-129, 131, 184, 335
04-0116	14,29				Audi, VW, VW Lcv	14-16, 33-34, 385-388, 397-398, 401-402, 410-411, 416-418, 424
04-0123	19,05				Bmw	37-38
04-0124	22,22				Bmw	37, 46
04-0125	19,05				Opel / Vauxhall	250
04-0126	19,05				Opel / Vauxhall	250
04-0127	19,05	•			Opel / Vauxhall, Reliant, Rover	250, 286-287, 334
04-0128	14,28	•			Rover	334
04-0129	22,22				Ford Europe, Ford Lcv	114-115, 130
04-0130	22,22				Ford Europe, Ford Lcv	115, 130
04-0131	15,87	•			Rover	334-336
04-0132	19,05				Chrysler (Usa) Dodge, Chrysler (Usa) Plymouth, Hyundai, Mitsubishi, Proton	55, 57, 154, 156, 213-217, 286
04-0133	19,05				Chrysler (Usa) Dodge, Chrysler (Usa) Plymouth, Hyundai, Mitsubishi	55, 57, 156, 213-217
04-0134	19,05				Chrysler (Usa) Dodge, Chrysler (Usa) Plymouth, Hyundai, Mitsubishi	55, 57, 156, 213-216
04-0135	17,46				Innocenti, Rover	159, 331, 337-338
04-0137	28,60				Citroën, Citroën Lcv	57, 63-64, 72
04-0138	19,05				Citroën, Citroën Lcv	57-58, 63, 72
04-0139	19,05				Citroën Lcv	72
04-0140	23,81				Peugeot	258, 264-265
04-0141	22,00				Citroën, Peugeot, Talbot	64-66, 256, 373
04-0142	23,80				Citroën, Peugeot	64, 256
04-0143	23,80				Citroën, Peugeot	64, 256
04-0144	23,80				Peugeot	256
04-0145	23,80				Peugeot	256
04-0146	22,00				Renault	301-303
04-0147	22,00				Renault	301-303


METELLI ref.	Ø mm	ALU	PLA	CRCI	Marca - Make	Pagina Page
 <b>Cilindretto Freno - Wheel Cylinder</b>						
04-0148	22,00				Renault	309, 313-314
04-0149	22,00				Renault	309, 313-314
04-0150	17,46				Talbot	373-374
04-0151	20,64				Matra, Peugeot, Talbot	185, 265, 371-374
04-0152	23,81				Peugeot, Talbot	258, 264, 374
04-0153	22,20				Rover	336
04-0154	22,20				Rover	336
04-0155	17,46				Opel / Vauxhall, Opel Lcv / Vauxhall Lcv	229-230, 236, 241-242, 253
04-0156	19,05				Autobianchi, Fiat, Fiat Lcv, Innocenti, Lancia, Seat, Seat Lcv	34-35, 81-83, 86, 92-93, 95-98, 102-105, 109-110, 112-113, 158, 178, 180-182, 348-349, 355-356, 359
04-0157	20,64				Ford Europe	128
04-0158	22,22				Citroën, Peugeot, Renault, Renault Lcv	64, 256, 270, 276-279, 291, 300-303, 316-322, 324, 327-329
04-0159	22,22				Citroën, Peugeot, Renault, Renault Lcv	64, 256, 270, 276-279, 291, 300-303, 316-322, 324, 327-329
04-0160	20,64				Matra, Peugeot, Talbot	185, 265, 272-273, 371-374
04-0161	17,46				Fiat, Lancia, Seat	97, 178, 180-181, 356
04-0164	20,32				Ford Lcv	132-133
04-0165	20,32				Ford Lcv	132-133
04-0166	20,32				Ford Lcv, Rover	132-133, 339-340
04-0167	20,32				Daf, Ford Lcv, Rover	79, 132-133, 332, 337, 339-340
04-0168	22,00				Citroën, Peugeot, Talbot	64-66, 256, 373
04-0169	20,64				Citroën, Peugeot	64-65, 256
04-0170	22,00				Matra, Peugeot, Talbot	185, 258, 264-265, 371-374
04-0171	22,00				Peugeot	275-279
04-0172	22,00				Peugeot	276-279
04-0173	22,00				Peugeot	275-278
04-0174	22,00				Peugeot	276-279
04-0175	17,46				Peugeot, Renault	270, 316
04-0176	17,46				Peugeot, Renault	270, 316
04-0177	17,46				Alfa Romeo	5-6, 8-9
04-0178	17,46				Alfa Romeo	5-6, 8-9
04-0179	15,87	•			Nissan	219, 222
04-0180	22,00				Talbot	371-372, 374
04-0181	22,22				Alfa Romeo Lcv, Citroën Lcv, Fiat Lcv, Peugeot Lcv, Talbot	11, 74, 105-106, 283-284, 372
04-0182	28,57				Citroën, Citroën Lcv	57-58, 63-64, 72
04-0183	15,72				Fiat	84, 92-93
04-0184	20,64				Lada	174-177
04-0185	19,05				Opel / Vauxhall	229-230, 240-241, 244
04-0186	14,28				Opel / Vauxhall, Opel Lcv / Vauxhall Lcv	236, 240-241, 253
04-0187	15,87				Rover	335-336
04-0188	15,87				Rover	335-336
04-0189	17,46				Rover	331, 337
04-0190	22,22				Rover	332
04-0192	20,64				Chrysler (Usa) Dodge, Mitsubishi	55, 214-216
04-0193	20,64				Chrysler (Usa) Dodge, Mitsubishi	55, 214-216
04-0194	15,87	•			Honda	149
04-0195	19,05	•			Honda	148
04-0196	15,87				Chrysler (Usa), Chrysler (Usa) Dodge, Chrysler (Usa) Dodge Truck, Chrysler (Usa) Plymouth, Nissan	54-57, 219
04-0197	17,46				Mazda	186, 188
04-0198	17,46				Rover	337
04-0199	17,46	•			Alfa Romeo, Nissan	9, 219-220, 222-224
04-0200	17,46	•			Nissan	219, 221-224
04-0201	17,78				Rover	339
04-0202	17,78				Rover	339
04-0203	22,22	•			Nissan	219-220, 223
04-0204	22,22	•			Nissan, Nissan Lcv	218-223, 225, 227
04-0205	23,81	•			Nissan	219-220, 223
04-0206	20,64	•			Nissan	219
04-0207	17,46	•			Honda, Rover	148-149, 153, 331, 334

METELLI ref.	Ø mm	ALU	PLA	CRCI	Marca - Make	Pagina Page
 <b>Cilindretto Freno - Wheel Cylinder</b>						
04-0208	17,46	•			Honda, Rover	148-149, 153, 331, 334
04-0209	19,05	•			Honda, Rover	149-150, 152-153, 331, 334
04-0210	19,05	•			Honda, Rover	149-150, 152-153, 331, 334
04-0211	20,64				Mazda	187
04-0212	20,64				Mazda	187
04-0213	19,05				Mazda	185, 187-188
04-0214	20,64				Mazda	187-189
04-0215	20,64				Mazda	187-189
04-0216	20,64				Daihatsu, Toyota	80, 377-378, 381
04-0217	19,05				Toyota	378, 381
04-0218	15,87				Toyota	381
04-0219	23,81				Renault, Renault Lcv	314-317, 326
04-0220	23,81				Renault, Renault Lcv	314-317, 326
04-0221	22,20				Ford Lcv, Rover	132-133, 339-340
04-0222	22,20				Ford Lcv, Rover	132-133, 339-340
04-0223	19,05				Ford Lcv, Iveco	131-133, 167-168
04-0224	23,81				Ford Lcv	132-134
04-0225	23,81				Ford Lcv	132-134
04-0226	15,87				Audi, Seat, VW, VW Lcv	13-17, 33, 344, 385, 388-389, 399-400, 402-403, 410-411, 417, 424
04-0228	17,46				GM (Usa) Buick, GM (Usa) Chevrolet, GM (Usa) Oldsmobile, GM (Usa) Pontiac	141-143, 146-147
04-0229	19,05				GM (Usa) Buick, GM (Usa) Chevrolet, GM (Usa) Gmc Truck, GM (Usa) Oldsmobile, GM (Usa) Pontiac	140-147
04-0230	15,00				Ford Europe, Ford Lcv	118, 131
04-0231	17,46				Ford Europe, Ford Lcv	118, 131
04-0232	15,87	•			Rover	334-336
04-0233	17,78	•			Ford Europe, Lotus, Rover	113-114, 184-185, 331, 334
04-0234	25,40	•			Rover	334
04-0235	25,40				Rover	334
04-0236	25,40				Rover	334
04-0237	19,05				Ford Lcv, Rover	133, 339-340
04-0238	23,81				Rover	339-340
04-0239	23,81				Rover	339-340
04-0240	14,28				Rover	339
04-0241	22,20				Bedford, Ford Lcv, Rover	35-36, 132, 335
04-0242	22,20				Bedford, Ford Lcv, Rover	35-36, 132, 335
04-0243	23,81				Bedford	36
04-0244	23,81				Bedford	36
04-0245	15,87				Bedford, Ford Lcv	36, 132
04-0246	20,33				Bedford	35-36
04-0247	17,46				Alfa Romeo Lcv, Daf, Ford Lcv, Iveco, Ldv (Leyland-Daf-Van), Lotus, Rover	11, 79, 131, 167-168, 184-185, 340
04-0248	15,87				Alfa Romeo Lcv, Daf, Ford Lcv, Iveco, Ldv (Leyland-Daf-Van)	11, 79, 133, 167-168, 184
04-0249	25,40				Alfa Romeo Lcv, Citroën Lcv, Fiat Lcv, Peugeot Lcv, Renault Lcv, Talbot	11, 74, 105-107, 283-284, 323, 372
04-0250	26,99				Alfa Romeo Lcv, Citroën Lcv, Fiat Lcv, Peugeot Lcv, Talbot	11, 74, 105-107, 283-284, 372
04-0252	15,00				Fiat	100-101
04-0253	19,05				Fiat, Lancia	98-99, 101, 178
04-0254	17,50				Fiat, Fiat Lcv	98-101, 110
04-0255	20,64				Citroën, Peugeot	64-65, 256
04-0256	20,33				Bedford	35-36
04-0257	17,46				Rover	332
04-0258	25,40				Land Rover	184
04-0259	25,40				Land Rover	184
04-0260	31,75				Land Rover	183-184
04-0261	31,75				Land Rover	183-184
04-0262	28,60				Land Rover	183-184
04-0263	28,60				Land Rover	183-184
04-0264	20,64				Isuzu, Toyota	159, 377
04-0265	22,20				Toyota	377, 380
04-0266	19,05				Mazda	187
04-0267	19,05				Toyota	375-378, 381
04-0268	19,05				Toyota	375-378, 381




METELLI ref.	Ø mm	ALU	PLA	CRCI	Marca - Make	Pagina Page
 <h2 style="text-align: center;">Cilindretto Freno - Wheel Cylinder</h2>						
04-0269	17,46				GM (Usa) Chevrolet, GM (Usa) Geo, Toyota	144, 376, 378, 381
04-0270	17,46				GM (Usa) Chevrolet, GM (Usa) Geo, Toyota	144, 376, 378, 381
04-0271	19,05				Chrysler (Usa) Dodge Truck, Ford Usa, Ford Usa Mercury	56, 137-138
04-0272	20,64				Chrysler (Usa) Dodge, Chrysler (Usa) Plymouth, Ford Usa, Ford Usa Mercury	55, 57, 137-138
04-0273	20,64				Ford Usa, Ford Usa Mercury	136, 138
04-0274	20,64				Ford Usa, Ford Usa Mercury	136, 138
04-0275	20,20				Ford Usa, Ford Usa Mercury	136-138
04-0276	20,20				Ford Usa, Ford Usa Mercury	136-138
04-0277	17,46	•			Nissan	224
04-0278	23,81				VW Lcv	425, 428
04-0279	19,05				Fiat, Fiat Lcv, Innocenti	88, 103, 109, 158
04-0280	20,64				Renault	287, 292
04-0281	14,28				Chrysler (Usa), Chrysler (Usa) Dodge, Chrysler (Usa) Plymouth	54-55, 57
04-0282	23,81				Iveco	162, 164
04-0283	22,22				Fiat	80
04-0284	15,87				GM (Usa) Buick, GM (Usa) Cadillac, GM (Usa) Chevrolet, GM (Usa) Oldsmobile, GM (Usa) Pontiac	140-143, 146-147
04-0285	22,00				Citroën Lcv, Matra, Renault, Renault Lcv, Talbot	73, 185, 290-292, 303-304, 324-325, 371-374
04-0286	19,05	•			Honda	148, 153
04-0287	22,20				American Motors, Chrysler (Usa) Dodge Truck, Chrysler (Usa) Jeep, Ford Usa, Ford Usa Mercury, Ford Usa Truck	11-12, 56-57, 136-139
04-0288	22,20				American Motors, Chrysler (Usa) Dodge Truck, Chrysler (Usa) Jeep, Ford Usa, Ford Usa Mercury, Ford Usa Truck	11-12, 56-57, 136-139
04-0289	23,81				American Motors, Chrysler (Usa) Jeep, Ford Usa, Ford Usa Lincoln, Ford Usa Mercury, Ford Usa Truck	11-12, 56-57, 136-139
04-0290	23,81				American Motors, Chrysler (Usa) Jeep, Ford Usa, Ford Usa Lincoln, Ford Usa Mercury, Ford Usa Truck	11-12, 56-57, 136-139
04-0291	23,81				Chrysler (Usa) Jeep, GM (Usa) Buick, GM (Usa) Cadillac, GM (Usa) Chevrolet, GM (Usa) Gmc Truck, GM (Usa) Oldsmobile, GM (Usa) Pontiac	56-57, 140-147
04-0292	25,40				Chrysler (Usa) Jeep, GM (Usa) Buick, GM (Usa) Cadillac, GM (Usa) Chevrolet, GM (Usa) Gmc Truck, GM (Usa) Oldsmobile, GM (Usa) Pontiac	57, 140-147
04-0294	20,64	•			Honda	148
04-0295	22,20				Om Carrelli Elevatori	228
04-0296	17,46				Opel / Vauxhall	230, 241, 243, 246
04-0297	19,05				Opel / Vauxhall	230, 240-241, 243
04-0298	19,05				Chevrolet, Daewoo, Opel / Vauxhall, Opel Lcv / Vauxhall Lcv	53, 78-79, 230-233, 236-239, 241-243, 247-249, 251-254
04-0299	14,28				Opel / Vauxhall, Opel Lcv / Vauxhall Lcv	235, 241, 253
04-0300	17,46				Daewoo, GM (Usa) Pontiac, Opel / Vauxhall, Opel Lcv / Vauxhall Lcv	78-79, 147, 229-233, 235-236, 241-243, 253
04-0301	19,05				Opel / Vauxhall, Opel Lcv / Vauxhall Lcv	242-244, 246, 252
04-0302	20,64				Ford Europe	118
04-0303	19,05				Opel / Vauxhall	229-230
04-0304	19,05				Rover	339
04-0305	19,05				Rover	339
04-0306	14,29	•			Rover	336
04-0307	15,87	•			Rover	335-336
04-0308	17,46				Rover	334, 340
04-0309	20,33				Rover	340
04-0310	20,64				Bmw	38
04-0311	22,20	•			Rover	334
04-0312	22,20				Rover	334
04-0313	22,20				Rover	334
04-0314	17,78				Renault, Renault Lcv	300, 316, 324
04-0315	17,78				Renault, Renault Lcv	300, 316, 324
04-0316	22,22				Renault	301-302
04-0317	22,22				Renault	301-302
04-0318	17,46				Talbot	373-374
04-0319	28,57				Peugeot	272, 275-278
04-0320	28,57				Peugeot	272, 276-278
04-0321	30,00				Peugeot	272, 275-278
04-0322	15,87	•			Nissan	218, 220, 223-224
04-0324	17,46				Mercedes Benz, Mercedes Benz Lcv	199, 208-209


METELLI ref.	Ø mm	ALU	PLA	CRCI	Marca - Make	Pagina Page
<b>Cilindretto Freno - Wheel Cylinder</b>						
04-0325	17,46				Ford Usa Mercury, Mazda	138, 186
04-0326	20,64				Volvo	429
04-0327	20,33				Ford Lcv	134
04-0328	22,20				Ford Lcv	134
04-0329	22,20				Ford Lcv	134
04-0330	22,20				Ford Lcv	134
04-0331	23,81				Ford Lcv	131, 134
04-0332	23,81				Ford Lcv	131, 134
04-0333	25,40				Ford Lcv	134
04-0334	25,40				Ford Lcv	134
04-0335	20,33				Ford Lcv	134
04-0336	20,33				Ford Lcv	134
04-0337	17,78	•			Rover	340
04-0338	17,46	•			Subaru	367
04-0339	15,87	•			Subaru	367
04-0340	19,05	•			Subaru	368
04-0341	14,29	•			Subaru	367
04-0342	17,46	•			Subaru	368
04-0343	19,05			•	Peugeot, Peugeot Lcv	258-262, 281
04-0344	19,05			•	Peugeot, Peugeot Lcv	258-262, 281
04-0345	20,64			•	Peugeot	258-259, 270-271
04-0346	20,64			•	Peugeot	258-259, 270-271
04-0347	19,05			•	Peugeot, Peugeot Lcv	258-262, 281
04-0348	19,05			•	Peugeot, Peugeot Lcv	258-262, 281
04-0349	19,05				Audi, Seat, Skoda, VW, VW Lcv	14, 16-17, 345-347, 349-351, 361-363, 388-389, 391-392, 397-398, 403, 410-412, 420-421, 424
04-0350	17,46				Ford Europe, Ford Lcv	118-119, 131
04-0351	19,05				Ford Europe	119
04-0352	22,00				Ford Europe, Ford Lcv	118-119, 131
04-0353	23,81				Ford Lcv	130
04-0354	19,05				Ford Europe	114-116, 123-124, 129
04-0356	22,20				Ford Europe, Ford Lcv, Ford Usa Mercury, Hyundai	116-118, 121, 124, 126-131, 138, 157
04-0358	22,20				Renault, Renault Lcv	295, 310-313, 325
04-0359	22,20				Renault, Renault Lcv	295, 310-313, 325
04-0360	22,00				Renault, Renault Lcv	291, 303-304, 324, 329-330
04-0361	23,81				Opel Lcv / Vauxhall Lcv, Renault Lcv	251, 329-330
04-0362	20,64			•	Peugeot	263-264, 272-273
04-0363	20,64			•	Peugeot	264, 272-273
04-0364	22,20				Peugeot, Renault, Renault Lcv	276-280, 289-291, 317, 322, 327-328
04-0365	20,64				Peugeot, Peugeot Lcv, Talbot	265-267, 270-271, 278-279, 281, 374
04-0366	22,20				Bedford, Isuzu	36-37, 159-160
04-0367	22,20				Bedford	36-37
04-0368	15,87	•			Bedford, Suzuki Lcv	37, 371
04-0369	15,87	•			Bedford, Suzuki Lcv	37, 371
04-0370	22,00				Citroën	66
04-0371	19,05				Citroën	58-59
04-0372	22,20				Toyota, Toyota Lcv, VW Lcv	375, 382-383, 425
04-0373	19,05				Toyota	375-376
04-0374	19,05				Toyota	375-376
04-0375	22,20				Toyota, Toyota Lcv	380, 383
04-0376	23,81				Toyota, Toyota Lcv	380, 382-383
04-0377	20,64				Toyota, Toyota Lcv	380, 383
04-0378	25,40				Toyota, Toyota Lcv	380, 382
04-0379	17,46	•			Honda	153
04-0380	19,05	•			Honda	149-150
04-0381	19,05	•			Honda	150-152
04-0382	19,05	•			Honda, Suzuki, Suzuki Lcv	150-152, 368-369, 371
04-0383	22,20	•			Suzuki	369


METELLI ref.	Ø mm	ALU	PLA	CRCI	Marca - Make	Pagina Page
 <b>Cilindretto Freno - Wheel Cylinder</b>						
04-0384	22,20	•			Suzuki	369
04-0385	23,81	•			GM (Usa) Geo, Suzuki	144, 369-370
04-0386	23,81	•			GM (Usa) Geo, Suzuki	144, 369-370
04-0387	15,87				GM (Usa) Geo, Suzuki	144, 370
04-0388	17,46				Ford Usa Mercury, Mazda	138, 186-187
04-0389	19,05	•			Subaru	367-368
04-0390	20,64				Hyundai	156
04-0391	20,64				Hyundai	156
04-0392	19,05				Hyundai, Mitsubishi	154, 156, 216
04-0393	20,64				Hyundai, Mitsubishi	154-156, 216
04-0394	25,40				VW Lcv	423-424
04-0395	25,40				VW Lcv	423-424
04-0396	20,64				Toyota, Toyota Lcv	380, 382-383
04-0398	17,46				Alfa Romeo	5-8
04-0399	17,46				Alfa Romeo	5-8
04-0401	44,45				Iveco	160, 163-164, 167
04-0402	50,80				Iveco	163, 166
04-0404	38,10				Iveco	163-164, 167
04-0405	44,45				Iveco	163-164, 167
04-0406	50,80				Iveco	160, 164-165, 167
04-0407	50,80				Iveco	160, 166
04-0408	50,80				Iveco	160
04-0409	50,80				Iveco	160
04-0410	26,98				Iveco	165-166
04-0412	57,15				Iveco	161
04-0413	31,75				Iveco	166
04-0414	31,75				Iveco	160
04-0415	19,05				Peugeot	260-262
04-0416	15,87				Bmw	37
04-0417	17,46				Bmw	37
04-0418	22,00				Renault Lcv	322, 327
04-0419	22,00				Renault Lcv	322, 327-328
04-0420	20,64				Iveco	168
04-0421	22,20				Land Rover	184
04-0422	22,20				Land Rover	184
04-0423	26,99				Land Rover	183-184
04-0424	26,99				Land Rover	183-184
04-0425	17,46				Ford Lcv, Seat	132, 348-349, 354-355
04-0426	19,05				Ford Europe	118
04-0427	20,64				Volvo	429-430
04-0428	20,64				Volvo	429-430
04-0429	19,05			•	Citroën, Peugeot	58-59, 64-65, 256-257
04-0430	19,05			•	Citroën, Peugeot	58-59, 64-65, 256-257
04-0431	20,64			•	Citroën, Renault, Renault Lcv	70-71, 287-288, 300-301, 316-317, 321, 324
04-0432	20,64			•	Citroën, Renault, Renault Lcv	70-71, 287-288, 300-301, 316-317, 321, 324
04-0433	22,20				Fiat, Fiat Lcv	80-81, 104
04-0434	19,05				Opel / Vauxhall	228-230, 240-241, 244, 246
04-0437	20,64			•	Citroën, Peugeot, Renault, Renault Lcv	66-68, 70-71, 265-268, 287-288, 304-309, 318-321, 325, 328
04-0438	20,64			•	Citroën, Peugeot, Renault, Renault Lcv	66-68, 70-71, 265-268, 287-288, 304-309, 318-321, 325, 328-329
04-0442	20,64				Fiat, Fiat Lcv, Lancia	89, 93-94, 110-111, 180-182
04-0443	17,46				Opel / Vauxhall, Opel Lcv / Vauxhall Lcv	243, 254
04-0444	22,20				Ford Europe	128
04-0445	17,78				Ford Australia	113
04-0446	20,64				Chrysler (Usa) Dodge Truck, Mitsubishi, Mitsubishi Lcv	55-56, 216-218
04-0447	20,64				Chrysler (Usa) Dodge Truck, Mitsubishi, Mitsubishi Lcv	55-56, 216-218
04-0450	17,46				Mazda, Mazda Lcv	186, 188-189
04-0451	17,46				Mazda, Mazda Lcv	186, 188-189
04-0453	22,20				Ford Australia	113

METELLI ref.	Ø mm	ALU	PLA	CRCl	Marca - Make	Pagina Page
<b>Cilindretto Freno - Wheel Cylinder</b>						
04-0456	22,20				Mercedes Benz Lcv	211
04-0457	23,81				VW	383
04-0461	19,05	•			Honda, Rover	151-152, 331-334
04-0462	19,05	•			Honda, Rover	151-152, 331-334
04-0463	22,20				Bmw	38
04-0464	17,46				Ford Usa, Mazda	137, 187-189
04-0465	20,64				Toyota	375
04-0466	20,64				Toyota	375
04-0467	19,05				Mazda Lcv	189
04-0468	19,05				Mazda Lcv	189
04-0469	19,05				Mazda	189
04-0470	19,05				Mazda	189
04-0471	23,81	•			Nissan, Nissan Lcv	224, 226
04-0472	22,20	•			Nissan Lcv	226
04-0473	20,64				Mitsubishi	215, 217
04-0474	19,05	•			Honda	148-149, 152
04-0475	19,05	•			Honda	148-149, 152
04-0476	22,00				Peugeot, Renault, Renault Lcv	270, 291, 300-303, 309-310, 312-313, 316-319, 321-322, 324, 327-329
04-0477	22,00				Peugeot, Renault, Renault Lcv	270, 291, 300-303, 309-310, 312-313, 316-319, 321-322, 324, 327-329
04-0478	22,00			•	Renault, Renault Lcv	309-310, 312-313, 325
04-0479	22,00			•	Renault, Renault Lcv	309-310, 312-313, 325
04-0480	20,64			•	Citroën, Peugeot	70-71, 270-271
04-0481	20,64			•	Citroën, Peugeot	70-71, 270-271
04-0482	19,05	•			Honda	150
04-0483	20,64	•			Honda	148-149
04-0484	20,64	•			Honda	148-149
04-0485	19,05				Toyota, Toyota Lcv	374, 382-383
04-0486	15,87	•			Nissan Lcv	226
04-0487	17,46	•			Nissan Lcv	226-227
04-0489	20,64	•			Nissan, Nissan Lcv	221, 227
04-0490	25,40				Bedford, Isuzu, Opel / Vauxhall, Opel Lcv / Vauxhall Lcv	35, 37, 159, 239, 252
04-0491	19,05	•			Mazda	186, 188-189
04-0492	19,05				Mazda	186, 188-189
04-0493	15,87	•			Nissan Lcv	226
04-0494	19,05	•			Nissan, Nissan Lcv	220-222, 224, 227
04-0497	15,87				GM (Usa) Geo, Isuzu	144, 159
04-0498	17,46				Mazda, Mazda Lcv	188-189
04-0499	17,46				Mazda, Mazda Lcv	188-189
04-0500	22,00				Fiat, Fiat Lcv	85-86, 90, 94, 111
04-0502	20,64	•			Honda	148
04-0503	22,20	•			Suzuki	369
04-0504	22,20				Toyota, Toyota Lcv, VW Lcv	374-375, 380, 383, 425
04-0505	20,64				Hyundai	156
04-0506	22,20	•			Suzuki	369
04-0507	17,46	•			GM (Usa) Chevrolet, GM (Usa) Geo, Suzuki	144, 369-370
04-0508	25,40				Om Carrelli Elevatori	228
04-0511	15,87	•			Nissan	222-223
04-0512	17,46				GM (Usa) Geo, Isuzu	144, 159
04-0513	17,46				Ford Usa, Ford Usa Mercury	136, 138
04-0514	15,87				Ford Brasile, Kia, Mazda	113, 173, 185
04-0515	23,81				GM (Usa) Geo, Suzuki	144, 369-370
04-0516	23,81				GM (Usa) Geo, Suzuki	144, 369-370
04-0517	17,46	•			Nissan, Nissan Lcv	221, 226
04-0518	22,00				GM (Usa) Buick, GM (Usa) Cadillac, GM (Usa) Chevrolet, GM (Usa) Oldsmobile, GM (Usa) Pontiac	140-143, 145-146
04-0519	22,20				GM (Usa) Chevrolet, GM (Usa) Gmc Truck, GM (Usa) Oldsmobile, GM (Usa) Pontiac	142-147
04-0521	19,05				Mazda	186, 188
04-0522	19,05				Mazda	186, 188
04-0523	23,81				GM (Usa) Chevrolet, GM (Usa) Gmc Truck	142-145


METELLI ref.	Ø mm	ALU	PLA	CRCI	Marca - Make	Pagina Page
 <h3>Cilindretto Freno - Wheel Cylinder</h3>						
04-0524	25,40				Ford Usa Lincoln	137
04-0528	19,05				GM (Usa) Buick, GM (Usa) Cadillac, GM (Usa) Chevrolet, GM (Usa) Oldsmobile, GM (Usa) Pontiac	140-142, 145-146
04-0529	17,46	•			Nissan, Nissan Lcv	219, 222-224, 227
04-0530	14,28	•			Nissan Lcv	226
04-0532	19,05	•			Nissan	224
04-0533	22,20	•			Nissan	218
04-0535	25,40				Ford Usa, Ford Usa Lincoln, Ford Usa Truck	137-139
04-0536	25,40				Ford Usa, Ford Usa Lincoln, Ford Usa Truck	137-139
04-0537	19,05				GM (Usa) Chevrolet, GM (Usa) Pontiac	142, 147
04-0538	19,05				GM (Usa) Chevrolet	142
04-0539	19,05				Ford Usa, Ford Usa Mercury	137-138
04-0540	20,64				Ford Usa Truck	139
04-0541	15,80				GM (Usa) Buick, GM (Usa) Cadillac, GM (Usa) Chevrolet, GM (Usa) Oldsmobile, GM (Usa) Pontiac	141-143, 146-147
04-0543	19,05				GM (Usa) Buick, GM (Usa) Chevrolet, GM (Usa) Oldsmobile, GM (Usa) Pontiac	140, 142-143, 146-147
04-0544	27,00				GM (Usa) Chevrolet, GM (Usa) Gmc Truck	144-145
04-0545	30,00				GM (Usa) Chevrolet, GM (Usa) Gmc Truck	144-145
04-0553	20,60	•			Nissan Lcv	226
04-0554	15,87	•			Nissan Lcv	226
04-0556	17,46	•			Nissan Lcv	226-227
04-0558	19,05				Alfa Romeo	6, 9
04-0559	19,05				Alfa Romeo	6, 9
04-0560	20,64	•			Bmw	46
04-0561	22,20				Ford Lcv	132-134
04-0562	22,20				Ford Lcv	132-134
04-0565	22,20				Bedford	36
04-0566	22,20				Bedford	36
04-0567	19,05			•	Citroën, Peugeot	59, 64-65, 256-258
04-0568	19,05			•	Citroën, Peugeot	59, 64-65, 256-258
04-0577	20,64			•	Citroën, Peugeot, Renault, Renault Lcv	66-68, 70-71, 263, 265-268, 304-309, 325
04-0578	20,64			•	Citroën, Peugeot, Renault, Renault Lcv	66-68, 70-71, 263, 265-268, 304-309, 325
04-0579	19,05				Peugeot	256-258, 263
04-0580	28,60				Iveco	166
04-0581	15,87				Mercedes Benz Lcv	211
04-0582	25,40				Peugeot Lcv	284-285
04-0583	20,64				Peugeot, Talbot	278-279, 374
04-0584	20,64				Renault Lcv	322, 327-328
04-0585	20,64				Renault Lcv	322, 327-328
04-0586	22,00				Renault	291, 303
04-0587	22,22				Renault	309, 313-314
04-0588	22,22				Renault	309, 313-314
04-0589	20,64			•	Renault, Renault Lcv	287-288, 318-321, 328-329, 331
04-0590	20,64			•	Renault, Renault Lcv	287-288, 318-321, 328-329, 331
04-0591	22,00			•	Renault, Renault Lcv	309-310, 312-313, 325
04-0592	22,00			•	Renault, Renault Lcv	309-310, 312-313, 325
04-0594	20,64	•			Audi, Seat Lcv, Skoda, VW, VW Lcv	13-14, 17, 359, 361-364, 403-404, 421-423
04-0595	22,20				Seat, Seat Lcv	355-356, 359
04-0596	20,64				Renault	311
04-0597	14,29	•			VW	387-388, 397-398
04-0598	15,87	•			Audi, Seat, VW	17, 344, 388-389, 399-400
04-0599	19,05				Citroën, Renault, Renault Lcv	59, 307-309, 325
04-0600	19,05				Citroën, Renault, Renault Lcv	59, 307-309, 325
04-0601	20,64				Citroën, Renault, Renault Lcv	58-59, 320, 331
04-0602	20,64				Fiat, Fiat Lcv, Ford Europe, Lancia	84, 93-94, 110-111, 124, 181-182
04-0603	23,81				Bmw	39-40
04-0604	22,22				Ford Europe	125
04-0605	20,64				Ford Europe	125
04-0606	22,22				Ford Europe	125
04-0607	25,40				Mercedes Benz Lcv, Nissan	209, 218, 220, 225

METELLI ref.	Ø mm	ALU	PLA	CRCI	Marca - Make	Pagina Page
<b>Cilindretto Freno - Wheel Cylinder</b>						
04-0608	17,46	•			Audi, Seat, VW, VW Lcv	17, 344-347, 349-352, 356-357, 386, 388-391, 399-400, 411-412, 414-416, 423, 425
04-0609	20,64				VW Lcv	425-427
04-0612	20,64				Alfa Romeo, Fiat, Fiat Lcv	1, 91-92, 99-101, 110
04-0613	22,22				Citroën Lcv, Fiat Lcv, Peugeot Lcv	74, 112, 283-284
04-0614	50,80				Iveco	160, 167
04-0615	22,20				Peugeot, Talbot	264-265, 371-372, 374
04-0616	22,20				Ford Lcv, Nissan	132, 135, 224-225
04-0617	20,64				Ford Lcv	132, 135
04-0618	25,40				Ford Lcv, Nissan Lcv	135-136, 225
04-0619	19,05				Skoda	359-361
04-0620	44,45				Iveco	165-166
04-0621	31,75				Iveco	165-166
04-0622	17,46	•			Daihatsu	79
04-0623	17,46	•			Daihatsu	79
04-0624	20,64			•	Nissan	222
04-0625	20,64			•	Nissan	222
04-0632	22,22				Mitsubishi, Mitsubishi Lcv	214-218
04-0633	22,22				Mitsubishi, Mitsubishi Lcv	214-218
04-0634	25,40				Citroën Lcv, Fiat Lcv, Peugeot Lcv	75, 77, 107, 282
04-0635	27,00				Citroën Lcv, Fiat Lcv, Peugeot Lcv	75-77, 107-108, 282
04-0636	28,60				Citroën Lcv, Fiat Lcv, Peugeot Lcv	75, 77, 107-108, 282
04-0640	23,81				Iveco	166, 173
04-0642	19,05				Citroën, Citroën Lcv, Fiat, Fiat Lcv, Lancia, Peugeot, Peugeot Lcv	63-64, 75-77, 101-102, 111-112, 183, 280-281, 283
04-0644	22,00				Alfa Romeo, Fiat, Lancia	1, 98-101, 178-179
04-0645	22,00				Fiat, Lancia	85-86, 90, 178-179
04-0646	20,64				Fiat Lcv	109
04-0647	20,64				Citroën, Peugeot, Peugeot Lcv	68-69, 72, 265-269, 281-282
04-0648	20,64				Citroën, Peugeot, Renault	64-68, 70-71, 257-258, 265-267, 293-294, 297-299, 318
04-0649	19,05				Renault	293-294
04-0650	22,00				Citroën, Citroën Lcv, Peugeot Lcv	59-60, 69-70, 72-73, 285
04-0651	20,64				Peugeot	273
04-0652	23,81				Iveco	168
04-0653	22,20	•			VW	392
04-0654	20,64				Peugeot	274-275
04-0655	20,64				Peugeot	274-275
04-0656	19,05	•			Hyundai	154-155, 157
04-0657	19,05	•			Hyundai	154-155, 157
04-0658	20,64	•			Hyundai	154, 156
04-0659	20,64	•			Hyundai	154, 156
04-0660	22,20				Bmw	40
04-0661	19,05				VW Lcv	425-428
04-0662	17,46				Mitsubishi	214-215, 217
04-0663	17,78				Nissan	220
04-0664	23,81				Mitsubishi	214-215
04-0665	23,81				Mitsubishi	214-215
04-0666	22,20				Ford Europe, Nissan	124-125, 224
04-0667	23,81				Ford Europe, Nissan, Nissan Lcv	124-125, 223-224, 227
04-0668	19,05	•			Toyota	376-377
04-0669	19,05	•			Toyota	376-377
04-0670	19,05				Toyota	376-379
04-0671	19,05				Toyota	376-379
04-0672	20,64			•	Peugeot	274-275
04-0673	20,64			•	Peugeot	274-275
04-0674	17,46				Renault	295-299
04-0675	25,40				Opel Lcv / Vauxhall Lcv, Renault Lcv	251, 329-330
04-0676	19,05				Fiat	92
04-0677	19,05	•			Opel / Vauxhall, Opel Lcv / Vauxhall Lcv	230-233, 236-239, 247-254
04-0678	25,40				Nissan, Nissan Lcv	221, 225

METELLI ref.	Ø mm	ALU	PLA	CRCI	Marca - Make	Pagina Page
 <b>Cilindretto Freno - Wheel Cylinder</b>						
04-0679	19,05	•			Audi, Seat, Skoda, VW, VW Lcv	16-17, 345-353, 360-363, 365, 388-389, 391-392, 397-398, 403, 410-414, 420-421, 424
04-0680	19,05				Skoda	361-362
04-0681	17,46	•			Subaru, Suzuki	367-370
04-0682	17,46	•			Subaru, Suzuki	367-370
04-0683	19,05				Ford Europe	119
04-0684	26,80				VW Lcv	423-424
04-0685	22,00				Renault, Renault Lcv	318-319, 328
04-0686	22,00				Renault, Renault Lcv	318-319, 328-329
04-0687	22,20				Nissan, Nissan Lcv	221, 225
04-0688	20,64				Hyundai	157
04-0689	20,64				Hyundai	157
04-0690	20,64	•			Fiat, Fiat Lcv	94-95, 111
04-0691	22,22				Suzuki	369-370
04-0700	22,20				Renault	294
04-0703	17,78				Dacia, Renault, Renault Lcv	77-78, 289-290, 320-321, 331
04-0704	20,64	•			Citroën, Citroën Lcv, Peugeot	60-61, 64-68, 73, 255, 257-258, 263, 265-267
04-0705	22,22				Skoda	362
04-0706	20,64				Skoda	362
04-0707	19,05	•			Honda, Hyundai, Rover	150-156, 332-334
04-0708	19,05	•			Honda, Hyundai, Rover	151-156, 332-334
04-0711	25,40				Isuzu, Nissan, Nissan Lcv	159-160, 220, 225
04-0714	17,78				Ford Europe, Ford Lcv	115-116, 124-125, 130
04-0715	22,22				Nissan, Toyota	221, 223, 380
04-0716	20,64				Toyota	375
04-0717	19,05				Toyota	377-378
04-0718	19,05				Honda	149
04-0720	22,20				GM (Usa) Buick, GM (Usa) Cadillac, GM (Usa) Chevrolet, GM (Usa) Oldsmobile, GM (Usa) Pontiac	140-143, 145-146
04-0725	22,20				Om Carrelli Elevatori	228
04-0726	19,05				Ford Usa Truck, Mazda Lcv	139, 189
04-0727	20,64				Ford Usa Truck, Mazda Lcv	139, 189
04-0728	22,20				GM (Usa) Chevrolet, GM (Usa) Gmc Truck	142-143, 145
04-0729	19,05				GM (Usa) Chevrolet, GM (Usa) Gmc Truck, GM (Usa) Oldsmobile, Isuzu	143-146, 159
04-0730	23,81				GM (Usa) Buick, GM (Usa) Chevrolet, GM (Usa) Oldsmobile, GM (Usa) Pontiac	140-147
04-0731	19,05				GM (Usa) Buick, GM (Usa) Chevrolet, GM (Usa) Gmc Truck, GM (Usa) Oldsmobile	141, 143, 145-146
04-0732	20,64				GM (Usa) Chevrolet, GM (Usa) Gmc Truck	142, 145
04-0733	20,64				GM (Usa) Chevrolet	142-143
04-0734	19,05				Ford Usa, Ford Usa Mercury	136, 138
04-0735	19,05				Ford Usa, Ford Usa Mercury	136, 138
04-0736	25,40				Chrysler (Usa) Dodge Truck, Chrysler (Usa) Ihc Truck, Chrysler (Usa) Plymouth, Ford Usa, Ford Usa Mercury, Ford Usa Truck	55-57, 137-139
04-0737	25,40				Chrysler (Usa) Dodge Truck, Chrysler (Usa) Ihc Truck, Chrysler (Usa) Plymouth, Ford Usa, Ford Usa Mercury, Ford Usa Truck	55-57, 137-139
04-0738	22,20				GM (Usa) Chevrolet, Suzuki	144, 369-371
04-0739	22,20				GM (Usa) Chevrolet, Suzuki	144, 369-371
04-0740	17,46				Toyota Lcv	383
04-0741	20,64				GM (Usa) Buick, GM (Usa) Chevrolet, GM (Usa) Oldsmobile, GM (Usa) Pontiac	140, 142, 146
04-0742	22,00	•			Fiat, Fiat Lcv	95, 111
04-0743	19,05				Dacia, Renault, Renault Lcv	77, 289-290, 320-321
04-0744	17,46	•			Renault, Renault Lcv	289-290, 320-321
04-0745	19,05	•			Mercedes Benz	191
04-0746	17,78	•			Mercedes Benz	191
04-0747	22,00				Citroën, Peugeot	68-69, 268-269
04-0748	22,20				Mercedes Benz Lcv	211
04-0749	17,46				GM (Usa) Buick, GM (Usa) Chevrolet, GM (Usa) Oldsmobile, GM (Usa) Pontiac	140-143, 145-147
04-0750	22,20				GM (Usa) Cadillac, GM (Usa) Chevrolet, GM (Usa) Oldsmobile	141-143, 146
04-0751	23,81				Toyota, Toyota Lcv	375, 383
04-0752	23,81				Chrysler (Usa) Dodge Truck, GM (Usa) Cadillac, GM (Usa) Gmc Truck	56, 141, 145
04-0753	19,05				Chrysler (Usa), Chrysler (Usa) Dodge, Chrysler (Usa) Dodge Truck, Chrysler (Usa) Jeep	54-57
04-0754	48,00				Iveco	165

METELLI ref.	Ø mm	ALU	PLA	CRCI	Marca - Make	Pagina Page
 <b>Cilindretto Freno - Wheel Cylinder</b>						
04-0755	38,10				Iveco	166
04-0756	23,81				Om Carrelli Elevatori	228
04-0758	22,00	•			Nissan Lcv, Renault, Renault Lcv	225-226, 292-293, 322-323
04-0759	22,00	•			Nissan Lcv, Renault, Renault Lcv	225-226, 292-293, 322-323
04-0760	20,64	•			Daewoo, GM (Usa) Buick, Opel / Vauxhall, Opel Lcv / Vauxhall Lcv	78, 141, 234-235, 238, 249-250, 252, 254
04-0761	22,20	•			Suzuki	369
04-0762	22,20	•			Suzuki	369
04-0763	22,20				Suzuki	369
04-0764	20,64				Nissan	222
04-0765	22,20				GM (Usa) Chevrolet, GM (Usa) Oldsmobile, GM (Usa) Pontiac	143, 146-147
04-0766	15,87				Mazda	186
04-0767	17,46				Chevrolet, Daewoo, Daewoo Lcv	54, 78-79
04-0768	19,05				Mazda	186
04-0769	17,46				Mitsubishi	214-216
04-0772	17,46				Daewoo	79
04-0773	17,46				Daewoo	79
04-0774	19,05				Nissan	223
04-0775	19,05				Nissan	223
04-0776	15,87				Suzuki	368
04-0777	19,05				Kia	173-174
04-0778	17,46	•			Suzuki	368
04-0782	17,46				Subaru	367
04-0783	22,20	•			Suzuki, Suzuki Lcv	369, 371
04-0784	22,20	•			Suzuki, Suzuki Lcv	369, 371
04-0785	15,87	•			Suzuki	368
04-0786	15,87				Suzuki	368
04-0787	22,00				Smart (Mcc)	365-366
04-0788	22,00				Smart (Mcc)	365-366
04-0789	17,46				Smart (Mcc)	365-366
04-0790	17,46				Smart (Mcc)	365-366
04-0792	19,05			•	Peugeot	263
04-0794	19,05				Mazda	187
04-0795	19,05			•	Peugeot	263
04-0796	19,05				Honda, Honda Usa	150, 153
04-0797	20,64				Chrysler (Usa) Jeep	57
04-0798	19,05				Honda, Honda Usa	150, 153
04-0801	19,05				Renault	295-299, 318
04-0802	20,64	•			Toyota	375
04-0803	20,64	•			Toyota	375
04-0804	17,46	•			Toyota	381-382
04-0805	17,46	•			Daihatsu, Toyota	80, 381-382
04-0806	17,78				Ford Europe, Ford Lcv, Mazda	119-120, 124, 127, 131, 185
04-0807	17,46				Toyota	381
04-0808	22,22				Toyota Lcv	383
04-0809	19,05			•	Citroën, Citroën Lcv	60-62, 73-74
04-0810	19,05			•	Citroën, Citroën Lcv	60-62, 73-74
04-0811	19,05	•			Fiat	92
04-0812	22,00	•			Fiat, Fiat Lcv, Lancia	85-86, 89-91, 110, 180
04-0813	23,81				Om Carrelli Elevatori	228
04-0814	23,81				Opel Lcv / Vauxhall Lcv, Renault Lcv	254-255, 323
04-0815	23,81				Opel Lcv / Vauxhall Lcv, Renault Lcv	254-255, 323
04-0816	17,46				Honda	153
04-0817	19,05	•			Honda	152
04-0818	17,78	•			Hyundai	153-155
04-0819	17,78	•			Hyundai	153-155
04-0820	20,64				Fiat, Fiat Lcv	87-88, 105
04-0823	19,05	•			Honda	152
04-0825	15,87	•			Suzuki	368, 370-371
04-0826	19,05				Suzuki, Suzuki Lcv	368-369, 371
04-0827	20,64	•			Citroën, Citroën Lcv	61-62, 74
04-0829	19,05	•			Ford Europe, Ford Lcv, Mazda	120, 122-124, 129, 131, 185



METELLI ref.	Ø mm	ALU	PLA	CRCI	Marca - Make	Pagina Page
 <b>Cilindretto Freno - Wheel Cylinder</b>						
04-0830	17,46				Mazda	188
04-0831	19,05				Ford Europe, Ford Lcv, Mazda	116-121, 124, 126-128, 130, 185
04-0832	23,81				GM (Usa) Buick, GM (Usa) Cadillac, GM (Usa) Chevrolet, GM (Usa) Oldsmobile, GM (Usa) Pontiac	141, 143, 145-147
04-0833	25,40				Ford Usa, Ford Usa Mercury, Nissan Usa Truck	137-138, 227
04-0835	25,40				GM (Usa) Cadillac, GM (Usa) Cadillac Truck, GM (Usa) Chevrolet, GM (Usa) Gmc Truck	141, 143-145
04-0836	28,60				GM (Usa) Chevrolet, GM (Usa) Gmc Truck	143-145
04-0837	30,16				GM (Usa) Chevrolet, GM (Usa) Gmc Truck	142-145
04-0838	22,20				Ford Usa Truck, Mazda	139, 188
04-0842	22,20				GM (Usa) Chevrolet	144
04-0843	20,64				Daewoo	79
04-0844	19,05	•			Toyota	382
04-0845	19,05	•			Toyota	382
04-0846	19,05	•			Nissan, Opel / Vauxhall, Renault, Renault Lcv	220-221, 225, 239, 290, 292, 300, 324
04-0847	20,64	•			Honda	149
04-0848	20,64	•			Honda	149
04-0849	19,05				Chrysler	54
04-0853	19,05				Mitsubishi	213, 217
04-0863	17,46	•			Honda	153
04-0864	17,46	•			Honda	153
04-0865	20,64				Chrysler, Jeep	54, 173
04-0866	25,40				Nissan	224
04-0867	20,64				Chrysler	54
04-0868	20,64	•			Fiat	95
04-0870	15,87	•			Opel / Vauxhall	228
04-0871	19,05	•			Land Rover	184
04-0872	20,64	•			Lancia	182-183
04-0874	22,20				Nissan	218, 225
04-0875	19,05	•			Fiat, Lancia, Opel / Vauxhall, Suzuki	98, 183, 228, 369-370
04-0877	17,46				Ford Lcv, Mazda Lcv	131, 189
04-0878	17,46				Ford Lcv, Mazda Lcv	131, 189
04-0881	25,40				Nissan	218, 220, 225
04-0882	19,05	•			Toyota	381-382
04-0883	15,87	•			Hyundai	153
04-0884	15,87	•			Hyundai	153
04-0886	17,46				Toyota	378, 380-381
04-0887	17,46				Toyota	381
04-0888	20,64	•			Toyota	376-377
04-0889	20,64	•			Toyota	376-377
04-0890	17,46				Toyota	378, 380-381
04-0891	15,87	•			Suzuki	370
04-0892	17,46				Goggomobil	147-148
04-0893	19,05				Ford Europe	119-120, 127
04-0895	17,46	•			Daihatsu, Toyota	80, 381-382
04-0896	17,46	•			Toyota	381
04-0902	17,46	•			Nissan	218
04-0903	22,20				Toyota	377
04-0904	23,81	•			Isuzu	159
04-0905	19,05	•			Daihatsu, Toyota	80, 375, 379-381
04-0906*	20,64	•			Hyundai	156-157
04-0907*	20,64	•			Hyundai	156-157
04-0909	20,64				Kia	173-174
04-0910	20,64	•			Honda	152
04-0911	20,64	•			Honda	152
04-0912*	19,05	•			Toyota	379
04-0913*	19,05	•			Toyota	379
04-0914	20,64	•			Citroën, Citroën Lcv, Peugeot	60-62, 73, 255
04-0919*	25,40				Cesab (Carelli Elevatori)	53
04-0920	22,20				Suzuki	368
04-0921	22,20				Suzuki	368
04-0922	20,64	•			Hyundai Lcv	157-158

METELLI ref.	Ø mm	ALU	PLA	CRCI	Marca - Make	Pagina Page
--------------	---------	-----	-----	------	--------------	----------------




**Cilindretto Freno - Wheel Cylinder**

04-0923	20,64	•			Hyundai Lcv	157-158
04-0924	22,20				Skoda	360-361
04-0927	20,64				Daihatsu	80
04-0928	20,64				Daihatsu	80
04-0929	19,00				Subaru	366-367
04-0930	17,46				Mazda	187-188
04-0931	19,05				Mitsubishi, Proton	213-216, 285-286
04-0932	19,05				Mitsubishi	213
04-0933	20,64	•			Citroën Lcv, Fiat, Fiat Lcv, Lancia, Peugeot Lcv, Toyota	77, 88-89, 105, 109-110, 180, 282, 382
04-0934*	22,00	•			Fiat, Fiat Lcv, Lancia	89, 110, 180
04-0937*	20,64	•			Ford Lcv	132
04-0939	17,46	•			Citroën, Peugeot, Toyota	60, 258, 375
04-0949*	20,64	•			Ford Europe	122
04-0954*	20,64	•			Peugeot	263-264
04-0955*	17,46	•			Daihatsu	80
04-0956*	15,87	•			Hyundai	154
04-0957*	17,46	•			Kia	173-174
04-0958*	22,20	•			Kia	173
04-0959*	22,20	•			Kia	173
04-0960*	17,46	•			Mercedes Benz	191
04-0961*	19,05	•			Mitsubishi	214
04-0962*	22,20	•			Nissan	221
04-0963*	23,81				Nissan	224-225
04-0964*	20,64	•			Toyota	380, 382
04-0965*	20,64	•			Toyota	380, 382
04-0966*	22,20	•			Citroën Lcv, Fiat Lcv, Peugeot Lcv	76-77, 112, 283
04-0967*	17,46	•			Daihatsu	80
04-0968*	15,87	•			Hyundai	154
04-0971*	19,05				Suzuki Lcv	371
04-0972*	19,05				Suzuki Lcv	371
04-0973*	19,05	•			Ford Europe	120
04-0979*	17,78	•			Renault	320
04-0980*	20,64	•			Smart (Mcc)	366
04-0981*	20,64	•			Smart (Mcc)	366
04-0983*	17,46	•			Suzuki	368
04-0984*	22,00	•			Dacia	77-78
04-0985*	15,87	•			Kia	173
04-0986*	17,46	•			Daihatsu	80
04-0987*	22,20	•			Hyundai, Hyundai Lcv	157
04-0988*	22,20	•			Hyundai, Hyundai Lcv	157
04-0989*	20,64				Mazda	188
04-0990*	17,46				Toyota	381
04-0991*	20,64				Kia	174
04-0992*	19,05	•			Hyundai	157
04-0993*	19,05	•			Hyundai	157
04-0994*	17,46	•			Daihatsu	80




**Pompa Freno - Brake Master Cylinder**

05-0001	19,05				Autobianchi, Fiat	35, 83-84
05-0002	19,05				Fiat, Om Carrelli Elevatori, Seat, Zastava	84, 228, 343, 438
05-0003	25,40				Fiat, Om Carrelli Elevatori	84, 228
05-0004	19,05				Autobianchi, Fiat, Zastava	34-35, 82, 437-438
05-0005	19,05				Fiat, Fso Polsky, Seat	81-82, 140, 342-343, 356
05-0006	19,05				Fiat, Seat	81, 342
05-0008	19,05				Fiat, Fso Polsky, Zastava	81, 83, 140, 438
05-0009	19,05				Fiat, Lada, Seat	81, 174-177, 341-342
05-0010	19,05				Autobianchi, Fiat	35, 83-84
05-0014	19,05				Fiat, Lancia, Seat	81, 97, 178, 342, 355-356
05-0015	19,05				Fiat, Fiat Lcv	84, 104
05-0016	19,05				Fiat	104


METELLI ref.	Ø mm	ALU	PLA	CRCI	Marca - Make	Pagina Page
 <b>Pompa Freno - Brake Master Cylinder</b>						
05-0018	19,05				Fiat	81
05-0019	19,05				Autobianchi, Fiat, Fiat Lcv, Zastava	34-35, 81-82, 109, 438
05-0020	19,05				Fiat, Seat, Zastava	82, 342, 437-438
05-0021	19,05				Autobianchi, Fiat, Fso Polsky	35, 81, 140
05-0022	19,05				Fiat	92-93
05-0023	19,05				Fiat	92-93
05-0024	19,05				Fiat, Fiat Lcv, Seat	92-93, 95-97, 102-103, 112, 348-349, 354-356
05-0025	19,05				Fiat	93, 102
05-0028	19,05				Fiat, Fiat Lcv, Seat, Seat Lcv	92-93, 102-103, 110, 112, 355, 359
05-0029	19,05				Lancia	178, 180-181
05-0034	19,05				Renault, Renault Lcv	315-317, 326
05-0035	19,05				Renault, Renault Lcv	314-316, 326
05-0036	19,05				Renault, Renault Lcv	291, 301-304, 315-316, 324, 327
05-0037	19,05				Citroën, Citroën Lcv	57-58, 63-64, 72
05-0038	20,64				Citroën, Citroën Lcv	57-58, 63-64, 72
05-0039	20,64				Seat Lcv, VW, VW Lcv	359, 385, 387-388, 397-398, 410-411, 418, 424
05-0040	20,64				Audi, VW, VW Lcv	14-15, 33, 385-387, 397, 401-403, 410-411, 416-418, 421, 424
05-0041	20,64				Audi, VW, VW Lcv	14-16, 386-387, 397, 401-402, 416-418, 421
05-0042	20,64				Audi, VW	15-16, 33, 401-403, 416-417
05-0043	20,64				Audi, VW	15, 401-402, 416-417
05-0044	20,64				Fiat, Fiat Lcv, Lancia	94, 98-101, 110-111, 178, 182
05-0045	20,64				Saab	341
05-0046	22,20				Saab	341
05-0047	22,30/15,75				Volvo	429
05-0048	22,30				Volvo	429
05-0049	19,05				Seat	342-343
05-0051	19,05				Seat	341-342
05-0053	19,05				Fiat, Seat	83, 342
05-0054	19,05				Seat	342
05-0055	19,05				Seat	342, 356
05-0057	19,05				Seat	355
05-0058	22,20				Volvo	428
05-0059	20,64				Citroën, Peugeot, Peugeot Lcv, Renault, Renault Lcv, Seat	58-59, 70-71, 256-262, 270-271, 281, 287-290, 295-299, 304-309, 321, 325, 327-328, 348-349, 354-357
05-0061	19,00				Citroën, Peugeot, Peugeot Lcv, Renault, Renault Lcv	58-59, 256-262, 270-271, 281, 287-288, 295, 301, 304-307, 309-313, 317-322, 325, 327-329
05-0062	19,05				Fiat	82-83
05-0063	19,05				Fiat, Fso Polsky, Lada	81, 139-140, 175-176
05-0064	19,05				Fiat	83
05-0065	19,05				Fiat	82
05-0066	20,64				Autobianchi, Fiat, Fiat Lcv, Lancia	35, 93, 95-97, 102-104, 110, 112-113, 182
05-0067	20,64				Fiat	84
05-0068	19,05				Fiat, Fiat Lcv	82-83, 109
05-0069	20,64				Renault, Renault Lcv	314-316, 326
05-0070	20,64				Renault, Renault Lcv	314-315, 326
05-0071	20,64				Renault, Renault Lcv	314, 326
05-0072	19,05				Renault, Renault Lcv	314-315, 326
05-0073	19,05				Citroën, Peugeot	64-65, 256
05-0074	19,05				Peugeot	258, 264-265
05-0075	19,05				Peugeot, Talbot	256, 373
05-0076	19,05				Citroën, Citroën Lcv	65-66, 73
05-0077	19,05				Peugeot, Renault, Renault Lcv	258-259, 300-301, 303-304, 316-317, 324-325
05-0078	19,05				Peugeot	276-278
05-0079	20,64				Peugeot	276-278
05-0080	19,05				Renault, Renault Lcv	291, 300-304, 315-317, 324

METELLI ref.	Ø mm	ALU	PLA	CRCI	Marca - Make	Pagina Page
<b>Pompa Freno - Brake Master Cylinder</b>						
05-0081	17,46				Citroën, Citroën Lcv, Peugeot	64-66, 73, 256
05-0082	19,05				Fiat	103
05-0083	19,05				Ford Europe	118
05-0084	20,64				Talbot	371-374
05-0085	20,64				Peugeot	276-279
05-0087	20,64				Seat, Talbot	348-349, 354-356, 372-373
05-0088	20,64				Fiat, Fiat Lcv, Innocenti	88, 103, 109, 158
05-0089	23,81				Jaguar	173
05-0090	20,64				Lada	174-175, 177
05-0091	22,20	•			Alfa Romeo, Fiat, Lancia	4, 86-87, 181
05-0092	20,64				Alfa Romeo Lcv, Iveco	11, 167-168
05-0093	19,05				Zastava	438
05-0094	20,64				Renault, Renault Lcv	314-317, 326
05-0095	20,64				Ford Europe	114, 123-124, 129
05-0096	22,00				Ford Europe, Ford Lcv	115-116, 126-127, 130
05-0097	22,00				Ford Europe	115-116, 118, 126
05-0098	20,64				Ford Lcv	130
05-0099	22,00				Ford Europe	128
05-0101	25,40				Iveco	163
05-0102	31,75				Iveco	163
05-0103	31,75				Iveco	163
05-0104	31,75				Iveco	163
05-0105	44,45				Iveco	160-161, 163-167
05-0106	25,40				Iveco	162, 164-168, 171
05-0107	25,40				Iveco	161, 172
05-0109	38,10				Iveco	160, 165-166
05-0110	25,40				Alfa Romeo Lcv, Fiat Lcv, Iveco	11, 105-107, 168
05-0112	20,64				Ford Europe	114
05-0113	20,64				Ford Europe	113
05-0114	17,78				Ford Europe, Ford Lcv	118, 131
05-0115	19,05				Ford Europe, Ford Lcv	118, 131
05-0116	20,64				Ford Europe, Ford Lcv	118, 131
05-0117	20,64				Opel / Vauxhall	229-230, 239-241, 249
05-0118	20,64				Opel / Vauxhall, Opel Lcv / Vauxhall Lcv	230, 238-241, 252-254
05-0120	20,64				Rover	335-336, 339
05-0121	19,05/17,78				Rover	338-339
05-0122	17,78				Rover	337
05-0123	17,78				Rover	337
05-0125	20,64				Peugeot	272-273
05-0126	20,64				Peugeot	276-280
05-0127	22,20				Alfa Romeo, Fiat	5, 7-10, 81, 97
05-0128	20,64				Alfa Romeo	5-6, 8
05-0129	20,64				Alfa Romeo	5-8
05-0130	22,20				Alfa Romeo Lcv, Citroën Lcv, Fiat Lcv, Peugeot Lcv, Talbot	11, 74, 105-107, 112, 283-284, 372
05-0131	19,05				Renault, Renault Lcv	314-315, 326
05-0132	22,20				Ford Lcv	132-133
05-0133	20,64				Ford Lcv	132-134
05-0134	22,00				Ford Europe	128-129
05-0135	20,64				Ford Europe, Ford Lcv	118, 131
05-0136	20,64				Renault	290, 292, 303-304
05-0137	22,20	•			Bmw	46
05-0138	19,05				Mercedes Benz, Volvo	200-201, 203-206, 430-431
05-0139	25,40				Iveco	162
05-0140	25,40				Iveco	161, 172
05-0141	17,46				Renault, Renault Lcv	318, 321, 327-328
05-0142	20,64				VW, VW Lcv	387, 397-398, 403-405, 418-419, 421
05-0143	17,46				Peugeot	258-259
05-0144	20,64				Mazda	186, 188
05-0145	20,64	•			Honda, Rover	148-149, 153, 331
05-0146	20,64				Peugeot, Peugeot Lcv, Renault, Renault Lcv	256-257, 260-262, 270-271, 281, 287-288, 295-299, 305-309, 321


METELLI ref.	Ø mm	ALU	PLA	CRCI	Marca - Make	Pagina Page
 <b>Pompa Freno - Brake Master Cylinder</b>						
05-0147	20,64				Fiat, Fiat Lcv, Lancia	98-101, 110, 178
05-0148	20,64				Renault, Renault Lcv	314, 326
05-0149	20,64				Renault, Renault Lcv	320, 331
05-0150	19,05				Fiat, Fiat Lcv	86, 98, 105, 112
05-0151	31,75				Iveco	160, 169-170
05-0152	28,57				Iveco	165-166
05-0153	27,00				Iveco	160, 165-166
05-0154	20,64				Alfa Romeo	5-6
05-0155	19,05				Peugeot	264-265
05-0156	20,64				Peugeot	272-274
05-0157	33,34				Iveco	169
05-0158	19,05				Lancia	178
05-0159	23,81	•			Audi	13-14, 34
05-0160	19,05				Citroën	58
05-0161	22,20				Alfa Romeo Lcv, Iveco	11, 167-168
05-0162	22,20				Ford Europe, Ford Lcv	118, 131
05-0163	22,20				Ford Europe	116
05-0164	23,81				Ford Europe, Ford Lcv	116, 126-127, 130
05-0165	23,81	•			Ford Europe, Ford Lcv	116-117, 127, 130-131
05-0166	25,40	•			Ford Europe, Ford Lcv	117, 127, 130-131
05-0167	22,00				Ford Lcv	133-134
05-0168	22,00				Ford Lcv	134
05-0169	23,81				Ford Lcv	134
05-0170	22,00				Ford Lcv	134
05-0171	23,81				Ford Lcv	134-135
05-0172	23,81				Ford Lcv	134-135
05-0173	22,00				Ford Lcv	134-135
05-0174	25,40/19,05				Mercedes Benz	200-201, 203-205
05-0175	22,20/17,46	•			Mercedes Benz	190-193
05-0176	25,40/19,05	•			Mercedes Benz	190, 196, 200-201, 203-204, 207
05-0177	23,81	•			Mercedes Benz	190, 192-193, 195-197, 203, 206-208
05-0178	20,64				Opel / Vauxhall, Opel Lcv / Vauxhall Lcv	236, 253
05-0179	20,64				Opel / Vauxhall, Opel Lcv / Vauxhall Lcv	228-229, 239-240, 244, 246, 252
05-0180	20,64	•			GM (Usa) Pontiac, Opel / Vauxhall	147, 241-243, 248
05-0181	20,64	•			Opel / Vauxhall, Opel Lcv / Vauxhall Lcv	236, 253
05-0183	20,64	•			Opel / Vauxhall	241
05-0184	20,64	•			Opel / Vauxhall, Opel Lcv / Vauxhall Lcv	229-230, 241-243, 254
05-0186	20,64	•			Opel / Vauxhall	236, 241
05-0187	20,64				Opel / Vauxhall	230, 241
05-0188	20,64	•			Opel / Vauxhall, Opel Lcv / Vauxhall Lcv	236, 253
05-0189	22,22	•			Daewoo, Opel / Vauxhall	78-79, 235, 242-243, 248-249
05-0190	20,64	•			Opel / Vauxhall, Opel Lcv / Vauxhall Lcv	230-232, 236-237, 241-243, 246-248, 251-253
05-0191	19,05				Peugeot, Peugeot Lcv	258-262, 265, 281
05-0192	20,64				Renault	291-292, 303-304
05-0193	20,64				Renault, Renault Lcv	290-291, 309-313, 325
05-0194	20,64				Renault	309, 313-314
05-0196	22,20				Seat, Seat Lcv, Skoda, VW, VW Lcv	345-347, 350-352, 356-357, 359, 362, 385, 387-392, 397-398, 403-405, 412-414, 420-423, 426-428
05-0197	22,20/19,05				Volvo	430-431
05-0198	22,20				Citroën, Peugeot	70-72, 272-274
05-0199	20,64	•			Volvo	429-430
05-0200	22,20				Renault	313
05-0201	23,81				Renault	287, 313-314, 318
05-0202	20,64				VW	402-403, 417
05-0203	23,81				VW Lcv	425
05-0204	20,64				Audi, VW	15-16, 33, 402-403, 417
05-0205	20,64				Audi, VW	15-17, 33, 402-403, 417
05-0206	22,20				Citroën	58-59


METELLI ref.	Ø mm	ALU	PLA	CRCI	Marca - Make	Pagina Page
<b>Pompa Freno - Brake Master Cylinder</b>						
05-0207	20,64				Seat, VW, VW Lcv	344-346, 349-350, 356-357, 388-389, 391, 399-400, 411-412, 414, 420, 425
05-0208	22,20				Alfa Romeo, Fiat, Fiat Lcv, Lancia	1-2, 10-11, 85-86, 89-91, 94, 98-101, 110, 178-179
05-0209	20,64	•			Honda	148, 153
05-0210	20,64	•			Honda	149-151
05-0211	23,81	•			Honda	148, 150, 153
05-0214	22,20	•			Honda	148, 150, 153
05-0216	20,64				Autobianchi, Lancia	35, 182
05-0217	22,20				Fiat, Fiat Lcv	92, 109, 112
05-0218	20,64				Fiat, Fiat Lcv, Innocenti	88, 103, 109, 158
05-0219	22,20				Citroën	72
05-0220	22,20				Nissan	222
05-0221	20,64				Fiat	92
05-0222	23,81				Citroën, Peugeot, Renault	71, 273, 291, 293-294, 296-297, 317-318
05-0223	23,81				Renault	293-294
05-0224	20,64	•			Opel / Vauxhall, Opel Lcv / Vauxhall Lcv	236-237, 247, 252-253
05-0225	20,64				Peugeot, Peugeot Lcv	258-262, 281
05-0226	20,64				Peugeot	265-269, 273
05-0227	22,20				Citroën, Citroën Lcv, Fiat Lcv, Peugeot, Peugeot Lcv	63, 76-77, 111, 280, 283
05-0228	22,20				Citroën, Citroën Lcv, Fiat Lcv, Peugeot, Peugeot Lcv	63, 76-77, 111, 280, 283
05-0229	22,20	•			Opel / Vauxhall	230-233, 235, 248
05-0230	22,20	•			Opel / Vauxhall	230-233, 235, 248-249
05-0231	19,05				Peugeot	265
05-0232	20,64				Peugeot	262, 265-268, 271
05-0233	22,20				Peugeot	265-268
05-0234	22,20				Fiat, Fiat Lcv	102-104, 112-113
05-0235	25,40				Iveco, Renault Lcv	168, 323
05-0236	25,40				Citroën Lcv, Fiat Lcv, Peugeot Lcv	75, 77, 107-108, 282
05-0237	23,81				Citroën Lcv, Fiat Lcv, Peugeot Lcv	75, 77, 107-108, 282
05-0238	22,20				Citroën Lcv, Fiat Lcv, Peugeot Lcv	75, 107-108, 282
05-0239	25,40				Citroën Lcv, Fiat Lcv, Peugeot Lcv	75, 107-108, 282
05-0240	23,81				Citroën Lcv, Fiat Lcv, Peugeot Lcv	75, 107-108, 282
05-0241	22,20				Citroën Lcv, Fiat Lcv, Peugeot Lcv	75, 107-108, 282
05-0242	20,64				Renault, Renault Lcv	287-289, 295-299, 304-309, 320-321, 325, 331
05-0243	22,20				Renault	317
05-0245	20,64	•			Citroën, Peugeot	64-65, 70-71, 257-258, 266-268
05-0246	22,20				Opel / Vauxhall, Opel Lcv / Vauxhall Lcv	230-233, 235, 241-242, 248, 251
05-0247	23,81	•			Audi	13-14, 17, 27, 33-34
05-0249	25,40	•			Nissan	222
05-0251	20,64				Citroën, Citroën Lcv	66, 73
05-0252	23,81				Citroën, Citroën Lcv, Fiat, Lancia, Peugeot, Peugeot Lcv	64, 75-77, 101-102, 183, 280-281, 283
05-0253	23,81				Citroën, Citroën Lcv, Fiat, Peugeot, Peugeot Lcv	64, 75-77, 101-102, 280-281, 283
05-0254	22,20				Opel / Vauxhall	230-233, 241-242, 248-249
05-0255	23,81	•			Bmw	39-41
05-0258	22,20				Renault	290-291, 310-313
05-0259	23,81	•			Audi	13-14, 16-17, 27, 33-34
05-0260	23,81				Audi, VW	20-24, 28-31, 405-407
05-0261	22,20				Rover	331-333
05-0262	20,64				Rover	337
05-0264	22,20				Renault	317
05-0266	19,05				Citroën, Peugeot	64-65, 257-258
05-0268	25,40				Ford Europe	125
05-0270	23,81				Ford Lcv	132, 134-135
05-0273	20,64				Fiat	92
05-0275	25,40	•			Ford Europe	125-126
05-0277	20,64	•			Seat, VW	344-346, 349-350, 356-357, 388-389, 391, 399-400, 414
05-0278	22,20				Fiat, Fiat Lcv	92, 109, 112


METELLI ref.	Ø mm	ALU	PLA	CRCI	Marca - Make	Pagina Page
<b>Pompa Freno - Brake Master Cylinder</b>						
05-0279	22,20				Fiat, Fiat Lcv	92, 112
05-0280	23,81				Audi, Seat, Skoda, VW	18, 34, 353, 358, 362-364, 384-385, 393-394, 400-401
05-0289	20,64				Fiat	94-95
05-0290	22,20	•			Fiat, Fiat Lcv, Lancia	95, 111, 179-180
05-0291	22,20				Fiat Lcv	109
05-0292	28,60				Iveco	168
05-0293	22,20	•			Alfa Romeo, Mercedes Benz	1-2, 10, 191
05-0294	22,20	•			Alfa Romeo, Mercedes Benz	1-2, 191
05-0295	23,81	•			Audi, Seat, Skoda, VW	18, 34, 353, 358, 363-364, 384-385, 393-394, 400-401
05-0296	20,64	•			Peugeot	263, 265-267
05-0297	22,20	•			Citroën, Peugeot	66-69, 263, 265-268
05-0298	23,81				Mercedes Benz, Mercedes Benz Lcv	201, 212
05-0299	23,81				Mercedes Benz, Mercedes Benz Lcv	201, 212
05-0300	20,64				Alfa Romeo, Lancia	2-3, 179
05-0301	23,81	•			Ford Europe	121
05-0302	22,20	•			Seat, Seat Lcv, VW, VW Lcv	345-347, 350-352, 357, 359, 388-392, 403-405, 412-414, 420-423, 426-428
05-0306	20,64	•			Opel / Vauxhall, Opel Lcv / Vauxhall Lcv	236-237, 247, 252-253
05-0307	20,64	•			Opel / Vauxhall, Opel Lcv / Vauxhall Lcv	236-237, 247, 252-253
05-0308	23,81				Mercedes Benz Lcv, VW Lcv	209-210, 424
05-0309	22,20	•			Renault, Renault Lcv	292-293, 322-323
05-0310	22,20	•			Nissan Lcv, Renault, Renault Lcv	225-226, 292-293, 322-323
05-0311	23,81				Ford Europe, Seat, VW, VW Lcv	123, 343, 419, 426-428
05-0312	23,81	•			Ford Europe	121
05-0313	23,81	•			Ford Europe	121
05-0314	25,40	•			Ford Europe	114, 125
05-0315	25,40	•			Honda	148-149, 153
05-0317	23,81	•			Fiat, Fiat Lcv, Lancia	89, 98, 110, 180
05-0319	20,64	•			Renault, Renault Lcv	289-290, 321
05-0321	25,40	•			Honda	153
05-0323	22,20				Citroën, Citroën Lcv, Peugeot, Peugeot Lcv	64, 76, 280, 283
05-0325	23,81				Citroën, Citroën Lcv, Fiat, Fiat Lcv, Lancia, Peugeot, Peugeot Lcv	64, 76, 102, 111-112, 183, 280-281, 283
05-0326	22,20				Citroën Lcv, Peugeot, Peugeot Lcv	76, 280, 283
05-0327	22,20	•			Renault	295-299
05-0328	20,64	•			Honda	153
05-0329	25,40	•			Honda	149
05-0330	23,81	•			Honda	152
05-0331	23,81	•			Mazda	187
05-0333	22,20	•			Honda	152
05-0334	23,81	•			Honda	152
05-0335	20,64	•			Daewoo, Daewoo Lcv	78-79
05-0336	22,20	•			Daewoo	78-79
05-0337	23,81	•			Mitsubishi	214-215
05-0340*	20,64				Alfa Romeo, Fiat, Lancia	2-3, 91, 179
05-0342	22,20	•			Nissan	218
05-0343	20,64				Suzuki	370
05-0344	22,20	•			Alfa Romeo	1-2, 10
05-0345	22,20	•			Hyundai	155
05-0346	20,64	•			Hyundai	154
05-0347	25,40	•			Hyundai	156
05-0348	22,20	•			Mitsubishi, Volvo	213, 432-433
05-0349	23,81	•			Hyundai	155-156
05-0350	22,20				Lancia	180
05-0352	23,81	•			Honda, Rover	150, 333
05-0353	22,20				Fiat, Fiat Lcv	88, 105
05-0354	22,20				Fiat, Fiat Lcv	87-88, 105
05-0355	23,81	•			Citroën, Citroën Lcv, Peugeot, Peugeot Lcv	59-60, 72-73, 274-275, 285
05-0356	20,64	•			Citroën, Peugeot	65, 257-258
05-0357	20,64	•			Peugeot	265-267

METELLI ref.	Ø mm	ALU	PLA	CRCI	Marca - Make	Pagina Page
 <b>Pompa Freno - Brake Master Cylinder</b>						
05-0358	23,81	•			Citroën, Citroën Lcv, Peugeot, Peugeot Lcv	59-60, 66-69, 72-73, 265-269, 285
05-0359	22,20	•			Citroën, Peugeot, Peugeot Lcv	66-69, 263, 266, 268-269, 281-282
05-0360	20,64	•			Citroën, Peugeot	64-65, 257-258
05-0361	23,81	•			Citroën, Citroën Lcv, Peugeot, Peugeot Lcv	59-60, 72-73, 274-275, 285
05-0362	23,81	•			Citroën, Citroën Lcv, Peugeot, Peugeot Lcv	59-60, 66-70, 72-73, 268-269, 285
05-0363	20,64	•			Peugeot	263
05-0365	22,20	•			Citroën, Peugeot, Peugeot Lcv	66-68, 265-268, 281
05-0366	23,81	•			Peugeot	274-275
05-0367	23,81	•			Audi	27-28
05-0368	25,40	•			Audi, VW	20-24, 28-33, 405-409
05-0369	25,40	•			Audi, VW	19-24, 28-31, 405-409
05-0372	23,81				Ford Europe, Ford Lcv	117-118, 131
05-0377	23,81	•			Ford Europe, Ford Lcv	117-118, 130-131
05-0378	23,81	•			Opel / Vauxhall	246, 249
05-0379	23,81	•			Opel / Vauxhall, Opel Lcv / Vauxhall Lcv	233-234, 250-252
05-0380	22,20	•			Opel / Vauxhall, Opel Lcv / Vauxhall Lcv	237-239, 253-254
05-0381	22,20	•			Opel / Vauxhall	249
05-0382	23,81/20,64	•			Bmw	39-41, 52-53
05-0383	22,20/20,64	•			Bmw	41-43
05-0384	20,64	•			Toyota	381-382
05-0385	23,81	•			Renault	287, 291
05-0386	23,81				Renault	293-294
05-0387	22,20				Renault	297-298
05-0388	20,64	•			Renault, Renault Lcv	289-290, 321
05-0389	25,40				Renault Lcv	323
05-0390	22,20	•			Renault	295-299
05-0391	20,64	•			Renault	295-299
05-0396	20,64	•			Opel / Vauxhall, Suzuki	228, 370-371
05-0397	20,64	•			Opel / Vauxhall, Suzuki	228, 371
05-0398	23,81				Ford Europe, Seat, VW, VW Lcv	123, 343, 419, 426-428
05-0400	20,64	•			Skoda	360-361
05-0401	20,64				Renault Lcv	329-330
05-0402	25,40				Audi, VW	19-24, 28-33, 405-407
05-0403	22,20				Seat, VW, VW Lcv	344-345, 388-389, 391-392, 399-400, 411-414, 420, 424-425
05-0404	20,64	•			Seat, Skoda, VW, VW Lcv	347-348, 352-353, 360-361, 365, 386, 415-416, 423
05-0409	23,81	•			Citroën	69-70
05-0411	23,81				Citroën, Citroën Lcv, Fiat, Fiat Lcv, Lancia, Peugeot, Peugeot Lcv	64, 76, 102, 111, 183, 280-281, 283
05-0412	23,81				Renault	295-299, 318
05-0413	23,81				Renault	291
05-0414	25,40	•			Nissan Lcv, Opel Lcv / Vauxhall Lcv, Renault Lcv	225, 254-255, 323
05-0415	25,40	•			Nissan Lcv, Opel Lcv / Vauxhall Lcv, Renault Lcv	225, 254-255, 323-324
05-0416	20,64	•			Renault, Renault Lcv	289-290, 321
05-0417	22,20				Renault	293-294
05-0418	23,81				Renault	297-298, 318
05-0419	23,81				Renault	291
05-0420	20,64	•			Renault, Renault Lcv	289-290, 321
05-0422	20,64	•			Citroën, Citroën Lcv, Peugeot	60-62, 73-75, 255
05-0423	22,20	•			Citroën, Citroën Lcv, Peugeot	60-62, 74-75, 255
05-0425	25,40	•			Volvo	433-437
05-0427	22,20				Suzuki	369
05-0428	22,20	•			Nissan	222
05-0429	19,05				Skoda	359-361
05-0430	22,20	•			Nissan	222
05-0431	26,99				Iveco	168
05-0433	20,64	•			Daewoo, Daewoo Lcv	78-79
05-0436	22,20	•			Mini	212-213
05-0437	22,20	•			Citroën, Citroën Lcv, Peugeot	60-62, 73-75, 255
05-0438	25,40	•			Alfa Romeo, Fiat, Opel / Vauxhall, Saab	3-4, 87, 247, 249-250, 341
05-0439	25,40	•			Alfa Romeo, Fiat, Opel / Vauxhall, Saab	3-4, 9, 11, 87, 247, 249-250, 341
05-0440	25,40	•			Opel / Vauxhall, Saab	249, 341





METELLI ref.	Ø mm	ALU	PLA	CRCI	Marca - Make	Pagina Page
 <b>Pompa Freno - Brake Master Cylinder</b>						
05-0441	23,81	•			Opel / Vauxhall	249
05-0442	22,20				Fiat, Fiat Lcv	95, 111
05-0446	25,40				Citroën Lcv, Fiat Lcv, Peugeot Lcv	76, 107-108, 282-283
05-0447	25,40	•			Alfa Romeo	4-5
05-0448	23,81	•			Ford Europe, Ford Lcv, Mazda	120, 122-123, 131, 185
05-0449	23,81				Rover	333-334
05-0451	25,40	•			VW Lcv	426-428
05-0452	23,81	•			Nissan, Renault	220-221, 300
05-0455	23,81	•			Ford Europe, Ford Lcv	120, 122-123, 131
05-0456	22,20				Fiat, Fiat Lcv	95, 111
05-0457	22,20	•			Audi	17
05-0458	25,40	•			Audi, Skoda, VW	24-31, 365, 407-409
05-0459	22,20	•			Audi	17-18
05-0460	28,60				Iveco	168
05-0461	20,64				Fiat, Fiat Lcv	95, 111
05-0462	23,81	•			Opel / Vauxhall	244-245
05-0468	23,81				Iveco	168
05-0470	20,64	•			Fiat, Lancia	94, 183
05-0471	22,20	•			Fiat, Lancia	94, 182-183
05-0472	19,05	•			Smart (Mcc)	365-366
05-0473	25,40				Mercedes Benz Lcv, VW Lcv	210, 424
05-0475	23,81	•			Ford Europe	120-121
05-0478	22,20	•			Nissan Lcv, Renault, Renault Lcv	225-226, 292-293, 322-323
05-0479	22,20	•			Alfa Romeo, Lancia	3, 179-180
05-0480	20,64				Fiat	95
05-0481	25,40				Citroën Lcv, Fiat Lcv, Peugeot Lcv	76, 108, 282-283
05-0482	22,20	•			Seat, Seat Lcv, VW, VW Lcv	345-347, 349-351, 359, 412-414, 421-422
05-0483	22,20	•			Fiat, Fiat Lcv, Lancia	94-95, 111, 182-183
05-0484	22,20	•			Mini	212
05-0485	23,81	•			Renault, Renault Lcv	292, 299-300, 318, 324
05-0486	23,81	•			Ford Lcv	135
05-0488	23,81	•			Peugeot	274-275
05-0489	22,20	•			VW Lcv	426-428
05-0490	23,81	•			Seat, VW, VW Lcv	346-347, 350-352, 389-394, 403-405, 420-422
05-0491	23,81	•			Audi, VW	20-24, 28-31, 405-407
05-0492	22,20	•			Seat, VW, VW Lcv	344-345, 399-400, 411, 414, 424-425
05-0493	20,64	•			Seat, Skoda, VW	347-348, 352, 360-361, 415-416
05-0494	23,81	•			Skoda, VW Lcv	362, 422-423
05-0497	20,64	•			Honda	151-152
05-0498	22,00	•			Honda	151-152
05-0504	23,81	•			Peugeot	274-275
05-0507*	20,64	•			Daewoo	78
05-0511*	22,20	•			Daewoo	78
05-0513*	20,64	•			Daewoo, Daewoo Lcv	78-79
05-0514*	20,64	•			Daewoo, Daewoo Lcv	78-79
05-0517	25,40/20,64	•			Bmw	47-49, 51-52
05-0520	20,64	•			Toyota	381-382
05-0522	23,81	•			Citroën, Citroën Lcv, Peugeot	62-63, 75, 269
05-0523	20,64				Fiat, Fiat Lcv	93-94, 110
05-0524	20,64	•			Fiat, Fiat Lcv	93-94, 110-111
05-0525	20,64				Fiat, Fiat Lcv	93-94, 110
05-0529	23,81	•			Fiat, Fiat Lcv, Lancia	86, 89, 98, 110, 180
05-0532	22,20	•			Peugeot	263
05-0534	22,20	•			Audi, Seat, Skoda, VW, VW Lcv	18-19, 343-344, 354, 358-359, 364, 394-396, 398, 419-420, 423
05-0535	22,20	•			Audi, Seat, Skoda, VW	18-19, 343-344, 354, 358-359, 364, 396
05-0536	23,81	•			Audi, Seat, Skoda, VW	18, 34, 353-354, 358, 362-364, 384-385, 393-394, 400-401
05-0537	19,05	•			Skoda, VW	360-361, 415-416


METELLI ref.	Ø mm	ALU	PLA	CRCI	Marca - Make	Pagina Page
 <b>Pompa Freno - Brake Master Cylinder</b>						
05-0538	22,20	•			Opel / Vauxhall, Opel Lcv / Vauxhall Lcv	237-239, 247-248, 253-254
05-0539	23,80	•			Opel / Vauxhall, Opel Lcv / Vauxhall Lcv	237-239, 247-248, 253-254
05-0540	22,20	•			Opel / Vauxhall, Opel Lcv / Vauxhall Lcv	237-239, 253-254
05-0542	22,20	•			Peugeot	263
05-0543*	25,40	•			Mazda	185-186
05-0544	23,81	•			Volvo	432-433
05-0546	25,40	•			Bmw	49-50, 52
05-0548*	23,81/22,20	•			Bmw	37, 43-44
05-0550*	23,81	•			Mercedes Benz, Mercedes Benz Lcv	208, 212
05-0551	22,20/20,64	•			Bmw	41-43
05-0553	20,64	•			Nissan Lcv, Opel Lcv / Vauxhall Lcv, Renault Lcv	226-227, 255, 330-331
05-0554*	25,40	•			Nissan Lcv, Opel Lcv / Vauxhall Lcv, Renault Lcv	226-227, 255, 330-331
05-0555	25,40	•			Renault	291, 320
05-0556	23,81	•			Renault	294-295
05-0557	25,40	•			Renault	291, 320
05-0558	25,40	•			Alfa Romeo	4
05-0559	23,81	•			Saab	341
05-0560	20,64	•			Lancia	181-182
05-0561	25,40/20,64	•			Bmw	47-49, 51-52
05-0564	23,81/22,20	•			Bmw	41-43
05-0566	25,40/22,20	•			Bmw	52
05-0567	23,81	•			Opel / Vauxhall	233-234, 250-251
05-0568	23,81	•			Opel / Vauxhall	244-245
05-0569*	25,40	•			Opel / Vauxhall	234-235
05-0570*	25,40	•			Opel / Vauxhall	234-235
05-0571*	25,40	•			Opel / Vauxhall	234-235, 251
05-0572*	23,81	•			Nissan Lcv, Opel Lcv / Vauxhall Lcv, Renault Lcv	225, 254-255, 324
05-0575	23,81/20,64	•			Volvo	431-432, 434-436
05-0576	23,81/20,64	•			Volvo	431-432, 434-436
05-0577	23,81	•			Volvo	431-432, 434-436
05-0578	25,40	•			Volvo	433-437
05-0579	25,40	•			Volvo	433-437
05-0580	26,99	•			Chrysler	54
05-0582	23,81	•			Chrysler	54
05-0583	19,05	•			Renault, Renault Lcv	288, 295, 321
05-0584	20,64	•			Renault	289
05-0586	23,81	•			Hyundai	155-156
05-0587*	23,81	•			Nissan, Renault	220-221, 300
05-0588	26,99	•			Kia	174
05-0590	20,64	•			Toyota	381
05-0591*	22,20	•			Toyota	379
05-0592	20,64	•			Toyota	379
05-0593	20,64	•			Toyota	379
05-0594	22,20	•			Peugeot	263
05-0597	22,20	•			Citroën, Citroën Lcv, Peugeot	60-62, 73-75, 255
05-0599	23,81	•			Seat, VW	345-346, 350, 357, 388-394, 403-405, 420-421
05-0604*	25,40	•			VW Lcv	426-428
05-0605*	25,40	•			VW Lcv	426-428
05-0606	25,40	•			Ford Europe, Seat, VW	123, 343, 419
05-0607	25,40	•			Ford Europe, Seat, VW	123, 343, 419
05-0610	23,81	•			VW	399-400, 411, 414
05-0611	22,20	•			VW	399-400
05-0613*	25,40	•			Audi, Skoda, VW	24-31, 365, 407-409
05-0614*	22,20	•			Audi	17-18
05-0616	25,40	•			Mercedes Benz Lcv	210
05-0617	23,81	•			Mercedes Benz Lcv	209-210
05-0618	25,40	•			Mercedes Benz	200
05-0619	19,05/23,81	•			Mercedes Benz	192-193, 204
05-0621	19,05/23,81	•			Mercedes Benz	197-199
05-0622	19,05/23,81	•			Mercedes Benz	192-193, 202, 204
05-0623	19,05/23,81	•			Mercedes Benz	197-198


METELLI ref.	Ø mm	ALU	PLA	CRCI	Marca - Make	Pagina Page
 <b>Pompa Freno - Brake Master Cylinder</b>						
05-0624	19,05/25,40	•			Mercedes Benz	197-199
05-0625	19,05/23,81	•			Mercedes Benz	193, 195, 202
05-0626	19,05/23,81	•			Mercedes Benz	192-193
05-0627	20,64/23,81	•			Mercedes Benz	193-195, 201-202
05-0628	20,64/25,40	•			Mercedes Benz	193-195, 202-204
05-0631	23,81	•			Citroën, Citroën Lcv, Peugeot Lcv	60, 66-69, 73, 285
05-0632	23,81	•			Citroën	66-69
05-0633	23,81	•			Citroën	69-70
05-0635	23,81	•			Ford Lcv	135
05-0637	22,20	•			Ford Lcv	131
05-0638	23,81	•			Ford Europe	121
05-0639	23,81	•			Ford Europe, Ford Lcv	120, 122-123, 131
05-0640	23,81	•			Ford Europe	121
05-0641*	25,40	•			Ford Lcv	135-136
05-0642*	25,40	•			Ford Lcv	135-136
05-0643	25,40	•			Alfa Romeo	4-5
05-0644	20,64	•			Alfa Romeo	2-3
05-0645	23,81	•			Citroën	66-69
05-0647	23,81	•			Toyota	375, 379
05-0648	23,81	•			Toyota	375, 379
05-0649	22,20	•			Hyundai	155
05-0651	23,81	•			Nissan	218
05-0652	25,40	•			Nissan	225
05-0666*	22,20	•			Citroën, Peugeot	65, 258
05-0667*	20,64	•			Fiat, Fiat Lcv	91, 110
05-0668*	23,81	•			Mercedes Benz	191-192
05-0670*	22,20	•			Fiat	91
05-0671*	22,20	•			Fiat	91
05-0672*	22,20	•			Fiat	92
05-0673*	22,20	•			Fiat, Fiat Lcv	95, 111
05-0674*	22,20	•			Fiat, Opel / Vauxhall	88-89, 239
05-0675*	22,20	•			Alfa Romeo, Fiat, Opel / Vauxhall	10, 88-89, 239
05-0676*	22,20	•			Fiat, Fiat Lcv	88, 105
05-0677*	22,20	•			Fiat, Fiat Lcv	88, 105, 109
05-0678*	23,81	•			Fiat, Fiat Lcv	88, 105
05-0679*	23,81	•			Fiat, Fiat Lcv	88, 105
05-0680*	23,81	•			Fiat, Lancia	89, 180
05-0681*	22,20	•			Fiat	84, 94
05-0682*	20,64	•			Fiat	84, 93-94
05-0683*	23,81	•			Fiat, Lancia	86, 179
05-0684*	22,20	•			Fiat	98
05-0686*	22,20	•			Fiat	98
05-0687*	23,81	•			Renault	287, 298, 318
05-0688*	22,20	•			Suzuki	369
05-0689*	17,46	•			Subaru	366-368
05-0691*	20,64	•			Citroën, Peugeot, Toyota	60, 258, 375
05-0692*	22,20	•			Citroën, Peugeot	60-61, 264
05-0693*	22,20	•			Citroën, Peugeot	60-61, 264
05-0694*	23,81	•			Peugeot	264
05-0695*	23,81	•			Peugeot	264
05-0696*	20,64	•			Dacia	77-78
05-0697*	20,64	•			Dacia	77-78
05-0698*	20,64	•			Hyundai	154
05-0700*	23,81	•			Opel / Vauxhall	239
05-0703*	23,81	•			Opel / Vauxhall	239
05-0704*	23,81	•			Renault	290
05-0705*	23,81	•			Renault	290, 292, 300
05-0707*	22,20	•			Chevrolet, Daewoo	53, 78
05-0708*	20,64	•			Toyota	381-382
05-0709*	20,64	•			Toyota	381-382
05-0710*	20,64	•			Toyota	382

METELLI ref.	Ø mm	ALU	PLA	CRCI	Marca - Make	Pagina Page
<b>Pompa Freno - Brake Master Cylinder</b>						
05-0711*	23,81	•			Opel / Vauxhall	244-245
05-0712*	23,81	•			Opel / Vauxhall	244-245
05-0713*	23,81	•			Opel / Vauxhall	244-245
05-0714*	23,81	•			Opel / Vauxhall	244-245
05-0716*	25,40	•			Opel / Vauxhall	234-235
05-0717*	25,40	•			Opel / Vauxhall	234-235
05-0718*	25,40	•			Ford Europe	122
05-0719*	23,81	•			VW	386, 394-396, 398
05-0720*	22,20	•			Audi, Seat, Skoda, VW	18-19, 343-344, 354, 358-359, 364, 419-420
05-0721*	22,20	•			Audi, Skoda, VW	18-19, 364, 386, 394-396
05-0722*	22,20	•			Chevrolet, Daewoo	54, 78
05-0723*	22,20	•			Chevrolet, Daewoo	54, 78
05-0724*	23,81	•			Citroën, Peugeot	62-63, 270
05-0725*	23,81	•			Citroën, Peugeot	62, 270
05-0726*	25,40	•			Fiat Lcv	108
05-0727*	25,40	•			Fiat Lcv	108
05-0728*	26,99	•			Fiat Lcv	108
05-0729*	26,99	•			Fiat Lcv	108
05-0731*	25,40	•			Fiat Lcv	112
05-0732*	25,40	•			Citroën Lcv, Fiat Lcv, Peugeot Lcv	76-77, 112, 283
05-0733*	26,99	•			Audi	25-27, 31-32
05-0734*	20,64	•			Mazda	187
05-0735*	25,40	•			Mercedes Benz	199, 203
05-0736*	20,64	•			Suzuki	368
05-0737*	20,64	•			Suzuki	368
05-0738*	23,81	•			Citroën, Citroën Lcv, Peugeot Lcv	59-60, 72-73, 285
05-0739*	23,81	•			Volvo	432-433
05-0740*	22,20	•			Opel / Vauxhall, Suzuki	228, 369-370
05-0741*	20,64	•			VW	386, 415-416
05-0742*	23,81	•			VW	409
05-0743*	22,20	•			VW	409
05-0744*	25,40/22,20	•			Bmw	37, 44-46
05-0745*	22,20	•			Daihatsu	80
05-0746*	23,81	•			Mini	213
05-0747*	25,40	•			Ford Europe	126
05-0748*	25,40/20,64	•			Mercedes Benz	195
05-0749*	23,81	•			Nissan	222
05-0750*	20,64	•			Renault	320
05-0751*	23,81	•			Smart (Mcc)	366
05-0752*	25,40	•			Mercedes Benz Lcv, VW Lcv	210, 423
05-0754*	25,40	•			Ford Lcv	136
05-0755*	22,20	•			Dacia	77-78
05-0756*	25,40	•			Volvo	433-437
05-0757*	23,20	•			Opel / Vauxhall, Suzuki	228, 369
05-0758*	20,64	•			Honda	151-152
05-0759*	25,40	•			Suzuki	368
05-0760*	20,64	•			Daewoo	78
05-0763*	22,20	•			Hyundai	154-155
05-0765*	22,20	•			Toyota	381
05-0766*	25,40	•			Nissan Lcv, Opel Lcv / Vauxhall Lcv, Renault Lcv	226-227, 255, 330-331
05-0767*	25,40	•			Nissan Lcv, Opel Lcv / Vauxhall Lcv, Renault Lcv	226-227, 255, 330-331
05-0768*	20,64	•			Nissan Lcv, Opel Lcv / Vauxhall Lcv, Renault Lcv	226-227, 255, 330-331
<b>Correttore di Frenata - Pressure Regulating Valve</b>						
09-0001		•			Alfa Romeo Lcv, Autobianchi, Fiat, Fiat Lcv, Fso Polsky, Iveco, Lada, Seat, Zastava	11, 34-35, 81-83, 97, 104, 109, 139-140, 167-168, 174-176, 341-342, 356, 438
09-0002		•			Fiat, Seat	82-83, 342
09-0003		•			Fiat Lcv, Iveco, Lancia	104, 160, 162, 164-168, 177, 179, 181
09-0004		•			Fiat, Seat	95-97, 348-349, 354-356

METELLI ref.	Ø mm	ALU	PLA	CRCI	Marca - Make	Pagina Page
 <b>Correttore di Frenata - Pressure Regulating Valve</b>						
09-0005		•			Fiat, Seat	92-93, 355
09-0006		•			Autobianchi, Fiat, Fiat Lcv, Lancia	35, 88, 102-104, 109, 113, 182
09-0007		•			Fiat, Seat	82-83, 342
09-0008		•			Fiat, Seat	92-93, 348-349, 354-356
09-0009					Renault, Renault Lcv	302, 314-315, 326
09-0011					Renault, Renault Lcv	315-316, 326-327
09-0012		•			Alfa Romeo Lcv, Citroën Lcv, Fiat Lcv, Peugeot Lcv	11, 74, 105-107, 112, 283-284
09-0013		•			Alfa Romeo Lcv, Citroën Lcv, Fiat Lcv, Peugeot Lcv	11, 74, 105-106, 283-284
09-0019					Iveco	169-170
 <b>Cilindro Frizione - Slave Cylinder</b>						
54-0001	31,75				Iveco	160, 163-164, 166
54-0002	31,75				Iveco	160-161, 165, 167
54-0003	19,05				Fiat, Lancia	104, 177
54-0004	19,05	•			Iveco	161-163
54-0004G	19,05				Iveco	161-163
54-0005	19,05	•			Fiat, Fiat Lcv, Fso Polsky, Iveco, Zastava	80-81, 104-105, 140, 160-168, 171-172, 438
54-0005G	19,05				Fiat, Fiat Lcv, Fso Polsky, Iveco, Zastava	80-81, 104-105, 140, 160-168, 171-172, 438
54-0006	38,10				Iveco	160-161
54-0007	19,05				Iveco	160-162, 164-166
54-0008	25,40				Alfa Romeo	1-2, 5-6, 8-9
54-0009	25,40				Alfa Romeo	7-10
54-0010	19,05	•			Lada	174-177
54-0010G	19,05				Lada	174-177
54-0011	25,40				Fiat, Fiat Lcv, Lancia	86-87, 98-104, 113, 178, 181
54-0012	38,10				Iveco	169-170
54-0013	20,64				Bmw	37-39, 46, 51-52
54-0014	31,75				Iveco	166
54-0015	19,05				Iveco	166
54-0016	23,81				Mercedes Benz	190-191, 195-196, 199-201, 203-208
54-0017	23,81				Mercedes Benz	190, 192-193, 195-204, 206-208
54-0018	23,81				Mercedes Benz, Mercedes Benz Lcv	189-190, 200, 203-206, 210-211
54-0019	28,60				Peugeot, Peugeot Lcv	272, 276, 284-285
54-0020	28,60				Peugeot	277-278
54-0021	28,60				Peugeot	276, 278-280
54-0022	28,60				Peugeot	277-280
54-0023	25,40				Alfa Romeo, Fiat, Lancia	1-5, 10-11, 85-87, 90, 98-100, 178-180
54-0024	25,40				Alfa Romeo, Fiat, Lancia	1-2, 86, 90, 99-101, 179-180
54-0025	23,81	•			Seat, VW, VW Lcv	357, 385, 387-391, 403-405, 421, 426-428
54-0026	23,81				Audi, Seat, Seat Lcv, Skoda, VW	18, 347, 351, 353, 358-359, 362-363, 384, 393, 412-413
54-0027	20,64	•			Bmw	39-41, 52-53
54-0029*	19,05				Iveco	166
54-0037	23,81				Alfa Romeo	4
54-0039	25,40				Alfa Romeo	2
54-0041	25,40				Fiat	85, 94
54-0042	25,40				Fiat, Fiat Lcv	94, 111
54-0046	19,05		•		Citroën, Citroën Lcv, Fiat, Lancia, Peugeot, Suzuki	61-63, 69-70, 75, 102, 180, 263, 269, 274-275, 280-281
54-0047	19,05		•		Citroën, Citroën Lcv, Peugeot	60-62, 74-75, 269
54-0048	22,20	•			Bmw	41-43, 52-53
54-0049	22,20		•		Audi, Porsche, Skoda, VW	20-26, 28-33, 285, 365, 405-409
54-0050	22,20	•			Audi, VW	20-24, 29, 405-407
54-0051	19,05		•		Audi, Seat, Skoda, Skoda Lcv, VW	17, 347-348, 352-353, 360-361, 415-416
54-0052	19,05		•		Audi, Seat, Skoda, Skoda Lcv, VW	17-19, 343-344, 347-348, 352-354, 358, 360-361, 384, 393-395, 400, 415-416, 419
54-0053*	22,20	•			Bmw	37, 39-40, 43-53

METELLI ref.	Ø mm	ALU	PLA	CRCI	Marca - Make	Pagina Page
<b>Cilindro Frizione - Slave Cylinder</b>						
54-0054*	19,05				Audi	17-18
54-0055*	19,05				Audi	17-18
54-0056*	19,05				Audi, Seat, Skoda, VW, VW Lcv	18, 34, 347, 351-354, 358, 363-364, 384-385, 393-394, 400-401, 413-414, 426-428
54-0057*	20,64				Mazda	186-187
54-0058*	20,64				Mazda	185
54-0059*	20,64	•			Mini	212-213
54-0060*	20,64				Fiat, Fiat Lcv, Lancia	86, 88, 95, 98, 105, 182-183
54-0061*	20,64				Alfa Romeo, Fiat, Fiat Lcv, Lancia	1, 88-89, 91-92, 95, 98, 105, 111, 180, 183
54-0062*	22,20				Audi	32
54-0063*	22,20				Audi	24-27
54-0064*	23,81				Citroën, Citroën Lcv, Fiat, Fiat Lcv, Lancia, Peugeot, Peugeot Lcv	63-64, 66, 76, 102, 111-112, 180, 183, 275, 280-281, 283
54-0065*	23,81				Mini	212-213
54-0066*	22,20				Mercedes Benz, Mercedes Benz Lcv	201, 212
<b>Pompe Frizione - Clutch Master Cylinder</b>						
55-0001	31,75				Iveco	161, 163, 165-167, 173
55-0002	31,75				Iveco	160, 165
55-0003	31,75				Iveco	166
55-0004	19,05				Fiat	104
55-0005	19,05				Iveco	160, 162, 164-167
55-0006	25,40				Iveco	160-161
55-0007	19,05				Iveco	167, 169, 171-172
55-0008	31,75				Iveco	160, 163-164, 166-167
55-0009	19,05	•			Iveco	161, 172
55-0010	19,05	•			Fiat, Fiat Lcv, Fso Polsky, Iveco, Zastava	81, 104-105, 140, 163, 438
55-0010G	19,05				Fiat, Fiat Lcv, Fso Polsky, Iveco, Zastava	81, 104-105, 140, 163, 438
55-0011	19,05				Iveco	164
55-0012	19,05				Alfa Romeo	8-10
55-0013	19,05				Alfa Romeo	5-6, 8-9
55-0014	19,05	•			Lada	174-177
55-0014G	19,05				Lada	174-177
55-0015	19,05				Fiat, Fiat Lcv, Lancia	86-87, 102-104, 113, 181
55-0016	19,05				Alfa Romeo	7-10
55-0017	19,05				Alfa Romeo	8-10
55-0018	31,75				Iveco	170
55-0019	25,40				Iveco	169-170
55-0020	19,05				Bmw	37-38, 46, 51
55-0021	31,75				Iveco	160-161
55-0022	19,05				Mercedes Benz, Mercedes Benz Lcv	200, 203-206, 210-211
55-0023	19,05	•			Mercedes Benz	190-193, 195-204, 206-208
55-0024	19,05				Peugeot	276-280
55-0025	19,05				Alfa Romeo	4
55-0026	31,75				Iveco	166-167
55-0027	19,05				Alfa Romeo, Fiat, Lancia	1-2, 10-11, 85-86, 90-91, 99-101, 178-179
55-0028	19,05				Alfa Romeo	1
55-0029	19,05				Fiat, Lancia	98-101, 178
55-0030	19,05				Iveco	163
55-0031	25,40				Iveco	161
55-0032	19,05				Mercedes Benz Lcv	209, 211
55-0033	19,05				Bmw	39-41, 52-53
55-0038	19,05	•			Bmw	38-39, 46, 51
55-0040	19,05				Fiat, Lancia	90-91, 179
55-0041*	19,05				Alfa Romeo, Lancia	4-5, 179
55-0042	19,05				Lancia	179
55-0045*	31,75				Iveco	170-172
55-0047	15,87		•		Citroën	62
55-0048	15,87		•		Citroën, Citroën Lcv, Peugeot	63, 75, 269
55-0049	15,87		•		Citroën, Peugeot	62, 269

METELLI ref.	Ø mm	ALU	PLA	CRCI	Marca - Make	Pagina Page
 <b>Pompe Frizione - Clutch Master Cylinder</b>						
55-0050	19,05		•		Bmw	41-43, 47-49, 52-53
55-0051	19,05		•		Bmw	37, 41-49, 52-53
55-0052	15,87		•		Opel / Vauxhall, Opel Lcv / Vauxhall Lcv	233-235, 252
55-0053	15,87		•		Opel / Vauxhall	250-251
55-0054	15,87		•		Opel / Vauxhall, Opel Lcv / Vauxhall Lcv	238-239, 247-248, 252-254
55-0055	19,05		•		Audi, Skoda, VW	20-24, 28-31, 365, 405-409
55-0056	19,05	•			Audi, VW	20-24, 29, 405-407
55-0057	15,87	•			Seat, Skoda, Skoda Lcv, VW	347-348, 352-353, 360-361, 415-416
55-0058	15,87		•		Audi, Seat, Skoda, VW	18, 34, 353-354, 358, 362-364, 384-385, 393-394, 400-401
55-0059	19,05		•		Ford Europe, Mazda	121-122, 186
55-0060*	15,87				Mercedes Benz	191
55-0061*	15,87		•		Mercedes Benz	191, 208
55-0062*	19,05		•		Mercedes Benz	193-195, 202, 204
55-0063	19,05		•		Ford Europe, Ford Lcv	119-120, 124, 127-129, 131
55-0066*	25,40				Iveco	169
55-0067*	19,05				Alfa Romeo, Fiat, Lancia	3, 91, 179-180
55-0069*	15,87				Opel / Vauxhall	244-245
55-0070*	15,87				Citroën	60-62
55-0072*	15,87				Fiat, Opel / Vauxhall, Saab	87, 247, 249-250, 341
55-0073*	15,87				Mercedes Benz	191-192
55-0074*	15,87				Citroën	69-70
55-0075*	15,87				Alfa Romeo	3-4, 9, 11
55-0076*	15,87				Audi, Seat, Skoda, VW	19, 34, 343-344, 354, 358-359, 364-365, 386, 394-396, 398, 419-420
55-0077*	15,87				Audi	17-18
55-0078*	19,05				Ford Europe	114, 125
55-0079*	19,05				Ford Europe, Seat, VW	123, 343, 419
55-0080*	19,05				Volvo	431-437
55-0081*	19,05				Mercedes Benz, Mercedes Benz Lcv, VW Lcv	201, 209-210, 212, 424
55-0082*	19,05				VW Lcv	426-428
55-0083*	19,05				Citroën, Citroën Lcv, Fiat, Fiat Lcv, Lancia, Peugeot, Peugeot Lcv	63-64, 76, 102, 111-112, 180, 183, 281, 283
55-0084*	19,05				Mercedes Benz	199
55-0085*	19,05				Ford Europe, Jaguar	125-126, 173
55-0086*	19,05				Mini	212-213
55-0087*	19,05				Bmw	49-51
55-0088*	19,05				Ford Europe, Volvo	122, 431, 433
55-0089*	19,05				Ford Europe, Mazda, Volvo	114, 120-122, 185-187, 431, 433
55-0090*	19,05				Ford Europe	124
55-0091*	19,05				Ford Europe, Ford Lcv, Mazda	119-120, 127-128, 131, 185
55-0092*	19,05				Mercedes Benz	191-192
55-0093*	19,05				Audi	31-32
55-0094*	19,05				Mercedes Benz, Mercedes Benz Lcv	208, 212
55-0095*	19,05				Audi, Skoda, VW	29-31, 408-409
55-0096*	19,05				Audi	24-27
55-0097*	19,05				Ford Europe	120, 122-123, 185




05-0001




05-0002




05-0003



05-0004



05-0005



05-0006




05-0008



05-0009




05-0010




05-0014






05-0015



05-0016




05-0018




05-0019




05-0020




05-0021




05-0022




05-0023



05-0024




05-0025




05-0028




05-0029




05-0034




05-0035



05-0036




05-0037




05-0038




05-0039




05-0040




05-0041




05-0042




05-0043




05-0044




05-0045




05-0046




05-0047




05-0048




05-0049




05-0051




05-0053




05-0054




05-0055




05-0057



05-0058




05-0059




05-0061




05-0062




05-0063



05-0064




05-0065




05-0066



05-0067




05-0068




05-0069




05-0070




05-0071



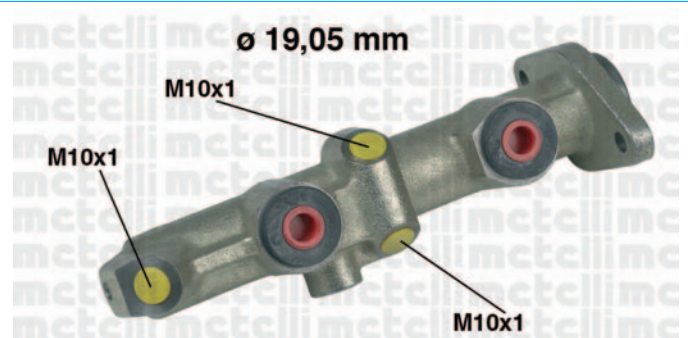
05-0072




05-0073




05-0074




05-0075




05-0076




05-0077




05-0078



05-0079




05-0080




05-0081



05-0082



05-0083



05-0084




05-0085




05-0087




05-0088




05-0089




05-0090




05-0091




05-0092



05-0093




05-0094




05-0095




05-0096




05-0097




05-0098




05-0099




05-0101




05-0102




05-0103




05-0104



05-0105



05-0106




05-0107



ø 38,1 mm


M12x1,5



M18x1,5

05-0109

ø 25,4 mm




M10x1

05-0110

ø 20,64 mm

M10x1




M10x1

M10x1

05-0112

ø 20,64 mm

M10x1



M10x1


05-0113

ø 17,78 mm

M10x1

M10x1


M12x1



05-0114

ø 19,05 mm

M12x1

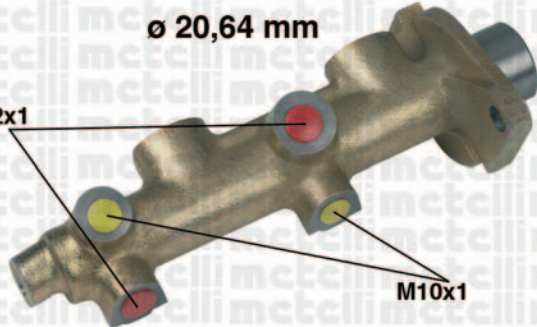


M10x1

05-0115

ø 20,64 mm

M12x1




M10x1

05-0116

ø 20,64 mm

M10x1




M10x1

05-0117

ø 20,64 mm

M10x1

M10x1




05-0118


ø 20,64 mm

M10x1


M10x1




05-0120




05-0121




05-0122



05-0123



05-0125



05-0126



05-0127




05-0128




05-0129




05-0130




05-0131




05-0132




05-0133



05-0134




05-0135




05-0136




05-0137




05-0138




05-0139




05-0140




05-0141




05-0142




05-0143



05-0144




05-0145




05-0146




05-0147



05-0148



05-0149




05-0150



05-0151

ø 28,6 mm

M12x1,5




M18x1,5

05-0152

ø 26,99 mm

M12x1,5




M18x1,5

05-0153

ø 20,64 mm

M10x1




M10x1

05-0154

ø 19,05 mm

M10x1




M10x1

M7x1

05-0155

ø 20,64 mm

M10x1




05-0156

ø 33,34 mm

M12x1,5

M18x1,5




05-0157

ø 19,05 mm

M10x1,25

M10x1,25




M10x1,25

05-0158

ø 23,81 mm

M10x1

M10x1




M10x1

05-0159

ø 19,05 mm

M12x1

M10x1




05-0160


ø 22,2 mm

1/4" 20 UNC


M10x1



05-0161




05-0162




05-0163




05-0164




05-0165




05-0166




05-0167




05-0168



05-0169




05-0170




05-0171

ø 23,81 mm




05-0172

ø 22 mm




05-0173

ø 25,4 / 19,05 mm




05-0174

ø 22,2 / 17,46 mm




05-0175

ø 25,4 / 19,05 mm




05-0176

ø 23,81 / 19,05 mm




05-0177

ø 20,64 mm




05-0178

ø 20,64 mm




05-0179

ø 20,64 mm




05-0180


ø 20,64 mm



05-0181




**05-0183**




**05-0184**



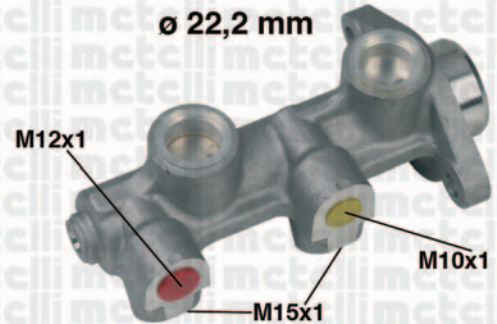
**05-0186**




**05-0187**



**05-0188**




**05-0189**



**05-0190**



**05-0191**




**05-0192**




**05-0193**







05-0194




05-0196




05-0197




05-0198




05-0199




05-0200




05-0201



05-0202




05-0203




05-0204

ø 20,64 mm




05-0205

ø 22,2 mm



05-0206

ø 20,64 mm




05-0207

ø 22,2 mm




05-0208

ø 20,64 mm



05-0209

ø 20,64 mm




05-0210

ø 23,81 mm




05-0211

ø 22,2 mm




05-0214

ø 20,64 mm




05-0216

ø 22,2 mm




05-0217

ø 20,64 mm




05-0218

ø 22,2 mm



05-0219

ø 22,2 mm




05-0220

ø 20,64 mm



05-0221

ø 23,81 mm




05-0222

ø 23,81 mm




05-0223

ø 20,64 mm




05-0224

ø 20,64 mm




05-0225

ø 20,64 mm




05-0226


ø 22,2 mm




05-0227




05-0228




05-0229




05-0230




05-0231




05-0232



05-0233



05-0234




05-0235




05-0236




05-0237




05-0238




05-0239




05-0240




05-0241




05-0242




05-0243



05-0245




05-0246




05-0247




05-0249



05-0251



05-0252




05-0253




05-0254



05-0255




05-0258




05-0259



05-0260




05-0261




05-0262

ø 22,2 mm



05-0264

ø 19,05 mm




05-0266

ø 25,4 mm




05-0268

ø 23,81 mm




05-0270

ø 20,64 mm




05-0273

ø 25,4 mm




05-0275

ø 20,64 mm



05-0277

ø 22,2 mm



05-0278

ø 20,64 mm




05-0279


ø 23,81 mm




05-0280




05-0289




05-0290




05-0291




05-0292




05-0293




05-0294




05-0295



05-0296




05-0297



05-0298




ø 23,81 mm




05-0299

ø 20,64 mm




05-0300

ø 23,81 mm




05-0301

ø 22,2 mm



05-0302

ø 20,64 mm




05-0306

ø 20,64 mm



05-0307

ø 23,81 mm




05-0308

ø 22,2 mm




05-0309

ø 22,2 mm




05-0310


ø 23,81 mm




05-0311




**05-0312**




**05-0313**




**05-0314**




**05-0315**




**05-0317**




**05-0319**




**05-0321**



**05-0323**




**05-0325**




**05-0326**

ø 22,2 mm




05-0327

ø 20,64 mm



05-0328

ø 25,4 mm




05-0329

ø 23,81 mm



05-0330

ø 23,81 mm



05-0331

ø 22,2 mm




05-0333

ø 23,81 mm




05-0334

ø 20,64 mm




05-0335

ø 22,2 mm



05-0336

ø 23,81 mm




05-0337

ø 20,64 mm




05-0340

ø 22,2 mm



05-0342

ø 20,64 mm




05-0343

ø 22,2 mm




05-0344

ø 22,2 mm




05-0345

ø 20,64 mm




05-0346

ø 25,4 mm




05-0347

ø 22,2 mm




05-0348

ø 23,81 mm




05-0349

ø 22,2 mm



05-0350

ø 23,81 mm




05-0352

ø 22,2 mm



05-0353

ø 22,2 mm




05-0354

ø 23,81 mm



05-0355

ø 20,64 mm




05-0356

ø 20,64 mm



05-0357

ø 23,81 mm




05-0358

ø 22,2 mm




05-0359

ø 20,64 mm




05-0360


ø 23,81 mm



05-0361




05-0362



05-0363




05-0365




05-0366



05-0367




05-0368



05-0369




05-0372




05-0377




05-0378




**05-0379**




**05-0380**



**05-0381**



**05-0382**




**05-0383**




**05-0384**




**05-0385**




**05-0386**




**05-0387**




**05-0388**




05-0389




05-0390




05-0391



05-0396




05-0397



05-0398



05-0400



05-0401



05-0402



05-0403




ø 20,64 mm




05-0404

ø 23,81 mm



05-0409

ø 23,81 mm




05-0411

ø 23,81 mm



05-0412

ø 23,81 mm




05-0413

ø 25,4 mm




05-0414

ø 25,4 mm




05-0415

ø 20,64 mm




05-0416

ø 22,2 mm




05-0417

ø 23,81 mm




05-0418

ø 23,81 mm




05-0419

ø 20,64 mm




05-0420

ø 20,64 mm




05-0422

ø 22,2 mm



05-0423

ø 25,4 mm




05-0425

ø 22,2 mm




05-0427

ø 22,2 mm




05-0428

ø 19,05 mm




05-0429

ø 22,2 mm




05-0430

ø 26,99 mm




05-0431

ø 20,64 mm




05-0433

ø 22,2 mm




05-0436

ø 22,2 mm




05-0437

ø 25,4 mm




05-0438

ø 25,4 mm




05-0439

ø 25,4 mm




05-0440

ø 23,81 mm




05-0441

ø 22,2 mm



05-0442

ø 25,4 mm



05-0446

ø 25,4 mm



05-0447

ø 23,81 mm



05-0448

ø 23,81 mm




05-0449

ø 25,4 mm




05-0451

ø 23,81 mm




05-0452

ø 23,81 mm



05-0455

ø 22,2 mm



05-0456

ø 22,2 mm




05-0457

ø 25,4 mm




05-0458

ø 22,2 mm




05-0459

ø 28,6 mm




05-0460




05-0461




05-0462



05-0468




05-0470




05-0471




05-0472




05-0473




05-0475




05-0478




05-0479




05-0480




05-0481



05-0482



05-0483




05-0484




05-0485



05-0486



05-0488



05-0489



05-0490

ø 23,81 mm




05-0491

ø 22,2 mm




05-0492

ø 20,64 mm



05-0493

ø 23,81 mm



05-0494

ø 20,64 mm



05-0497

ø 22 mm




05-0498

ø 23,81 mm




05-0504

ø 20,64 mm




05-0507

ø 22,2 mm



05-0511

ø 20,64 mm



05-0513

ø 20,64 mm

M5x0,8




M10x1

05-0514

ø 25,4/20,64 mm

M12x1



M10x1

05-0517

ø 20,64 mm


M10x1



M10x1

05-0520

ø 23,81 mm



M12x1

05-0522

ø 20,64 mm

M10x1



05-0523

ø 20,64 mm


M12x1



05-0524

ø 20,64 mm

M10x1



M10x1

05-0525

ø 23,81 mm

M10x1



05-0529

ø 22,2 mm


M10x1



05-0532

ø 22,2 mm

M12x1




05-0534







05-0535




05-0536




05-0537




05-0538




05-0539



05-0540




05-0542



05-0543




05-0544




05-0546

ø 23,81 - 22,20 mm



05-0548

ø 23,81 mm



05-0550

ø 22,2 / 20,64 mm




05-0551

ø 20,64 mm




05-0553

ø 25,4 mm



05-0554

ø 25,4 mm



05-0555

ø 23,81 mm




05-0556

ø 25,4 mm



05-0557

ø 25,4 mm



05-0558

ø 23,81 mm




05-0559

ø 20,64 mm



05-0560

ø 25,4 / 20,64 mm



05-0561

ø 23,81 / 22,2 mm



05-0564

ø 25,4/22,20 mm



05-0566

ø 23,81 mm



05-0567

ø 23,81 mm




05-0568

ø 25,4 mm



05-0569

ø 25,4 mm




05-0570

ø 25,4 mm




05-0571

ø 23,81 mm




05-0572

ø 23,81 / 20,64 mm




05-0575

ø 23,81 / 20,64 mm




05-0576

ø 23,81 mm




05-0577

ø 25,4 mm




05-0578

ø 25,4 mm



05-0579

ø 26,99 mm



05-0580

ø 23,81 mm



05-0582

ø 19,05 mm



05-0583

ø 20,64 mm



05-0584

ø 23,81 mm




05-0586

ø 23,81 mm



05-0587

ø 26,99 mm




05-0588

ø 20,64 mm



05-0590

ø 22,2 mm



05-0591

ø 20,64 mm




05-0592

ø 20,64 mm




05-0593

ø 22,2 mm



05-0594

ø 22,2 mm




05-0597

ø 23,81 mm



05-0599

ø 25,4 mm



05-0604

ø 25,4 mm

M12x1



05-0605

ø 25,4 mm

M12x1



05-0606

ø 25,4 mm

M12x1

M12x1



05-0607

ø 23,81 mm

M10x1



05-0610

ø 22,2 mm

M12x1



05-0611

ø 25,4 mm

M12x1

M5x0,8


M12x1



05-0613

ø 22,2 mm

M12x1



05-0614

ø 25,4 mm

M12x1

M12x1



05-0616

ø 23,81 mm


M12x1



05-0617

ø 25,4 mm

M12x1



05-0618

ø 19,05 / 23,81 mm



05-0619

ø 19,05 / 23,81 mm



05-0621

ø 19,05 / 23,81 mm



05-0622

ø 19,05 / 23,81 mm



05-0623

ø 19,05 / 25,4 mm




05-0624

ø 19,05/23,81 mm




05-0625

ø 19,05/23,81 mm



05-0626

ø 20,64 / 23,81 mm




05-0627

ø 20,64 / 25,4 mm



05-0628

ø 23,81 mm




05-0631

ø 23,81 mm



05-0632

ø 23,81 mm




05-0633

ø 23,81 mm




05-0635

ø 22,2 mm



05-0637

ø 23,81 mm



05-0638

ø 23,81 mm




05-0639

ø 23,81 mm



05-0640

ø 25,4 mm




05-0641

ø 25,4 mm



05-0642

ø 25,4 mm



05-0643




ø 20,64 mm



05-0644

ø 23,81 mm



05-0645

ø 23,81 mm



05-0647

ø 23,81 mm



05-0648

ø 22,2 mm



05-0649

ø 23,81 mm




05-0651

ø 25,4 mm



05-0652

ø 22,2 mm




05-0666

ø 20,64 mm



05-0667


ø 23,81 mm




05-0668




05-0670



05-0671




05-0672




05-0673




05-0674




05-0675




05-0676



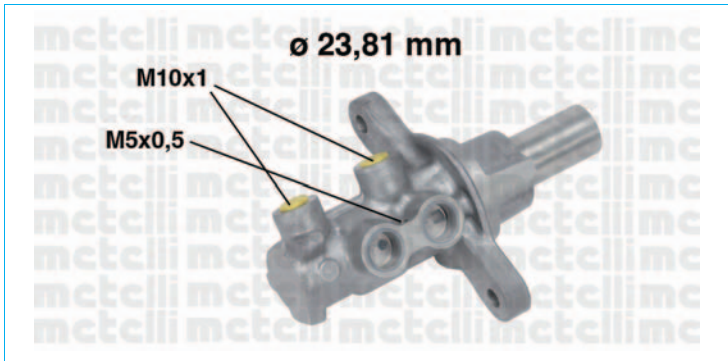
05-0677




05-0678



05-0679




05-0680




05-0681



05-0682




05-0683



05-0684



05-0686




05-0687



05-0688




05-0689




05-0691

ø 22,2 mm



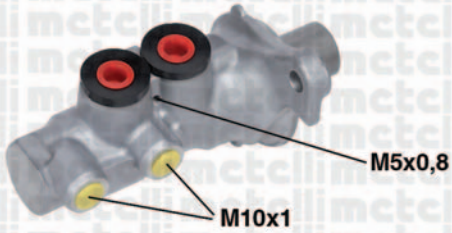
05-0692

ø 22,2 mm




05-0693

ø 23,81 mm




05-0694

ø 23,81 mm




05-0695

ø 20,64 mm




05-0696

ø 20,64 mm



05-0697

ø 20,64 mm




05-0698

ø 23,81 mm




05-0700

ø 23,81 mm




05-0703

ø 23,81 mm




05-0704

ø 23,81 mm




05-0705

ø 22,2 mm



05-0707

ø 20,64 mm



05-0708

ø 20,64 mm




05-0709

ø 20,64 mm



05-0710

ø 23,81 mm




05-0711

ø 23,81 mm



05-0712

ø 23,81 mm




05-0713

ø 23,81 mm




05-0714


ø 25,4 mm




05-0716




05-0717




05-0718



05-0719




05-0720




05-0721




05-0722



05-0723



05-0724



05-0725




05-0726

ø 25,4 mm



05-0727

ø 26,99 mm



05-0728

ø 26,99 mm



05-0729

ø 25,4 mm




05-0731

ø 25,4 mm




05-0732

ø 26,99 mm




05-0733

ø 20,64 mm



05-0734

ø 25,4 mm




05-0735

ø 20,64 mm




05-0736

ø 20,64 mm



05-0737

ø 23,81 mm



05-0738

ø 23,81 mm



05-0739

ø 22,2 mm



05-0740

ø 20,64 mm




05-0741

ø 23,81 mm



05-0742

ø 22,2 mm



05-0743

ø 25,4 - ø 22,2 mm




05-0744

ø 22,2 mm




05-0745

ø 23,81 mm



05-0746

ø 25,4 mm



05-0747



ø 25,4 - ø 20,64 mm




05-0748

ø 23,81 mm



05-0749

ø 20,64 mm




05-0750

ø 23,81 mm




05-0751

ø 25,4 mm



05-0752

ø 25,4 mm




05-0754

ø 22,2 mm



05-0755

ø 25,4 mm



05-0756

ø 22,2 mm




05-0757

ø 20,64 mm



05-0758



05-0759




05-0760




05-0763




05-0765



05-0766



05-0767



05-0768

- CONDIZIONI GENERALI DI VENDITA -



**1. ORDINI**

Gli ordini conferitici sono immediatamente impegnativi per il Committente e saranno seguiti da nostra regolare conferma. Non si accetteranno ordini comportanti penali, di qualsiasi genere siano. Per gli articoli non rientranti nella nostra normale produzione, considerabili quindi di "esecuzione su ordine", è prevista una tolleranza a nostro favore sulla quantità ordinata del  $\pm 10\%$ .

**2. PREZZI**

I prezzi si intendono per merce resa franco nostro stabilimento in Cologne Bresciano, imballo al costo, se non diversamente concordato. Nel suddetto caso, la nostra accettazione dovrà risultare inequivocabilmente per iscritto.

**3. CONSEGNE E SPEDIZIONI**

La merce viaggia sempre a rischio e pericolo dell'acquirente, anche se venduta franco destino. Non si accettano responsabilità per eventuali ritardi delle spedizioni derivanti da cause di forza maggiore o da qualsiasi altro evento che possa ritardare il processo di fabbricazione come, a titolo esemplificativo, agitazioni sindacali, mancata consegna da parte dei fornitori, difficoltà di approvvigionamento di materie prime, o simili. In assenza di precise istruzioni, ci riserviamo, a nostro insindacabile giudizio, la scelta dei mezzi di trasporto ritenuti, da noi, più adatti.

**4. PAGAMENTO**

I pagamenti dovranno essere eseguiti al nostro domicilio, nel rispetto delle forme previste dagli ordini accettati. L'inadempienza, anche parziale, dell'acquirente alle condizioni di pagamento concordate, comporterà il nostro pieno diritto a sospendere o annullare le forniture in corso, senza pregiudizio alcuno.

**5. GARANZIA**

La garanzia esplica i propri effetti solo ed unicamente allorquando il prodotto in oggetto verrà restituito alla Metelli S.p.A. nel totale rispetto delle nostre procedure\*. I pezzi inservibili per difetti di materiale o fabbricazione, accertati presso il nostro stabilimento, verranno sostituiti gratuitamente se resi franco nostro domicilio. In nessun caso l'acquirente potrà avanzare richiesta di risoluzione del contratto o di risarcimento danni. L'acquirente decade dal diritto alla garanzia, se non denuncia i vizi al venditore entro otto giorni dalla scoperta e l'azione si prescrive, in ogni caso, in un anno dalla consegna, così come disciplinato dall'art. 1495 del Codice Civile. La garanzia non potrà, in alcun caso, essere invocata qualora i prodotti non siano stati installati od utilizzati correttamente\*\*.

**6. RECLAMI**

Risulteranno privi di qualsiasi valenza i reclami pervenuti oltre otto giorni dal ricevimento della merce. In ogni caso, anche qualora l'acquirente avanzasse reclami, lo stesso non avrà alcun diritto a trattenere somme dovute alla Metelli S.p.A. per fatture scadute\*\*\*.

**7. CONTROVERSIE**

Per qualunque controversia potrà insorgere, si precisa che la legge applicabile è quella italiana. Il Foro territorialmente competente è quello di Brescia.

**8. CLAUSOLA DI RISERVA DELLA PROPRIETA'**

Il materiale consegnato rimarrà di proprietà della Metelli S.p.A., fino a quando il pagamento del prezzo dello stesso non risulterà integralmente saldato.

\* La garanzia è tuttavia limitata alla semplice sostituzione gratuita, esclusa ogni altra spesa, di quei particolari che:

a) restituiti dal cliente al nostro domicilio per controllo, franco di ogni spesa. Il prodotto deve essere restituito completo e nelle stesse condizioni di quando si è realizzato il fatto che ha determinato il reclamo.

b) saranno riconosciuti non idonei o difettosi per imperfezioni imputabili al materiale e/o al processo produttivo e/o di controllo.

\*\* Poiché i nostri prodotti appartengono al settore di quelli considerati determinanti per la sicurezza dei veicolo, decliniamo ogni responsabilità in caso di utilizzo da parte di persone non professionalmente preparate o comunque non ufficialmente autorizzate ad effettuare questo tipo di interventi, così come in tutti quei casi di uso e/o montaggio non conforme, negligenza di manutenzione, incidente, uso in competizioni sportive di ogni genere, in "fuoristrada" o conseguenza di manomissione.

\*\*\* Tutti i materiali di cui è stata accertata l'infondatezza del reclamo non chiesti in restituzione dal Cliente, a sue spese, entro due settimane dall'avvenuta notifica, saranno definitivamente rottamati, senza possibilità per il cliente di una successiva tardiva richiesta.

**AVVERTENZE**

QUESTO CATALOGO ANNULLA E SOSTITUISCE IL PRECEDENTE.

I DATI IVI RIPORTATI SONO RICAVATI DA DISEGNI ORIGINALI O DA RICAMBI ORIGINALI IN NOSTRO POSSESSO.

I COSTRUTTORI POSSONO VARIARE LE CARATTERISTICHE DEI LORO PRODOTTI SENZA OBBLIGO DI PREAVVISO.

I RIFERIMENTI ORIGINALI E DI ALTRI FABBRICANTI SONO CITATI A TITOLO INDICATIVO PER UNA PIU' FACILE INDIVIDUAZIONE DEL TIPO RICHIESTO.

QUANDO I NOSTRI PRODOTTI NON SONO ORIGINALI, SONO CON ESSI INTERCAMBIABILI.

INFORMAZIONI E DATI DI QUESTO CATALOGO SONO IL RISULTATO DI UNA ACCURATA RICERCA EFFETTUATA PRESSO TUTTE LE PIU' ATTENDIBILI FONTI. DECLINIAMO, TUTTAVIA, OGNI RESPONSABILITA' PER LA PRESENZA DI EVENTUALI ERRORI ED INESATTEZZE.

IL PRESENTE CATALOGO E' STATO REALIZZATO DALLA METELLI S.P.A. E NE E' PROIBITA QUALSIASI RIPRODUZIONE TOTALE O PARZIALE.

- GENERAL CONDITIONS OF SALE -



**1. ORDERS**

Orders placed are immediately binding on the Purchaser and will be followed by our regular confirmation. No orders involving penalties of any kind will be accepted. For articles not in our standard production range, which are therefore "produced to order", we are permitted a tolerance on the quantity ordered of  $\pm 10\%$ .

**2. PRICES**

Prices are for goods delivered ex-works our factory at Cologne Bresciano, packaging at cost, unless otherwise agreed. In this case, our acceptance must be clearly stated in writing.

**3. DELIVERIES AND SHIPMENTS**

Goods always travel at the purchasers' risk, even if sold freight prepaid. No responsibility is accepted for any delays in shipments due to circumstances beyond our control or any other event which may delay the manufacturing process, such as (but not restricted to) trades union disputes, failure to deliver by suppliers, difficulty in obtaining supplies of raw materials, or similar factors. Unless specific instructions are provided, we reserve the right to choose the means of transport we consider most suitable, at our own absolute discretion.

**4. PAYMENT**

Payments must be made to our address in the forms specified by the orders accepted. Even partial breach of the agreed payment terms on the part of the purchaser shall fully entitle us to suspend or cancel current supply contracts, without any damage to us.

**5. WARRANTY**

The warranty is only effective if the product concerned is returned to Metelli S.p.a in full compliance with our procedures\*. Pieces unusable due to defects in material or manufacture, verified in our factory, will be replaced free of charge if returned to our address freight prepaid. In no case shall the purchaser be permitted to request termination of the contract or compensation for damage incurred. Should the buyer fail to inform the seller of any defects ascertained in the product, within eight days from the discovery of such defects, his warranty shall become void. In all cases, the action becomes invalidated by prescription one year after the delivery as set forth by Article 1495 of the Italian Civil Code. No complaints may be made under the warranty if the products have not been installed or used correctly, under any circumstances\*\*.

**6. COMPLAINTS**

Complaints received more than eight days after receipt of the goods will be null and void. Even if purchasers have made complaints, they shall not be entitled in any way to withhold sums owed to Metelli Co. for invoices due\*\*\*.

**7. DISPUTES**

Italian law shall apply to any disputes which may arise. The Brescia law court shall have territorial jurisdiction.

**8. PROPERTY RIGHT RETENTION CLAUSE**

The material delivered shall continue to be the property of Metelli Co., until full payment of the relative price has been received.

\* Guarantee is anyway limited only to the free replacement, excluded any other cost or compensation for occurred damages, of that items which:

a) have been returned free of any charge to our works for inspection. The product is to be returned complete and in the same precise conditions as when happened the reason of claim.  
b) and after our tests show to be really unfit or defective for deficiencies imputable to the material and/or production and/or quality assurance process.

\*\* As all our products belong to the area of the ones which are considered determinant for safety, we disclaim responsibility when used by somebody not professionally and/or legally qualified for this kind of duty: as well as in all those cases of misuse, improper installation, lack or neglect of the necessary periodic inspections and maintenance, car crash, racing or off-road use, in the case of alterations and/or tampering.

\*\*\* All the materials for which the claim has been rejected and for which the customer did not require to be returned back, at his fully charges, within 15 days from notification, will be scrapped.

**IMPORTANT NOTES**

THIS CATALOGUE CANCELS AND REPLACES THE PREVIOUS VERSION.

THE DATA IT CONTAINS ARE TAKEN FROM ORIGINAL DRAWINGS OR GENUINE PARTS IN OUR POSSESSION.

MANUFACTURERS MAY VARY THE CHARACTERISTICS OF THEIR PRODUCTS WITHOUT NOTICE.

THE ORIGINAL REFERENCES AND THOSE OF OTHER MANUFACTURERS ARE PROVIDED AS GUIDANCE FOR EASIER IDENTIFICATION OF THE TYPE REQUIRED.

WHEN OUR PRODUCTS ARE NOT ORIGINAL, THEY ARE INTERCHANGEABLE WITH THE GENUINE PARTS.

THE INFORMATION AND DATA IN THIS CATALOGUE ARE PRODUCED FURTHER TO AN IN-DEPTH SURVEY OF ALL THE MOST RELIABLE SOURCES. WE THEREFORE DECLINE ALL RESPONSIBILITY FOR ANY ERRORS OR INACCURACIES.

THIS CATALOGUE HAS BEEN PRODUCED BY METELLI CO. AND ANY REPRODUCTION, WHETHER TOTAL OR PARTIAL, IS FORBIDDEN.

## - CONDITIONS GÉNÉRALES DE VENTE -



### 1. COMMANDES

Les commandes qui nous sont adressées engagent immédiatement le Commanditaire et seront suivies d'une confirmation de notre part. Nous n'accepterons pas de commandes comportant des pénalités de quelque nature qu'elles soient. Pour les articles ne faisant pas partie de notre production habituelle et pouvant être considérés comme "exécution spéciale", une tolérance sur la quantité commandée de  $\pm 10\%$  en notre faveur est prévue.

### 2. PRIX

Les prix s'entendent pour la marchandise rendue franco notre usine de Cologne Brescia, emballage au prix coûtant, sauf accord différent. Dans ce dernier cas, notre accord devra être exprimé de façon non équivoque et par écrit.

### 3. LIVRAISONS ET EXPÉDITIONS

La marchandise, même vendue franco destination, voyage toujours aux risques et périls de l'acheteur. Nous n'assumerons aucune responsabilité en cas de retard des expéditions dérivant de causes de force majeure ou de tout autre événement susceptible de retarder le processus de fabrication tels que, à titre d'exemple, agitations syndicales, livraison non effectuée par les fournisseurs, difficultés d'approvisionnement en matières premières ou similaires. En l'absence d'instructions précises, nous nous réservons, selon notre jugement discrétionnaire, le choix des moyens de transport que nous considérerons les plus appropriés.

### 4. RÈGLEMENT

Les règlements devront être adressés à notre domicile dans les formes prévues pour les commandes acceptées. L'inexécution même partielle des conditions de règlement convenues de la part de l'acheteur nous donnera tout droit de suspendre ou d'annuler les fournitures en cours sans aucune responsabilité de notre part.

### 5. GARANTIE

Pour que la garantie soit effective et s'applique, il faut que le produit soit rendu à Metelli S.p.A. en respectant rigoureusement nos procédures\*. Les pièces inutilisables pour cause de défauts de matériel ou de fabrication vérifiés dans nos ateliers seront remplacés gratuitement à condition d'avoir été rendues franco notre siège. L'acheteur ne pourra en aucun cas avancer de demande de résiliation du contrat ou de dédommagement. L'acheteur perd tout droit à la garantie s'il ne dénonce pas les vices au vendeur dans le délai de huit jours à partir de leur découverte; dans tous les cas, l'action prescrit un an après la livraison conformément aux dispositions de l'art. 1495 du Code Civil. Il ne pourra pas être fait appel à la garantie si les produits n'ont pas été installés ou utilisés correctement\*\*.

### 6. RÉCLAMATIONS

Les réclamations qui nous parviendraient passé le délai de huit jours à partir de la réception de la marchandise seront dépourvues de valeur. Dans tous les cas, et même si l'acheteur a des réclamations à formuler, il ne sera pas autorisé à retenir des sommes dues à Metelli S.p.A. pour des factures parvenues à échéances\*\*\*.

### 7. LITIGES

Tout litige éventuel sera soumis à la loi italienne. Le Tribunal compétent par territoire est celui de Brescia.

### 8. CLAUSE DE RÉSERVE DE PROPRIÉTÉ

La marchandise livrée restera la propriété de Metelli S.p.A. jusqu'au paiement intégral du prix.

\* La garantie est toutefois limitée au simple remplacement à titre gratuit, exclu tout genre des frais, pour ces pièces qui seront:

a) retournés par le client à notre domicile pour contrôle, franc de chaque frais. Le produit devra être retourné complet et dans les mêmes conditions dans lesquelles l'événement, qui a déterminé la réclamation.

b) reconnus comme non apte ou défectueux pour imperfections imputable au matériel et/ou au procès productif et/ou de contrôle.

\*\* Puisque nos produits appartiennent au secteur des produits considérés déterminants pour la sécurité du véhicule, nous déclinons toute responsabilité au cas d'utilisation de la part de personnel pas professionnellement qualifiés ou pas officiellement autorisés à effectuer ce genre d'interventions ainsi que dans tous ces cas d'utilisation et/ou montage pas conforme, négligence d'entretien, accident, utilisation dans compétition sportive de tout genre, en "tout terrain" ou conséquence d'altération.

\*\*\* Tous les pièces dont la réclamation resultera injustifiée et qui ne sont pas demandés de retour par le client, à ses frais, seront définitivement ferrailés dans deux semaines à compter de la date de notre notification, sans aucune possibilité pour le client d'une successive tardive prétention.

### AVERTISSEMENTS

CE CATALOGUE ANNULE ET REMPLACE LE PRÉCÉDENT.

LES DONNÉES QU'IL CONTIENT SONT BASÉES SUR LES PLANS OU LES PIÈCES ORIGINAUX QUI SONT EN NOTRE POSSESSION.

LES CONSTRUCTEURS PEUVENT MODIFIER LES CARACTÉRISTIQUES DE LEURS PRODUITS SANS OBLIGATION DE PRÉAVIS.

LES RÉFÉRENCES ORIGINALES ET D'AUTRES FABRICANTS SONT CITÉES À TITRE INDICATIF POUR UN REPERAGE PLUS AISÉ DU TYPE VOULU.

DANS LES CAS OÙ NOS PRODUITS NE SONT PAS ORIGINAUX, ILS SONT INTERCHANGEABLES AVEC CES DERNIERS.

LES INFORMATIONS ET LES DONNÉES CONTENUES DANS CE CATALOGUE SONT LE FRUIT D'UNE RECHERCHE RIGOREUSE RÉALISÉE AUPRÈS DES SOURCES LES PLUS FIABLES. NOUS DÉCLINONS CEPENDANT TOUTE RESPONSABILITÉ POUR LA PRÉSENCE D'ERREURS ET D'INEXACTITUDES ÉVENTUELLES.

CE CATALOGUE A ÉTÉ RÉALISÉ PAR METELLI S.P.A. SA REPRODUCTION MÊME PARTIELLE EST INTERDITE.

## - ALLGEMEINE VERKAUFSBEDINGUNGEN -



### 1. BESTELLUNGEN

Die uns übermittelten Bestellungen, auf die unsere reguläre Auftragsbestätigung folgt, verpflichten den Besteller sofort. Bestellungen, die Vertragsstrafen, welcher Art auch immer, vorsehen, werden nicht angenommen. Für Artikel, die nicht in unser übliches Produktionsprogramm fallen und somit als „Artikel auf Bestellung“ gelten, behalten wir uns zu unseren Gunsten hinsichtlich der bestellten Menge eine Toleranz in Höhe von  $\pm 10\%$  vor.

### 2. PREISE

Wenn nichts anderes vereinbart wurde, gelten die Preise für frei unserer Niederlassung in Cologne Bresciano gelieferte Ware; für die Verpackung berechnen wir die tatsächlich anfallenden Kosten. Andernfalls muss unsere Annahme der Bestellung ausdrücklich schriftlich erfolgen.

### 3. ÜBERGABE UND VERSAND

Die Ware wird immer auf Risiko und Gefahr des Käufers transportiert, auch wenn diese franco Bestimmungsort verkauft wird. Für einen auf höhere Gewalt oder auf andere Ereignisse, welche den Herstellungsprozess verzögern können, wie zum Beispiel Streiks, mangelnde Lieferung durch andere Lieferanten, Schwierigkeiten in der Rohstoffversorgung oder ähnliches, zurückzuführenden eventuell verspäteten Versand wird nicht gehaftet. Werden keine genauen Anweisungen erteilt, behalten wir uns vor, die nach unserem freien Ermessen als geeignet erachteten Transportmittel zu wählen.

### 4. ZAHLUNG

Zahlungen haben am Sitz unserer Niederlassung und unter Einhaltung der in den angenommenen Bestellungen festgelegten Zahlungsformen zu erfolgen. Der auch nur teilweise Verstoß des Käufers gegen die vereinbarten Zahlungsbedingungen berechtigt uns, die laufenden Lieferungen auszusetzen oder einzustellen, wobei wir uns vorbehalten, eventuelle weitere Ansprüche geltend zu machen.

### 5. GARANTIE

Die Garantie wird ausschließlich dann wirksam, wenn das betreffende Produkt der Metelli S.p.A unter Einhaltung unserer Prozeduren zurückgeschickt wird\*. Die wegen der in unserer Niederlassung festgestellten Material- oder Herstellungsfehler unbrauchbaren Teile werden kostenlos ersetzt, insofern sie frei dem Sitz unserer Niederlassung übersandt wurden. Dem Käufer steht in keinem Fall ein Recht auf Vertragskündigung oder Schadenersatz zu. Das Garantierrecht des Käufers verfällt, wenn die Mängel nicht innerhalb von acht Tagen nach ihrer Feststellung dem Verkäufer gemeldet werden. Die Beanstandung muss auf alle Fälle innerhalb eines Jahres nach Lieferung gemäß Art. 1495 des Bürgerlichen Gesetzbuchs erfolgen. Wurden die Produkte nicht ordnungsgemäß eingebaut oder verwendet, greift die Garantie nicht\*\*.

### 6. REKLAMATIONEN

Reklamationen, die später als acht Tage nach dem Erhalt der Ware eingehen, werden nicht berücksichtigt. Auch im Fall von Reklamationen ist der Käufer nicht berechtigt, aufgrund bereits fälliger Rechnungen geschuldete Zahlungen an die Metelli S.p.A. zurückzuhalten\*\*\*.

### 7. STREITIGKEITEN

Bei Streitigkeiten findet italienisches Recht Anwendung. Gerichtsstand ist Brescia.

### 8. EIGENTUMSVORBEHALT

Das von der Metelli S.p.A. gelieferte Material verbleibt bis zur vollständigen Zahlung des Kaufpreises in ihrem Eigentum.

\* Die Garantie gilt nur für einen kostenlosen Ersatz, ausgeschlossen sind Kosten oder eine Entschädigung für entstandenen Schaden, fuer alle Teile unter folgender Bedingungen:

a) zur Überprüfung kostenfrei an unser Werk geschickt werden. Das Produkt muß komplett und genau in dem Zustand zurückgeschickt werden, in dem der Schaden aufgetreten ist.

b) sich nach unserer Prüfung als wirklich nicht funktionsfähig oder defekt aufgrund von Material und/oder Produktions- oder Qualitätskontrollfehlern erwiesen haben.

\*\* Da alle unsere Produkte in Bereichen eingesetzt werden, die als sicherheitsrelevant eingestuft werden, müssen wir jede Verantwortung ablehnen, wenn sie von jemand benutzt werden, der nicht beruflich und/oder gesetzlich dazu qualifiziert ist, genauso wie in Fällen von falscher Benutzung, Einbaufehlern, dem Fehlen oder Vernachlässigen von notwendigen regelmäßigen Überprüfungen und Wartung, Autounfällen, Rennwagen und Geländewagen und in Fällen von Veränderungen oder Manipulationen.

\*\*\* Alle Teile, für die eine Garantie abgelehnt wurde und deren Rücksendung zu seinen Lasten der Kunde nicht verlangt, werden innerhalb von zwei Wochen nach Garantieentscheid verschrottet.

### HINWEISE

DER VORLIEGENDE KATALOG ANNULLIERT UND ERSETZT DEN VORANGEGANGENEN.

DIE IM KATALOG ENTHALTENEN DATEN STAMMEN VON IN UNSEREM BESITZ BEFINDLICHEN ORIGINALZEICHNUNGEN UND ORIGINALERSATZTEILEN.

DIE KONSTRUKTEURE KÖNNEN DIE EIGENSCHAFTEN IHRER PRODUKTE OHNE VORANKÜNDIGUNG ÄNDERN.

ORIGINALVERWEISE UND VERWEISE ANDERER HERSTELLER WERDEN REIN ZU INFORMATIONSZWECKEN UND IM HINBLICK AUF EINE LEICHTERE IDENTIFIKATION DES GEWÜNSCHTEN TYPUS ZITIERT. WENN ES SICH BEI UNSEREN PRODUKTEN NICHT UM ORIGINALE HANDELT, SIND DIESE MIT DEN ORIGINALEN AUSTAUSCHBAR.

DIE IN DIESEM KATALOG ENTHALTENEN INFORMATIONEN UND DATEN SIND DAS ERGEBNIS SORGFÄLTIGER RECHERCHEN, DIE AUF BESONDERES ZUVERLÄSSIGE QUELLEN ZURÜCKGEGRIFFEN HABEN. TROTZDEM LEHNEN WIR JEDGLICHE HAFTUNG FÜR EVENTUELLE FEHLER UND UNGENAUIGKEITEN AB.

DER VORLIEGENDE KATALOG WURDE VON DER METELLI S.P.A. ERSTELLT. JEDE AUCH NUR TEILWEISE VERFÄLTFÄLTIGUNG IST UNTERSAGT.

CE CATALOGUE A ÉTÉ RÉALISÉ PAR METELLI S.P.A. SA REPRODUCTION MÊME PARTIELLE EST INTERDITE.

## - CONDICIONES GENERALES DE VENTA -



### 1. PEDIDOS

Los pedidos que recibamos serán inmediatamente vinculantes para el Cliente, a quien enviaremos nuestra puntual confirmación. No se aceptarán pedidos que prevean penalidades, de cualquier tipo. Para los artículos que no formen parte de nuestra producción normal, considerados por tanto de "ejecución bajo pedido", está prevista una tolerancia a nuestro favor sobre la cantidad solicitada de  $\pm 10\%$ .

### 2. PRECIOS

Los precios se entienden para mercancía puesta en nuestro establecimiento de Cologne Bresciano, embalaje al costo, de no existir acuerdo diferente. En este caso, nuestra aceptación deberá constar inequívocamente por escrito.

### 3. ENTREGAS Y ENVÍOS

La mercancía viaja siempre por cuenta y riesgo del comprador, aunque se venda puesta en el domicilio del cliente. No se acepta responsabilidad alguna por posibles retrasos de los envíos debidos a causas de fuerza mayor o a cualquier otro evento que pueda retrasar el proceso de fabricación, como ser, a título de ejemplo, agitaciones sindicales, entregas no efectuadas por los proveedores, dificultad de abastecimiento de materias primas, o semejantes. A falta de precisas instrucciones, nos reservamos, a nuestro juicio incuestionable, la elección de los medios de transporte que consideremos más indicados.

### 4. PAGO

Los pagos se deberán efectuar en nuestro domicilio, respetando las formas previstas para los pedidos aceptados. El incumplimiento, incluso parcial, de parte del comprador de las condiciones de pago convenidas, comportará nuestro pleno derecho a suspender o anular las entregas pendientes, sin perjuicio alguno.

### 5. GARANTÍA

La garantía será efectiva sola y únicamente cuando el Cliente devuelva el producto en cuestión a Metelli S.p.A respetando totalmente nuestros procedimientos\*. Las piezas insertables por defectos de material o fabricación, constatados en nuestro establecimiento, serán sustituidas gratuitamente si se devuelven puestas en nuestro domicilio. En ningún caso el comprador podrá presentar solicitud de rescisión del contrato o de indemnización de daños. El comprador pierde el derecho a la garantía si no denuncia los vicios al vendedor dentro del plazo de ocho días desde su descubrimiento, y la acción prescribe en todo caso un año después de la entrega con arreglo a lo dispuesto por el art. 1495 del Código Civil. En ningún caso se podrá solicitar la garantía si los productos no han sido instalados o utilizados correctamente\*\*.

### 6. RECLAMACIONES

Las reclamaciones que lleguen más de ocho días después de la recepción de la mercancía, resultarán desprovistas de todo valor. En todo caso, aunque el comprador presente reclamaciones, no tendrá derecho alguno a retener sumas adeudadas a Metelli S.p.A. por facturas vencidas\*\*\*.

### 7. DISPUTAS

Para toda disputa que pueda surgir, se entiende que la ley aplicable es la italiana. El Tribunal territorialmente competente es el de Brescia.

### 8. CLAÚSULA DE RESERVA DE PROPIEDAD

El material entregado seguirá siendo de propiedad de Metelli S.p.A., hasta que el pago del precio del mismo resulte íntegramente abonado.

\* Además la garantía se encuentra limitada a la simple sustitución gratuita, excluido cualquier otro gasto, según las condiciones siguientes:

a) devueltos por el cliente a nuestro domicilio para revisión, libre de todo gasto. El producto debe ser devuelto completo y en las mismas condiciones del momento en que se ha realizado el hecho que ha determinado la reclamación.

b) serán reconocidos no idóneos o defectuosos por imperfecciones imputables al material y/o al proceso de producción y/o de revisión.

\*\* Ya que nuestros productos pertenecen al sector de los considerados determinantes para la seguridad de vehículos, declinamos toda responsabilidad en el caso de haber sido utilizados por personas no preparadas profesionalmente o no autorizadas oficialmente para efectuar este tipo de intervenciones, así como en todos aquellos casos de uso y/o montaje no conforme, negligencia de mantenimiento, accidente, uso en competiciones deportivas de todo género, en "todoterreno" o como consecuencia de desperfectos.

\*\*\* Todos los materiales de los cuales se certifica la falta de motivo de la reclamación y de los cuales el cliente no pide la devolución, a portes debidos, en dos semanas de la notificación, se romperán definitivamente, y el cliente no podrá reclamarlos.

## ADVERTENCIAS

ESTE CATÁLOGO ANULA Y SUSTITUYE EL ANTERIOR.

LOS DATOS INDICADOS CORRESPONDEN A PLANOS O A REPUESTOS ORIGINALES EN NUESTRO PODER.

LOS FABRICANTES PUEDEN VARIAR LAS CARACTERÍSTICAS DE SUS PRODUCTOS SIN OBLIGACIÓN DE PREVIO AVISO.

LAS REFERENCIAS ORIGINALES Y DE OTROS FABRICANTES SE CITAN A TÍTULO DE INFORMACIÓN PARA UNA MÁS FÁCIL IDENTIFICACIÓN DE CUANTO REQUERIDO.

CUANDO NUESTROS PRODUCTOS NO SON ORIGINALES, SON INTERCAMBIABLES CON LOS MISMOS.

LA INFORMACIÓN Y LOS DATOS DE ESTE CATÁLOGO SON EL RESULTADO DE UNA DETENIDA BÚSQUEDA EFECTUADA EN TODAS LAS FUENTES MÁS ATENDIBLES. SIN

EMBARGO DECLINAMOS TODA RESPONSABILIDAD POR LA PRESENCIA DE POSIBLES ERRORES E INEXACTITUDES.

ESTE CATÁLOGO HA SIDO REALIZADO POR METELLI S.P.A. QUEDA PROHIBIDA TODA REPRODUCCIÓN TOTAL O PARCIAL.

## - CONDIÇÕES GERAIS DE VENDA -



### 1. ENCOMENDAS

As encomendas recebidas constituem imediatamente um compromisso do comitente e terão a nossa confirmação. Não se aceitam encomendas que comportem penalidades de qualquer tipo. Para os artigos que não façam parte da nossa produção habitual, susceptíveis de ser considerados como "feitos por encomenda", está prevista uma tolerância a nosso favor sobre a quantidade encomendada de  $\pm$  aproximadamente 10%.

### 2. PREÇOS

Os preços são ex-factory no nosso armazém em Cologne Bresciano, embalagem ao custo indicado, salvo acordo em contrário. Neste caso, a nossa aceitação deverá ser feita expressamente por escrito.

### 3. ENTREGA E EXPEDIÇÃO

A mercaderia viaja sempre com risco por conta do comprador, mesmo quando vendida com destino franco. Não nos responsabilizamos por eventuais atrasos nas expedições devido a causas de força maior ou qualquer outro acontecimento que possa atrasar o processo de fabrico como, por exemplo, agitações sindicais, a não entrega por parte dos fornecedores, dificuldades de aprovisionamento de matérias-primas ou outras situações semelhantes. Na ausência de instruções específicas, reservamo-nos o direito de escolher os meios de transporte que considerarmos mais adequados.

### 4. PAGAMENTO

Os pagamentos deverão ser feitos ao nosso domicílio, nos termos previstos nas encomendas aceites. O não cumprimento, mesmo que parcial, das condições de pagamento acordadas, por parte do comprador, concede-nos o pleno direito de suspender ou anular o fornecimento em curso, sem nenhum prejuízo.

### 5. GARANTIA

A garantia só tem efeito apenas e quando o produto em causa for devolvido à Metelli S.p.a no completo respeito pelos nossos procedimentos\*. As peças inutilizadas por defeito de material ou de fabrico, controladas pelo nosso estabelecimento, serão substituídas gratuitamente se forem devolvidas com nosso domicílio franco. Em caso algum poderá o comprador avançar com um pedido de rescisão do contrato ou de indemnização dos danos. O comprador perde o direito à garantia, se não comunicar os defeitos ao vendedor num prazo de oito dias. Em todo o caso a garantia tem validade de um ano a contar da data de entrega, assim como disposto no art. 1495 do Código Civil. A garantia não poderá, em nenhum caso, ser invocada, caso os produtos não tenham sido montados ou utilizados correctamente\*\*.

### 6. RECLAMAÇÕES

Não são válidas as reclamações feitas oito dias após a recepção da mercaderia. Em todo o caso, mesmo que o comprador avance com a reclamação, não terá o direito de reter as quantias em dívida para com a Metelli S.p.A. por facturas vencidas\*\*\*.

### 7. LITÍGIOS

Para eventuais litígios que possam surgir, a lei aplicável é a italiana. O Foro territorialmente competente é o de Brescia.

### 8. CLAÚSULA DE DIREITO DE PROPRIEDADE

O material entregue permanecerá propriedade da Metelli S.p.A., até ao seu integral pagamento.

\* Todavia, a garantia limita-se à simples substituição gratuita, excluindo qualquer outra despesa, das peças:

a) devolvidas pelo cliente ao nosso domicílio para controlo, livres de qualquer despesa. O produto deve ser devolvido completo e nas mesmas condições de quando se realizou o facto que determinou a reclamação.

b) serão reconhecidos não idóneas ou defeituosas por imperfeições imputáveis ao material e/ou ao processo de produção ou de controlo.

\*\* Visto que os nossos produtos pertencem ao sector daqueles considerados determinantes para a segurança do veículo, declinamos toda a responsabilidade em caso de utilização por parte de pessoas não profissionalmente preparadas ou não oficialmente autorizadas a efectuar este tipo de intervenções, assim como em todos os casos de uso e/ou montagem não em conformidade, negligência de manutenção, acidente, uso em competições desportivas de todo o tipo, em todo-o-terreno ou como consequência de reparação.

\*\*\* Caso o cliente não solicite a devolução de todos os materiais, cuja reclamação não tem fundamento, com as despesas a seu cargo, num prazo de duas semanas após a sua notificação, irão para a sucata sem a possibilidade de serem recuperados.

## ATENÇÃO

ESTE CATÁLOGO ANULA E SUBSTITUI O ANTERIOR.

OS DADOS REPRODUZIDOS SÃO EXTRAÍDOS DE DESENHOS ORIGINAIS OU DE PEÇAS DE SUBSTITUIÇÃO ORIGINAIS NA NOSSA POSSE.

OS FABRICANTES PODEM ALTERAR AS CARACTERÍSTICAS DOS PRODUTOS SEM OBRIGAÇÃO DE AVISO PRÉVIO.

AS REFERÊNCIAS ORIGINAIS E DE OUTROS FABRICANTES SÃO CITADAS A TÍTULO INDICATIVO PARA UMA IDENTIFICAÇÃO MAIS FÁCIL DO TIPO PEDIDO.

QUANDO OS NOSSOS PRODUTOS NÃO SÃO ORIGINAIS, SÃO PERMUTÁVEIS COM ELES.

AS INFORMAÇÕES E DADOS DESTE CATÁLOGO SÃO O RESULTADO DE UMA RIGOROSA PESQUISA EFECTUADA JUNTO DAS FONTES MAIS FIDELÍGAS. CONTUDO,

DECLINAMOS TODA E QUALQUER RESPONSABILIDADE PELA PRESENÇA DE EVENTUAIS ERROS E IMPRECISÕES.

O PRESENTE CATÁLOGO FOI ELABORADO PELA METELLI S.P.A. E É PROIBIDA QUALQUER REPRODUÇÃO, TOTAL OU PARCIAL DO SEU CONTEÚDO.